








**GASTROPARTS**

zmywarki / dishwashers

**MACH**

-  [www.gastroparts.com](http://www.gastroparts.com)
-  [gastroparts@gastroparts.com](mailto:gastroparts@gastroparts.com)
-  tel. +48 56 657 00 68
-  [/gastroparts.global](https://www.facebook.com/gastroparts.global)
-  [/gastroparts.global](https://www.instagram.com/gastroparts.global)






## heating elements

## immersion heating elements


## 3 hole flange ø47.5mm



1




|  |   |                 |                       |
|--|---|-----------------|-----------------------|
| <b>Part No.</b>  | 416205  | <b>Ref. No.</b> | 512019800<br>80001953 |
| <b>description</b>   | heating element 3000W 230V heating circuits 1 L 260mm W 29mm H 35mm number of thermostat sleeves 1 thermostat sleeves ø 10mm length thermostat sleeves 214mm tube ø 6.2mm hole distance 65mm hole ø 8mm connection M4 3 hole immersion heater   |                 |                       |
| <b>For models:</b>   | GL220, GL250, MB235LI, MB240LI, MB510E, MB510ER, MB520, MB520K, MB530, MB530K, MB535, MB630, MB630PS, MB920E, MB920ER, MB930, MB930K, MB930PS, MB930T, MB9501, MGL40, MS350, MS350PS, MS350TRI, MS351, MS353, MS400B, MS400E, MS400T, MS450, MS450E, MS450PS, MS451, MS453, MS500B, MS500E, MS500PPB, MS500T, MS700E, MS905, MS9401, MS9451, MS9453 |                 |                       |
| <b>spare parts for</b>   | 416205  |                 |                       |
|   | <b>Part No.</b>   | 510408          | <b>Ref. No.</b> —     |
|  | O-ring EPDM thickness 5.34mm ID ø 47mm Qty 1 pcs  |                 |                       |
| <b>accessories for</b>   | 416205  |                 |                       |
|  | <b>Part No.</b>   | 510562          | <b>Ref. No.</b> —     |
|  | O-ring silicone thickness 5.34mm ID ø 47mm Qty 1 pcs  |                 |                       |




1




|   |  |                 |                       |
|---|--|-----------------|-----------------------|
| <b>Part No.</b>   | 416204   | <b>Ref. No.</b> | 512060200<br>80001977 |
| <b>description</b>  | heating element 3000W 230V mounting ø 47.5mm heating circuits 3 L 205mm W 26mm H 44mm number of thermostat sleeves 1 thermostat sleeves ø 8.7mm length thermostat sleeves 175mm thermostat sleeve not clinging tube ø 6.3mm hole distance 62mm hole ø 8mm connection M4 3 hole flange immersion heater |                 |                       |
| <b>For models:</b>  | MLP50, MS1100, MS1100E, MS1100T, MS350, MS350TRI, MS351, MS353, MS450, MS450E, MS450PS, MS451, MS453, MS700, MS900, MS900E, MS900T   |                 |                       |
| <b>spare parts for</b>  | 416204   |                 |                       |
|  | <b>Part No.</b>  | 510562          | <b>Ref. No.</b> —     |
|   | O-ring silicone thickness 5.34mm ID ø 47mm Qty 1 pcs   |                 |                       |
| <b>accessories for</b>  | 416204   |                 |                       |
|  | <b>Part No.</b>  | 510408          | <b>Ref. No.</b> —     |
|   | O-ring EPDM thickness 5.34mm ID ø 47mm Qty 1 pcs   |                 |                       |




1



|   |  |                 |                       |
|---|--|-----------------|-----------------------|
| <b>Part No.</b>   | 416206   | <b>Ref. No.</b> | 512004310<br>80001979 |
| <b>description</b>  | heating element 4500W 230V mounting ø 47.5mm heating circuits 3 L 377mm W 27mm H 36mm number of thermostat sleeves 1 thermostat sleeves ø 9mm length thermostat sleeves 250mm thermostat sleeve not clinging tube ø 6.5mm hole distance 64mm hole ø 8mm connection M4 3 hole flange immersion heater |                 |                       |
| <b>For models:</b>  | MB9500, MB9503, MGL500, MLP50, MS1100, MS1100E, MS1100P, MS1100T, MS1300, MS1300E, MS1300P, MS1300T, MS351, MS353, MS400B, MS400T, MS450, MS450E, MS450PS, MS451, MS453, MS500B, MS500PPB, MS500T, MS700, MS900, MS900E, MS900T, MS9400, MS9403, MS9451, MS9453                                      |                 |                       |
| <b>spare parts for</b>  | 416206   |                 |                       |
|  | <b>Part No.</b>  | 510408          | <b>Ref. No.</b> —     |
|   | O-ring EPDM thickness 5.34mm ID ø 47mm Qty 1 pcs   |                 |                       |
| <b>accessories for</b>  | 416206   |                 |                       |
|  | <b>Part No.</b>  | 510408          | <b>Ref. No.</b> —     |
|   | O-ring EPDM thickness 5.34mm ID ø 47mm Qty 1 pcs   |                 |                       |
|  | <b>Part No.</b>  | 510562          | <b>Ref. No.</b> —     |
|   | O-ring silicone thickness 5.34mm ID ø 47mm Qty 1 pcs   |                 |                       |

1



|   |  |                 |                       |
|---|--|-----------------|-----------------------|
| <b>Part No.</b>   | 416207   | <b>Ref. No.</b> | 512004410<br>80001981 |
| <b>description</b>  | heating element 6000W 230V mounting ø 47.5mm heating circuits 3 L 400mm W 24mm H 42mm number of thermostat sleeves 1 thermostat sleeves ø 9mm length thermostat sleeves 245mm thermostat sleeve not clinging tube ø 6.3mm hole distance 62mm hole ø 8mm connection M4 3 hole flange immersion heater |                 |                       |
| <b>For models:</b>  | MGL500, MLP140, MLP50, MLP56, MLP60, MLP60E, MS1100, MS1100E, MS1100P, MS1100T, MS1300, MS1300E, MS1300P, MS1300T, MS400B, MS400T, MS450, MS450E, MS450PS, MS500B, MS500PPB, MS500T, MS700, MS700E, MS800B, MS800E, MS800T, MS900, MS900E, MS900T, MS905   |                 |                       |
| <b>spare parts for</b>  | 416207   |                 |                       |
|  | <b>Part No.</b>  | 510408          | <b>Ref. No.</b> —     |
|   | O-ring EPDM thickness 5.34mm ID ø 47mm Qty 1 pcs   |                 |                       |
| <b>accessories for</b>  | 416207   |                 |                       |
|  | <b>Part No.</b>  | 510408          | <b>Ref. No.</b> —     |
|   | O-ring EPDM thickness 5.34mm ID ø 47mm Qty 1 pcs   |                 |                       |
|  | <b>Part No.</b>  | 510562          | <b>Ref. No.</b> —     |
|   | O-ring silicone thickness 5.34mm ID ø 47mm Qty 1 pcs   |                 |                       |



|                        |   |                 |                                    |
|------------------------|---|-----------------|------------------------------------|
|                        |   |                 |                                    |
| <b>Part No.</b>        | 416208  | <b>Ref. No.</b> | 512004510<br>512004520<br>80001983 |
| <b>description</b>     | heating element 9000W 230V mounting $\phi$ 47.5mm heating circuits 3 L 395mm W 32mm H 36mm number of thermostat sleeves 1 thermostat sleeves $\phi$ 9mm length thermostat sleeves 240mm thermostat sleeve eccentric, non clinging tube $\phi$ 8.5mm hole distance 63mm hole $\phi$ 8mm connection M4 3 hole flange immersion heater with gasket |                 |                                    |
| <b>For models:</b>     | MLP140, MLP70, MLP80, MS1100, MS1100E, MS1100P, MS1100T, MS1300, MS1300E, MS1300P, MS1300T, MS800B, MS800E, MS800T, MS900, MS900E, MS900T, MS905  |                 |                                    |
| <b>spare parts for</b> | 416208  |                 |                                    |
|                        |   | <b>Part No.</b> | 510408 <b>Ref. No.</b> —           |
|                        | O-ring EPDM thickness 5.34mm ID $\phi$ 47mm Qty 1 pcs   |                 |                                    |

|                        |  |                 |                          |
|------------------------|--|-----------------|--------------------------|
|                        |  |                 |                          |
| <b>Part No.</b>        | 416203   | <b>Ref. No.</b> | 512036300<br>80001951    |
| <b>description</b>     | heating element 2600W 230V mounting $\phi$ 47.5mm heating circuits 1 L 250mm W 35mm H 24mm number of thermostat sleeves 1 thermostat sleeves $\phi$ 8.5mm length thermostat sleeves 235mm thermostat sleeve not clinging tube $\phi$ 6.3mm hole distance 62mm hole $\phi$ 8mm connection M4 3 hole flange immersion heater |                 |                          |
| <b>For models:</b>     | GL220, GL250, MB235LI, MB240LI, MB510E, MB510ER, MB520, MB520K, MB530, MB530K, MB535, MB630, MB630PS, MB920E, MB920ER, MB9235, MB9240, MB930, MB930K, MB930PS, MB930T, MB9510, MB9510R, MB9920, MB9920R  |                 |                          |
| <b>spare parts for</b> | 416203   |                 |                          |
|                        |  | <b>Part No.</b> | 510408 <b>Ref. No.</b> — |
|                        | O-ring EPDM thickness 5.34mm ID $\phi$ 47mm Qty 1 pcs  |                 |                          |
| <b>accessories for</b> | 416203   |                 |                          |
|                        |  | <b>Part No.</b> | 510408 <b>Ref. No.</b> — |
|                        | O-ring EPDM thickness 5.34mm ID $\phi$ 47mm Qty 1 pcs  |                 |                          |
|                        |  | <b>Part No.</b> | 510562 <b>Ref. No.</b> — |
|                        | O-ring silicone thickness 5.34mm ID $\phi$ 47mm Qty 1 pcs  |                 |                          |

|                                 |   |                 |                          |
|---------------------------------|---|-----------------|--------------------------|
| with round flange $\phi$ 57.5mm |   |                 |                          |
|                                 |   |                 |                          |
| <b>Part No.</b>                 | 415264  | <b>Ref. No.</b> | 2761<br>80002761         |
| <b>description</b>              | heating element 6000W 230V heating circuits 3 mounting $\phi$ 57.5mm L 480mm W 33mm H 42mm round flange connection M5 immersion heater tube $\phi$ 8.5mm connection length 19mm thermostat sleeves $\phi$ 7.5mm number of thermostat sleeves 1 length thermostat sleeves 268mm thermostat sleeve not clinging |                 |                          |
| <b>For models:</b>              | MLP55, MLP80  |                 |                          |
| <b>accessories for</b>          | 415264  |                 |                          |
|                                 |   | <b>Part No.</b> | 550002 <b>Ref. No.</b> — |
|                                 | tension strap H 10mm L 21mm W 10mm hole $\phi$ 6.5mm for heating element  |                 |                          |

|                    |  |                 |                       |
|--------------------|--|-----------------|-----------------------|
|                    |  |                 |                       |
| <b>Part No.</b>    | 419166   | <b>Ref. No.</b> | 512054600<br>80004609 |
| <b>description</b> | heating element 1400W 230V heating circuits 1 L 235mm H 50mm H 30mm thread M10x1 tube $\phi$ 6.3mm connection male faston 6.3mm                          |                 |                       |
| <b>For models:</b> | MB9235, MB9240, MB9510, MB9510R, MB9920, MB9920R, MGL500, MLP50, MLP56, MS400B, MS400E, MS400T, MS500B, MS500E, MS500PPB, MS500T, MS800B, MS800E, MS800T |                 |                       |

|                    |  |                 |           |
|--------------------|--|-----------------|-----------|
|                    |  |                 |           |
| <b>Part No.</b>    | 420364   | <b>Ref. No.</b> | 512077900 |
| <b>description</b> | heating element 2500W 230V heating circuits 1 L 270mm W 145mm H 35mm W1 54mm W2 43mm thread M12x1 mounting distance 35mm tube $\phi$ 8.5mm 2 hole fixing connection male faston 6.3mm immersion heater |                 |           |
| <b>For models:</b> | MB9500, MB9501, MB9503, MLP50, MS9400, MS9401, MS9403, MS9451, MS9453  |                 |           |

|                        |  |                 |                          |
|------------------------|--|-----------------|--------------------------|
|                        |  |                 |                          |
| <b>Part No.</b>        | 416201   | <b>Ref. No.</b> | 512049900<br>80004269    |
| <b>description</b>     | heating element 2600W 230V heating circuits 1 L 275mm W 85mm H 26mm L1 65mm L2 210mm W1 23mm W2 40mm thread M10x1 mounting distance 33mm tube $\phi$ 6.3mm connection male faston 6.3mm immersion heater 2 hole fixing |                 |                          |
| <b>For models:</b>     | GL250, MB235LI, MB240LI, MB630, MB630PS, MB930, MB930K, MB930PS, MB930T, MGL40   |                 |                          |
| <b>accessories for</b> | 416201   |                 |                          |
|                        |  | <b>Part No.</b> | 510416 <b>Ref. No.</b> — |
|                        | flat gasket fibre ED $\phi$ 19mm ID $\phi$ 10.5mm thickness 1.5mm for thread M10 Qty 1 pcs   |                 |                          |
|                        |  | <b>Part No.</b> | 521129 <b>Ref. No.</b> — |
|                        | nut thread M10 H 6mm SS WS 17 Qty 1 pcs DIN/ISO DIN 439  |                 |                          |



## flow heaters



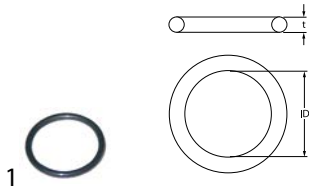
1

|                    |  |                 |           |
|--------------------|--|-----------------|-----------|
| <b>Part No.</b>    | 417708   | <b>Ref. No.</b> | 512081400 |
| <b>description</b> | flow heater 3000W 230V ø 60mm L 225mm dishwasher |                 |           |

## accessories

## sealing washers

## O-rings



1

|                    |  |                 |                                    |
|--------------------|--|-----------------|------------------------------------|
| <b>Part No.</b>    | 510072   | <b>Ref. No.</b> | 512013100<br>513013100<br>80002243 |
| <b>description</b> | O-ring EPDM thickness 3.53mm ID ø 32.93mm Qty 1 pcs                          |                 |                                    |
| <b>For models:</b> | GL250, MB510E, MB510ER, MB630, MB920E, MB920ER, MB930, MB930K, MB930T, MGL40 |                 |                                    |



1

|                    |   |                 |                       |
|--------------------|---|-----------------|-----------------------|
| <b>Part No.</b>    | 532158  | <b>Ref. No.</b> | 512006800<br>80004231 |
| <b>description</b> | O-ring EPDM thickness 5.34mm ID ø 47mm Qty 10 pcs |                 |                       |

## thermostats

## bi-metal thermostats

## bi-metal thermostats



1

|                    |   |                 |                       |
|--------------------|---|-----------------|-----------------------|
| <b>Part No.</b>    | 390441  | <b>Ref. No.</b> | 500065000<br>80004277 |
| <b>description</b> | bi-metal thermostat hole distance 38mm switch-off temp. 55°C 1NC 1-pole 16A connection F6.3 2 hole fixing |                 |                       |
| <b>For models:</b> | GL250, MB235LI, MB240LI, MB630, MB930, MB930K, MS400B, MS400T, MS500B, MS500PPB, MS500T                   |                 |                       |

## control and safety thermostats

## EGO

## control thermostats

## 55.10/19\_ series



1

|                    |  |                 |           |
|--------------------|--|-----------------|-----------|
| <b>Part No.</b>    | 390924   | <b>Ref. No.</b> | 500070700 |
| <b>description</b> | thermostat t.max. 90°C temperature range 30-90°C 1-pole 1CO 16A probe ø 20mm probe L 12mm capillary pipe 1500mm capillary pipe isolatedmm gland nut shaft Lmm shaft position° shaft position |                 |           |
| <b>For models:</b> | MB235LI, MB240LI, MB630, MB930, MB930K, MLP50, MLP56, MS400B, MS400E, MS500B, MS500E, MS800B, MS800E   |                 |           |



1

|                    |  |                 |                                    |
|--------------------|--|-----------------|------------------------------------|
| <b>Part No.</b>    | 375948   | <b>Ref. No.</b> | 500063900<br>500087600<br>80004311 |
| <b>description</b> | thermostat t.max. 90°C temperature range 30-90°C 1-pole 1CO 16A probe ø 6mm probe L 102mm capillary pipe 1000mm capillary pipe isolated 960mm gland nut shaft Lmm shaft position rotation 180°   |                 |                                    |
| <b>For models:</b> | MB235LI, MB240LI, MB510E, MB510ER, MB520, MB520K, MB530, MB530K, MB535, MB630, MB630PS, MB920E, MB920ER, MB9235, MB9240, MB930, MB930K, MB930PS, MB930T, MB9500, MB9501, MB9503, MB9510, MB9510R, MB9920, MB9920R, MLP140, MLP50, MLP56, MLP60, MLP60E, MLP70, MLP80, MS1100, MS1100E, MS1100P, MS1300, MS1300E, MS1300P, MS350, MS350TRI, MS351, MS353, MS400B, MS400E, MS400T, MS450, MS450E, MS451, MS453...(Other models you can see in the webshop) |                 |                                    |



safety thermostats


55.10/19\_ series



|                    |  |                 |                       |
|--------------------|--|-----------------|-----------------------|
| <b>Part No.</b>    | 375902   | <b>Ref. No.</b> | 500064000<br>80004309 |
| <b>description</b> | safety thermostat switch-off temp. 125°C 1-pole 1NC 16A probe ø 6mm probe L 77mm capillary pipe 870mm capillary pipe isolated 700mm gland nut probe material SS screw connection M8x1  |                 |                       |
| <b>For models:</b> | MB235LI, MB240LI, MB510E, MB510ER, MB520, MB520K, MB530, MB530K, MB535, MB630, MB630PS, MB920E, MB920ER, MB9235, MB9240, MB930, MB930K, MB930PS, MB930T, MB9500, MB9501, MB9503, MB9510, MB9510R, MB9920, MB9920R, MGL40, MGL500, MLP140, MLP50, MLP56, MLP60, MLP60E, MLP70, MLP80, MS1100, MS1100E, MS1100P, MS1100T, MS1300, MS1300E, MS1300P, MS1300T, MS350, MS350TRI, MS351, MS353, MS400B, MS400E, MS400T...(Other models you can see in the webshop) |                 |                       |

IMIT / TEMPOMATIC / ARTHERMO

control thermostats



|                    |   |                 |                       |
|--------------------|---|-----------------|-----------------------|
| <b>Part No.</b>    | 390192  | <b>Ref. No.</b> | 500000100<br>80001177 |
| <b>description</b> | thermostat t.max. 90°C temperature range 0-90°C 1-pole 1CO 16A probe ø 6.5mm probe L 95mm capillary pipe 2000mm capillary pipe isolated 2000mm gland nut shaft ø 6x4.6mm shaft L 19mm shaft position upper° rotation 270° probe material copper |                 |                       |
| <b>For models:</b> | GL220, GL250, MB510E, MB520, MB520K, MB530, MB530K, MB535, MB630, MB920E, MB930, MB930K, MLP140, MLP60, MLP60E, MLP70, MLP80, MS1100, MS1300, MS350, MS350PS, MS450, MS450E, MS450PS, MS700, MS700E, MS900                                      |                 |                       |

accessories

plunger sockets



|                    |   |                 |                       |
|--------------------|---|-----------------|-----------------------|
| <b>Part No.</b>    | 504139  | <b>Ref. No.</b> | 513135500<br>80002979 |
| <b>description</b> | thermowell thread 3/8" L 38mm SS single ø 6.5mm |                 |                       |
| <b>For models:</b> | MGL40, MS400T, MS500PPB, MS500T                 |                 |                       |

switches and momentary switches

push/momentary push switches

28.5x28.5mm



|                    |   |                 |                       |
|--------------------|---|-----------------|-----------------------|
| <b>Part No.</b>    | 345550  | <b>Ref. No.</b> | 500005400<br>80001547 |
| <b>description</b> | momentary push switch mounting measurements 28.5x28.5mm yellow 1NO 250V 16A connection male faston 6.3mm ambient temperature max. 85°C protection IP40  |                 |                       |
| <b>For models:</b> | MB235LI, MB240LI, MB535, MB9235, MB9240, MS1100, MS1100E, MS1100P, MS1300, MS1300E, MS1300P, MS350, MS350PS, MS350TRI, MS351, MS353, MS400E, MS450E, MS450PS, MS451, MS453, MS500E, MS700E, MS900, MS900E |                 |                       |



|                    |  |                 |                       |
|--------------------|--|-----------------|-----------------------|
| <b>Part No.</b>    | 345553   | <b>Ref. No.</b> | 500017800<br>80001955 |
| <b>description</b> | push switch mounting measurements 28.5x28.5mm green 2NO 250V 16A connection male faston 6.3mm ambient temperature max. 150°C protection IP40 |                 |                       |
| <b>For models:</b> | MB235LI, MB240LI, MB535, MB9235, MB9240, MLP140, MLP60, MLP60E, MLP70, MLP80, MS351, MS353, MS400E, MS451, MS453, MS500E                     |                 |                       |

28.5x77.5mm



|                    |  |                 |           |
|--------------------|--|-----------------|-----------|
| <b>Part No.</b>    | 347621   | <b>Ref. No.</b> | 500074600 |
| <b>description</b> | double momentary switch latching/momentary mounting measurements 28.5x77.5mm green/blue/yellow 2CO/2NO/2NO 250V 16A connection male faston 6.3mm ambient temperature max. 85°C protection IP40 |                 |           |



|                    |  |                 |                       |
|--------------------|--|-----------------|-----------------------|
| <b>Part No.</b>    | 345555   | <b>Ref. No.</b> | 500040900<br>80001995 |
| <b>description</b> | switch combination latching mounting measurements 28.5x77.5mm green/white/blue 2NO/2CO/2CO 250V 16A connection male faston 6.3mm ambient temperature max. 85°C protection IP40 |                 |                       |
| <b>For models:</b> | MS1100, MS1100E, MS1100P, MS1300, MS1300E, MS1300P, MS350, MS350PS, MS350TRI, MS450E, MS450PS, MS700E, MS900, MS900E   |                 |                       |



1

|                    |   |                 |                       |
|--------------------|---|-----------------|-----------------------|
| <b>Part No.</b>    | 345554  | <b>Ref. No.</b> | 80001513<br>800087000 |
| <b>description</b> | switch combination latching/latching/momentary mounting measurements 28.5x77.5mm green/white/yellow 2NO/2CO/1NO 250V 16A connection male faston 6.3mm ambient temperature max. 85°C protection IP40 |                 |                       |
| <b>For models:</b> | MB510E, MB520, MB520K, MB530, MB530K, MB630, MB920E, MB930, MB930K, MLP55, MLP60E, MLP80, MS350, MS350PS, MS350TRI  |                 |                       |



1

|                    |   |                 |           |
|--------------------|---|-----------------|-----------|
| <b>Part No.</b>    | 348018  | <b>Ref. No.</b> | 500005300 |
| <b>description</b> | switch combination latching/latching/momentary mounting measurements 28.5x77.5mm green/white/yellow 2NO/2CO/1NO 250V 16A connection male faston 6.3mm ambient temperature max. 85°C protection IP40 |                 |           |
| <b>For models:</b> | MLP50, MLP60E   |                 |           |



1

|                    |   |                 |                                   |
|--------------------|---|-----------------|-----------------------------------|
| <b>Part No.</b>    | 345556  | <b>Ref. No.</b> | 500074500<br>80002973<br>80004381 |
| <b>description</b> | switch combination latching/momentary mounting measurements 28.5x77.5mm green/blue/yellow 2NO/1NO/1NO 250V 16A connection male faston 6.3mm ambient temperature max. 85°C protection IP40   |                 |                                   |
| <b>For models:</b> | MB510E, MB510ER, MB520, MB520K, MB530, MB530K, MB630, MB630PS, MB920E, MB920ER, MB930, MB930K, MB930PS, MB930T, MB9510, MB9510R, MB9920, MB9920R, MGL40, MGL500, MLP50, MS1100, MS1100E, MS1100P, MS1100T, MS1300, MS1300E, MS1300P, MS1300T, MS400B, MS400T, MS500B, MS500PPB, MS500T, MS800B, MS800T, MS900, MS900E, MS900T |                 |                                   |



1

|                    |   |                 |                        |
|--------------------|---|-----------------|------------------------|
| <b>Part No.</b>    | 347957  | <b>Ref. No.</b> | 500017900<br>500083100 |
| <b>description</b> | switch combination mounting measurements 28.5x77.5mm yellow/green 2NO/1NO/1NO 250V 16A connection male faston 6.3mm ambient temperature max. 150°C 4-pole |                 |                        |
| <b>For models:</b> | MS800E, MS905   |                 |                        |

position switches

PIZZATO

FR series



1

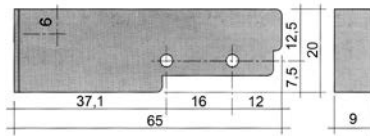
|                    |  |                 |                       |
|--------------------|--|-----------------|-----------------------|
| <b>Part No.</b>    | 347958   | <b>Ref. No.</b> | 500036300<br>80001877 |
| <b>description</b> | position switch plastic 2NO 400V 3A L 75mm W 31mm H 31mm protection IP67 actuating force: 350g screw connection PG13.5 mounting distance 22mm FR1001 |                 |                       |
| <b>For models:</b> | MS1100, MS1300, MS900  |                 |                       |


magnetic switches

65x20mm



1

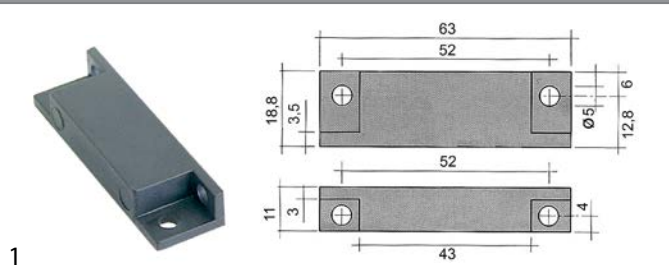


|   |  |                 |                       |
|---|--|-----------------|-----------------------|
| <b>Part No.</b>   | 345116   | <b>Ref. No.</b> | 500046000<br>80002117 |
| <b>description</b>  | magnetic switch L 65mm W 20mm 1NO 250V 0.4A P max. 100W connection cable cable length 3000mm   |                 |                       |
| <b>For models:</b>  | GL220, GL250, MB235LI, MB240LI, MB510E, MB510ER, MB520, MB520K, MB530, MB530K, MB535, MB630, MB630PS, MB920E, MB920ER, MB9235, MB9240, MB930, MB930K, MB930PS, MB930T, MB9500, MB9501, MB9503, MB9510, MB9510R, MB9920, MB9920R, MGL40, MGL500, MLP140, MLP50, MLP56, MLP60, MLP60E, MLP70, MLP80, MS1100, MS1100E, MS1100P, MS1100T, MS1300, MS1300E, MS1300P, MS1300T, MS350, MS350PS, MS350TRI, MS351, MS353... (Other models you can see in the webshop) |                 |                       |
| <b>accessories for</b>  | 345116   |                 |                       |
|  | <b>Part No.</b>  | 345399          | <b>Ref. No.</b> —     |
|   | magnet ø 3.3mm L 40mm H 8mm W 13mm hole distance 30mm M3   |                 |                       |



accessories

magnets



|                    |   |                 |           |
|--------------------|---|-----------------|-----------|
| <b>Part No.</b>    | 345336  | <b>Ref. No.</b> | 500046100 |
| <b>description</b> | magnet ø 4.8mm L 63mm H 11mm W 18.8mm hole distance 51mm M4   |                 |           |
| <b>For models:</b> | MB235LI, MB240LI, MB510E, MB510ER, MB520, MB520K, MB530, MB530K, MB535, MB630, MB630PS, MB920E, MB920ER, MB9235, MB9240, MB930, MB930K, MB930PS, MB930T, MB9500, MB9501, MB9503, MB9510, MB9510R, MB9920, MB9920R, MGL40, MGL500, MLP140, MLP50, MLP56, MLP60, MLP60E, MLP70, MLP80, MS1100, MS1100E, MS1100P, MS1100T, MS1300, MS1300E, MS1300P, MS1300T, MS351, MS353, MS400B, MS400E, MS400T, MS451, MS453...(Other models you can see in the webshop) |                 |           |


lamps

indicator lights

indicator lights 2-piece (lens and indicator lamp)

indicator light lenses

ø 6mm (type SQ-20)



|                    |   |                 |           |
|--------------------|---|-----------------|-----------|
| <b>Part No.</b>    | 359804  | <b>Ref. No.</b> | 500064800 |
| <b>description</b> | indicator light lens yellow Qty 1 pcs ø 6mm   |                 |           |
| <b>For models:</b> | MB235LI, MB240LI, MB510E, MB510ER, MB520, MB520K, MB530, MB530K, MB535, MB630, MB630PS, MB920E, MB920ER, MB9235, MB9240, MB930, MB930K, MB930PS, MB930T, MB9500, MB9501, MB9503, MB9510, MB9510R, MB9920, MB9920R, MLP50, MLP56, MLP60E, MS1100, MS1100E, MS1100P, MS1300, MS1300E, MS1300P, MS351, MS353, MS400B, MS400E, MS451, MS453, MS500B, MS500E, MS800B, MS800E, MS900, MS900E, MS905, MS9400, MS9401...(Other models you can see in the webshop) |                 |           |

timers

programme timers



|                    |  |                 |                       |
|--------------------|--|-----------------|-----------------------|
| <b>Part No.</b>    | 360737   | <b>Ref. No.</b> | 500068800<br>80004981 |
| <b>description</b> | timer CDC 11901F1 engines 1 chambers 1 operation time 60s 230V |                 |                       |
| <b>For models:</b> | MLP50  |                 |                       |



|                    |  |                 |           |
|--------------------|--|-----------------|-----------|
| <b>Part No.</b>    | 360721   | <b>Ref. No.</b> | 500000900 |
| <b>description</b> | timer CDC 4905MDV engines 2 chambers 5 operation time 6s / 3min 230V shaft ømm shaft Lmm manuf. no. 4905MDVAPE000.1000 |                 |           |
| <b>For models:</b> | MS400B, MS500B   |                 |           |





|                    |  |                 |                       |
|--------------------|--|-----------------|-----------------------|
| <b>Part No.</b>    | 360202   | <b>Ref. No.</b> | 500001000<br>80002359 |
| <b>description</b> | timer FIBER P25 engines 1 chambers 4 operation time 4min 230V shaft ømm shaft Lmm manuf. no. P255J04H699 motor type M51B-J0R6400 |                 |                       |
| <b>For models:</b> | MS350, MS350PS, MS350TRI   |                 |                       |

|                        |  |                 |   |
|------------------------|--|-----------------|---|
| <b>spare parts for</b> | 360202   |                 |   |
| <b>Part No.</b>        | 360673   | <b>Ref. No.</b> | — |
| <b>description</b>     | motor kit pinion ø 6.8mm teeth 15 230V voltage AC 50/60Hz turn direction clockwise motor ø 48mm H 18.5mm motor type UDS-40NE1RNZ165 cable length 150mm with holder |                 |   |




|   |  |                 |                       |
|---|--|-----------------|-----------------------|
|  |  |                 |                       |
| 1   |  |                 |                       |
| <b>Part No.</b>   | 360203   | <b>Ref. No.</b> | 500016900<br>80001553 |
| <b>description</b>  | timer FIBER P26 engines 1 chambers 3 operation time 20min 230V shaft ømm shaft Lmm manuf. no. P265J03L103 motor type M61B40R6400 |                 |                       |
| <b>For models:</b>  | MB520K, MB530K, MB930K, MS1300   |                 |                       |


|   |   |                 |                               |
|---|---|-----------------|-------------------------------|
|    |   |                 |                               |
| 1   |   |                 |                               |
| <b>Part No.</b>   | 360344  | <b>Ref. No.</b> | 4603<br>500068300<br>80004603 |
| <b>description</b>  | timer FIBER PWE engines 1 chambers 3 operation time 150s 230V shaft ømm shaft Lmm manuf. no. PWE5J03H408 motor type M51B-J0R6400  |                 |                               |
| <b>For models:</b>  | GL220, GL250, MB235LI, MB240LI, MB510E, MB510ER, MB520, MB520K, MB530, MB530K, MB535, MB630, MB920E, MB920ER, MB930, MB930K, MS351, MS353, MS400E, MS451, MS453, MS500E |                 |                               |
| <b>spare parts for</b>  | 360344  |                 |                               |
|  | <b>Part No.</b>   | 360673          | <b>Ref. No.</b> —             |
|   | motor kit pinion ø 6.8mm teeth 15 230V voltage AC 50/60Hz turn direction clockwise motor ø 48mm H 18.5mm motor type UDS-40NE1RNZ165 cable length 150mm with holder      |                 |                               |

## contactors

### ISKRA (FANAL)

#### power contactors

|   |   |                 |                       |
|---|---|-----------------|-----------------------|
|  |   |                 |                       |
| 1   |   |                 |                       |
| <b>Part No.</b>   | 380212  | <b>Ref. No.</b> | 500000600<br>80001173 |
| <b>description</b>  | power contactor resistive load 20A 230VAC (AC3/400V) 8.5A/5.5kW main contacts 3NO auxiliary contacts 1NC connection screw connection type Fanal K07M 01 type ISKRA DSL7 01          |                 |                       |
| <b>For models:</b>  | GL220, GL250, MGL40, MLP140, MLP60, MLP60E, MLP70, MLP80, MS1100, MS1100E, MS1100P, MS1300, MS1300E, MS1300P, MS350, MS350TRI, MS450, MS450E, MS450PS, MS700, MS700E, MS900, MS900E |                 |                       |


|  |   |                 |                                     |
|--|---|-----------------|-------------------------------------|
|  |   |                 |                                     |
| 1  |   |                 |                                     |
| <b>Part No.</b>  | 380213  | <b>Ref. No.</b> | 500035100<br>80001857<br>80001LT029 |
| <b>description</b>   | power contactor resistive load 20A 230VAC (AC3/400V) 8.5A/5.5kW main contacts 3NO auxiliary contacts 1NO connection screw connection type Fanal DSL7 10 type ISKRA K07M 10  |                 |                                     |
| <b>For models:</b>   | MB510E, MB510ER, MB520, MB520K, MB530, MB530K, MB535, MB630, MB920E, MB920ER, MB930, MB930K, MB930T, MB9500, MB9503, MGL40, MGL500, MLP140, MLP50, MLP55, MLP56, MLP60, MLP60E, MLP70, MLP80, MS1100, MS1100E, MS1100P, MS1100T, MS1300, MS1300E, MS1300P, MS1300T, MS350, MS350PS, MS350TRI, MS351, MS353, MS400B, MS400T, MS450, MS450E, MS450PS, MS451, MS453, MS500B, MS500PPB, MS500T, MS700, MS700E...(Other models you can see in the webshop) |                 |                                     |

## relays

### power relays

#### with bracket mounting

|   |  |                 |                      |
|---|--|-----------------|----------------------|
|  |  |                 |                      |
| 1   |  |                 |                      |
| <b>Part No.</b>   | 380312   | <b>Ref. No.</b> | 1LT080<br>80001LT080 |
| <b>description</b>  | power relays FINDER 230VAC 10A 3CO connection male faston 4.8mm bracket mounting dimensions 52x32.2x36.5mm manuf. no. 60.63.8.230.0000 |                 |                      |
| <b>For models:</b>  | IMP25, IMP35, IMP45, IMP55, IMP70, IMP85   |                 |                      |

|  |   |                 |  |
|--|---|-----------------|--|
|  |   |                 |  |
| 1  |   |                 |  |
| <b>Part No.</b>  | 380368  | <b>Ref. No.</b> | 500019000<br>500019100<br>80004105<br>80004251 |
| <b>description</b>   | power relays ZETTLER ELECTRONICS 230VAC 30A 1NO/1NC connection male faston 6.3mm bracket mounting manuf. no. AZ 2280-1A-240AF AZ2280-1C-240AF   |                 |  |
| <b>For models:</b>   | MB235LI, MB240LI, MB930T, MGL500, MLP140, MLP50, MLP60, MLP60E, MLP70, MLP80, MS1100, MS1100E, MS1100P, MS1300, MS1300E, MS1300P, MS350, MS350TRI, MS351, MS353, MS400B, MS400E, MS400T, MS450, MS450E, MS451, MS453, MS500B, MS500E, MS500PPB, MS500T, MS700, MS700E, MS800B, MS800E, MS800T, MS900, MS900E, MS905 |                 |  |





## electronic controllers

### EVCO - EVERY CONTROL

#### electronic thermometers

##### built-in version



1

|                        |  |                 |           |
|------------------------|--|-----------------|-----------|
| <b>Part No.</b>        | 400754   | <b>Ref. No.</b> | 512063000 |
| <b>description</b>     | thermometer EVERY CONTROL type TM103T N7 mounting measurements 58x25.5mm 230V voltage AC -40 up to +110°C measuring input NTC front measurements 31x64mm protection IP54 accuracy 1% |                 |           |
| <b>For models:</b>     | MGL40, MGL500, MLP140, MLP60, MLP70, MLP80   |                 |           |
| <b>accessories for</b> | 400754   |                 |           |
|                        | <b>Part No.</b>  | <b>Ref. No.</b> | —         |
|                        | temperature probe NTC 10kOhm cable thermoplastic probe -40 up to +110°C cable -40 up to +110°C probe ø6x14mm cable length 3m without screw connection 2-wire                         |                 |           |

### miscellaneous

#### universal controllers



1

|                    |   |                 |                       |
|--------------------|---|-----------------|-----------------------|
| <b>Part No.</b>    | 400710  | <b>Ref. No.</b> | 500017100<br>80003939 |
| <b>description</b> | electronic controller type 9.5.17.90 00G 230V |                 |                       |
| <b>For models:</b> | MLP140, MLP60, MLP60E, MLP70, MLP80           |                 |                       |

## probes

### universal probes

#### temperature probes



1

|                    |   |                 |           |
|--------------------|---|-----------------|-----------|
| <b>Part No.</b>    | 379458  | <b>Ref. No.</b> | 512063100 |
| <b>description</b> | temperature probe NTC 10kOhm cable silicone probe -40 up to +110°C cable -50 up to +180°C probe ø6x40mm cable length 1.5m without screw connection 2-wire |                 |           |
| <b>For models:</b> | MGL40, MGL500, MLP140, MLP60, MLP70, MLP80  |                 |           |



1

|                    |  |                 |                       |
|--------------------|--|-----------------|-----------------------|
| <b>Part No.</b>    | 379052   | <b>Ref. No.</b> | 512042300<br>80002959 |
| <b>description</b> | temperature probe PTC 1kOhm cable silicone probe -50 up to +150°C cable -50 up to +180°C probe ø6x40mm cable length 1.5m without screw connection 2-wire |                 |                       |
| <b>For models:</b> | MGL40, MGL500  |                 |                       |

## producer-specific probes

### probes



1

|                    |  |                 |                       |
|--------------------|--|-----------------|-----------------------|
| <b>Part No.</b>    | 400714   | <b>Ref. No.</b> | 500054800<br>80002963 |
| <b>description</b> | temperature probe NTC 100kOhm cable PVC probe -40 up to +125°C cable -10 up to 100°C connection male faston thread probe ø7x25mm cable length 3m |                 |                       |
| <b>For models:</b> | MB930T, MGL40, MGL500, MS1100T, MS1300T, MS400T, MS500PPB, MS500T, MS800T, MS900T  |                 |                       |

## electronics

### PCBs



1

|                    |  |                 |           |
|--------------------|--|-----------------|-----------|
| <b>Part No.</b>    | 402953   | <b>Ref. No.</b> | 500086900 |
| <b>description</b> | control PCB dishwasher MB630/930 L 133mm W 82mm  |                 |           |
| <b>For models:</b> | MB630, MB630PS, MB9235, MB9240, MB930, MB930K, MB930PS, MB930T, MB9500, MB9501, MB9503, MB9510, MB9510R, MB9920, MB9920R, MLP50, MLP56, MS9400, MS9401, MS9403, MS9451, MS9453 |                 |           |



1

|                    |   |                 |                                   |
|--------------------|---|-----------------|-----------------------------------|
| <b>Part No.</b>    | 400717  | <b>Ref. No.</b> | 500055900<br>50055900<br>80002967 |
| <b>description</b> | PCB   |                 |                                   |
| <b>For models:</b> | MB930T, MGL40, MGL500, MS1100T, MS1300T, MS400T, MS500PPB, MS500T, MS800T, MS900T |                 |                                   |



|   |                    |                    |                 |           |
|---|--------------------|--------------------|-----------------|-----------|
| 1 | <b>Part No.</b>    | 403892             | <b>Ref. No.</b> | 500095100 |
|   | <b>description</b> | PCB L 135mm W 85mm |                 |           |

## keypads

## front foils



|   |                    |  |                 |                                    |
|---|--------------------|--|-----------------|------------------------------------|
| 1 | <b>Part No.</b>    | 504117   | <b>Ref. No.</b> | 512027600<br>512028500<br>80002511 |
|   | <b>description</b> | keypad foil  |                 |                                    |
|   | <b>For models:</b> | GL220, MB510E, MB510ER, MB520, MB520K, MB530, MB530K |                 |                                    |



|   |                    |             |                 |                       |
|---|--------------------|-------------|-----------------|-----------------------|
| 1 | <b>Part No.</b>    | 504119      | <b>Ref. No.</b> | 512027500<br>80002543 |
|   | <b>description</b> | keypad foil |                 |                       |
|   | <b>For models:</b> | MB535       |                 |                       |



|   |                    |  |                 |                       |
|---|--------------------|--|-----------------|-----------------------|
| 1 | <b>Part No.</b>    | 504129                                       | <b>Ref. No.</b> | 512044800<br>80002921 |
|   | <b>description</b> | keypad foil                                  |                 |                       |
|   | <b>For models:</b> | MB630, MB930, MB930K, MB930PS, MB930T, MGL40 |                 |                       |



|   |                    |             |                 |                       |
|---|--------------------|-------------|-----------------|-----------------------|
| 1 | <b>Part No.</b>    | 504146      | <b>Ref. No.</b> | 512046000<br>80003827 |
|   | <b>description</b> | keypad foil |                 |                       |
|   | <b>For models:</b> | MLP140      |                 |                       |



|   |                    |             |                 |                       |
|---|--------------------|-------------|-----------------|-----------------------|
| 1 | <b>Part No.</b>    | 504147      | <b>Ref. No.</b> | 512048500<br>80003829 |
|   | <b>description</b> | keypad foil |                 |                       |
|   | <b>For models:</b> | MLP80       |                 |                       |



|   |                    |               |                 |                       |
|---|--------------------|---------------|-----------------|-----------------------|
| 1 | <b>Part No.</b>    | 504155        | <b>Ref. No.</b> | 512048600<br>80003863 |
|   | <b>description</b> | keypad foil   |                 |                       |
|   | <b>For models:</b> | MLP60, MLP60E |                 |                       |



|   |                    |                      |                 |                       |
|---|--------------------|----------------------|-----------------|-----------------------|
| 1 | <b>Part No.</b>    | 504172               | <b>Ref. No.</b> | 512040000<br>80004013 |
|   | <b>description</b> | keypad foil          |                 |                       |
|   | <b>For models:</b> | MLP140, MLP70, MLP80 |                 |                       |



|   |                    |               |                 |                       |
|---|--------------------|---------------|-----------------|-----------------------|
| 1 | <b>Part No.</b>    | 504201        | <b>Ref. No.</b> | 512050700<br>80004289 |
|   | <b>description</b> | keypad foil   |                 |                       |
|   | <b>For models:</b> | MLP60, MLP60E |                 |                       |



|   |                    |                                       |                 |                                    |
|---|--------------------|---------------------------------------|-----------------|------------------------------------|
| 1 | <b>Part No.</b>    | 504108                                | <b>Ref. No.</b> | 512027800<br>512028600<br>80002431 |
|   | <b>description</b> | keypad foil dishwasher MB920/930      |                 |                                    |
|   | <b>For models:</b> | MB630, MB920E, MB920ER, MB930, MB930K |                 |                                    |

## membrane keypads



|   |                    |  |                 |                       |
|---|--------------------|--|-----------------|-----------------------|
| 1 | <b>Part No.</b>    | 400712   | <b>Ref. No.</b> | 500032400<br>80001799 |
|   | <b>description</b> | membrane keypad warewashing MS1100   |                 |                       |
|   | <b>For models:</b> | MS1100, MS1100E, MS1300, MS1300E, MS450, MS450E, MS450PS, MS700, MS900, MS900E |                 |                       |

## keypad units




|   |                    |                                     |                 |                       |
|---|--------------------|-------------------------------------|-----------------|-----------------------|
| 1 | <b>Part No.</b>    | 400711                              | <b>Ref. No.</b> | 500017600<br>80003941 |
|   | <b>description</b> | keypad unit                         |                 |                       |
|   | <b>For models:</b> | MLP140, MLP60, MLP60E, MLP70, MLP80 |                 |                       |



control panel



|                    |  |                 |           |
|--------------------|--|-----------------|-----------|
| <b>Part No.</b>    | 504384                                 | <b>Ref. No.</b> | 600007100 |
| <b>description</b> | control panel W 650mm H 600mm complete |                 |           |




|                    |  |                 |           |
|--------------------|--|-----------------|-----------|
| <b>Part No.</b>    | 504338   | <b>Ref. No.</b> | 600064500 |
| <b>description</b> | switch panel MS/450 and MS/700 L 595mm W 65mm edition until year of construction 05/1995 |                 |           |

solenoid valves

solenoid valves (water)

RPE



|                    |  |                 |                       |
|--------------------|--|-----------------|-----------------------|
| <b>Part No.</b>    | 374020   | <b>Ref. No.</b> | 500001300<br>80004479 |
| <b>description</b> | solenoid valve double angled 230VAC inlet 3/4" outlet 13mm DN10 RPE  |                 |                       |
| <b>For models:</b> | GL220, GL250, MB510E, MB510ER, MB520, MB520K, MB530, MB530K, MB535, MB630, MB630PS, MB920E, MB920ER, MB930, MB930K, MB930PS, MB930T, MB9510, MB9510R, MB9920, MB9920R, MGL40, MLP140, MLP50, MLP60, MLP60E, MLP70, MLP80, MS1100, MS1100E, MS1100P, MS1100T, MS1300, MS1300E, MS1300P, MS1300T, MS350, MS350TRI, MS400B, MS400T, MS450, MS450E, MS500B, MS500PPB, MS500T, MS700, MS700E, MS800B, MS800T, MS900...(Other models you can see in the webshop) |                 |                       |






TP














|                        |  |                 |                       |
|------------------------|--|-----------------|-----------------------|
| <b>Part No.</b>        | 370021   | <b>Ref. No.</b> | 500047800<br>80001537 |
| <b>description</b>     | solenoid valve double straight 230VAC inlet 3/4" outlet 11.5mm DN10 TP flow regulating valve inlet white   |                 |                       |
| <b>For models:</b>     | GL220, GL250, MB510E, MB510ER, MB520, MB520K, MB530, MB530K, MB535, MB630, MB920E, MB930, MB930K, MGL40, MLP140, MLP60, MLP60E, MLP70, MLP80, MS1100, MS1300, MS350, MS350PS, MS450, MS450E, MS450PS, MS700, MS700E, MS900 |                 |                       |
| <b>spare parts for</b> | 370021   |                 |                       |
|                        | <b>Part No.</b>  | 371013          | <b>Ref. No.</b> —     |
|                        | solenoid coil TP 230VAC 50/60Hz  |                 |                       |
| <b>accessories for</b> | 370021   |                 |                       |
|                        | <b>Part No.</b>  | 371220          | <b>Ref. No.</b> —     |
|                        | reducer TP flow rate 3l/min red tolerance ±15%   |                 |                       |
|                        | <b>Part No.</b>  | 371221          | <b>Ref. No.</b> —     |
|                        | reducer TP flow rate 5.5l/min yellow tolerance ±15%  |                 |                       |
|                        | <b>Part No.</b>  | 371222          | <b>Ref. No.</b> —     |
|                        | reducer TP flow rate 6l/min grey tolerance ±15%  |                 |                       |
|                        | <b>Part No.</b>  | 371223          | <b>Ref. No.</b> —     |
|                        | reducer TP flow rate 10l/min white tolerance ±15%  |                 |                       |
|                        | <b>Part No.</b>  | 371224          | <b>Ref. No.</b> —     |
|                        | reducer TP flow rate 12l/min bronze tolerance ±15%   |                 |                       |
|                        | <b>Part No.</b>  | 371225          | <b>Ref. No.</b> —     |
|                        | reducer TP flow rate 16l/min light brown tolerance ±15%  |                 |                       |
|                        | <b>Part No.</b>  | 371226          | <b>Ref. No.</b> —     |
|                        | reducer TP flow rate 20l/min red tolerance ±15%  |                 |                       |
|                        | <b>Part No.</b>  | 371230          | <b>Ref. No.</b> —     |
|                        | reducer TP flow rate 0.25l/min red tolerance ±25%  |                 |                       |
|                        | <b>Part No.</b>  | 371231          | <b>Ref. No.</b> —     |
|                        | reducer TP flow rate 0.35l/min violet tolerance ±25%   |                 |                       |
|                        | <b>Part No.</b>  | 371232          | <b>Ref. No.</b> —     |
|                        | reducer TP flow rate 0.5l/min orange tolerance ±25%  |                 |                       |
|                        | <b>Part No.</b>  | 371233          | <b>Ref. No.</b> —     |
|                        | reducer TP flow rate 0.8l/min white tolerance ±25%   |                 |                       |
|                        | <b>Part No.</b>  | 371234          | <b>Ref. No.</b> —     |
|                        | reducer TP flow rate 1l/min light blue tolerance ±25%  |                 |                       |
|                        | <b>Part No.</b>  | 371235          | <b>Ref. No.</b> —     |
|                        | reducer TP flow rate 1.2l/min brown tolerance ±25%   |                 |                       |

Table continues overleaf



| accessories for   |  | 370021 |          |   |
|---|--|--------|----------|---|
|  | Part No.   | 371236 | Ref. No. | — |
|   | reducer TP flow rate 1.5l/min light brown tolerance $\pm 25\%$ |        |          |   |
|  | Part No.   | 371237 | Ref. No. | — |
|   | reducer TP flow rate 2.5l/min yellow tolerance $\pm 25\%$      |        |          |   |
|  | Part No.   | 371238 | Ref. No. | — |
|   | reducer TP flow rate 3.4l/min dark green tolerance $\pm 25\%$  |        |          |   |
|  | Part No.   | 371239 | Ref. No. | — |
|   | reducer TP flow rate 5l/min black tolerance $\pm 25\%$         |        |          |   |
|  | Part No.   | 371240 | Ref. No. | — |
|   | reducer TP flow rate 8l/min blue tolerance $\pm 20\%$          |        |          |   |

|  |   |                 |                       |   |
|--|---|-----------------|-----------------------|---|
| <br><br><b>1</b> |   |                 |                       |   |
| <b>Part No.</b>  | 370017  | <b>Ref. No.</b> | 500081300<br>80004267 |   |
| <b>description</b>   | solenoid valve single straight 230VAC inlet 3/4" outlet 11.5mm DN10 TP p max 10bar  |                 |                       |   |
| <b>For models:</b>   | MB235LI, MB240LI, MB9235, MB9240, MB9500, MB9501, MB9503, MLP50, MLP56, MS351, MS353, MS400E, MS451, MS453, MS500E, MS800E, MS905, MS9400, MS9401, MS9403, MS9451, MS9453 |                 |                       |   |
| <b>spare parts for</b>   | 370017  |                 |                       |   |
|   | Part No.  | 371013          | Ref. No.              | — |
|  | solenoid coil TP 230VAC 50/60Hz   |                 |                       |   |
| <b>accessories for</b>   | 370017  |                 |                       |   |
|   | Part No.  | 371220          | Ref. No.              | — |
|  | reducer TP flow rate 3l/min red tolerance $\pm 15\%$  |                 |                       |   |
|   | Part No.  | 371221          | Ref. No.              | — |
|  | reducer TP flow rate 5.5l/min yellow tolerance $\pm 15\%$   |                 |                       |   |
|   | Part No.  | 371222          | Ref. No.              | — |
|  | reducer TP flow rate 6l/min grey tolerance $\pm 15\%$   |                 |                       |   |
|   | Part No.  | 371223          | Ref. No.              | — |
|  | reducer TP flow rate 10l/min white tolerance $\pm 15\%$   |                 |                       |   |
|   | Part No.  | 371224          | Ref. No.              | — |
|  | reducer TP flow rate 12l/min bronze tolerance $\pm 15\%$  |                 |                       |   |
|   | Part No.  | 371225          | Ref. No.              | — |
|  | reducer TP flow rate 16l/min light brown tolerance $\pm 15\%$   |                 |                       |   |
|   | Part No.  | 371226          | Ref. No.              | — |
|  | reducer TP flow rate 20l/min red tolerance $\pm 15\%$   |                 |                       |   |
|   | Part No.  | 371230          | Ref. No.              | — |
|  | reducer TP flow rate 0.25l/min red tolerance $\pm 25\%$   |                 |                       |   |

| accessories for   |  | 370017 |          |   |
|---|--|--------|----------|---|
|    | Part No.   | 371231 | Ref. No. | — |
|   | reducer TP flow rate 0.35l/min violet tolerance $\pm 25\%$     |        |          |   |
|    | Part No.   | 371232 | Ref. No. | — |
|   | reducer TP flow rate 0.5l/min orange tolerance $\pm 25\%$      |        |          |   |
|    | Part No.   | 371233 | Ref. No. | — |
|   | reducer TP flow rate 0.8l/min white tolerance $\pm 25\%$       |        |          |   |
|    | Part No.   | 371234 | Ref. No. | — |
|   | reducer TP flow rate 1l/min light blue tolerance $\pm 25\%$    |        |          |   |
|    | Part No.   | 371235 | Ref. No. | — |
|   | reducer TP flow rate 1.2l/min brown tolerance $\pm 25\%$       |        |          |   |
|    | Part No.   | 371236 | Ref. No. | — |
|   | reducer TP flow rate 1.5l/min light brown tolerance $\pm 25\%$ |        |          |   |
|    | Part No.   | 371237 | Ref. No. | — |
|   | reducer TP flow rate 2.5l/min yellow tolerance $\pm 25\%$      |        |          |   |
|    | Part No.   | 371238 | Ref. No. | — |
|   | reducer TP flow rate 3.4l/min dark green tolerance $\pm 25\%$  |        |          |   |
|    | Part No.   | 371239 | Ref. No. | — |
|   | reducer TP flow rate 5l/min black tolerance $\pm 25\%$         |        |          |   |
|  | Part No.   | 371240 | Ref. No. | — |
|   | reducer TP flow rate 8l/min blue tolerance $\pm 20\%$          |        |          |   |













|   |  |                 |                       |   |
|---|--|-----------------|-----------------------|---|
| <br><br><b>1</b> |  |                 |                       |   |
| <b>Part No.</b>   | 370025   | <b>Ref. No.</b> | 500001200<br>80001195 |   |
| <b>description</b>  | solenoid valve triple straight 230VAC inlet 3/4" outlet 11.5mm DN10 TP |                 |                       |   |
| <b>For models:</b>  | MB520K, MB530K, MB930K, MGL500   |                 |                       |   |
| <b>spare parts for</b>  | 370025   |                 |                       |   |
|    | Part No.   | 371013          | Ref. No.              | — |
|   | solenoid coil TP 230VAC 50/60Hz  |                 |                       |   |
| <b>accessories for</b>  | 370025   |                 |                       |   |
|    | Part No.   | 371220          | Ref. No.              | — |
|   | reducer TP flow rate 3l/min red tolerance $\pm 15\%$                   |                 |                       |   |
|    | Part No.   | 371221          | Ref. No.              | — |
|   | reducer TP flow rate 5.5l/min yellow tolerance $\pm 15\%$              |                 |                       |   |
|    | Part No.   | 371222          | Ref. No.              | — |
|   | reducer TP flow rate 6l/min grey tolerance $\pm 15\%$                  |                 |                       |   |
|    | Part No.   | 371223          | Ref. No.              | — |
|   | reducer TP flow rate 10l/min white tolerance $\pm 15\%$                |                 |                       |   |


Table continues overleaf



| accessories for   |  | 370025 |          |   |
|---|--|--------|----------|---|
|    | Part No.   | 371224 | Ref. No. | — |
|   | reducer TP flow rate 12l/min bronze tolerance ±15%       |        |          |   |
|    | Part No.   | 371225 | Ref. No. | — |
|   | reducer TP flow rate 16l/min light brown tolerance ±15%  |        |          |   |
|    | Part No.   | 371226 | Ref. No. | — |
|   | reducer TP flow rate 20l/min red tolerance ±15%          |        |          |   |
|    | Part No.   | 371230 | Ref. No. | — |
|   | reducer TP flow rate 0.25l/min red tolerance ±25%        |        |          |   |
|    | Part No.   | 371231 | Ref. No. | — |
|   | reducer TP flow rate 0.35l/min violet tolerance ±25%     |        |          |   |
|    | Part No.   | 371232 | Ref. No. | — |
|   | reducer TP flow rate 0.5l/min orange tolerance ±25%      |        |          |   |
|    | Part No.   | 371233 | Ref. No. | — |
|   | reducer TP flow rate 0.8l/min white tolerance ±25%       |        |          |   |
|    | Part No.   | 371234 | Ref. No. | — |
|   | reducer TP flow rate 1l/min light blue tolerance ±25%    |        |          |   |
|    | Part No.   | 371235 | Ref. No. | — |
|   | reducer TP flow rate 1.2l/min brown tolerance ±25%       |        |          |   |
|   | Part No.   | 371236 | Ref. No. | — |
|   | reducer TP flow rate 1.5l/min light brown tolerance ±25% |        |          |   |
|  | Part No.   | 371237 | Ref. No. | — |
|   | reducer TP flow rate 2.5l/min yellow tolerance ±25%      |        |          |   |
|  | Part No.   | 371238 | Ref. No. | — |
|   | reducer TP flow rate 3.4l/min dark green tolerance ±25%  |        |          |   |
|  | Part No.   | 371239 | Ref. No. | — |
|   | reducer TP flow rate 5l/min black tolerance ±25%         |        |          |   |
|  | Part No.   | 371240 | Ref. No. | — |
|   | reducer TP flow rate 8l/min blue tolerance ±20%          |        |          |   |

Solenoid valve - accessories

|   |                                      |          |                       |  |
|---|--------------------------------------|----------|-----------------------|--|
|  | 1                                    |          |                       |  |
| Part No.  | 504132                               | Ref. No. | 511042300<br>80002935 |  |
| description   | solenoid valve connection thread 1¼" |          |                       |  |
| For models:   | MGL40                                |          |                       |  |


|  |  |          |                       |  |
|--|--|----------|-----------------------|--|
|  | 1  |          |                       |  |
| Part No.   | 504133                                       | Ref. No. | 511042400<br>80002937 |  |
| description  | solenoid valve connection T-shape thread 1¼" |          |                       |  |
| For models:  | MGL40  |          |                       |  |


pressure switches

for warewashing

ø 58mm with male faston 6.3mm


with connection horizontal

|  |   |          |  |  |
|--|---|----------|--|--|
|  | 1   |          |  |  |
| Part No.   | 541142  | Ref. No. | 50000500<br>80002283<br>80002285<br>80002287 |  |
| description  | pressure control pressure range 123/75mbar connection 6mm ø 58mm pressure connection horizontal warewashing |          |  |  |
| For models:  | MLP50, MS1100, MS1100E, MS1100P, MS1300, MS1300E, MS1300P, MS700, MS700E, MS900, MS900E, MS905              |          |  |  |


|  |   |          |           |  |
|--|---|----------|-----------|--|
|  | 1   |          |           |  |
| Part No.   | 542428  | Ref. No. | 500043700 |  |
| description  | pressure control pressure range 200/60mbar connection 6mm ø 58mm pressure connection horizontal warewashing |          |           |  |
| For models:  | MLP140, MLP60, MLP60E, MLP70, MLP80   |          |           |  |

|  |  |          |                                   |  |
|--|--|----------|-----------------------------------|--|
|  | 1  |          |                                   |  |
| Part No.   | 541001   | Ref. No. | 500042700<br>80002273<br>80002289 |  |
| description  | pressure control pressure range 35/17mbar connection 6mm ø 58mm pressure connection horizontal warewashing   |          |                                   |  |
| For models:  | GL220, MB235LI, MB240LI, MB510E, MB510ER, MB520, MB520K, MB530, MB530K, MB535, MB630, MB630PS, MB920E, MB920ER, MB9235, MB9240, MB930, MB930K, MB930PS, MB930T, MB9510, MB9510R, MB9920, MB9920R, MGL500, MLP140, MLP50, MLP60, MLP60E, MLP70, MLP80 |          |                                   |  |




|   |  |                 |   |
|---|--|-----------------|---|
|  |  |                 |   |
| 1   |  |                 |   |
| <b>Part No.</b>   | 541159   | <b>Ref. No.</b> | 500000400<br>80002277<br>80002279<br>80002281 |
| <b>description</b>  | pressure control pressure range 56/25mbar connection 6mm ø 58mm pressure connection horizontal warewashing pressure connection ø 6mm   |                 |   |
| <b>For models:</b>  | GL250, MB235LI, MB240LI, MB510E, MB510ER, MB630, MB920E, MB920ER, MB930, MB930K, MB9500, MB9501, MB9503, MLP50, MLP56, MS1100E, MS1100P, MS1100T, MS1300E, MS1300P, MS1300T, MS350, MS350PS, MS350TRI, MS351, MS353, MS400B, MS400E, MS400T, MS450, MS450E, MS450PS, MS451, MS453, MS500B, MS500E, MS500T, MS800B, MS800E, MS800T, MS900E, MS900T, MS905, MS9400, MS9401, MS9403, MS9451, MS9453 |                 |   |

## accessories

|  |   |                 |                       |
|--|---|-----------------|-----------------------|
|  |   |                 |                       |
| 1  |   |                 |                       |
| <b>Part No.</b>  | 504112  | <b>Ref. No.</b> | 513060600<br>80002463 |
| <b>description</b>   | bracket for pressure switch   |                 |                       |
| <b>For models:</b>   | GL220, GL250, MB510E, MB520, MB520K, MB530, MB530K, MB535, MB630, MB930, MB930K, MLP140, MLP60, MLP60E, MLP70, MLP80, MS1100, MS1100E, MS1100P, MS1100T, MS1300, MS1300E, MS1300P, MS1300T, MS350, MS350PS, MS450, MS450E, MS450PS, MS700, MS700E, MS900, MS900E, MS900T, MS905 |                 |                       |

## electrodes

|   |   |                 |                       |
|---|---|-----------------|-----------------------|
|  |   |                 |                       |
| 1   |   |                 |                       |
| <b>Part No.</b>   | 504138  | <b>Ref. No.</b> | 513135200<br>80002975 |
| <b>description</b>  | level electrode M10 total length 56mm probe L 30mm insulated probe length 26mm connection bullet connector ø 14mm |                 |                       |
| <b>For models:</b>  | MGL40, MGL500, MLP140, MLP70, MLP80   |                 |                       |

## pumps

## wash and rinse pumps

## EBARA

## pumps

|  |  |                 |   |
|--|--|-----------------|---|
|  |  |                 |   |
| 1  |  |                 |   |
| <b>Part No.</b>  | 500333   | <b>Ref. No.</b> | 512040200<br>512044300<br>512046400<br>80004015 |
| <b>description</b>   | pump inlet ø 1 1/4" IT outlet ø 1" type CDXHM/A 70/5 230V 50Hz 0.37kW capacitor 12.5µF EBARA 0.5HP   |                 |   |
| <b>For models:</b>   | MLP140, MLP70, MLP80   |                 |   |
| <b>accessories for</b>   | 500333   |                 |   |
|   | <b>Part No.</b>  | 365014          | <b>Ref. No.</b> —                               |
|  | operating capacitor capacity 12.5µF 450V tolerance 5%Hz ambient temperature max. -25 to +85°C ø 35mm L 70mm M8 plastic connection male faston 6.3mm 45S.C3DS.12.5 protection |                 |   |

## FIR

## pumps













|  |  |                 |                                       |
|--|--|-----------------|---------------------------------------|
|  |  |                 |                                       |
| 1  |  |                 |                                       |
| <b>Part No.</b>  | 500037   | <b>Ref. No.</b> | 512073800                             |
| <b>description</b>   | pump inlet ø 28mm outlet ø 26mm type 2211.1410 230V 50Hz 1 phase 0.074kW 0.1HP L 190mm rotation direction left capacitor 5µF FIR   |                 |                                       |
| <b>spare parts for</b>   | 500037   |                 |                                       |
|   | <b>Part No.</b>  | 365017          | <b>Ref. No.</b> —                     |
|  | operating capacitor capacity 5µF 450V tolerance 5% 50/60Hz ambient temperature max. -25 to +85°C ø 28mm L 54mm M8 plastic connection male faston 6.3mm 16.10.08 protection |                 |                                       |
|   | <b>Part No.</b>  | 510384          | <b>Ref. No.</b> —                     |
|  | pump cover inlet ø 28mm outlet ø 26mm ø 100mm ID ø 76mm  |                 |                                       |
|   | <b>Part No.</b>  | 510695          | <b>Ref. No.</b> 512014800<br>80001523 |
|  | mechanical shaft seal height counter ring 5.5mm ID ø 11mm  |                 |                                       |

Table continues overleaf






|   |  |
|---|--|
| <b>spare parts for</b> 500037   |  |
|  | Part No. 521203 Ref. No. —<br>impeller ø 72mm H 18mm thread M7 shaft ø 11mm shaft length 32mm blades 3 |
|  | Part No. 521703 Ref. No. —<br>pump cover gasket EPDM thickness 2.5mm ID ø 75mm Qty 1 pcs               |








|   |  |                 |  |
|---|--|-----------------|--|
| <b>Part No.</b>   | 500331   | <b>Ref. No.</b> | 512012300<br>512026300<br>80002261<br>80002865 |
| <b>description</b>  | pump inlet ø 30mm outlet ø 30mm type B286.1650 230V 50Hz 1 phase 0.37kW 0.5HP L 195mm rotation direction right capacitor 12.5µF FIR  |                 |  |
| <b>For models:</b>  | GL250, MB630, MB930, MB930K, MB930T, MGL40   |                 |  |
| <b>spare parts for</b> 500331   |  |                 |  |
|  | Part No. 365014  | Ref. No.        | —  |
|   | operating capacitor capacity 12.5µF 450V tolerance 5%Hz ambient temperature max. -25 to +85°C ø 35mm L 70mm M8 plastic connection male faston 6.3mm 45S.C3DS.12.5 protection |                 |  |
|  | Part No. 510607  | Ref. No.        | —  |
|   | impeller ø 85mm H 29mm shaft intake ø 9x8mm rotation direction right blades 6  |                 |  |
|  | Part No. 510695  | Ref. No.        | 512014800<br>80001523                          |
|   | mechanical shaft seal height counter ring 5.5mm ID ø 11mm  |                 |  |
|  | Part No. 521571  | Ref. No.        | 512012700                                      |
|   | pump cover FIR inlet ø 30mm outlet ø 30mm turn direction right ø 128mm ID ø 100mm inner height 21mm  |                 |  |
|  | Part No. 521701  | Ref. No.        | 512014700<br>80002157                          |
|   | pump cover gasket  |                 |  |
|  | Part No. 521707  | Ref. No.        | —  |
|   | pump cover gasket  |                 |  |



|   |  |                 |                       |
|---|--|-----------------|-----------------------|
| <b>Part No.</b>   | 500327   | <b>Ref. No.</b> | 512012200<br>80001511 |
| <b>description</b>  | pump inlet ø 30mm outlet ø 30mm type B287.1650 230V 50Hz 1 phase 0.24kW 0.33HP L 180mm rotation direction right capacitor 10µF FIR                             |                 |                       |
| <b>For models:</b>  | GL220, MB510E, MB510ER, MB520, MB520K, MB530, MB530K, MB535, MB630, MB630PS, MB920E, MB920ER, MB930, MB930K, MB930PS, MB930T                                   |                 |                       |
| <b>spare parts for</b> 500327   |  |                 |                       |
|    | Part No. 365015  | Ref. No.        | 512008200<br>80001509 |
|   | operating capacitor capacity 10µF 400V tolerance 5%Hz ambient temperature max. -25 to +85°C ø 35.5mm L 59mm M8 plastic connection male faston 6.3mm protection |                 |                       |
|   | Part No. 510607  | Ref. No.        | —                     |
|   | impeller ø 85mm H 29mm shaft intake ø 9x8mm rotation direction right blades 6  |                 |                       |
|  | Part No. 510695  | Ref. No.        | 512014800<br>80001523 |
|   | mechanical shaft seal height counter ring 5.5mm ID ø 11mm  |                 |                       |
|  | Part No. 521571  | Ref. No.        | 512012700             |
|   | pump cover FIR inlet ø 30mm outlet ø 30mm turn direction right ø 128mm ID ø 100mm inner height 21mm  |                 |                       |
|  | Part No. 521701  | Ref. No.        | 512014700<br>80002157 |
|   | pump cover gasket  |                 |                       |
|  | Part No. 521707  | Ref. No.        | —                     |
|   | pump cover gasket  |                 |                       |



|   |   |                 |                                       |
|---|---|-----------------|---------------------------------------|
| <b>Part No.</b>   | 500038  | <b>Ref. No.</b> | 512074800                             |
| <b>description</b>  | pump inlet $\varnothing$ 45mm outlet $\varnothing$ 40mm type 3911.1425 230V 50Hz 1 phase 0.55kW 0.75HP L 205mm rotation direction right capacitor 10 $\mu$ F FIR  |                 |                                       |
| <b>spare parts for</b>  | 500038  |                 |                                       |
|    | <b>Part No.</b>   | 510508          | <b>Ref. No.</b> —                     |
|   | pump cover FIR inlet $\varnothing$ 45mm outlet $\varnothing$ 40mm pump type PU 0.5/3911 turn direction right $\varnothing$ 160mm ID $\varnothing$ 125mm inner height 25mm                                     |                 |                                       |
|    | <b>Part No.</b>   | 510610          | <b>Ref. No.</b> 512012000<br>80001287 |
|   | impeller $\varnothing$ 95.5mm H 23mm shaft intake $\varnothing$ 9/8mm rotation direction right seat $\varnothing$ 16mm blades 6   |                 |                                       |
|   | <b>Part No.</b>   | 510692          | <b>Ref. No.</b> 512012100<br>80001285 |
|   | mechanical shaft seal for shaft $\varnothing$ 11mm slide ring ext. $\varnothing$ 24mm slide ring H 13mm counter ring mounting $\varnothing$ 26mm height counter ring 8mm counter ring int. $\varnothing$ 14mm |                 |                                       |
|  | <b>Part No.</b>   | 521702          | <b>Ref. No.</b> 512013500<br>80001289 |
|   | pump cover gasket thickness 3.5x4.5mm Qty 1 pcs   |                 |                                       |
| <b>accessories for</b>  | 500038  |                 |                                       |
|  | <b>Part No.</b>   | 365015          | <b>Ref. No.</b> 512008200<br>80001509 |
|   | operating capacitor capacity 10 $\mu$ F 400V tolerance 5%Hz ambient temperature max. -25 to +85°C $\varnothing$ 35.5mm L 59mm M8 plastic connection male faston 6.3mm protection                              |                 |                                       |
|  | <b>Part No.</b>   | 551286          | <b>Ref. No.</b> —                     |
|   | adapter L 120mm 4-pole for Meiko pump suitable for 500038 plug type dependent on equipment  |                 |                                       |



|                    |  |                 |           |
|--------------------|--|-----------------|-----------|
| <b>Part No.</b>    | 500981   | <b>Ref. No.</b> | 512055400 |
| <b>description</b> | pump inlet $\varnothing$ 45mm outlet $\varnothing$ 40mm type 4281.2350 230V 50Hz 1 phase 0.55kW 0.75HP L 230mm rotation direction right capacitor 12.5 $\mu$ F FIR |                 |           |
| <b>For models:</b> | MGL500, MS400B, MS400T, MS500B, MS500T   |                 |           |








|                    |   |                 |                        |
|--------------------|---|-----------------|------------------------|
| <b>Part No.</b>    | 499362  | <b>Ref. No.</b> | 512080700<br>512080800 |
| <b>description</b> | pump inlet $\varnothing$ 63 outlet $\varnothing$ 48 type 4295.2351 230V 50Hz 1 phase 0.9kW L 270mm rotation direction right capacitor 16 $\mu$ F FIR with mounting angle 2800rpm nominal 4.2A |                 |                        |









1

|   |  |                 |   |
|---|--|-----------------|---|
| <b>Part No.</b>   | 500023   | <b>Ref. No.</b> | 512032400<br>80002409   |
| <b>description</b>  | pump inlet ø 63mm outlet ø 47mm type 1225.2725 230/400V 50Hz 3 phase 1.1kW 1.5HP L 335mm rotation direction right FIR  |                 |   |
| <b>For models:</b>  | MS1100, MS1100E, MS1100T, MS900, MS900E, MS900T  |                 |   |
| <b>spare parts for</b>  | 500023   |                 |   |
|    | <b>Part No.</b>  | 510602          | <b>Ref. No.</b> 512047100<br>80002859                         |
|   | impellor ø 110mm H 34mm rotation direction right thread M8L shaft ø 28mm seat ø 12.2mm blades 6  |                 |   |
|   | <b>Part No.</b>  | 510693          | <b>Ref. No.</b> 512011200<br>80001305<br>80004115<br>80004671 |
|   | mechanical shaft seal for shaft ø 12mm slide ring ext. ø 24mm slide ring H 15.5mm slide ring int. ø 11mm counter ring mounting ø 24mm height counter ring 8mm counter ring int. ø 13.5mm |                 |   |
|  | <b>Part No.</b>  | 521513          | <b>Ref. No.</b> 512012500                                     |
|   | pump cover FIR inlet ø 63mm outlet ø 47mm turn direction right ID ø 150mm inner height 32mm  |                 |   |
|  | <b>Part No.</b>  | 524416          | <b>Ref. No.</b> —   |
|   | pump cover gasket thickness 4x4mm Qty 1 pcs  |                 |   |








1


|   |   |                 |                                       |
|---|---|-----------------|---------------------------------------|
| <b>Part No.</b>   | 500323  | <b>Ref. No.</b> | 512049800<br>80004255                 |
| <b>description</b>  | pump inlet ø 63mm outlet ø 47mm type 1227.2721 230/400V 50Hz 3 phase 2kW 2.7HP L 335mm rotation direction right FIR |                 |                                       |
| <b>For models:</b>  | MB240LI, MLP60, MLP60E  |                 |                                       |
| <b>spare parts for</b>  | 500323  |                 |                                       |
|  | <b>Part No.</b>   | 510599          | <b>Ref. No.</b> 512052800<br>80004669 |
|   | impellor ø 123mm H 34mm M8L   |                 |                                       |

|   |  |        |   |
|---|--|--------|---|
| <b>spare parts for</b>  | 500323   |        |   |
|  | <b>Part No.</b>  | 510693 | <b>Ref. No.</b> 512011200<br>80001305<br>80004115<br>80004671 |
|   | mechanical shaft seal for shaft ø 12mm slide ring ext. ø 24mm slide ring H 15.5mm slide ring int. ø 11mm counter ring mounting ø 24mm height counter ring 8mm counter ring int. ø 13.5mm |        |   |
|  | <b>Part No.</b>  | 521513 | <b>Ref. No.</b> 512012500                                     |
|   | pump cover FIR inlet ø 63mm outlet ø 47mm turn direction right ID ø 150mm inner height 32mm  |        |   |
|  | <b>Part No.</b>  | 524416 | <b>Ref. No.</b> —   |
|   | pump cover gasket thickness 4x4mm Qty 1 pcs  |        |   |









1

|   |  |                 |   |
|---|--|-----------------|---|
| <b>Part No.</b>   | 500325   | <b>Ref. No.</b> | 512007600<br>80001297   |
| <b>description</b>  | pump inlet ø 63mm outlet ø 47mm type 1293.1603 230V 50Hz 1 phase 0.55kW 0.75HP L 300mm rotation direction right capacitor 12.5µF FIR   |                 |   |
| <b>For models:</b>  | MS450, MS450E, MS450PS   |                 |   |
| <b>spare parts for</b>  | 500325   |                 |   |
|  | <b>Part No.</b>  | 365014          | <b>Ref. No.</b> —   |
|   | operating capacitor capacity 12.5µF 450V tolerance 5%Hz ambient temperature max. -25 to +85°C ø 35mm L 70mm M8 plastic connection male faston 6.3mm 45S.C3DS.12.5 protection             |                 |   |
|  | <b>Part No.</b>  | 510601          | <b>Ref. No.</b> 512011700<br>80001307                         |
|   | impellor ø 103mm H 25mm rotation direction right thread M8L seat ø 12.2mm blades 6   |                 |   |
|  | <b>Part No.</b>  | 510693          | <b>Ref. No.</b> 512011200<br>80001305<br>80004115<br>80004671 |
|   | mechanical shaft seal for shaft ø 12mm slide ring ext. ø 24mm slide ring H 15.5mm slide ring int. ø 11mm counter ring mounting ø 24mm height counter ring 8mm counter ring int. ø 13.5mm |                 |   |
|  | <b>Part No.</b>  | 521513          | <b>Ref. No.</b> 512012500                                     |
|   | pump cover FIR inlet ø 63mm outlet ø 47mm turn direction right ID ø 150mm inner height 32mm  |                 |   |
|  | <b>Part No.</b>  | 524416          | <b>Ref. No.</b> —   |
|   | pump cover gasket thickness 4x4mm Qty 1 pcs  |                 |   |







1

|   |  |                 |   |
|---|--|-----------------|---|
| <b>Part No.</b>   | 500330   | <b>Ref. No.</b> | 512014400<br>80004225   |
| <b>description</b>  | pump inlet $\varnothing$ 63mm outlet $\varnothing$ 47mm type 1295.1409 230V 50Hz 1 phase 0.88kW 1.2HP L 305mm rotation direction right capacitor 12.5 $\mu$ F FIR  |                 |   |
| <b>For models:</b>  | MS1100, MS1100E, MS1100T, MS900, MS900E, MS900T, MS905   |                 |   |
| <b>spare parts for</b>  | 500330   |                 |   |
|    | <b>Part No.</b>  | 365014          | <b>Ref. No.</b> —   |
|   | operating capacitor capacity 12.5 $\mu$ F 450V tolerance 5%Hz ambient temperature max. -25 to +85°C $\varnothing$ 35mm L 70mm M8 plastic connection male faston 6.3mm 45S.C3DS.12.5 protection   |                 |   |
|  | <b>Part No.</b>  | 510693          | <b>Ref. No.</b> 512011200<br>80001305<br>80004115<br>80004671 |
|   | mechanical shaft seal for shaft $\varnothing$ 12mm slide ring ext. $\varnothing$ 24mm slide ring H 15.5mm slide ring int. $\varnothing$ 11mm counter ring mounting $\varnothing$ 24mm height counter ring 8mm counter ring int. $\varnothing$ 13.5mm |                 |   |
|  | <b>Part No.</b>  | 521213          | <b>Ref. No.</b> 512011800<br>80001697                         |
|   | impellor $\varnothing$ 117mm H 24mm M8L  |                 |   |
|  | <b>Part No.</b>  | 521513          | <b>Ref. No.</b> 512012500                                     |
|   | pump cover FIR inlet $\varnothing$ 63mm outlet $\varnothing$ 47mm turn direction right ID $\varnothing$ 150mm inner height 32mm  |                 |   |
|  | <b>Part No.</b>  | 524416          | <b>Ref. No.</b> —   |
|   | pump cover gasket thickness 4x4mm Qty 1 pcs  |                 |   |





1

|   |  |                 |   |
|---|--|-----------------|---|
| <b>Part No.</b>   | 500029   | <b>Ref. No.</b> | 512007700<br>512024200<br>51204400<br>80001685<br>80002139    |
| <b>description</b>  | pump inlet $\varnothing$ 63mm outlet $\varnothing$ 47mm type 1295.2503 230/400V 50Hz 3 phase 0.88kW 1.2HP L 305mm rotation direction right FIR   |                 |   |
| <b>For models:</b>  | MS1100, MS1100E, MS1100T, MS700, MS700E, MS900, MS900E, MS900T   |                 |   |
| <b>spare parts for</b>  | 500029   |                 |   |
|   | <b>Part No.</b>  | 510693          | <b>Ref. No.</b> 512011200<br>80001305<br>80004115<br>80004671 |
|   | mechanical shaft seal for shaft $\varnothing$ 12mm slide ring ext. $\varnothing$ 24mm slide ring H 15.5mm slide ring int. $\varnothing$ 11mm counter ring mounting $\varnothing$ 24mm height counter ring 8mm counter ring int. $\varnothing$ 13.5mm |                 |   |
|  | <b>Part No.</b>  | 521213          | <b>Ref. No.</b> 512011800<br>80001697                         |
|   | impellor $\varnothing$ 117mm H 24mm M8L  |                 |   |
|  | <b>Part No.</b>  | 521513          | <b>Ref. No.</b> 512012500                                     |
|   | pump cover FIR inlet $\varnothing$ 63mm outlet $\varnothing$ 47mm turn direction right ID $\varnothing$ 150mm inner height 32mm  |                 |   |
|  | <b>Part No.</b>  | 524416          | <b>Ref. No.</b> —   |
|   | pump cover gasket thickness 4x4mm Qty 1 pcs  |                 |   |









1

|   |   |                 |   |
|---|---|-----------------|---|
| <b>Part No.</b>   | 500031  | <b>Ref. No.</b> | 512039800<br>80003823   |
| <b>description</b>  | pump inlet ø 63mm outlet ø 53mm type 1205.2528 230/400V 50Hz 3 phase 2kW 2.7HP L 330mm rotation direction left FIR  |                 |   |
| <b>For models:</b>  | MLP70, MLP80, MS1100P, MS1300P  |                 |   |
| <b>spare parts for</b>  | 500031  |                 |   |
|    | <b>Part No.</b>   | 510357          | <b>Ref. No.</b> 512052700<br>80004113                         |
|   | impeller ø 124mm H 34/16mm thread M8R blades 6  |                 |   |
|    | <b>Part No.</b>   | 510523          | <b>Ref. No.</b> —   |
|   | fan wheel ø 142mm shaft intake ø 15mm blades 12   |                 |   |
|  | <b>Part No.</b>   | 510531          | <b>Ref. No.</b> 512013700                                     |
|   | pump cover FIR inlet ø 63mm outlet ø 53mm auxiliary pressure connection M16x1.5mm supporting pressure open turn direction left ø 185mm ID ø 150mm inner hight 37mm                      |                 |   |
|  | <b>Part No.</b>   | 510693          | <b>Ref. No.</b> 512011200<br>80001305<br>80004115<br>80004671 |
|   | mechanical shaft seal for shaft ø 12mm slide ringext. ø 24mm slide ring H 15.5mm slide ring int. ø 11mm counter ring mounting ø 24mm height counter ring 8mm counter ring int. ø 13.5mm |                 |   |
|  | <b>Part No.</b>   | 524416          | <b>Ref. No.</b> —   |
|   | pump cover gasket thickness 4x4mm Qty 1 pcs   |                 |   |







1

|   |   |                 |   |
|---|---|-----------------|---|
| <b>Part No.</b>   | 500119  | <b>Ref. No.</b> | 512014500<br>80004221   |
| <b>description</b>  | pump inlet ø 63mm outlet ø 53mm type 1241.1402 230V 50Hz 1 phase 1.1kW 1.5HP L 330mm rotation direction left capacitor 31.5µF FIR   |                 |   |
| <b>For models:</b>  | MS1300, MS1300E, MS1300T  |                 |   |
| <b>spare parts for</b>  | 500119  |                 |   |
|    | <b>Part No.</b>   | 365016          | <b>Ref. No.</b> —   |
|   | operating capacitor capacity 31.5µF 400V tolerance 5%Hz ambient temperature max. -25 to +85°C ø 45mm L 95mm M8 plastic connection male faston 6.3mm protection                          |                 |   |
|   | <b>Part No.</b>   | 510531          | <b>Ref. No.</b> 512013700                                     |
|   | pump cover FIR inlet ø 63mm outlet ø 53mm auxiliary pressure connection M16x1.5mm supporting pressure open turn direction left ø 185mm ID ø 150mm inner hight 37mm                      |                 |   |
|  | <b>Part No.</b>   | 510612          | <b>Ref. No.</b> 512011900<br>80001441                         |
|   | impeller ø 110mm H 34mm M8R   |                 |   |
|  | <b>Part No.</b>   | 510693          | <b>Ref. No.</b> 512011200<br>80001305<br>80004115<br>80004671 |
|   | mechanical shaft seal for shaft ø 12mm slide ringext. ø 24mm slide ring H 15.5mm slide ring int. ø 11mm counter ring mounting ø 24mm height counter ring 8mm counter ring int. ø 13.5mm |                 |   |
|  | <b>Part No.</b>   | 524416          | <b>Ref. No.</b> —   |
|   | pump cover gasket thickness 4x4mm Qty 1 pcs   |                 |   |







1

|   |  |                 |   |
|---|--|-----------------|---|
| <b>Part No.</b>   | 500111   | <b>Ref. No.</b> | 512007800<br>80001423                         |
| <b>description</b>  | pump inlet $\varnothing$ 63mm outlet $\varnothing$ 53mm type 1241.2500 230/400V 50Hz 3 phase 1.1kW 1.5HP L 330mm rotation direction left FIR   |                 |   |
| <b>For models:</b>  | MS1300, MS1300E, MS1300T   |                 |   |
| <b>spare parts for</b>  | 500111   |                 |   |
|    | <b>Part No.</b>  | <b>Ref. No.</b> | 512013700                                     |
|   | pump cover FIR inlet $\varnothing$ 63mm outlet $\varnothing$ 53mm auxiliary pressure connection M16x1.5mm supporting pressure open turn direction left $\varnothing$ 185mm ID $\varnothing$ 150mm inner height 37mm                                  |                 |   |
|   | <b>Part No.</b>  | <b>Ref. No.</b> | 512011900<br>80001441                         |
|   | impeller $\varnothing$ 110mm H 34mm M8R  |                 |   |
|  | <b>Part No.</b>  | <b>Ref. No.</b> | 512011200<br>80001305<br>80004115<br>80004671 |
|   | mechanical shaft seal for shaft $\varnothing$ 12mm slide ring ext. $\varnothing$ 24mm slide ring H 15.5mm slide ring int. $\varnothing$ 11mm counter ring mounting $\varnothing$ 24mm height counter ring 8mm counter ring int. $\varnothing$ 13.5mm |                 |   |
|  | <b>Part No.</b>  | <b>Ref. No.</b> | —   |
|   | pump cover gasket thickness 4x4mm Qty 1 pcs  |                 |   |



1

|   |   |                 |                       |
|---|---|-----------------|-----------------------|
| <b>Part No.</b>   | 500324  | <b>Ref. No.</b> | 512044700<br>80004023 |
| <b>description</b>  | pump inlet $\varnothing$ 63mm outlet $\varnothing$ 53mm type 1243.2591 230/400V 50Hz 3 phase 2.35kW 3.2HP L 365mm rotation direction left FIR |                 |                       |
| <b>For models:</b>  | MLP140, MLP70, MLP80  |                 |                       |
| <b>spare parts for</b>  | 500324  |                 |                       |
|  | <b>Part No.</b>   | <b>Ref. No.</b> | 512052700<br>80004113 |
|   | impeller $\varnothing$ 124mm H 34/16mm thread M8R blades 6  |                 |                       |

|   |  |                 |   |
|---|--|-----------------|---|
| <b>spare parts for</b>  | 500324   |                 |   |
|  | <b>Part No.</b>  | <b>Ref. No.</b> | 512013700                                     |
|   | pump cover FIR inlet $\varnothing$ 63mm outlet $\varnothing$ 53mm auxiliary pressure connection M16x1.5mm supporting pressure open turn direction left $\varnothing$ 185mm ID $\varnothing$ 150mm inner height 37mm                                  |                 |   |
|  | <b>Part No.</b>  | <b>Ref. No.</b> | 512011200<br>80001305<br>80004115<br>80004671 |
|   | mechanical shaft seal for shaft $\varnothing$ 12mm slide ring ext. $\varnothing$ 24mm slide ring H 15.5mm slide ring int. $\varnothing$ 11mm counter ring mounting $\varnothing$ 24mm height counter ring 8mm counter ring int. $\varnothing$ 13.5mm |                 |   |
|  | <b>Part No.</b>  | <b>Ref. No.</b> | —   |
|   | pump cover gasket thickness 4x4mm Qty 1 pcs  |                 |   |

## LGB








1

|   |  |                 |                       |
|---|--|-----------------|-----------------------|
| <b>Part No.</b>   | 499061   | <b>Ref. No.</b> | 512050800<br>80004317 |
| <b>description</b>  | pump inlet $\varnothing$ 28mm outlet $\varnothing$ 26mm type ZF115SX 230V 50Hz 1 phase 0.21kW L 190mm capacitor 5 $\mu$ F LGB  |                 |                       |
| <b>For models:</b>  | MB235LI, MB9235, MB9240  |                 |                       |
| <b>spare parts for</b>  | 499061   |                 |                       |
|  | <b>Part No.</b>  | <b>Ref. No.</b> | —                     |
|   | pump cover LGB inlet $\varnothing$ 28mm outlet $\varnothing$ 26mm auxiliary pressure connection 13mm supporting pressure open $\varnothing$ 98mm ID $\varnothing$ 77mm inner height 31mm     |                 |                       |
|  | <b>Part No.</b>  | <b>Ref. No.</b> | 512063400             |
|   | mechanical shaft seal for shaft $\varnothing$ 13mm slide ring H 13mm height counter ring 5.5mm ED $\varnothing$ 26mm   |                 |                       |
|  | <b>Part No.</b>  | <b>Ref. No.</b> | —                     |
|   | impeller $\varnothing$ 67mm H 16mm rotation direction right thread M7L shaft $\varnothing$ 13mm shaft length 12mm blades 8   |                 |                       |
|  | <b>Part No.</b>  | <b>Ref. No.</b> | —                     |
|   | O-ring EPDM thickness 2.62mm ID $\varnothing$ 75.87mm Qty 1 pcs  |                 |                       |
| <b>accessories for</b>  | 499061   |                 |                       |
|  | <b>Part No.</b>  | <b>Ref. No.</b> | —                     |
|   | operating capacitor capacity 5 $\mu$ F 450V tolerance 5% 50/60Hz ambient temperature max. -25 to +85°C $\varnothing$ 28mm L 54mm M8 plastic connection male faston 6.3mm 16.10.08 protection |                 |                       |




1

|   |  |                 |                                       |
|---|--|-----------------|---------------------------------------|
| <b>Part No.</b>   | 499154   | <b>Ref. No.</b> | 51205500<br>80004611                  |
| <b>description</b>  | pump inlet $\varnothing$ 45mm outlet $\varnothing$ 38mm type ZF320SX 230V 50Hz 1 phase 0.55kW 0.75HP L 205mm rotation direction right capacitor 12.5 $\mu$ F LGB                               |                 |                                       |
| <b>For models:</b>  | MB9500, MB9501, MB9503, MS351, MS353, MS400E, MS451, MS453, MS500E, MS9400, MS9401, MS9403, MS9451, MS9453   |                 |                                       |
| <b>spare parts for</b>  | 499154   |                 |                                       |
|    | <b>Part No.</b>  | 365014          | <b>Ref. No.</b> —                     |
|   | operating capacitor capacity 12.5 $\mu$ F 450V tolerance 5%Hz ambient temperature max. -25 to +85°C $\varnothing$ 35mm L 70mm M8 plastic connection male faston 6.3mm 45S.C3DS.12.5 protection |                 |                                       |
|   | <b>Part No.</b>  | 510702          | <b>Ref. No.</b> 512031300<br>80002321 |
|   | mechanical shaft seal height counter ring 5.5mm ID $\varnothing$ 12mm  |                 |                                       |
|  | <b>Part No.</b>  | 521247          | <b>Ref. No.</b> —                     |
|   | impellor $\varnothing$ 80mm H 27mm rotation direction right thread M8L blades 6  |                 |                                       |
|  | <b>Part No.</b>  | 521542          | <b>Ref. No.</b> 512031600<br>80002311 |
|   | pump cover LGB inlet $\varnothing$ 45mm outlet $\varnothing$ 40mm auxiliary pressure connection 13mm supporting pressure open $\varnothing$ 150mm ID $\varnothing$ 120mm inner high 25mm       |                 |                                       |
|  | <b>Part No.</b>  | 521714          | <b>Ref. No.</b> 512034400<br>80002313 |
|   | pump cover gasket thickness 4x4mm Qty 1 pcs  |                 |                                       |

### booster pumps I



1

|   |   |                 |                       |
|---|---|-----------------|-----------------------|
| <b>Part No.</b>   | 500944  | <b>Ref. No.</b> | 512023600<br>80004253 |
| <b>description</b>  | pump inlet $\varnothing$ 3/8" IT outlet $\varnothing$ 3/8" IT type PS45DX 230V 50Hz 0.3KW 2800rpm $\varnothing$ 100mm L 170mm rotation direction left capacitor 8 $\mu$ F LGB   |                 |                       |
| <b>For models:</b>  | MGL500, MLP50, MLP56, MLP60, MLP60E, MS1100P, MS1300P, MS400T, MS500PPB, MS500T, MS800B, MS800T   |                 |                       |
| <b>accessories for</b>  | 500944  |                 |                       |
|  | <b>Part No.</b>   | 365013          | <b>Ref. No.</b> —     |
|   | operating capacitor capacity 8 $\mu$ F 400V tolerance 5%Hz ambient temperature max. -25 to +85°C $\varnothing$ 31.5mm L 55mm M8 plastic connection male faston 6.3mm protection |                 |                       |

### drain pumps

#### ASKOLL



1

|                    |  |                 |           |
|--------------------|--|-----------------|-----------|
| <b>Part No.</b>    | 499310   | <b>Ref. No.</b> | 512052100 |
| <b>description</b> | drain pump 40W 220V inlet $\varnothing$ 24mm outlet $\varnothing$ 22mm 50Hz ASKOLL type M231 XP complete |                 |           |
| <b>For models:</b> | MB630PS, MB9235, MB9240, MB930PS, MB9510, MB9510R, MB9920, MB9920R, MGL40, MLP50                         |                 |           |

#### GRE



1

|                    |  |                 |                       |
|--------------------|--|-----------------|-----------------------|
| <b>Part No.</b>    | 500039   | <b>Ref. No.</b> | 512006900<br>80002817 |
| <b>description</b> | pump inlet $\varnothing$ 24mm outlet $\varnothing$ 24mm 190W 230V 50Hz GRE |                 |                       |
| <b>For models:</b> | MS350PS, MS450PS   |                 |                       |

#### PLASET



1

|                    |   |                 |  |
|--------------------|---|-----------------|--|
| <b>Part No.</b>    | 500926  | <b>Ref. No.</b> | 512052200<br>512055700<br>80004473<br>80004617 |
| <b>description</b> | drain pump inlet $\varnothing$ 30mm outlet $\varnothing$ 22mm 230V 34W 50Hz PLASET type 53176   |                 |  |
| <b>For models:</b> | MB630, MB630PS, MB930, MB930K, MB930PS, MB930T, MB9500, MB9501, MB9503, MGL500, MLP50, MS1100T, MS1300T, MS400T, MS500PPB, MS500T, MS800T, MS900T, MS9400, MS9401, MS9403, MS9451, MS9453 |                 |  |



booster pumps II

accessories



|                    |  |                 |                       |
|--------------------|--|-----------------|-----------------------|
| <b>Part No.</b>    | 365015   | <b>Ref. No.</b> | 512008200<br>80001509 |
| <b>description</b> | operating capacitor capacity 10µF 400V tolerance 5%Hz ambient temperature max. -25 to +85°C ø 35.5mm L 59mm M8 plastic connection male faston 6.3mm protection |                 |                       |
| <b>For models:</b> | GL220, MB510E, MB510ER, MB520, MB520K, MB530, MB530K, MB535, MB630, MB630PS, MB920E, MB920ER, MB930, MB930K, MB930PS, MB930T                                   |                 |                       |



|                    |   |                 |           |
|--------------------|---|-----------------|-----------|
| <b>Part No.</b>    | 365169  | <b>Ref. No.</b> | 500088000 |
| <b>description</b> | interference suppression filter type FC489001 400V 50/60Hz conductor 4 with E connection cable 200mm L 55mm ø 37.5mm Hmm Wmm plastic Qty 1 pcs  |                 |           |
| <b>For models:</b> | MB9500, MB9503, MGL500, MLP50, MLP56, MS1100E, MS1100P, MS1100T, MS1300E, MS1300P, MS1300T, MS351, MS353, MS400B, MS400T, MS451, MS453, MS500B, MS500T, MS800B, MS800E, MS800T, MS900E, MS900T, MS905, MS9400, MS9403, MS9451, MS9453 |                 |           |



|                    |   |                 |                       |
|--------------------|---|-----------------|-----------------------|
| <b>Part No.</b>    | 365044  | <b>Ref. No.</b> | 500011400<br>80002441 |
| <b>description</b> | interference suppression filter type FC701Y2F 250V 50-60Hz conductor 2 with E connection cable 200mm L 42mm ø 23mm Hmm Wmm plastic Qty 1 pcs  |                 |                       |
| <b>For models:</b> | GL220, GL250, MB235LI, MB240LI, MB510E, MB510ER, MB520, MB520K, MB530, MB530K, MB535, MB630, MB630PS, MB920E, MB920ER, MB9235, MB9240, MB930, MB930K, MB930PS, MB930T, MB9501, MB9510, MB9510R, MB9920, MB9920R, MGL40, MGL500, MLP50, MS1100, MS1100E, MS1100P, MS1100T, MS1300, MS1300E, MS1300P, MS1300T, MS350, MS350PS, MS350TRI, MS351, MS353, MS400B, MS400E, MS400T, MS450, MS450E, MS450PS, MS451, MS453...(Other models you can see in the webshop) |                 |                       |

condensators & interference suppression filters

operating capacitors

plastic



|                    |  |                 |                       |
|--------------------|--|-----------------|-----------------------|
| <b>Part No.</b>    | 365015   | <b>Ref. No.</b> | 512008200<br>80001509 |
| <b>description</b> | operating capacitor capacity 10µF 400V tolerance 5%Hz ambient temperature max. -25 to +85°C ø 35.5mm L 59mm M8 plastic connection male faston 6.3mm protection |                 |                       |
| <b>For models:</b> | GL220, MB510E, MB510ER, MB520, MB520K, MB530, MB530K, MB535, MB630, MB630PS, MB920E, MB920ER, MB930, MB930K, MB930PS, MB930T                                   |                 |                       |



|                    |  |                 |           |
|--------------------|--|-----------------|-----------|
| <b>Part No.</b>    | 365009   | <b>Ref. No.</b> | 512008300 |
| <b>description</b> | operating capacitor capacity 2.5µF 400V tolerance 5% 50Hz ambient temperature max. -25 to +85°C ø 36.5mm L 55mm M8 plastic connection male faston 6.3mm 1.27.65C3 protection |                 |           |
| <b>For models:</b> | MB235LI, MB240LI, MB9510, MB9510R, MB9920, MB9920R   |                 |           |

filters

interference suppression filters



|                    |   |                 |                       |
|--------------------|---|-----------------|-----------------------|
| <b>Part No.</b>    | 365043  | <b>Ref. No.</b> | 500011600<br>80003933 |
| <b>description</b> | interference suppression filter type 790Y2 240V 50/60Hz conductor 2 with E connection cable 100mm L 42mm ø 23.5mm Hmm Wmm plastic Qty 1 pcs |                 |                       |
| <b>For models:</b> | MLP140, MLP60, MLP60E, MLP70, MLP80   |                 |                       |

fuses

fine fuses




|                    |  |                 |           |
|--------------------|--|-----------------|-----------|
| <b>Part No.</b>    | 358678   | <b>Ref. No.</b> | 500087200 |
| <b>description</b> | fine fuse size ø5x20mm 8A fast-acting rated 250V Qty 10 pcs                  |                 |           |
| <b>For models:</b> | MB9500, MB9501, MB9503, MLP50, MLP56, MS9400, MS9401, MS9403, MS9451, MS9453 |                 |           |



|                    |  |                 |                       |
|--------------------|--|-----------------|-----------------------|
| <b>Part No.</b>    | 358690   | <b>Ref. No.</b> | 500014700<br>80002983 |
| <b>description</b> | fine fuse size ø5x20mm 1A medium lag rated 250V Qty 10 pcs   |                 |                       |
| <b>For models:</b> | MGL40, MGL500, MLP140, MLP60, MLP60E, MLP70, MLP80, MS1100T, MS1300T, MS400T, MS500T, MS800T, MS900T |                 |                       |

electric components




|  |  |                 |                       |
|--|--|-----------------|-----------------------|
|  <p>1</p> |  |                 |                       |
| <b>Part No.</b>  | 358697   | <b>Ref. No.</b> | 500014900<br>80002985 |
| <b>description</b>   | fine fuse size ø5x20mm 6.3A medium lag rated 250V Qty 10 pcs   |                 |                       |
| <b>For models:</b>   | MB630, MB630PS, MB9235, MB9240, MB930, MB930K, MB930PS, MB930T, MB9510, MB9510R, MB9920, MB9920R, MGL40, MLP140, MLP60, MLP70, MLP80 |                 |                       |

## electric accessories

### cables

#### ribbon cables

##### group 1

|  |  |                 |                       |
|--|--|-----------------|-----------------------|
|  <p>1</p> |  |                 |                       |
| <b>Part No.</b>  | 400718   | <b>Ref. No.</b> | 500032500<br>80001797 |
| <b>description</b>   | ribbon cable 20-pole L 1000mm plug type FC-20P raster size 2.54mm              |                 |                       |
| <b>For models:</b>   | MS1100, MS1100E, MS1300, MS1300E, MS450, MS450E, MS450PS, MS700, MS900, MS900E |                 |                       |


### terminals

#### terminal blocks with fuse holder

|  |  |                 |                       |
|--|--|-----------------|-----------------------|
|  <p>1</p> |  |                 |                       |
| <b>Part No.</b>  | 358389   | <b>Ref. No.</b> | 512044100<br>80002981 |
| <b>description</b>   | lustre terminal 0-pole max. 10A max 250V suitable fuse ø5x20mm cross section 2.5mm <sup>2</sup> with fuse holder   |                 |                       |
| <b>For models:</b>   | MB630, MB630PS, MB9235, MB9240, MB930, MB930K, MB930PS, MB930T, MB9500, MB9501, MB9503, MB9510, MB9510R, MB9920, MB9920R, MGL40, MGL500, MLP140, MLP50, MLP56, MLP60, MLP70, MLP80, MS1100T, MS1300T, MS400T, MS500T, MS800T, MS900T, MS9400, MS9401, MS9403, MS9451, MS9453 |                 |                       |

### non-return valves

#### complete

|  |  |                 |                       |
|--|--|-----------------|-----------------------|
|  <p>1</p> |  |                 |                       |
| <b>Part No.</b>  | 543266   | <b>Ref. No.</b> | 500046300<br>80003889 |
| <b>description</b>   | non-return valve brass connection 3/8" IT - 3/8" IT total length 55mm DN10 Qty 1 pcs |                 |                       |
| <b>For models:</b>   | MGL500, MLP50, MLP60, MLP60E, MS800B, MS800T   |                 |                       |

### for dishwashers

#### drain and intake components


##### MACH


#### drain /intake bodies

|   |             |                 |                       |
|---|-------------|-----------------|-----------------------|
|  <p>1</p> |             |                 |                       |
| <b>Part No.</b>   | 504135      | <b>Ref. No.</b> | 500055600<br>80002941 |
| <b>description</b>  | drain valve |                 |                       |
| <b>For models:</b>  | MGL40       |                 |                       |

#### filters

|   |  |                 |                       |
|---|--|-----------------|-----------------------|
|  <p>1</p> |  |                 |                       |
| <b>Part No.</b>   | 504111   | <b>Ref. No.</b> | 513111200<br>80002459 |
| <b>description</b>  | bar for filter fixing L 44mm                       |                 |                       |
| <b>For models:</b>  | MB235LI, MB240LI, MB510E, MB510ER, MB920E, MB920ER |                 |                       |

|   |  |                 |                       |
|---|--|-----------------|-----------------------|
|  <p>1</p> |  |                 |                       |
| <b>Part No.</b>   | 504060                                     | <b>Ref. No.</b> | 513064900<br>80001817 |
| <b>description</b>  | centre web                                 |                 |                       |
| <b>For models:</b>  | MS1100P, MS1300, MS1300E, MS1300P, MS1300T |                 |                       |

|   |  |                 |                       |
|---|--|-----------------|-----------------------|
|  <p>1</p> |  |                 |                       |
| <b>Part No.</b>   | 504061   | <b>Ref. No.</b> | 513065000<br>80001847 |
| <b>description</b>  | centre web   |                 |                       |
| <b>For models:</b>  | MS1100, MS1100E, MS1100T, MS900, MS900E, MS900T, MS905 |                 |                       |

|   |               |                 |                       |
|---|---------------|-----------------|-----------------------|
|  <p>1</p> |               |                 |                       |
| <b>Part No.</b>   | 504101        | <b>Ref. No.</b> | 513091300<br>80002403 |
| <b>description</b>  | centre web    |                 |                       |
| <b>For models:</b>  | MS700, MS700E |                 |                       |



1

|                    |              |                 |                       |
|--------------------|--------------|-----------------|-----------------------|
| <b>Part No.</b>    | 504130       | <b>Ref. No.</b> | 511042800<br>80002923 |
| <b>description</b> | drain filter |                 |                       |
| <b>For models:</b> | MGL40        |                 |                       |




1

|                    |               |                 |                       |
|--------------------|---------------|-----------------|-----------------------|
| <b>Part No.</b>    | 504102        | <b>Ref. No.</b> | 511027400<br>80002405 |
| <b>description</b> | flat filter   |                 |                       |
| <b>For models:</b> | MS700, MS700E |                 |                       |



1

|                    |  |                 |           |
|--------------------|--|-----------------|-----------|
| <b>Part No.</b>    | 517722   | <b>Ref. No.</b> | 512074900 |
| <b>description</b> | filter $\phi$ 193mm H 84mm SS hole $\phi$ 37mm |                 |           |
| <b>For models:</b> | MS9451, MS9453                                 |                 |           |



1

|                    |               |                 |                       |
|--------------------|---------------|-----------------|-----------------------|
| <b>Part No.</b>    | 504149        | <b>Ref. No.</b> | 511048200<br>80003851 |
| <b>description</b> | flat filter   |                 |                       |
| <b>For models:</b> | MLP60, MLP60E |                 |                       |



1

|                    |                                     |                 |                       |
|--------------------|-------------------------------------|-----------------|-----------------------|
| <b>Part No.</b>    | 504213                              | <b>Ref. No.</b> | 513122800<br>80004027 |
| <b>description</b> | filter support                      |                 |                       |
| <b>For models:</b> | MLP140, MLP60, MLP60E, MLP70, MLP80 |                 |                       |



1

|                    |               |                 |                       |
|--------------------|---------------|-----------------|-----------------------|
| <b>Part No.</b>    | 504150        | <b>Ref. No.</b> | 511048300<br>80003853 |
| <b>description</b> | flat filter   |                 |                       |
| <b>For models:</b> | MLP60, MLP60E |                 |                       |



1

|                    |  |                 |                       |
|--------------------|--|-----------------|-----------------------|
| <b>Part No.</b>    | 504070                                     | <b>Ref. No.</b> | 513072700<br>80001961 |
| <b>description</b> | filter support L 90mm                      |                 |                       |
| <b>For models:</b> | GL220, MB520, MB520K, MB530, MB530K, MB535 |                 |                       |



1

|                    |              |                 |                       |
|--------------------|--------------|-----------------|-----------------------|
| <b>Part No.</b>    | 504164       | <b>Ref. No.</b> | 511039900<br>80003997 |
| <b>description</b> | flat filter  |                 |                       |
| <b>For models:</b> | MLP70, MLP80 |                 |                       |



1

|                    |  |                 |                                   |
|--------------------|--|-----------------|-----------------------------------|
| <b>Part No.</b>    | 504039   | <b>Ref. No.</b> | 513045500<br>51345500<br>80001435 |
| <b>description</b> | filter support $\phi$ 5mm L 49mm   |                 |                                   |
| <b>For models:</b> | MLP50, MS1100, MS1100E, MS1100P, MS1100T, MS1300, MS1300E, MS1300P, MS1300T, MS350, MS350PS, MS350TRI, MS351, MS353, MS450, MS450E, MS450PS, MS451, MS453, MS700, MS700E, MS900, MS900E, MS900T, MS905 |                 |                                   |





1


|                    |              |                 |                       |
|--------------------|--------------|-----------------|-----------------------|
| <b>Part No.</b>    | 504165       | <b>Ref. No.</b> | 511040000<br>80003999 |
| <b>description</b> | flat filter  |                 |                       |
| <b>For models:</b> | MLP70, MLP80 |                 |                       |






|  |             |                 |                       |
|--|-------------|-----------------|-----------------------|
|  <p>1</p> |             |                 |                       |
| <b>Part No.</b>  | 504189      | <b>Ref. No.</b> | 511044400<br>80004161 |
| <b>description</b>   | flat filter |                 |                       |
| <b>For models:</b>   | MLP140      |                 |                       |


|  |             |                 |                       |
|--|-------------|-----------------|-----------------------|
|  <p>1</p> |             |                 |                       |
| <b>Part No.</b>  | 504190      | <b>Ref. No.</b> | 511044500<br>80004163 |
| <b>description</b>   | flat filter |                 |                       |
| <b>For models:</b>   | MLP140      |                 |                       |

|  |  |                 |                       |
|--|--|-----------------|-----------------------|
|  <p>1</p> |  |                 |                       |
| <b>Part No.</b>  | 504211                                     | <b>Ref. No.</b> | 511049100<br>80004419 |
| <b>description</b>   | flat filter                                |                 |                       |
| <b>For models:</b>   | MS1100P, MS1300, MS1300E, MS1300P, MS1300T |                 |                       |

|  |                                       |                 |                       |
|--|---------------------------------------|-----------------|-----------------------|
|  <p>1</p> |                                       |                 |                       |
| <b>Part No.</b>  | 504210                                | <b>Ref. No.</b> | 511049000<br>80004411 |
| <b>description</b>   | flat filter H 15mm L 225mm W 215mm    |                 |                       |
| <b>For models:</b>   | MS1100, MS1100E, MS900, MS900E, MS905 |                 |                       |

|  |   |                 |  |
|--|---|-----------------|--|
|  <p>1</p> |   |                 |  |
| <b>Part No.</b>  | 507368  | <b>Ref. No.</b> | 51.2.0728.00<br>511061000<br>511062400<br>80004535 |
| <b>description</b>   | round filters mounting pos. lower suction                                     |                 |  |
| <b>For models:</b>   | MLP50, MS400B, MS400E, MS400T, MS500B, MS500E, MS500T, MS800B, MS800E, MS800T |                 |  |

|   |  |                 |                       |
|---|--|-----------------|-----------------------|
|  <p>1</p> |  |                 |                       |
| <b>Part No.</b>   | 504106   | <b>Ref. No.</b> | 511033200<br>80002427 |
| <b>description</b>  | round filters outflow                              |                 |                       |
| <b>For models:</b>  | MB235LI, MB240LI, MB510E, MB510ER, MB920E, MB920ER |                 |                       |
| <b>accessories for</b>  | 504106   |                 |                       |
|            |  |                 |                       |
| <b>Part No.</b>   | 504111   | <b>Ref. No.</b> | 513111200<br>80002459 |
| bar for filter fixing L 44mm  |  |                 |                       |

|   |                                      |                 |                       |
|---|--------------------------------------|-----------------|-----------------------|
|  <p>1</p> |                                      |                 |                       |
| <b>Part No.</b>   | 504126                               | <b>Ref. No.</b> | 511031400<br>80002833 |
| <b>description</b>  | round filters outflow ø 109mm H 50mm |                 |                       |
| <b>For models:</b>  | MS350PS, MS450PS                     |                 |                       |


|   |   |                 |                       |
|---|---|-----------------|-----------------------|
|  <p>1</p> |   |                 |                       |
| <b>Part No.</b>   | 504005  | <b>Ref. No.</b> | 511020600<br>80001051 |
| <b>description</b>  | round filters outflow ø 190mm   |                 |                       |
| <b>For models:</b>  | MS1100, MS1100E, MS1100P, MS1100T, MS1300, MS1300E, MS1300P, MS1300T, MS350, MS350PS, MS350TRI, MS351, MS353, MS450, MS450E, MS450PS, MS451, MS453, MS700, MS700E, MS900, MS900E, MS900T, MS905 |                 |                       |

overflow pipes


|   |  |                 |                                    |
|---|--|-----------------|------------------------------------|
|  <p>1</p> |  |                 |                                    |
| <b>Part No.</b>   | 510072   | <b>Ref. No.</b> | 512013100<br>513013100<br>80002243 |
| <b>description</b>  | O-ring EPDM thickness 3.53mm ID ø 32.93mm Qty 1 pcs                          |                 |                                    |
| <b>For models:</b>  | GL250, MB510E, MB510ER, MB630, MB920E, MB920ER, MB930, MB930K, MB930T, MGL40 |                 |                                    |



|   |  |                 |                                   |
|---|--|-----------------|-----------------------------------|
|  |  |                 |                                   |
| 1   |  |                 |                                   |
| <b>Part No.</b>   | 504064   | <b>Ref. No.</b> | 511023500<br>80001233<br>80001913 |
| <b>description</b>  | overflow pipe L 115mm ø 27mm   |                 |                                   |
| <b>For models:</b>  | GL220, MB235LI, MB240LI, MB510E, MB510ER, MB520, MB520K, MB530, MB530K, MB535, MB920E, MB920ER, MS350, MS350PS, MS350TRI, MS351, MS353, MS450, MS450E, MS450PS, MS451, MS453 |                 |                                   |

|   |                              |                 |                       |
|---|------------------------------|-----------------|-----------------------|
|  |                              |                 |                       |
| 1   |                              |                 |                       |
| <b>Part No.</b>   | 504200                       | <b>Ref. No.</b> | 511051100<br>80004287 |
| <b>description</b>  | overflow pipe L 300mm ø 27mm |                 |                       |
| <b>For models:</b>  | MLP60, MLP60E                |                 |                       |

|  |                              |                 |           |
|--|------------------------------|-----------------|-----------|
|  |                              |                 |           |
| 1  |                              |                 |           |
| <b>Part No.</b>  | 517723                       | <b>Ref. No.</b> | 511099600 |
| <b>description</b>   | overflow pipe ø 28mm L 113mm |                 |           |
| <b>For models:</b>   | MS9451, MS9453               |                 |           |

|   |  |                 |           |
|---|--|-----------------|-----------|
|  |  |                 |           |
| 1   |  |                 |           |
| <b>Part No.</b>   | 517724   | <b>Ref. No.</b> | 511099700 |
| <b>description</b>  | overflow pipe ø 28mm L 139mm   |                 |           |
| <b>For models:</b>  | MB630, MB630PS, MB9235, MB9240, MB930, MB930K, MB930PS, MB930T, MB9510, MB9510R, MB9920, MB9920R |                 |           |

## boilers

## boilers for dishwashers

|  |                                       |                 |                       |
|--|---------------------------------------|-----------------|-----------------------|
|  |                                       |                 |                       |
| 1  |                                       |                 |                       |
| <b>Part No.</b>  | 504016                                | <b>Ref. No.</b> | 511000200<br>80001101 |
| <b>description</b>   | boiler                                |                 |                       |
| <b>For models:</b>   | MS450, MS450E, MS450PS, MS700, MS700E |                 |                       |


|  |                                   |                 |                       |
|--|-----------------------------------|-----------------|-----------------------|
|  |                                   |                 |                       |
| 1  |                                   |                 |                       |
| <b>Part No.</b>  | 504034                            | <b>Ref. No.</b> | 511006300<br>80001385 |
| <b>description</b>   | boiler                            |                 |                       |
| <b>For models:</b>   | MS1100P, MS1300, MS1300E, MS1300P |                 |                       |


|   |  |                 |                                    |
|---|--|-----------------|------------------------------------|
|  |  |                 |                                    |
| 1   |  |                 |                                    |
| <b>Part No.</b>   | 504067                                     | <b>Ref. No.</b> | 511018600<br>80001935<br>511018600 |
| <b>description</b>  | boiler                                     |                 |                                    |
| <b>For models:</b>  | GL220, MB520, MB520K, MB530, MB530K, MB535 |                 |                                    |


|  |                                 |                 |                       |
|--|---------------------------------|-----------------|-----------------------|
|  |                                 |                 |                       |
| 1  |                                 |                 |                       |
| <b>Part No.</b>  | 504094                          | <b>Ref. No.</b> | 511030400<br>80002329 |
| <b>description</b>   | boiler                          |                 |                       |
| <b>For models:</b>   | GL250, MS350, MS350PS, MS350TRI |                 |                       |



|   |        |                 |                                    |
|---|--------|-----------------|------------------------------------|
|  |        |                 |                                    |
| 1   |        |                 |                                    |
| <b>Part No.</b>   | 504137 | <b>Ref. No.</b> | 511042700<br>511071800<br>80002953 |
| <b>description</b>  | boiler |                 |                                    |
| <b>For models:</b>  | MGL40  |                 |                                    |

|   |               |                 |                       |
|---|---------------|-----------------|-----------------------|
|  |               |                 |                       |
| 1   |               |                 |                       |
| <b>Part No.</b>   | 504148        | <b>Ref. No.</b> | 511047500<br>80003837 |
| <b>description</b>  | boiler        |                 |                       |
| <b>For models:</b>  | MLP60, MLP60E |                 |                       |

|  |              |                 |                       |
|--|--------------|-----------------|-----------------------|
|  |              |                 |                       |
| 1  |              |                 |                       |
| <b>Part No.</b>  | 504158       | <b>Ref. No.</b> | 511046100<br>80003897 |
| <b>description</b>   | boiler       |                 |                       |
| <b>For models:</b>   | MLP70, MLP80 |                 |                       |





|   |        |                 |                       |
|---|--------|-----------------|-----------------------|
|  |        |                 |                       |
| 1   |        |                 |                       |
| <b>Part No.</b>   | 504195 | <b>Ref. No.</b> | 511045100<br>80004257 |
| <b>description</b>  | boiler |                 |                       |
| <b>For models:</b>  | MLP140 |                 |                       |

|   |  |                 |                                    |
|---|--|-----------------|------------------------------------|
|  |  |                 |                                    |
| 1   |  |                 |                                    |
| <b>Part No.</b>   | 504215   | <b>Ref. No.</b> | 511060100<br>511103100<br>80004599 |
| <b>description</b>  | boiler   |                 |                                    |
| <b>For models:</b>  | MS351, MS353, MS400B, MS400E, MS400T, MS451, MS453, MS500B, MS500E, MS500PPB, MS500T |                 |                                    |

|  |                                    |                 |                       |
|--|------------------------------------|-----------------|-----------------------|
|  |                                    |                 |                       |
| 1  |                                    |                 |                       |
| <b>Part No.</b>  | 504274                             | <b>Ref. No.</b> | 511052300<br>80002505 |
| <b>description</b>   | boiler ø 130mm L 320mm new edition |                 |                       |
| <b>For models:</b>   | MB235LI, MB240LI, MB510E, MB510ER  |                 |                       |

|  |   |                 |                       |
|--|---|-----------------|-----------------------|
|  |   |                 |                       |
| 1  |   |                 |                       |
| <b>Part No.</b>  | 504087  | <b>Ref. No.</b> | 511050300<br>80002235 |
| <b>description</b>   | boiler ø 132mm L 375mm inlet ø 12   |                 |                       |
| <b>For models:</b>   | GL250, MB240LI, MB630, MB630PS, MB920E, MB920ER, MB930, MB930K, MB930PS, MB930T |                 |                       |

|   |  |                 |                       |
|---|--|-----------------|-----------------------|
|  |  |                 |                       |
| 1   |  |                 |                       |
| <b>Part No.</b>   | 504091   | <b>Ref. No.</b> | 511031000<br>80002259 |
| <b>description</b>  | boiler with insulation ø 158mm L 580mm connection 1/2" hose ø 12mm |                 |                       |
| <b>For models:</b>  | MS1100, MS1100E, MS900, MS900E                                     |                 |                       |
| <b>accessories for</b>  | 504091   |                 |                       |

|   |   |        |                 |                                    |
|---|---|--------|-----------------|------------------------------------|
|  | <b>Part No.</b>   | 504050 | <b>Ref. No.</b> | 513000200<br>80001647              |
|   | nut thread M20x1.5  |        |                 |                                    |
|  | <b>Part No.</b>   | 504078 | <b>Ref. No.</b> | 513074700<br>80002023              |
|   | end cap   |        |                 |                                    |
|  | <b>Part No.</b>   | 504081 | <b>Ref. No.</b> | 512006500<br>512045300<br>80002189 |
|   | flat gasket FIBER ED ø 28mm ID ø 20mm thickness 2mm Qty 1 pcs |        |                 |                                    |
|  | <b>Part No.</b>   | 504082 | <b>Ref. No.</b> | 513003400<br>80002195              |
|   | hose connector  |        |                 |                                    |

|  |  |                 |           |
|--|--|-----------------|-----------|
|  |  |                 |           |
| 1  |  |                 |           |
| <b>Part No.</b>  | 517726   | <b>Ref. No.</b> | 511080300 |
| <b>description</b>   | boiler with insulation ø 160mm L 574mm inlet ø 12      |                 |           |
| <b>For models:</b>   | MS1100, MS1100E, MS1100T, MS900, MS900E, MS900T, MS905 |                 |           |



## accessories



1

|                    |  |                 |                       |
|--------------------|--|-----------------|-----------------------|
| <b>Part No.</b>    | 504078   | <b>Ref. No.</b> | 513074700<br>80002023 |
| <b>description</b> | end cap  |                 |                       |
| <b>For models:</b> | MS1100, MS1300, MS450, MS450E, MS450PS, MS700, MS700E, MS900 |                 |                       |



1

|                    |  |                 |                       |
|--------------------|--|-----------------|-----------------------|
| <b>Part No.</b>    | 504082   | <b>Ref. No.</b> | 513003400<br>80002195 |
| <b>description</b> | hose connector   |                 |                       |
| <b>For models:</b> | GL220, GL250, MB235LI, MB240LI, MB510E, MB510ER, MB520, MB520K, MB530, MB530K, MB535, MB630, MB920E, MB930, MB930K, MGL40, MLP140, MLP60, MLP60E, MLP70, MLP80, MS1100, MS1300, MS350, MS350PS, MS450, MS450E, MS450PS, MS700, MS700E, MS900 |                 |                       |

## rotation plates

## rotation plates



1

|                    |   |                 |                       |
|--------------------|---|-----------------|-----------------------|
| <b>Part No.</b>    | 504047  | <b>Ref. No.</b> | 512001700<br>80001591 |
| <b>description</b> | rotation plate $\varnothing$ 280mm seat $\varnothing$ 15mm          |                 |                       |
| <b>For models:</b> | MB520, MB520K, MB530, MB530K, MB630, MB630PS, MB930, MB930K, MB930T |                 |                       |

## softener cartridges

## softening columns



1

|                    |                                 |                 |                       |
|--------------------|---------------------------------|-----------------|-----------------------|
| <b>Part No.</b>    | 504046                          | <b>Ref. No.</b> | 512008900<br>80001555 |
| <b>description</b> | softener 4-fold L 380mm W 180mm |                 |                       |
| <b>For models:</b> | MB520K, MB530K, MB930K          |                 |                       |

## housing and bezels

## fascias



1

|                    |  |                 |           |
|--------------------|--|-----------------|-----------|
| <b>Part No.</b>    | 504384                                 | <b>Ref. No.</b> | 600007100 |
| <b>description</b> | control panel W 650mm H 600mm complete |                 |           |

## hood mechanics for dishwashers

## bolts



1

|                    |   |                 |           |
|--------------------|---|-----------------|-----------|
| <b>Part No.</b>    | 504264  | <b>Ref. No.</b> | 513233700 |
| <b>description</b> | roller ED $\varnothing$ 25mm L 21mm thread M12x1.75/M6 hood mechanics warewashing |                 |           |
| <b>For models:</b> | MS1100E, MS1100P, MS1100T, MS1300E, MS1300P, MS1300T, MS900E, MS900T, MS905       |                 |           |



1

|                    |  |                 |                       |
|--------------------|--|-----------------|-----------------------|
| <b>Part No.</b>    | 504056   | <b>Ref. No.</b> | 513052700<br>80001711 |
| <b>description</b> | screw bolt for hood joint  |                 |                       |
| <b>For models:</b> | MS1100, MS1100E, MS1100P, MS1300, MS1300E, MS1300P, MS900, MS900E, MS905 |                 |                       |


## bushes




1

|                    |   |                 |           |
|--------------------|---|-----------------|-----------|
| <b>Part No.</b>    | 504271  | <b>Ref. No.</b> | 513233800 |
| <b>description</b> | bush ED $\varnothing$ 10mm ID $\varnothing$ 6.4mm L 3.6mm SS                |                 |           |
| <b>For models:</b> | MS1100E, MS1100P, MS1100T, MS1300E, MS1300P, MS1300T, MS900E, MS900T, MS905 |                 |           |




|  |  |                 |                       |
|--|--|-----------------|-----------------------|
|  <p>1</p> |  |                 |                       |
| <b>Part No.</b>  | 504031   | <b>Ref. No.</b> | 513004500<br>80001369 |
| <b>description</b>   | bush slotted hood mechanics  |                 |                       |
| <b>For models:</b>   | MS1100, MS1100E, MS1100P, MS1100T, MS1300, MS1300E, MS1300P, MS1300T, MS900, MS900E, MS900T, MS905 |                 |                       |


linkage

|  |  |                 |                       |
|--|--|-----------------|-----------------------|
|  <p>1</p> |  |                 |                       |
| <b>Part No.</b>  | 504029   | <b>Ref. No.</b> | 513029400<br>80001357 |
| <b>description</b>   | lace hood mechanics  |                 |                       |
| <b>For models:</b>   | MLP55, MLP80, MS1100, MS1100E, MS1100P, MS1100T, MS1300, MS1300E, MS1300P, MS1300T, MS900, MS900E, MS900T, MS905 |                 |                       |

hood handles

|  |   |                 |           |
|--|---|-----------------|-----------|
|  <p>1</p> |   |                 |           |
| <b>Part No.</b>  | 504452                                  | <b>Ref. No.</b> | 511086200 |
| <b>description</b>   | hood handle L 900mm W 700mm tube ø 25mm |                 |           |
| <b>For models:</b>   | MS1100E, MS1100T, MS900E, MS900T, MS905 |                 |           |


|   |  |                 |                       |
|---|--|-----------------|-----------------------|
|  <p>1</p> |  |                 |                       |
| <b>Part No.</b>   | 504054   | <b>Ref. No.</b> | 513052500<br>80001707 |
| <b>description</b>  | lever joint hood mechanics   |                 |                       |
| <b>For models:</b>  | MS1100, MS1100E, MS1100P, MS1300, MS1300E, MS1300P, MS900, MS900E, MS905 |                 |                       |

|   |   |                 |           |
|---|---|-----------------|-----------|
|  <p>1</p> |   |                 |           |
| <b>Part No.</b>   | 504267  | <b>Ref. No.</b> | 513233600 |
| <b>description</b>  | lever joint L 185mm W 25mm thickness 3mm hole ø 10mm hood mechanics SS      |                 |           |
| <b>For models:</b>  | MS1100E, MS1100P, MS1100T, MS1300E, MS1300P, MS1300T, MS900E, MS900T, MS905 |                 |           |

rollers



|  |  |                 |                       |
|--|--|-----------------|-----------------------|
|  <p>1</p> |  |                 |                       |
| <b>Part No.</b>  | 504055   | <b>Ref. No.</b> | 513052600<br>80001709 |
| <b>description</b>   | roller hood mechanics  |                 |                       |
| <b>For models:</b>   | MS1100, MS1100E, MS1100P, MS1300, MS1300E, MS1300P, MS900, MS900E, MS905 |                 |                       |


miscellaneous

|   |  |                 |                       |
|---|--|-----------------|-----------------------|
|  <p>1</p> |  |                 |                       |
| <b>Part No.</b>   | 504032   | <b>Ref. No.</b> | 513023300<br>80001371 |
| <b>description</b>  | clamp hood mechanics   |                 |                       |
| <b>For models:</b>  | MS1100, MS1100E, MS1100P, MS1100T, MS1300, MS1300E, MS1300P, MS1300T, MS900, MS900E, MS900T, MS905 |                 |                       |






|   |  |                 |                               |
|---|--|-----------------|-------------------------------|
|  |  |                 |                               |
| 1   |  |                 |                               |
| <b>Part No.</b>   | 504257   | <b>Ref. No.</b> | 1367<br>511011400<br>80001367 |
| <b>description</b>  | guide for hood linkage   |                 |                               |
| <b>For models:</b>  | MS1100, MS1100E, MS1100P, MS1100T, MS1300, MS1300E, MS1300P, MS1300T, MS900, MS900E, MS900T, MS905 |                 |                               |




|   |   |                 |                   |
|---|---|-----------------|-------------------|
|  |   |                 |                   |
| 1   |   |                 |                   |
| <b>Part No.</b>   | 504268  | <b>Ref. No.</b> | 513233900         |
| <b>description</b>  | plate L 38mm H 9mm W 26mm   |                 |                   |
| <b>For models:</b>  | MS1100E, MS1100P, MS1100T, MS1300E, MS1300P, MS1300T, MS900E, MS900T, MS905 |                 |                   |
| <b>accessories for</b>  | 504268  |                 |                   |
|  | <b>Part No.</b>   | 560159          | <b>Ref. No.</b> — |
| blind rivet SS $\phi$ 3.2mm L 10mm Qty 50 pcs DIN 1700                            |   |                 |                   |




|  |   |                 |           |
|--|---|-----------------|-----------|
|  |   |                 |           |
| 1  |   |                 |           |
| <b>Part No.</b>  | 504385  | <b>Ref. No.</b> | 511105500 |
| <b>description</b>   | plate with bolts D1 $\phi$ 14mm H 13mm W 25mm hole $\phi$ 7mm |                 |           |

## air traps

## air traps

|   |                               |                 |                                       |
|---|-------------------------------|-----------------|---------------------------------------|
|  |                               |                 |                                       |
| 1   |                               |                 |                                       |
| <b>Part No.</b>   | 504028                        | <b>Ref. No.</b> | 511007000<br>80001273                 |
| <b>description</b>  | air trap                      |                 |                                       |
| <b>For models:</b>  | MS450, MS450E, MS450PS, MS700 |                 |                                       |
| <b>accessories for</b>  | 504028                        |                 |                                       |
|  | <b>Part No.</b>               | 503042          | <b>Ref. No.</b> 513000400<br>80001165 |
| nut thread 3/8" H 6mm brass WS 22 Qty 1 pcs   |                               |                 |                                       |
|  | <b>Part No.</b>               | 504020          | <b>Ref. No.</b> 512006700<br>80001167 |
| flat gasket FIBER ED $\phi$ 24mm ID $\phi$ 17mm thickness 2mm Qty 1 pcs             |                               |                 |                                       |

|   |  |                 |  |
|---|--|-----------------|--|
|  |  |                 |  |
| 1   |  |                 |  |
| <b>Part No.</b>   | 504062   | <b>Ref. No.</b> | 511007700<br>511023300<br>80001885<br>80002917 |
| <b>description</b>  | air trap   |                 |  |
| <b>For models:</b>  | GL220, MB520, MB520K, MB530, MB530K, MB535, MS700E |                 |  |
| <b>accessories for</b>  | 504062   |                 |  |
|  | <b>Part No.</b>                                    | 503042          | <b>Ref. No.</b> 513000400<br>80001165          |
| nut thread 3/8" H 6mm brass WS 22 Qty 1 pcs                                       |  |                 |  |
|  | <b>Part No.</b>                                    | 504020          | <b>Ref. No.</b> 512006700<br>80001167          |
| flat gasket FIBER ED $\phi$ 24mm ID $\phi$ 17mm thickness 2mm Qty 1 pcs           |  |                 |  |

|   |  |                 |                                       |
|---|--|-----------------|---------------------------------------|
|   |  |                 |                                       |
| 1   |  |                 |                                       |
| <b>Part No.</b>   | 504116   | <b>Ref. No.</b> | 511037400<br>80002507                 |
| <b>description</b>  | air trap   |                 |                                       |
| <b>For models:</b>  | MB235LI, MB240LI, MB510E, MB510ER, MB920E, MB920ER |                 |                                       |
| <b>accessories for</b>  | 504116   |                 |                                       |
|  | <b>Part No.</b>                                    | 503042          | <b>Ref. No.</b> 513000400<br>80001165 |
| nut thread 3/8" H 6mm brass WS 22 Qty 1 pcs   |  |                 |                                       |
|  | <b>Part No.</b>                                    | 504020          | <b>Ref. No.</b> 512006700<br>80001167 |
| flat gasket FIBER ED $\phi$ 24mm ID $\phi$ 17mm thickness 2mm Qty 1 pcs             |  |                 |                                       |




|   |                          |                 |                                       |
|---|--------------------------|-----------------|---------------------------------------|
|  |                          |                 |                                       |
| 1   |                          |                 |                                       |
| <b>Part No.</b>   | 504193                   | <b>Ref. No.</b> | 511029900<br>80004247                 |
| <b>description</b>  | air trap                 |                 |                                       |
| <b>For models:</b>  | MS350, MS350PS, MS350TRI |                 |                                       |
| <b>accessories for</b>  | 504193                   |                 |                                       |
|  | <b>Part No.</b>          | 503042          | <b>Ref. No.</b> 513000400<br>80001165 |
| nut thread 3/8" H 6mm brass WS 22 Qty 1 pcs   |                          |                 |                                       |



Table continues overleaf




|   |          |        |                       |
|---|----------|--------|-----------------------|
| accessories for   |          | 504193 |                       |
|  | Part No. | 504020 | Ref. No.              |
|   |          |        | 512006700<br>80001167 |
| flat gasket FIBER ED ø 24mm ID ø 17mm thickness 2mm Qty 1 pcs                     |          |        |                       |



|                    |   |                 |                       |
|--------------------|---|-----------------|-----------------------|
| <b>Part No.</b>    | 504207  | <b>Ref. No.</b> | 511051000<br>80004343 |
| <b>description</b> | air trap  |                 |                       |
| <b>For models:</b> | GL220, MB520, MB520K, MB530, MB530K, MB535, MLP140, MLP60, MLP60E, MLP70, MLP80, MS1100, MS1100E, MS1100P, MS1300, MS1300E, MS1300P, MS900, MS900E, MS905 |                 |                       |

|   |          |        |                       |
|---|----------|--------|-----------------------|
| accessories for   |          | 504207 |                       |
|  | Part No. | 504208 | Ref. No.              |
|   |          |        | 502004000<br>80004345 |
| nut thread M10  |          |        |                       |
|  | Part No. | 504209 | Ref. No.              |
|   |          |        | 512015300<br>80004347 |
| flat gasket FIBER ED ø 18.5mm ID ø 11mm thickness 2mm Qty 1 pcs                   |          |        |                       |


miscellaneous



|                    |  |                 |           |
|--------------------|--|-----------------|-----------|
| <b>Part No.</b>    | 701382   | <b>Ref. No.</b> | 514217700 |
| <b>description</b> | bush plastic H 17mm D1 ø 37.2mm D2 ø 35.4mm for Mach |                 |           |

door mechanics

linkage



|                    |                    |                 |                       |
|--------------------|--------------------|-----------------|-----------------------|
| <b>Part No.</b>    | 504192             | <b>Ref. No.</b> | 513144200<br>80004183 |
| <b>description</b> | door pin extension |                 |                       |
| <b>For models:</b> | MLP140             |                 |                       |

hinges



|                    |  |                 |                                   |
|--------------------|--|-----------------|-----------------------------------|
| <b>Part No.</b>    | 504000   | <b>Ref. No.</b> | 511000500<br>80001011<br>80003911 |
| <b>description</b> | door hinge hinge left mounting pos. left   |                 |                                   |
| <b>For models:</b> | GL220, GL250, MB235LI, MB240LI, MB510E, MB510ER, MB520, MB520K, MB530, MB530K, MB535, MB630, MB920E, MB920ER, MB930, MB930K, MB930T, MGL40, MLP50, MLP70, MLP80, MS350, MS350PS, MS350TRI, MS351, MS353, MS450, MS450E, MS450PS, MS451, MS453, MS700, MS700E |                 |                                   |




|                    |  |                 |                                  |
|--------------------|--|-----------------|----------------------------------|
| <b>Part No.</b>    | 504153                                   | <b>Ref. No.</b> | 511048500<br>80003859<br>8000859 |
| <b>description</b> | door hinge hinge left mounting pos. left |                 |                                  |
| <b>For models:</b> | MLP60, MLP60E                            |                 |                                  |




|                    |  |                 |                       |
|--------------------|--|-----------------|-----------------------|
| <b>Part No.</b>    | 504171                                   | <b>Ref. No.</b> | 511044600<br>80004011 |
| <b>description</b> | door hinge hinge left mounting pos. left |                 |                       |
| <b>For models:</b> | MLP70                                    |                 |                       |

mechanical components, equipment accessories


1

|                    |  |                 |                       |
|--------------------|--|-----------------|-----------------------|
| <b>Part No.</b>    | 504191                                   | <b>Ref. No.</b> | 511045000<br>80004165 |
| <b>description</b> | door hinge hinge left mounting pos. left |                 |                       |
| <b>For models:</b> | MLP140                                   |                 |                       |




1

|                    |  |                 |                       |
|--------------------|--|-----------------|-----------------------|
| <b>Part No.</b>    | 504052   | <b>Ref. No.</b> | 511008100<br>80001679 |
| <b>description</b> | door hinge hinge right mounting pos. right                                       |                 |                       |
| <b>For models:</b> | MLP140, MLP50, MLP70, MLP80, MS450, MS450E, MS450PS, MS451, MS453, MS700, MS700E |                 |                       |



1

|                    |   |                 |                       |
|--------------------|---|-----------------|-----------------------|
| <b>Part No.</b>    | 504001  | <b>Ref. No.</b> | 511000400<br>80001013 |
| <b>description</b> | door hinge hinge right mounting pos. right    |                 |                       |
| <b>For models:</b> | MB535, MS350, MS350PS, MS350TRI, MS351, MS353 |                 |                       |



1

|                    |  |                 |                                   |
|--------------------|--|-----------------|-----------------------------------|
| <b>Part No.</b>    | 504063   | <b>Ref. No.</b> | 511019100<br>80001895<br>80002499 |
| <b>description</b> | door hinge hinge right mounting pos. right                           |                 |                                   |
| <b>For models:</b> | GL220, MB235LI, MB510E, MB510ER, MB520, MB520K, MB530, MB530K, MB535 |                 |                                   |



1

|                    |   |                 |                       |
|--------------------|---|-----------------|-----------------------|
| <b>Part No.</b>    | 504038  | <b>Ref. No.</b> | 511003700<br>80001475 |
| <b>description</b> | door hinge hinge right mounting pos. right                    |                 |                       |
| <b>For models:</b> | MB240LI, MB630, MB920E, MB920ER, MB930, MB930K, MB930T, MGL40 |                 |                       |



1

|                    |  |                 |                       |
|--------------------|--|-----------------|-----------------------|
| <b>Part No.</b>    | 504154                                     | <b>Ref. No.</b> | 511048400<br>80003861 |
| <b>description</b> | door hinge hinge right mounting pos. right |                 |                       |
| <b>For models:</b> | MLP60, MLP60E                              |                 |                       |





miscellaneous



|                    |   |                 |                       |
|--------------------|---|-----------------|-----------------------|
| 1                  |   |                 |                       |
| <b>Part No.</b>    | 504004  | <b>Ref. No.</b> | 513000300<br>80001019 |
| <b>description</b> | spring compressor   |                 |                       |
| <b>For models:</b> | GL220, GL250, MB235LI, MB240LI, MB510E, MB510ER, MB520, MB520K, MB530, MB530K, MB535, MB630, MB920E, MB920ER, MB930, MB930K, MB930T, MGL40, MGL500, MLP140, MLP50, MLP60, MLP60E, MLP70, MLP80, MS350, MS350PS, MS350TRI, MS351, MS353, MS400B, MS400E, MS400T, MS450, MS450E, MS450PS, MS451, MS453, MS500B, MS500E, MS500PPB, MS500T, MS700, MS700E, MS800B, MS800E, MS800T |                 |                       |

washing and rinsing systems



|                    |  |                 |                       |
|--------------------|--|-----------------|-----------------------|
| 1                  |  |                 |                       |
| <b>Part No.</b>    | 504072   | <b>Ref. No.</b> | 513079500<br>80002001 |
| <b>description</b> | bush   |                 |                       |
| <b>For models:</b> | GL220, GL250, MB235LI, MB240LI, MB510E, MB510ER, MB520, MB520K, MB530, MB530K, MB535, MB630, MB630PS, MB920E, MB920ER, MB930, MB930K, MB930PS, MB930T, MGL40, MLP50, MS1100, MS1100E, MS1300, MS1300E, MS350, MS350PS, MS350TRI, MS450, MS450E, MS450PS, MS700, MS700E, MS900, MS900E, MS905 |                 |                       |



|                    |   |                 |                       |
|--------------------|---|-----------------|-----------------------|
| 1                  |   |                 |                       |
| <b>Part No.</b>    | 504177  | <b>Ref. No.</b> | 513128700<br>80004073 |
| <b>description</b> | bush  |                 |                       |
| <b>For models:</b> | MLP140, MLP60, MLP60E, MLP70, MLP80, MS1100P, MS1300P |                 |                       |



|                    |   |                 |                       |
|--------------------|---|-----------------|-----------------------|
| 1                  |   |                 |                       |
| <b>Part No.</b>    | 504180  | <b>Ref. No.</b> | 513129000<br>80004079 |
| <b>description</b> | bush for rinse arm                                    |                 |                       |
| <b>For models:</b> | MLP140, MLP60, MLP60E, MLP70, MLP80, MS1100P, MS1300P |                 |                       |



|                    |   |                 |                       |
|--------------------|---|-----------------|-----------------------|
| 1                  |   |                 |                       |
| <b>Part No.</b>    | 504181  | <b>Ref. No.</b> | 513129100<br>80004081 |
| <b>description</b> | bush for rinse arm                                    |                 |                       |
| <b>For models:</b> | MLP140, MLP60, MLP60E, MLP70, MLP80, MS1100P, MS1300P |                 |                       |



|                    |  |                 |                                   |
|--------------------|--|-----------------|-----------------------------------|
| 1                  |  |                 |                                   |
| <b>Part No.</b>    | 504787   | <b>Ref. No.</b> | 513186100<br>51386100<br>80004573 |
| <b>description</b> | bush for rinse arm ø 15mm ID ø 7mm H 18.5mm  |                 |                                   |
| <b>For models:</b> | MB235LI, MB240LI, MB630, MB630PS, MB9235, MB9240, MB930, MB930K, MB930PS, MB930T, MB9500, MB9501, MB9503, MB9510, MB9510R, MB9920, MB9920R, MGL500, MLP140, MLP50, MLP56, MLP60, MLP60E, MLP70, MLP80, MS1100E, MS1100P, MS1100T, MS1300E, MS1300P, MS1300T, MS351, MS353, MS400B, MS400E, MS400T, MS451, MS453, MS500B, MS500E, MS500PPB, MS500T, MS800B, MS800E, MS800T, MS900E, MS900T, MS905, MS9400, MS9401...(Other models you can see in the webshop) |                 |                                   |



|                    |   |                 |           |
|--------------------|---|-----------------|-----------|
| 1                  |   |                 |           |
| <b>Part No.</b>    | 504236  | <b>Ref. No.</b> | 513219400 |
| <b>description</b> | bush for rinse arm ø 22mm H 34mm                      |                 |           |
| <b>For models:</b> | MLP140, MLP60, MLP60E, MLP70, MLP80, MS1100P, MS1300P |                 |           |



|                    |   |                 |                       |
|--------------------|---|-----------------|-----------------------|
| 1                  |   |                 |                       |
| <b>Part No.</b>    | 517728  | <b>Ref. No.</b> | 513185900<br>80004577 |
| <b>description</b> | bush for wash arm ø 45mm H 16mm ID ø 18mm Qty 1 pcs   |                 |                       |
| <b>For models:</b> | MB630, MB630PS, MB9235, MB9240, MB930, MB930K, MB930PS, MB930T, MB9500, MB9501, MB9503, MB9510, MB9510R, MB9920, MB9920R, MGL500, MLP50, MLP56, MS1100E, MS1100T, MS1300E, MS1300T, MS351, MS353, MS400B, MS400E, MS400T, MS451, MS453, MS500B, MS500E, MS500PPB, MS500T, MS800B, MS800E, MS800T, MS900E, MS900T, MS905, MS9400, MS9401, MS9403, MS9451, MS9453 |                 |                       |

mechanical components, equipment accessories



1

|                    |   |                 |                       |
|--------------------|---|-----------------|-----------------------|
| <b>Part No.</b>    | 504109  | <b>Ref. No.</b> | 513072300<br>80002435 |
| <b>description</b> | extension for wash arm  |                 |                       |
| <b>For models:</b> | GL220, GL250, MB510E, MB530, MB530K, MB535, MB920E, MB930, MB930K |                 |                       |



1

|                    |  |                 |                       |
|--------------------|--|-----------------|-----------------------|
| <b>Part No.</b>    | 504073   | <b>Ref. No.</b> | 513080800<br>80002003 |
| <b>description</b> | flange   |                 |                       |
| <b>For models:</b> | GL220, GL250, MB235LI, MB240LI, MB510E, MB510ER, MB520, MB520K, MB530, MB530K, MB535, MB630, MB630PS, MB920E, MB920ER, MB930, MB930K, MB930PS, MB930T, MGL40, MLP50, MS1100, MS1100E, MS1300, MS1300E, MS350, MS350PS, MS350TRI, MS450, MS450E, MS450PS, MS700, MS700E, MS900, MS900E, MS905 |                 |                       |



1

|                    |   |                 |                       |
|--------------------|---|-----------------|-----------------------|
| <b>Part No.</b>    | 504179  | <b>Ref. No.</b> | 513128900<br>80004077 |
| <b>description</b> | knurled nut   |                 |                       |
| <b>For models:</b> | MLP140, MLP60, MLP60E, MLP70, MLP80, MS1100P, MS1300P |                 |                       |



1

|                    |  |                 |           |
|--------------------|--|-----------------|-----------|
| <b>Part No.</b>    | 504231   | <b>Ref. No.</b> | 513227000 |
| <b>description</b> | manifold   |                 |           |
| <b>For models:</b> | MB510E, MB510ER, MB520, MB520K, MB530, MB530K, MB535, MB630, MB630PS, MB920E, MB920ER, MB930, MB930K, MB930PS, MB930T, MB9510, MB9510R, MB9920, MB9920R, MGL40, MGL500, MLP50, MLP60, MLP60E, MS1100E, MS1100P, MS1100T, MS1300E, MS1300P, MS1300T, MS400B, MS400T, MS500B, MS500T, MS800B, MS800T, MS900E, MS900T |                 |           |



1

|                    |                           |                 |                       |
|--------------------|---------------------------|-----------------|-----------------------|
| <b>Part No.</b>    | 504170                    | <b>Ref. No.</b> | 511043100<br>80004009 |
| <b>description</b> | manifold connection 4-way |                 |                       |
| <b>For models:</b> | MLP70, MLP80              |                 |                       |



1

|                    |                           |                 |                       |
|--------------------|---------------------------|-----------------|-----------------------|
| <b>Part No.</b>    | 504188                    | <b>Ref. No.</b> | 511043600<br>80004147 |
| <b>description</b> | manifold connection 6-way |                 |                       |
| <b>For models:</b> | MLP140                    |                 |                       |



1

|                    |   |                 |           |
|--------------------|---|-----------------|-----------|
| <b>Part No.</b>    | 504127  | <b>Ref. No.</b> | 513224800 |
| <b>description</b> | manifold triple ø 13mm  |                 |           |
| <b>For models:</b> | MB235LI, MB240LI, MB9235, MB9240, MB9500, MB9501, MB9503, MLP50, MLP56, MS351, MS353, MS400E, MS451, MS453, MS500E, MS800E, MS905, MS9400, MS9401, MS9403, MS9451, MS9453 |                 |           |



1

|                    |  |                 |                       |
|--------------------|--|-----------------|-----------------------|
| <b>Part No.</b>    | 504007   | <b>Ref. No.</b> | 513000500<br>80001069 |
| <b>description</b> | nut  |                 |                       |
| <b>For models:</b> | MB630, MB630PS, MLP140, MLP60, MLP60E, MLP70, MLP80, MS1100, MS1100E, MS1100P, MS1100T, MS1300, MS1300E, MS1300P, MS1300T, MS350, MS350PS, MS350TRI, MS450, MS450E, MS450PS, MS700, MS700E, MS900, MS900E, MS900T, MS905 |                 |                       |



1

|                    |   |                 |                       |
|--------------------|---|-----------------|-----------------------|
| <b>Part No.</b>    | 504050  | <b>Ref. No.</b> | 513000200<br>80001647 |
| <b>description</b> | nut thread M20x1.5  |                 |                       |
| <b>For models:</b> | MB235LI, MB240LI, MB630, MB630PS, MLP140, MLP60, MLP60E, MLP70, MLP80, MS1100, MS1100E, MS1100P, MS1300, MS1300E, MS1300P, MS450, MS450E, MS450PS, MS700, MS700E, MS900, MS900E |                 |                       |



1




|                        |   |                 |                                    |
|------------------------|---|-----------------|------------------------------------|
| <b>Part No.</b>        | 504092  | <b>Ref. No.</b> | 511029600<br>513211900<br>80002267 |
| <b>description</b>     | rinse arm support mounting pos. upper   |                 |                                    |
| <b>For models:</b>     | MB630, MB630PS, MLP140, MLP60, MLP60E, MLP70, MLP80, MS1100, MS1100E, MS1100P, MS1100T, MS1300, MS1300E, MS1300P, MS1300T, MS900, MS900E, MS900T, MS905 |                 |                                    |
| <b>accessories for</b> | 504092  |                 |                                    |





|  |        |                 |                       |
|--|--------|-----------------|-----------------------|
| <b>Part No.</b>                                  | 101248 | <b>Ref. No.</b> | 502009100<br>80001071 |
| olive for pipe ø 12mm Qty 1 pcs suitable for PEL |        |                 |                       |


Table continues overleaf




|   |   |        |          |                                    |
|---|---|--------|----------|------------------------------------|
| accessories for   |   | 504092 |          |                                    |
|  | Part No.  | 504007 | Ref. No. | 513000500<br>80001069              |
|   | nut   |        |          |                                    |
|  | Part No.  | 504050 | Ref. No. | 513000200<br>80001647              |
|   | nut thread M20x1.5  |        |          |                                    |
|  | Part No.  | 504081 | Ref. No. | 512006500<br>512045300<br>80002189 |
|   | flat gasket FIBER ED ø 28mm ID ø 20mm thickness 2mm Qty 1 pcs |        |          |                                    |

|   |                                       |          |                       |  |
|---|---------------------------------------|----------|-----------------------|--|
|  | 1                                     |          |                       |  |
| Part No.  | 504197                                | Ref. No. | 513156700<br>80004273 |  |
| description   | rinse arm support mounting pos. upper |          |                       |  |
| For models:   | MB235LI, MB240LI                      |          |                       |  |

|   |                                     |          |                       |  |
|---|-------------------------------------|----------|-----------------------|--|
|  | 1                                   |          |                       |  |
| Part No.  | 504095                              | Ref. No. | 511030900<br>80002331 |  |
| description   | rinse pipe with manifold connection |          |                       |  |
| For models:   | MS350, MS350PS, MS350TRI            |          |                       |  |

|   |   |          |                                    |  |
|---|---|----------|------------------------------------|--|
|  | 1   |          |                                    |  |
| Part No.  | 517729  | Ref. No. | 513185600<br>513856000<br>80004561 |  |
| description   | slide ring for wash arm ED ø 46mm ID ø 36mm thickness 18mm  |          |                                    |  |
| For models:   | MB630, MB630PS, MB9235, MB9240, MB930, MB930K, MB930PS, MB930T, MB9500, MB9501, MB9503, MB9510, MB9510R, MB9920, MB9920R, MGL500, MLP50, MLP56, MS1100E, MS1100T, MS1300E, MS1300T, MS351, MS353, MS400B, MS400E, MS400T, MS451, MS453, MS500B, MS500E, MS500PPB, MS500T, MS800B, MS800E, MS800T, MS900E, MS900T, MS905, MS9400, MS9401, MS9403, MS9451, MS9453 |          |                                    |  |

|   |   |          |           |  |
|---|---|----------|-----------|--|
|  | 1   |          |           |  |
| Part No.  | 504228  | Ref. No. | 513149900 |  |
| description   | Thumb screw thread M6 thread L 13mm ø 24mm H 4mm SS   |          |           |  |
| For models:   | MB235LI, MB240LI, MB510E, MB510ER, MB520, MB520K, MB530, MB530K, MB535, MB630, MB630PS, MB920E, MB920ER, MB930, MB930K, MB930PS, MB930T, MGL40, MLP50, MS1100, MS1100E, MS1300, MS1300E, MS900, MS900E, MS905 |          |           |  |

|  |   |          |                       |  |
|--|---|----------|-----------------------|--|
|  | 1   |          |                       |  |
| Part No.   | 504178  | Ref. No. | 513128800<br>80004075 |  |
| description  | wash arm bearing                                      |          |                       |  |
| For models:  | MLP140, MLP60, MLP60E, MLP70, MLP80, MS1100P, MS1300P |          |                       |  |

|  |   |          |           |  |
|--|---|----------|-----------|--|
|  | 1   |          |           |  |
| Part No.   | 504229  | Ref. No. | 513149700 |  |
| description  | washer ø 20mm H 3.5mm   |          |           |  |
| For models:  | MB235LI, MB240LI, MB510E, MB510ER, MB520, MB520K, MB530, MB530K, MB535, MB630, MB630PS, MB920E, MB920ER, MB930, MB930K, MB930PS, MB930T, MGL40, MLP50, MS1100, MS1100E, MS1300, MS1300E, MS900, MS900E, MS905 |          |           |  |


washing and rinsing systems (sorted by producer)

MACH


|   |   |          |                       |  |
|---|---|----------|-----------------------|--|
|  | 1   |          |                       |  |
| Part No.  | 504217  | Ref. No. | 600062600<br>80004997 |  |
| description   | wash and rinse arm wash arm L 340mm rinse arm L 340mm w. jets 5 r. jets 4 mounting ø 12/42mm mounting pos. lower complete |          |                       |  |
| For models:   | MB235LI, MB510E, MB510ER, MB520, MB520K, MB530, MB530K, MB535   |          |                       |  |


|  |  |          |                       |  |
|--|--|----------|-----------------------|--|
|  | 1  |          |                       |  |
| Part No.   | 504219   | Ref. No. | 600062500<br>80004951 |  |
| description  | wash and rinse arm wash arm L 420mm rinse arm L 420mm w. jets 6 r. jets 5 mounting ø 12/42mm mounting pos. lower 2 wash arms/ 2 rinse arms |          |                       |  |
| For models:  | MB240LI, MB630, MB630PS, MB920E, MB920ER, MB930, MB930K, MB930PS, MB930T, MGL40  |          |                       |  |





|   |  |                 |                        |
|---|--|-----------------|------------------------|
|  |  |                 |                        |
| 1   |  |                 |                        |
| <b>Part No.</b>   | 504216   | <b>Ref. No.</b> | 511009700<br>600063900 |
| <b>description</b>  | wash and rinse arm wash arm L 515mm rinse arm L 520mm w. jets 11 r. jets 6 mounting ø 12/61mm mounting pos. upper/lower complete |                 |                        |
| <b>For models:</b>  | MLP50, MS1100, MS1100E, MS1300, MS1300E, MS900, MS900E, MS905  |                 |                        |


|   |   |                 |           |
|---|---|-----------------|-----------|
|  |   |                 |           |
| 1   |   |                 |           |
| <b>Part No.</b>   | 517811  | <b>Ref. No.</b> | 600061800 |
| <b>description</b>  | wash arm L 520mm nozzles 11 mounting ø 18mm                             |                 |           |
| <b>For models:</b>  | MLP50, MLP56, MS1100E, MS1100T, MS1300E, MS1300T, MS900E, MS900T, MS905 |                 |           |


|  |  |                 |           |
|--|--|-----------------|-----------|
|  |  |                 |           |
| 1  |  |                 |           |
| <b>Part No.</b>  | 517720   | <b>Ref. No.</b> | 600062900 |
| <b>description</b>   | wash arm mounting pos. lower L 480mm nozzles 10  |                 |           |
| <b>For models:</b>   | MB9500, MB9501, MB9503, MGL500, MS351, MS353, MS400B, MS400E, MS400T, MS451, MS453, MS500B, MS500E, MS500T, MS800B, MS800E, MS800T, MS9400, MS9401, MS9403, MS9451, MS9453 |                 |           |


|   |  |                 |                       |
|---|--|-----------------|-----------------------|
|  |  |                 |                       |
| 1   |  |                 |                       |
| <b>Part No.</b>   | 504079   | <b>Ref. No.</b> | 513002600<br>80002171 |
| <b>description</b>  | bearing  |                 |                       |
| <b>For models:</b>  | GL220, GL250, MB235LI, MB240LI, MB510E, MB510ER, MB520, MB520K, MB530, MB530K, MB535, MB630, MB630PS, MB920E, MB920ER, MB930, MB930K, MGL40, MLP140, MLP60, MLP60E, MLP70, MLP80, MS1100, MS1300, MS350, MS350PS, MS450, MS450E, MS450PS, MS700, MS700E, MS900 |                 |                       |



|   |  |                 |                       |
|---|--|-----------------|-----------------------|
|  |  |                 |                       |
| 1   |  |                 |                       |
| <b>Part No.</b>   | 504066   | <b>Ref. No.</b> | 513061800<br>80001933 |
| <b>description</b>  | connector holder   |                 |                       |
| <b>For models:</b>  | GL220, GL250, MB235LI, MB240LI, MB510E, MB510ER, MB520, MB520K, MB530, MB530K, MB535, MB630, MB630PS, MB920E, MB920ER, MB930, MB930K, MB930PS, MB930T, MGL40, MLP50, MS1100, MS1100E, MS1300, MS1300E, MS350, MS350PS, MS350TRI, MS450, MS450E, MS450PS, MS700, MS700E, MS900, MS900E, MS905 |                 |                       |

|   |  |                 |                       |
|---|--|-----------------|-----------------------|
|  |  |                 |                       |
| 1   |  |                 |                       |
| <b>Part No.</b>   | 504080   | <b>Ref. No.</b> | 513002700<br>80002173 |
| <b>description</b>  | end cap  |                 |                       |
| <b>For models:</b>  | GL220, GL250, MB235LI, MB240LI, MB510E, MB510ER, MB520, MB520K, MB530, MB530K, MB535, MB630, MB920E, MB930, MB930K, MGL40, MLP140, MLP60, MLP60E, MLP70, MLP80, MS1100, MS1300, MS350, MS350PS, MS450, MS450E, MS450PS, MS700, MS700E, MS900 |                 |                       |


|   |   |                 |                                   |
|---|---|-----------------|-----------------------------------|
|  |   |                 |                                   |
| 1   |   |                 |                                   |
| <b>Part No.</b>   | 504203  | <b>Ref. No.</b> | 513159700<br>51359700<br>80004323 |
| <b>description</b>  | end cap   |                 |                                   |
| <b>For models:</b>  | GL220, GL250, MB235LI, MB240LI, MB510E, MB510ER, MB520, MB520K, MB530, MB530K, MB535, MB630, MB920E, MB920ER, MB930, MB930K, MB930T, MGL40, MGL500, MLP140, MLP50, MLP60, MLP60E, MLP70, MLP80, MS1100, MS1100E, MS1100P, MS1300, MS1300E, MS1300P, MS350, MS350TRI, MS351, MS353, MS400B, MS400E, MS400T, MS450, MS450E, MS451, MS453, MS500B, MS500E, MS500PPB, MS500T, MS700, MS700E, MS800B, MS800T...(Other models you can see in the webshop) |                 |                                   |



|   |   |                 |                       |
|---|---|-----------------|-----------------------|
|  |   |                 |                       |
| 1   |   |                 |                       |
| <b>Part No.</b>   | 504798  | <b>Ref. No.</b> | 513202900<br>80004953 |
| <b>description</b>  | end cap H 7mm thread L 2.5mm ø 55mm   |                 |                       |
| <b>For models:</b>  | MB235LI, MB240LI, MB510E, MB510ER, MB520, MB520K, MB530, MB530K, MB535, MB630, MB630PS, MB920E, MB920ER, MB9235, MB9240, MB930, MB930K, MB930PS, MB930T, MB9500, MB9501, MB9503, MB9510, MB9510R, MB9920, MB9920R, MGL40, MGL500, MLP140, MLP50, MLP56, MLP60, MLP60E, MLP70, MLP80, MS1100, MS1100E, MS1100P, MS1100T, MS1300, MS1300E, MS1300P, MS1300T, MS351, MS353, MS400B, MS400E, MS400T, MS451, MS453...(Other models you can see in the webshop) |                 |                       |

|   |   |                 |                       |
|---|---|-----------------|-----------------------|
|  |   |                 |                       |
| 1   |   |                 |                       |
| <b>Part No.</b>   | 504204  | <b>Ref. No.</b> | 513159800<br>80004325 |
| <b>description</b>  | nozzle holder   |                 |                       |
| <b>For models:</b>  | GL220, GL250, MB235LI, MB240LI, MB510E, MB510ER, MB520, MB520K, MB530, MB530K, MB535, MB630, MB920E, MB920ER, MB930, MB930K, MB930T, MGL40, MGL500, MLP140, MLP50, MLP60, MLP60E, MLP70, MLP80, MS1100, MS1100E, MS1100P, MS1300, MS1300E, MS1300P, MS350, MS350TRI, MS351, MS353, MS400B, MS400E, MS400T, MS450, MS450E, MS451, MS453, MS500B, MS500E, MS500PPB, MS500T, MS700, MS700E, MS800B, MS800T...(Other models you can see in the webshop) |                 |                       |

|   |  |                 |                       |
|---|--|-----------------|-----------------------|
|  |  |                 |                       |
| 1   |  |                 |                       |
| <b>Part No.</b>   | 504013   | <b>Ref. No.</b> | 513001300<br>80001089 |
| <b>description</b>  | nozzle holder with O-ring  |                 |                       |
| <b>For models:</b>  | GL220, GL250, MB235LI, MB240LI, MB510E, MB510ER, MB520, MB520K, MB530, MB530K, MB535, MB630, MB920E, MB930, MB930K, MGL40, MLP140, MLP60, MLP60E, MLP70, MLP80, MS1100, MS1300, MS350, MS350PS, MS450, MS450E, MS450PS, MS700, MS700E, MS900 |                 |                       |
| <b>accessories for</b>  | 504013   |                 |                       |
|   |   | <b>Part No.</b> | 528815                |
|   |  | <b>Ref. No.</b> | —                     |
|   | O-ring EPDM thickness 1.78mm ID ø 3.69mm Qty 1 pcs   |                 |                       |





|   |  |                 |                       |
|---|--|-----------------|-----------------------|
|  |  |                 |                       |
| <b>Part No.</b>   | 504015   | <b>Ref. No.</b> | 513001200<br>80001093 |
| <b>description</b>  | rinse jet  |                 |                       |
| <b>For models:</b>  | GL220, GL250, MB235LI, MB240LI, MB510E, MB510ER, MB520, MB520K, MB530, MB530K, MB535, MB630, MB920E, MB930, MB930K, MGL40, MLP140, MLP60, MLP60E, MLP70, MLP80, MS1100, MS1300, MS350, MS350PS, MS450, MS450E, MS450PS, MS700, MS700E, MS900 |                 |                       |






|   |   |                 |                                   |
|---|---|-----------------|-----------------------------------|
|  |   |                 |                                   |
| <b>Part No.</b>   | 504205  | <b>Ref. No.</b> | 513159600<br>51359800<br>80004327 |
| <b>description</b>  | rinse jet   |                 |                                   |
| <b>For models:</b>  | GL220, GL250, MB235LI, MB240LI, MB510E, MB510ER, MB520, MB520K, MB530, MB530K, MB535, MB630, MB920E, MB920ER, MB930, MB930K, MB930T, MGL40, MGL500, MLP140, MLP50, MLP60, MLP60E, MLP70, MLP80, MS1100, MS1100E, MS1100P, MS1300, MS1300E, MS1300P, MS350, MS350TRI, MS351, MS353, MS400B, MS400E, MS400T, MS450, MS450E, MS451, MS453, MS500B, MS500E, MS500PPB, MS500T, MS700, MS700E, MS800B, MS800T...(Other models you can see in the webshop) |                 |                                   |
| <b>accessories for</b>  | 504205  |                 |                                   |
|  |   |                 |                                   |
| <b>Part No.</b>   | 504204  | <b>Ref. No.</b> | 513159800<br>80004325             |
| nozzle holder   |   |                 |                                   |

|  |                  |                 |                       |
|--|------------------|-----------------|-----------------------|
|  |                  |                 |                       |
| <b>Part No.</b>  | 504151           | <b>Ref. No.</b> | 511048700<br>80003855 |
| <b>description</b>   | wash arm L 240mm |                 |                       |
| <b>For models:</b>   | MLP60, MLP60E    |                 |                       |


|   |                                     |                 |                       |
|---|-------------------------------------|-----------------|-----------------------|
|  |                                     |                 |                       |
| <b>Part No.</b>   | 504167                              | <b>Ref. No.</b> | 511040200<br>80004003 |
| <b>description</b>  | wash arm L 270mm                    |                 |                       |
| <b>For models:</b>  | MLP140, MLP60, MLP60E, MLP70, MLP80 |                 |                       |


|  |                  |                 |                       |
|--|------------------|-----------------|-----------------------|
|  |                  |                 |                       |
| <b>Part No.</b>  | 504145           | <b>Ref. No.</b> | 511047000<br>80003825 |
| <b>description</b>   | wash arm L 300mm |                 |                       |
| <b>For models:</b>   | MLP70, MLP80     |                 |                       |



|   |   |                 |                       |
|---|---|-----------------|-----------------------|
|  |   |                 |                       |
| <b>Part No.</b>   | 504166  | <b>Ref. No.</b> | 511040100<br>80004001 |
| <b>description</b>  | wash arm boss   |                 |                       |
| <b>For models:</b>  | MLP140, MLP60, MLP60E, MLP70, MLP80, MS1100P, MS1300P |                 |                       |

|   |   |                 |                                    |
|---|---|-----------------|------------------------------------|
|  |   |                 |                                    |
| <b>Part No.</b>   | 504093  | <b>Ref. No.</b> | 511029500<br>80002269              |
| <b>description</b>  | rinse arm mounting pos. lower L 220mm nozzles 4 mounting ø 12mm |                 |                                    |
| <b>For models:</b>  | MB630   |                 |                                    |
| <b>accessories for</b>  | 504093  |                 |                                    |
|  |   |                 |                                    |
| <b>Part No.</b>   | 101248  | <b>Ref. No.</b> | 502009100<br>80001071              |
| olive for pipe ø 12mm Qty 1 pcs suitable for PEL                                    |   |                 |                                    |
|  |   |                 |                                    |
| <b>Part No.</b>   | 504007  | <b>Ref. No.</b> | 513000500<br>80001069              |
| nut   |   |                 |                                    |
|  |   |                 |                                    |
| <b>Part No.</b>   | 504050  | <b>Ref. No.</b> | 513000200<br>80001647              |
| nut thread M20x1.5  |   |                 |                                    |
|  |   |                 |                                    |
| <b>Part No.</b>   | 504081  | <b>Ref. No.</b> | 512006500<br>512045300<br>80002189 |
| flat gasket FIBER ED ø 28mm ID ø 20mm thickness 2mm Qty 1 pcs                       |   |                 |                                    |
|  |   |                 |                                    |
| <b>Part No.</b>   | 504092  | <b>Ref. No.</b> | 511029600<br>513211900<br>80002267 |
| rinse arm support mounting pos. upper   |   |                 |                                    |
|  |   |                 |                                    |
| <b>Part No.</b>   | 504204  | <b>Ref. No.</b> | 513159800<br>80004325              |
| nozzle holder   |   |                 |                                    |
|  |   |                 |                                    |
| <b>Part No.</b>   | 504205  | <b>Ref. No.</b> | 513159600<br>51359800<br>80004327  |
| rinse jet   |   |                 |                                    |





|   |   |                 |                                   |
|---|---|-----------------|-----------------------------------|
| 1  |   |                 |                                   |
| <b>Part No.</b>   | 504203  | <b>Ref. No.</b> | 513159700<br>51359700<br>80004323 |
| <b>description</b>  | end cap   |                 |                                   |
| <b>For models:</b>  | GL220, GL250, MB235LI, MB240LI, MB510E, MB510ER, MB520, MB520K, MB530, MB530K, MB535, MB630, MB920E, MB920ER, MB930, MB930K, MB930T, MGL40, MGL500, MLP140, MLP50, MLP60, MLP60E, MLP70, MLP80, MS1100, MS1100E, MS1100P, MS1300, MS1300E, MS1300P, MS350, MS350TRI, MS351, MS353, MS400B, MS400E, MS400T, MS450, MS450E, MS451, MS453, MS500B, MS500E, MS500PPB, MS500T, MS700, MS700E, MS800B, MS800T...(Other models you can see in the webshop) |                 |                                   |


|   |   |                 |                       |
|---|---|-----------------|-----------------------|
| 1  |   |                 |                       |
| <b>Part No.</b>   | 504204  | <b>Ref. No.</b> | 513159800<br>80004325 |
| <b>description</b>  | nozzle holder   |                 |                       |
| <b>For models:</b>  | GL220, GL250, MB235LI, MB240LI, MB510E, MB510ER, MB520, MB520K, MB530, MB530K, MB535, MB630, MB920E, MB920ER, MB930, MB930K, MB930T, MGL40, MGL500, MLP140, MLP50, MLP60, MLP60E, MLP70, MLP80, MS1100, MS1100E, MS1100P, MS1300, MS1300E, MS1300P, MS350, MS350TRI, MS351, MS353, MS400B, MS400E, MS400T, MS450, MS450E, MS451, MS453, MS500B, MS500E, MS500PPB, MS500T, MS700, MS700E, MS800B, MS800T...(Other models you can see in the webshop) |                 |                       |


|   |   |                 |                                   |
|---|---|-----------------|-----------------------------------|
| 1  |   |                 |                                   |
| <b>Part No.</b>   | 504205  | <b>Ref. No.</b> | 513159600<br>51359800<br>80004327 |
| <b>description</b>  | rinse jet   |                 |                                   |
| <b>For models:</b>  | GL220, GL250, MB235LI, MB240LI, MB510E, MB510ER, MB520, MB520K, MB530, MB530K, MB535, MB630, MB920E, MB920ER, MB930, MB930K, MB930T, MGL40, MGL500, MLP140, MLP50, MLP60, MLP60E, MLP70, MLP80, MS1100, MS1100E, MS1100P, MS1300, MS1300E, MS1300P, MS350, MS350TRI, MS351, MS353, MS400B, MS400E, MS400T, MS450, MS450E, MS451, MS453, MS500B, MS500E, MS500PPB, MS500T, MS700, MS700E, MS800B, MS800T...(Other models you can see in the webshop) |                 |                                   |
| <b>accessories for</b>  | 504205  |                 |                                   |
|  | <b>Part No.</b>   | 504204          | <b>Ref. No.</b>                   |
|   |   |                 | 513159800<br>80004325             |
|   | nozzle holder   |                 |                                   |

|   |   |                 |           |
|---|---|-----------------|-----------|
| 1  |   |                 |           |
| <b>Part No.</b>   | 504373  | <b>Ref. No.</b> | 600062700 |
| <b>description</b>  | rinse arm L 340mm nozzles 4 mounting ø 15mm mounting pos. upper/lower             |                 |           |
| <b>For models:</b>  | MB235LI, MB9235, MB930, MB930K, MB930PS, MB930T, MB9510, MB9510R, MB9920, MB9920R |                 |           |

|  |  |                 |           |
|--|--|-----------------|-----------|
| 1  |  |                 |           |
| <b>Part No.</b>  | 504860   | <b>Ref. No.</b> | 600064400 |
| <b>description</b>   | rinse arm L 557mm nozzles 7 mounting ø 15mm      |                 |           |
| <b>For models:</b>   | MLP50, MLP56, MS1100P, MS1300E, MS1300P, MS1300T |                 |           |

|  |   |                 |           |
|--|---|-----------------|-----------|
| 1  |   |                 |           |
| <b>Part No.</b>  | 504233  | <b>Ref. No.</b> | 600064100 |
| <b>description</b>   | rinse arm L 580mm nozzles 7 mounting ø 15mm mounting pos. upper/lower |                 |           |
| <b>For models:</b>   | MLP60, MLP60E   |                 |           |

|   |   |                 |           |
|---|---|-----------------|-----------|
| 1  |   |                 |           |
| <b>Part No.</b>   | 504234  | <b>Ref. No.</b> | 600064200 |
| <b>description</b>  | rinse arm L 633mm nozzles 8 mounting ø 15mm mounting pos. upper/lower |                 |           |
| <b>For models:</b>  | MLP140, MLP70, MLP80  |                 |           |

|  |   |                 |                                    |
|--|---|-----------------|------------------------------------|
| 1  |   |                 |                                    |
| <b>Part No.</b>  | 517721  | <b>Ref. No.</b> | 511060900<br>511069900<br>80004555 |
| <b>description</b>   | rinse arm mounting pos. upper/lower L 480mm nozzles 6 mounting ø 11mm   |                 |                                    |
| <b>For models:</b>   | MB9500, MB9501, MB9503, MGL500, MS1100E, MS1100T, MS351, MS353, MS400B, MS400E, MS400T, MS451, MS453, MS500B, MS500E, MS500PPB, MS500T, MS800B, MS800E, MS800T, MS900E, MS900T, MS905, MS9400, MS9401, MS9403, MS9451, MS9453 |                 |                                    |



|                    |   |                 |           |
|--------------------|---|-----------------|-----------|
|                    |   |                 |           |
| 1                  |   |                 |           |
| <b>Part No.</b>    | 504374  | <b>Ref. No.</b> | 511028100 |
| <b>description</b> | rinse arm mounting pos. lower L 235mm nozzles 4 mounting ø 12mm thread 3/8" |                 |           |
| <b>For models:</b> | MB520, MB520K   |                 |           |

|                    |   |                 |                                   |
|--------------------|---|-----------------|-----------------------------------|
|                    |   |                 |                                   |
| 1                  |   |                 |                                   |
| <b>Part No.</b>    | 504203  | <b>Ref. No.</b> | 513159700<br>51359700<br>80004323 |
| <b>description</b> | end cap   |                 |                                   |
| <b>For models:</b> | GL220, GL250, MB235LI, MB240LI, MB510E, MB510ER, MB520, MB520K, MB530, MB530K, MB535, MB630, MB920E, MB920ER, MB930, MB930K, MB930T, MGL40, MGL500, MLP140, MLP50, MLP60, MLP60E, MLP70, MLP80, MS1100, MS1100E, MS1100P, MS1300, MS1300E, MS1300P, MS350, MS350TRI, MS351, MS353, MS400B, MS400E, MS400T, MS450, MS450E, MS451, MS453, MS500B, MS500E, MS500PPB, MS500T, MS700, MS700E, MS800B, MS800T...(Other models you can see in the webshop) |                 |                                   |

|                        |   |  |                                       |
|------------------------|---|--|---------------------------------------|
|                        |   |  |                                       |
| 1                      |   |  |                                       |
| <b>Part No.</b>        | 504075  | <b>Ref. No.</b>  | 511028000<br>80002015                 |
| <b>description</b>     | wash arm H 70mm L 200mm nozzles 3 mounting pos. lower |  |                                       |
| <b>For models:</b>     | MB520, MB520K, MB530K, MB630                          |  |                                       |
| <b>accessories for</b> | 504075  |  |                                       |
|                        | <b>Part No.</b>                                       | 504018   | <b>Ref. No.</b> 512021800<br>80001159 |
|                        | <b>description</b>                                    | gasket for wash arm support ø 60/101mm rubber thickness 2mm with 3 screw holes |                                       |
|                        | <b>Part No.</b>                                       | 504048   | <b>Ref. No.</b> 513077800<br>80001597 |
|                        | <b>description</b>                                    | wash jet   |                                       |
|                        | <b>Part No.</b>                                       | 504049   | <b>Ref. No.</b> 513077700<br>80001599 |
|                        | <b>description</b>                                    | swirl  |                                       |


|                    |                                       |                 |                       |
|--------------------|---------------------------------------|-----------------|-----------------------|
|                    |                                       |                 |                       |
| 1                  |                                       |                 |                       |
| <b>Part No.</b>    | 504049                                | <b>Ref. No.</b> | 513077700<br>80001599 |
| <b>description</b> | swirl                                 |                 |                       |
| <b>For models:</b> | MB520, MB520K, MB530K, MB630, MB630PS |                 |                       |

|                        |                                       |                 |                                       |
|------------------------|---------------------------------------|-----------------|---------------------------------------|
|                        |                                       |                 |                                       |
| 1                      |                                       |                 |                                       |
| <b>Part No.</b>        | 504048                                | <b>Ref. No.</b> | 513077800<br>80001597                 |
| <b>description</b>     | wash jet                              |                 |                                       |
| <b>For models:</b>     | MB520, MB520K, MB530K, MB630, MB630PS |                 |                                       |
| <b>accessories for</b> | 504048                                |                 |                                       |
|                        | <b>Part No.</b>                       | 504049          | <b>Ref. No.</b> 513077700<br>80001599 |
|                        | <b>description</b>                    | swirl           |                                       |

|                    |  |                 |                       |
|--------------------|--|-----------------|-----------------------|
|                    |  |                 |                       |
| 1                  |  |                 |                       |
| <b>Part No.</b>    | 512481   | <b>Ref. No.</b> | 513186200<br>80004571 |
| <b>description</b> | knurled nut for wash arm mounting pos. upper/lower thread M18x1 ø 34mm H 8mm stainless steel   |                 |                       |
| <b>For models:</b> | MB235LI, MB240LI, MB630, MB630PS, MB9235, MB9240, MB930, MB930K, MB930PS, MB930T, MB9500, MB9501, MB9503, MB9510, MB9510R, MB9920, MB9920R, MGL500, MLP140, MLP50, MLP56, MLP60, MLP60E, MLP70, MLP80, MS1100E, MS1100P, MS1100T, MS1300E, MS1300P, MS1300T, MS351, MS353, MS400B, MS400E, MS400T, MS451, MS453, MS500B, MS500E, MS500PPB, MS500T, MS800B, MS800E, MS800T, MS900E, MS900T, MS905, MS9400, MS9401...(Other models you can see in the webshop) |                 |                       |


|                    |   |                 |                       |
|--------------------|---|-----------------|-----------------------|
|                    |   |                 |                       |
| 1                  |   |                 |                       |
| <b>Part No.</b>    | 504859  | <b>Ref. No.</b> | 513186900<br>80004565 |
| <b>description</b> | flange wash arm ø 43mm H 3mm  |                 |                       |
| <b>For models:</b> | MB630, MB630PS, MB930, MB930K, MB930PS, MB930T, MB9500, MB9501, MB9503, MB9510, MB9510R, MB9920, MB9920R, MGL500, MLP50, MLP56, MS1100E, MS1100T, MS1300E, MS1300T, MS351, MS353, MS400B, MS400E, MS400T, MS451, MS453, MS500B, MS500E, MS500PPB, MS500T, MS800B, MS800E, MS800T, MS900E, MS900T, MS905, MS9400, MS9401, MS9403, MS9451, MS9453 |                 |                       |

|                    |                                      |                 |                       |
|--------------------|--------------------------------------|-----------------|-----------------------|
|                    |                                      |                 |                       |
| 1                  |                                      |                 |                       |
| <b>Part No.</b>    | 504136                               | <b>Ref. No.</b> | 511042500<br>80002945 |
| <b>description</b> | wash arm support mounting pos. lower |                 |                       |
| <b>For models:</b> | MB930, MB930K, MB930T, MGL40         |                 |                       |


1

|                    |                                      |                 |                       |
|--------------------|--------------------------------------|-----------------|-----------------------|
| <b>Part No.</b>    | 504143                               | <b>Ref. No.</b> | 511038500<br>80003821 |
| <b>description</b> | wash arm support mounting pos. lower |                 |                       |
| <b>For models:</b> | MLP140, MLP60, MLP60E, MLP70, MLP80  |                 |                       |




1

|                    |  |                 |                       |
|--------------------|--|-----------------|-----------------------|
| <b>Part No.</b>    | 504089   | <b>Ref. No.</b> | 511027900<br>80002241 |
| <b>description</b> | wash arm support mounting pos. upper   |                 |                       |
| <b>For models:</b> | GL250, MB510E, MB510ER, MB630, MB920E, MB920ER, MB930, MB930K, MB930T, MGL40 |                 |                       |




1

|                    |                                      |                 |                       |
|--------------------|--------------------------------------|-----------------|-----------------------|
| <b>Part No.</b>    | 504142                               | <b>Ref. No.</b> | 511046600<br>80003819 |
| <b>description</b> | wash arm support mounting pos. upper |                 |                       |
| <b>For models:</b> | MLP140, MLP70, MLP80                 |                 |                       |








1

|                    |  |                 |                       |
|--------------------|--|-----------------|-----------------------|
| <b>Part No.</b>    | 504035                                     | <b>Ref. No.</b> | 511004600<br>80001395 |
| <b>description</b> | wash arm support mounting pos. upper/lower |                 |                       |
| <b>For models:</b> | MS1300, MS1300E                            |                 |                       |




1

|   |  |                 |                       |                       |
|---|--|-----------------|-----------------------|-----------------------|
| <b>Part No.</b>   | 504053   | <b>Ref. No.</b> | 511011300<br>80001687 |                       |
| <b>description</b>  | wash arm support mounting pos. upper/lower   |                 |                       |                       |
| <b>For models:</b>  | MS700, MS700E  |                 |                       |                       |
| <b>accessories for</b>  | 504053   |                 |                       |                       |
|  | <b>Part No.</b>  | 101248          | <b>Ref. No.</b>       | 502009100<br>80001071 |
|   | olive for pipe $\varnothing$ 12mm Qty 1 pcs suitable for PEL                               |                 |                       |                       |
|  | <b>Part No.</b>  | 504007          | <b>Ref. No.</b>       | 513000500<br>80001069 |
|   | nut  |                 |                       |                       |
|  | <b>Part No.</b>  | 504009          | <b>Ref. No.</b>       | 513001800<br>80001075 |
|   | rinse arm shaft  |                 |                       |                       |
|  | <b>Part No.</b>  | 504018          | <b>Ref. No.</b>       | 512021800<br>80001159 |
|   | gasket for wash arm support $\varnothing$ 60/101mm rubber thickness 2mm with 3 screw holes |                 |                       |                       |








1

|                    |  |                 |                       |
|--------------------|--|-----------------|-----------------------|
| <b>Part No.</b>    | 504058                                     | <b>Ref. No.</b> | 511014900<br>80001761 |
| <b>description</b> | wash arm support mounting pos. upper/lower |                 |                       |
| <b>For models:</b> | MS1100, MS1100E, MS900, MS900E, MS905      |                 |                       |



1

|   |  |                 |                       |                       |
|---|--|-----------------|-----------------------|-----------------------|
| <b>Part No.</b>   | 504096   | <b>Ref. No.</b> | 511030600<br>80002333 |                       |
| <b>description</b>  | wash arm support mounting pos. upper/lower   |                 |                       |                       |
| <b>For models:</b>  | MS350, MS350PS, MS350TRI   |                 |                       |                       |
| <b>accessories for</b>  | 504096   |                 |                       |                       |
|    | <b>Part No.</b>  | 101248          | <b>Ref. No.</b>       | 502009100<br>80001071 |
|   | olive for pipe $\varnothing$ 12mm Qty 1 pcs suitable for PEL                               |                 |                       |                       |
|    | <b>Part No.</b>  | 504007          | <b>Ref. No.</b>       | 513000500<br>80001069 |
|   | nut  |                 |                       |                       |
|   | <b>Part No.</b>  | 504009          | <b>Ref. No.</b>       | 513001800<br>80001075 |
|   | rinse arm shaft  |                 |                       |                       |
|  | <b>Part No.</b>  | 504018          | <b>Ref. No.</b>       | 512021800<br>80001159 |
|   | gasket for wash arm support $\varnothing$ 60/101mm rubber thickness 2mm with 3 screw holes |                 |                       |                       |
|  | <b>Part No.</b>  | 504097          | <b>Ref. No.</b>       | 513099600<br>80002335 |
|   | screw connection   |                 |                       |                       |
|  | <b>Part No.</b>  | 504121          | <b>Ref. No.</b>       | 511038000<br>80002549 |
|   | rinse arm shaft  |                 |                       |                       |





1


|                    |  |                 |                       |
|--------------------|--|-----------------|-----------------------|
| <b>Part No.</b>    | 504018   | <b>Ref. No.</b> | 512021800<br>80001159 |
| <b>description</b> | gasket for wash arm support $\varnothing$ 60/101mm rubber thickness 2mm with 3 screw holes   |                 |                       |
| <b>For models:</b> | MLP140, MLP60, MLP60E, MLP70, MLP80, MS1100, MS1100E, MS1100P, MS1100T, MS1300, MS1300E, MS1300P, MS1300T, MS350, MS350PS, MS350TRI, MS450, MS450E, MS450PS, MS700, MS700E, MS900, MS900E, MS900T, MS905 |                 |                       |








|   |  |                 |                       |
|---|--|-----------------|-----------------------|
| rinse arm shafts  |  |                 |                       |
|  |  |                 |                       |
| 1   |  |                 |                       |
| <b>Part No.</b>   | 504009   | <b>Ref. No.</b> | 513001800<br>80001075 |
| <b>description</b>  | rinse arm shaft  |                 |                       |
| <b>For models:</b>  | GL250, MB235LI, MB240LI, MB510E, MB510ER, MB520, MB520K, MB530, MB530K, MB535, MB630, MB630PS, MB920E, MB920ER, MB930, MB930K, MB930PS, MB930T, MGL40, MS1100, MS1100E, MS1300, MS1300E, MS350, MS350PS, MS350TRI, MS450, MS450E, MS450PS, MS700, MS700E, MS900, MS900E, MS905 |                 |                       |

|   |                          |                 |                       |
|---|--------------------------|-----------------|-----------------------|
|  |                          |                 |                       |
| 1   |                          |                 |                       |
| <b>Part No.</b>   | 504121                   | <b>Ref. No.</b> | 511038000<br>80002549 |
| <b>description</b>  | rinse arm shaft          |                 |                       |
| <b>For models:</b>  | MS350, MS350PS, MS350TRI |                 |                       |

|  |                                     |                 |                       |
|--|-------------------------------------|-----------------|-----------------------|
|  |                                     |                 |                       |
| 1  |                                     |                 |                       |
| <b>Part No.</b>  | 504176                              | <b>Ref. No.</b> | 513128600<br>80004071 |
| <b>description</b>   | rinse arm shaft                     |                 |                       |
| <b>For models:</b>   | MLP140, MLP60, MLP60E, MLP70, MLP80 |                 |                       |


|   |   |                 |                       |
|---|---|-----------------|-----------------------|
|  |   |                 |                       |
| 1   |   |                 |                       |
| <b>Part No.</b>   | 504194  | <b>Ref. No.</b> | 511045700<br>80004249 |
| <b>description</b>  | rinse arm shaft   |                 |                       |
| <b>For models:</b>  | GL220, GL250, MB235LI, MB240LI, MB510E, MB510ER, MB530, MB530K, MB535, MB920E, MB920ER, MB930, MB930K, MB930PS, MB930T, MGL40, MS1100, MS1100E, MS1300, MS1300E, MS900, MS900E, MS905 |                 |                       |

|   |                                     |                 |           |
|---|-------------------------------------|-----------------|-----------|
|  |                                     |                 |           |
| 1   |                                     |                 |           |
| <b>Part No.</b>   | 504235                              | <b>Ref. No.</b> | 513219300 |
| <b>description</b>  | rinse arm shaft ø 18mm              |                 |           |
| <b>For models:</b>  | MLP140, MLP60, MLP60E, MLP70, MLP80 |                 |           |

|   |   |                 |                                   |
|---|---|-----------------|-----------------------------------|
|  |   |                 |                                   |
| 1   |   |                 |                                   |
| <b>Part No.</b>   | 503185  | <b>Ref. No.</b> | 513186000<br>51386000<br>80004569 |
| <b>description</b>  | rinse arm shaft total length 36mm ED ø 18mm   |                 |                                   |
| <b>For models:</b>  | MB630, MB630PS, MB9235, MB9240, MB930, MB930K, MB930PS, MB930T, MB9500, MB9501, MB9503, MB9510, MB9510R, MB9920, MB9920R, MGL500, MLP50, MLP56, MS1100E, MS1100T, MS1300E, MS1300T, MS351, MS353, MS400B, MS400E, MS400T, MS451, MS453, MS500B, MS500E, MS500PPB, MS500T, MS800B, MS800E, MS800T, MS900E, MS900T, MS905, MS9400, MS9401, MS9403, MS9451, MS9453 |                 |                                   |


## knobs

### producer-specific knobs

|  |  |                 |                       |
|--|--|-----------------|-----------------------|
| MACH   |  |                 |                       |
|  |  |                 |                       |
| 1  |  |                 |                       |
| <b>Part No.</b>  | 110100   | <b>Ref. No.</b> | 500000300<br>80001175 |
| <b>description</b>   | knob thermostat t.max. 90°C 0-90°C ø 42mm shaft ø 6x4.6mm shaft flat -135° black   |                 |                       |
| <b>For models:</b>   | GL220, GL250, MB510E, MB520, MB520K, MB530, MB530K, MB535, MB630, MB920E, MB930, MB930K, MLP140, MLP60, MLP60E, MLP70, MLP80, MS1100, MS1300, MS350, MS350PS, MS450, MS450E, MS450PS, MS700, MS700E, MS900 |                 |                       |

## handles and hand wheels

### bracket handles

|  |                                     |                 |                       |
|--|-------------------------------------|-----------------|-----------------------|
|  |                                     |                 |                       |
| 1  |                                     |                 |                       |
| <b>Part No.</b>  | 504163                              | <b>Ref. No.</b> | 511039400<br>80003987 |
| <b>description</b>   | pull handle                         |                 |                       |
| <b>For models:</b>   | MLP140, MLP60, MLP60E, MLP70, MLP80 |                 |                       |




## gaskets

## O-rings


## EPDM

ø1.78mm




|                    |  |                 |                       |
|--------------------|--|-----------------|-----------------------|
| <b>Part No.</b>    | 505045   | <b>Ref. No.</b> | 512006600<br>80002387 |
| <b>description</b> | O-ring EPDM thickness 1.78mm ID ø 5.28mm Qty 1 pcs   |                 |                       |
| <b>For models:</b> | GL220, GL250, MB235LI, MB240LI, MB510E, MB510ER, MB520, MB520K, MB530, MB530K, MB535, MB630, MB920E, MB930, MB930K, MGL40, MLP140, MLP60, MLP60E, MLP70, MLP80, MS1100, MS1300, MS350, MS350PS, MS450, MS450E, MS450PS, MS700, MS700E, MS900 |                 |                       |

ø2.62mm

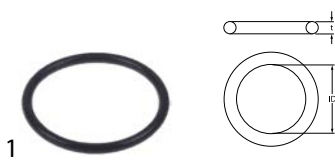


|                    |  |                 |                       |
|--------------------|--|-----------------|-----------------------|
| <b>Part No.</b>    | 528487   | <b>Ref. No.</b> | 512006400<br>80002429 |
| <b>description</b> | O-ring EPDM thickness 2.62mm ID ø 9.19mm Qty 1 pcs   |                 |                       |
| <b>For models:</b> | GL220, GL250, MB235LI, MB240LI, MB510E, MB510ER, MB520, MB520K, MB530, MB530K, MB535, MB630, MB920E, MB930, MB930K, MGL40, MLP140, MLP60, MLP60E, MLP70, MLP80, MS1100, MS1300, MS350, MS350PS, MS450, MS450E, MS450PS, MS700, MS700E, MS900 |                 |                       |

ø3.53mm



|                    |  |                 |                                    |
|--------------------|--|-----------------|------------------------------------|
| <b>Part No.</b>    | 510072   | <b>Ref. No.</b> | 512013100<br>513013100<br>80002243 |
| <b>description</b> | O-ring EPDM thickness 3.53mm ID ø 32.93mm Qty 1 pcs                          |                 |                                    |
| <b>For models:</b> | GL250, MB510E, MB510ER, MB630, MB920E, MB920ER, MB930, MB930K, MB930T, MGL40 |                 |                                    |



|                    |   |                 |                       |
|--------------------|---|-----------------|-----------------------|
| <b>Part No.</b>    | 519179  | <b>Ref. No.</b> | 512029500<br>80002557 |
| <b>description</b> | O-ring EPDM thickness 3.53mm ID ø 41.28mm Qty 1 pcs |                 |                       |
| <b>For models:</b> | MLP140, MLP70, MS350, MS350PS, MS350TRI             |                 |                       |

ø5.34mm



|                    |   |                 |                       |
|--------------------|---|-----------------|-----------------------|
| <b>Part No.</b>    | 532158  | <b>Ref. No.</b> | 512006800<br>80004231 |
| <b>description</b> | O-ring EPDM thickness 5.34mm ID ø 47mm Qty 10 pcs |                 |                       |

## sealing washers

## fibre gaskets



|                    |   |                 |                       |
|--------------------|---|-----------------|-----------------------|
| <b>Part No.</b>    | 504209  | <b>Ref. No.</b> | 512015300<br>80004347 |
| <b>description</b> | flat gasket FIBER ED ø 18.5mm ID ø 11mm thickness 2mm Qty 1 pcs   |                 |                       |
| <b>For models:</b> | GL220, GL250, MB520, MB520K, MB530, MB530K, MB535, MB630, MB930, MB930K, MB930T, MLP140, MLP50, MLP60, MLP60E, MLP70, MLP80, MS1100, MS1100E, MS1100P, MS1300, MS1300E, MS1300P, MS351, MS353, MS400B, MS400E, MS400T, MS451, MS453, MS500B, MS500E, MS500PPB, MS500T, MS800B, MS800E, MS800T, MS900, MS900E, MS905 |                 |                       |



|                    |   |                 |                       |
|--------------------|---|-----------------|-----------------------|
| <b>Part No.</b>    | 504020  | <b>Ref. No.</b> | 512006700<br>80001167 |
| <b>description</b> | flat gasket FIBER ED ø 24mm ID ø 17mm thickness 2mm Qty 1 pcs   |                 |                       |
| <b>For models:</b> | GL220, MB235LI, MB240LI, MB510E, MB510ER, MB520, MB520K, MB530, MB530K, MB535, MB920E, MB920ER, MGL40, MS1100, MS1300, MS350, MS350PS, MS350TRI, MS400T, MS450, MS450E, MS450PS, MS500PPB, MS500T, MS700, MS700E, MS900 |                 |                       |



|                    |   |                 |                                    |
|--------------------|---|-----------------|------------------------------------|
| <b>Part No.</b>    | 504081  | <b>Ref. No.</b> | 512006500<br>512045300<br>80002189 |
| <b>description</b> | flat gasket FIBER ED ø 28mm ID ø 20mm thickness 2mm Qty 1 pcs   |                 |                                    |
| <b>For models:</b> | MB235LI, MB240LI, MB630, MB630PS, MLP140, MLP60, MLP60E, MLP70, MLP80, MS1100, MS1100E, MS1100P, MS1300, MS1300E, MS1300P, MS450, MS450E, MS450PS, MS700, MS700E, MS900, MS900E |                 |                                    |



rubber gaskets

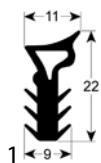


1

|                    |   |                 |           |
|--------------------|---|-----------------|-----------|
| <b>Part No.</b>    | 504014  | <b>Ref. No.</b> | 512021600 |
| <b>description</b> | flat gasket rubber ED ø 10mm ID ø 6.5mm thickness 1.5mm Qty 1 pcs |                 |           |

special gaskets

door seals for dishwashers



1

|                    |   |                 |                       |
|--------------------|---|-----------------|-----------------------|
| <b>Part No.</b>    | 518618  | <b>Ref. No.</b> | 512054900<br>80004513 |
| <b>description</b> | door seal L 600mm for dishwasher suitable for Mach  |                 |                       |
| <b>For models:</b> | MB235LI, MB240LI, MB510E, MB510ER, MB520, MB520K, MB530, MB530K, MB630, MB630PS, MB920E, MB920ER, MB9235, MB9240, MB930, MB930K, MB930PS, MB930T, MB9500, MB9501, MB9503, MB9510, MB9510R, MB9920, MB9920R, MGL40, MGL500, MLP50, MLP56, MS351, MS353, MS400B, MS400E, MS400T, MS451, MS453, MS500B, MS500E, MS500PPB, MS500T, MS800B, MS800E, MS800T, MS9400, MS9401, MS9403, MS9451, MS9453 |                 |                       |

gaskets for wash arm support



1

|                    |   |                 |                       |
|--------------------|---|-----------------|-----------------------|
| <b>Part No.</b>    | 504041  | <b>Ref. No.</b> | 512021700<br>80001485 |
| <b>description</b> | gasket D1 ø 50mm D2 ø 80mm thickness 3mm rubber with 3 screw holes equiv. no. 1485 suitable for Mach  |                 |                       |
| <b>For models:</b> | GL220, GL250, MB235LI, MB240LI, MB510E, MB510ER, MB520, MB520K, MB530, MB530K, MB535, MB630, MB630PS, MB920E, MB920ER, MB930, MB930K, MGL40 |                 |                       |

springs

torsion springs



1

|                    |   |                 |                       |
|--------------------|---|-----------------|-----------------------|
| <b>Part No.</b>    | 504002  | <b>Ref. No.</b> | 512006200<br>80001015 |
| <b>description</b> | torsion spring  |                 |                       |
| <b>For models:</b> | GL220, GL250, MB235LI, MB240LI, MB510E, MB510ER, MB520, MB520K, MB530, MB530K, MB535, MB630, MB630PS, MB920E, MB920ER, MB9235, MB9240, MB930, MB930K, MB930PS, MB930T, MB9500, MB9501, MB9503, MB9510, MB9510R, MB9920, MB9920R, MGL40, MGL500, MLP140, MLP50, MLP56, MLP60, MLP60E, MLP70, MLP80, MS350, MS350PS, MS350TRI, MS351, MS353, MS400B, MS400E, MS400T, MS450, MS450E, MS450PS, MS451, MS453...(Other models you can see in the webshop) |                 |                       |

spring compressors



1

|                    |  |                 |                       |
|--------------------|--|-----------------|-----------------------|
| <b>Part No.</b>    | 504033   | <b>Ref. No.</b> | 513003200<br>80001383 |
| <b>description</b> | spring compressor  |                 |                       |
| <b>For models:</b> | MS1100, MS1100E, MS1100P, MS1100T, MS1300, MS1300E, MS1300P, MS1300T, MS900, MS900E, MS900T, MS905 |                 |                       |

tension springs



1

|                    |  |                 |                       |
|--------------------|--|-----------------|-----------------------|
| <b>Part No.</b>    | 504030   | <b>Ref. No.</b> | 512006300<br>80001359 |
| <b>description</b> | tension spring ø 40mm total length 283mm wire gauge ø 5mm  |                 |                       |
| <b>For models:</b> | MS1100, MS1100E, MS1100P, MS1100T, MS1300, MS1300E, MS1300P, MS1300T, MS900, MS900E, MS900T, MS905 |                 |                       |



## dosing pumps

## peristaltic dosing pumps


## MICRODOS

built-in version

with frequency control




1

|  |   |                 |                 |   |
|--|---|-----------------|-----------------|---|
| <b>Part No.</b>  | 361803  | <b>Ref. No.</b> | 512072000       |   |
| <b>description</b>   | dosing pump MICRODOS frequency control 4l/h 230VAC detergent hose $\varnothing$ 4x6mm hose Santoprene suction level 1.5m type MP3-T |                 |                 |   |
| <b>For models:</b>   | MGL40, MGL500, MLP140, MLP50, MLP56, MLP60, MLP60E, MLP70, MLP80  |                 |                 |   |
| <b>spare parts for</b>   | 361803  |                 |                 |   |
|  | <b>Part No.</b>   | 361977          | <b>Ref. No.</b> | — |
|  | pump hose MICRODOS detergent ID $\varnothing$ 6.4mm ED $\varnothing$ 9.6mm hose $\varnothing$ 6mm hose type Santoprene              |                 |                 |   |

with time control



1

|  |  |                 |                 |   |
|--|--|-----------------|-----------------|---|
| <b>Part No.</b>  | 361915   | <b>Ref. No.</b> | 512072100       |   |
| <b>description</b>   | dosing pump MICRODOS time control 1l/h 230VAC rinse aid hose $\varnothing$ 4x6mm hose silicone suction level 1.5m type MP3-T CODE P09CA0301237 dosing time 1-25s |                 |                 |   |
| <b>For models:</b>   | MGL500, MLP50, MLP56, MS800B, MS800T   |                 |                 |   |
| <b>spare parts for</b>   | 361915   |                 |                 |   |
|  | <b>Part No.</b>  | 362022          | <b>Ref. No.</b> | — |
|  | pump hose MICRODOS with non-return valve hose $\varnothing$ 10mm hose length 110mm hose type silicone  |                 |                 |   |







## SEKO

wall-mounted version

with speed control



1

|   |  |                 |                       |           |
|---|--|-----------------|-----------------------|-----------|
| <b>Part No.</b>   | 361156 <sup>1</sup>  | <b>Ref. No.</b> | 512047200<br>80004167 |           |
| <b>description</b>  | dosing pump SEKO speed control 0.6-4l/h 230VAC detergent hose $\varnothing$ 4x6mm hose type K hose Santoprene suction level 1.5m type PR wall-mounted version dimensions 103x82x92mm |                 |                       |           |
| <b>For models:</b>  | MLP140, MS500PPB   |                 |                       |           |
| <b>spare parts for</b>  | 361156   |                 |                       |           |
|   | <b>Part No.</b>  | 361136          | <b>Ref. No.</b>       | —         |
|    | roller assembly for dosing pump hole $\varnothing$ 4.8x4mm   |                 |                       |           |
|   | <b>Part No.</b>  | 361815          | <b>Ref. No.</b>       | —         |
|    | pump hose detergent hose $\varnothing$ 6x10mm hose $\varnothing$ 4x6mm hose type K hose Santoprene type SEKO   |                 |                       |           |
| <b>accessories for</b>  | 361156   |                 |                       |           |
|   | <b>Part No.</b>  | 361142          | <b>Ref. No.</b>       | —         |
|  | mounting set detergent hose type 4x6mm hose length 2m PVC 2x hose/container filter/tank intake transparent   |                 |                       |           |
|   | <b>Part No.</b>  | 361891          | <b>Ref. No.</b>       | —         |
|  | mounting set detergent hose type 4x6mm hose length 2m PVC 2x hose/container filter/tank intake transparent   |                 |                       |           |
|   | <b>Part No.</b>  | 520090          | <b>Ref. No.</b>       | 512009100 |
|  | PVC hose ID $\varnothing$ 4mm ED $\varnothing$ 6mm L 2m thickness 1mm t.max. 60°C transparent  |                 |                       |           |
|   | <b>Part No.</b>  | 520091          | <b>Ref. No.</b>       | —         |
|  | nylon hose ID $\varnothing$ 4mm ED $\varnothing$ 6mm L 2m thickness 1mm operating p. 10bar burst p. 50bar t.max. 100°C transparent   |                 |                       |           |

<sup>1</sup>with accessories








built-in version

with frequency control




1

|   |   |                 |   |
|---|---|-----------------|---|
| <b>Part No.</b>   | 361215  | <b>Ref. No.</b> | 512060700<br>80002955<br>80004021<br>80004219 |
| <b>description</b>  | dosing pump SEKO frequency control 0.3-3.0l/h 230VAC detergent hose ø 4x6mm hose type K hose Santoprene suction level 1.5m type PBR protection IP55 dimensions 100x67x68mm power input 3.5W |                 |   |
| <b>For models:</b>  | MGL40, MGL500, MLP50, MLP60, MLP60E, MLP70, MLP80   |                 |   |
| <b>spare parts for</b>  | 361215  |                 |   |
|    | <b>Part No.</b>   | 361136          | <b>Ref. No.</b> —                             |
|   | roller assembly for dosing pump hole ø 4.8x4mm  |                 |   |
|    | <b>Part No.</b>   | 361226          | <b>Ref. No.</b> —                             |
|   | PCB L 59mm W 26mm electronic control  |                 |   |
| <b>accessories for</b>  | 361215  |                 |   |
|  | <b>Part No.</b>   | 361142          | <b>Ref. No.</b> —                             |
|   | mounting set detergent hose type 4x6mm hose length 2m PVC 2x hose/container filter/tank intake transparent  |                 |   |
|  | <b>Part No.</b>   | 520090          | <b>Ref. No.</b> 512009100                     |
|   | PVC hose ID ø 4mm ED ø 6mm L 2m thickness 1mm t.max. 60°C transparent   |                 |   |
|  | <b>Part No.</b>   | 520091          | <b>Ref. No.</b> —                             |
|   | nylon hose ID ø 4mm ED ø 6mm L 2m thickness 1mm operating p. 10bar burst p. 50bar t.max. 100°C transparent  |                 |   |



with time control



1

|   |   |                 |                               |
|---|---|-----------------|-------------------------------|
| <b>Part No.</b>   | 361250 <sup>1</sup>   | <b>Ref. No.</b> | 4233<br>512046900<br>80004233 |
| <b>description</b>  | dosing pump SEKO with single time control 0.7l/h 230VAC rinse aid hose ø 4x6mm hose type B hose Sekobril suction level 1.5m type PBM built-in version dosing time 1-20s |                 |                               |
| <b>For models:</b>  | MGL500, MS800B, MS800T  |                 |                               |
| <b>spare parts for</b>  | 361250  |                 |                               |
|  | <b>Part No.</b>   | 361136          | <b>Ref. No.</b> —             |
|   | roller assembly for dosing pump hole ø 4.8x4mm  |                 |                               |

<sup>1</sup>with accessories

|   |  |        |                   |
|---|--|--------|-------------------|
| <b>spare parts for</b>  | 361250   |        |                   |
|  | <b>Part No.</b>  | 361562 | <b>Ref. No.</b> — |
|   | pump cover for dosing pump yellow  |        |                   |
|  | <b>Part No.</b>  | 361882 | <b>Ref. No.</b> — |
|   | pump hose SEKO rinse aid hose ø 3x7.4mm hose length 135mm hose ø 6mm hose type B hose Sekobril |        |                   |

piston pumps

dosing pumps



1






|   |   |                 |                   |
|---|---|-----------------|-------------------|
| <b>Part No.</b>   | 361800  | <b>Ref. No.</b> | 512025600         |
| <b>description</b>  | dosing pump type EKP-R/E 230V detergent inlet 8x12mm outlet 8x12mm 60 strokes/min |                 |                   |
| <b>spare parts for</b>  | 361800  |                 |                   |
|    | <b>Part No.</b>   | 361047          | <b>Ref. No.</b> — |
|   | pressure/suction valve suitable for EKP-R L 38.7mm 3/8" WS 22                     |                 |                   |
|   | <b>Part No.</b>   | 361652          | <b>Ref. No.</b> — |
|   | union nut suitable for EKP-RT1: 3/8"  |                 |                   |
|  | <b>Part No.</b>   | 361653          | <b>Ref. No.</b> — |
|   | olive suitable for EKP-R  |                 |                   |
|  | <b>Part No.</b>   | 361654          | <b>Ref. No.</b> — |
|   | hose tail suitable for EKP-R  |                 |                   |
|  | <b>Part No.</b>   | 361655          | <b>Ref. No.</b> — |
|   | O-ring suitable for EKP-R   |                 |                   |
|  | <b>Part No.</b>   | 361857          | <b>Ref. No.</b> — |
|   | pump head type EKP-R for dosing pump plastic                                      |                 |                   |





with solenoid coil



1

|   |   |                 |                       |
|---|---|-----------------|-----------------------|
| <b>Part No.</b>   | 361013  | <b>Ref. No.</b> | 512021900<br>80001965 |
| <b>description</b>  | dosing pump inlet 4x6mm outlet 5mm 230V rinse aid duty cycle 25% type EKP-M 50Hz impulse 3imp/s   |                 |                       |
| <b>For models:</b>  | GL220, GL250, MB520, MB520K, MB530, MB530K, MB535, MB630, MB930, MB930K, MGL40, MLP50, MS1100, MS1100E, MS1100P, MS1300, MS1300E, MS1300P, MS350, MS350PS, MS350TRI, MS450, MS450E, MS450PS, MS700, MS700E, MS900, MS900E |                 |                       |
| <b>spare parts for</b>  | 361013  |                 |                       |
|    | <b>Part No.</b>   | 361482          | <b>Ref. No.</b> —     |
|   | solenoid coil 230VAC for type EKP-M   |                 |                       |
|    | <b>Part No.</b>   | 361811          | <b>Ref. No.</b> —     |
|   | hose connector for dosing pump hose ø 6.3mm T1: M12x1.5 chrome-plated brass   |                 |                       |
|    | <b>Part No.</b>   | 371090          | <b>Ref. No.</b> —     |
|   | power socket plug type DIN 43650A screw   |                 |                       |
| <b>accessories for</b>  | 361013  |                 |                       |
|   | <b>Part No.</b>   | 361366          | <b>Ref. No.</b> —     |
|   | PCB dishwasher 11F suitable for DB2 type DB2/EV1/EKP-M  |                 |                       |
|  | <b>Part No.</b>   | 361505          | <b>Ref. No.</b> —     |
|   | screw pipe fitting straight nickel-plated brass thread 3/8" IT hose ø 6x8mm   |                 |                       |


|   |  |        |                   |
|---|--|--------|-------------------|
| <b>spare parts for</b>  | 361003   |        |                   |
|  | <b>Part No.</b>  | 361188 | <b>Ref. No.</b> — |
|   | disc type DELTA  |        |                   |
|  | <b>Part No.</b>  | 361319 | <b>Ref. No.</b> — |
|   | flat gasket rubber ID ø 9mm ED ø 14.5mm thickness 1mm type DELTA |        |                   |

self-priming

LANG



1

|   |  |                 |                       |
|---|--|-----------------|-----------------------|
| <b>Part No.</b>   | 361817   | <b>Ref. No.</b> | 512005700<br>80001839 |
| <b>description</b>  | dosing pump type N6 membrane dosing pump rinse aid p min 0.5bar pressure connection ø straight, 4x6mm suction connection ø angled, 6mm LANG  |                 |                       |
| <b>For models:</b>  | GL220, GL250, MB235LI, MB240LI, MB510E, MB510ER, MB520, MB520K, MB530, MB530K, MB535, MB630, MB630PS, MB920E, MB920ER, MB9235, MB9240, MB930, MB930K, MB930PS, MB930T, MB9500, MB9501, MB9503, MB9510, MB9510R, MB9920, MB9920R, MGL40, MGL500, MS1100, MS1100E, MS1100P, MS1100T, MS1300, MS1300E, MS1300P, MS1300T, MS351, MS353, MS400B, MS400E, MS400T, MS451, MS453, MS500B, MS500E, MS500T, MS800E, MS900... (Other models you can see in the webshop) |                 |                       |
| <b>spare parts for</b>  | 361817   |                 |                       |
|  | <b>Part No.</b>  | 361886          | <b>Ref. No.</b> —     |
|   | non-return valve inletmm outletmm outlet ø 12.4mm L 12.7mm   |                 |                       |




membrane dosing pumps

electric dosing pumps

Delta





1

|   |   |                 |                   |
|---|---|-----------------|-------------------|
| <b>Part No.</b>   | 361003  | <b>Ref. No.</b> | 512033500         |
| <b>description</b>  | dosing pump 220V rinse aid duty cycle 25% type EL-1 valve lip valve |                 |                   |
| <b>spare parts for</b>  | 361003  |                 |                   |
|  | <b>Part No.</b>   | 361122          | <b>Ref. No.</b> — |
|   | lip valve type DELTA  |                 |                   |
|  | <b>Part No.</b>   | 361123          | <b>Ref. No.</b> — |
|   | membrane type DELTA   |                 |                   |
|  | <b>Part No.</b>   | 361169          | <b>Ref. No.</b> — |
|   | hose connector type DELTA   |                 |                   |

various



1







|   |  |                 |                           |
|---|--|-----------------|---------------------------|
| <b>Part No.</b>   | 361015   | <b>Ref. No.</b> | 80002787                  |
| <b>description</b>  | dosing pump membrane dosing pump rinse aid inlet 6x8mm outlet 4x6mm pressure connection ø 4x6mm suction connection ø 6x8mm |                 |                           |
| <b>For models:</b>  | MLP55, MLP80   |                 |                           |
| <b>spare parts for</b>  | 361015   |                 |                           |
|  | <b>Part No.</b>  | 361132          | <b>Ref. No.</b> —         |
|   | membrane dosing pump   |                 |                           |
|  | <b>Part No.</b>  | 510298          | <b>Ref. No.</b> 512033600 |
|   | lip valve dosing pump suitable for DB2/DS5   |                 |                           |








self-priming with supporting pressure


SEKO



|   |   |                 |                       |
|---|---|-----------------|-----------------------|
| <b>Part No.</b>   | 361218  | <b>Ref. No.</b> | 512032200<br>80004285 |
| <b>description</b>  | dosing pump type DIB3P rinse aid 0-3cm <sup>3</sup> per stroke/h pressure connection ø 4x6mm suction connection ø 4x6mm auxiliary pressure connection 10mm SEKO |                 |                       |
| <b>For models:</b>  | MB235LI, MB240LI, MB510E, MB510ER, MB520, MB520K, MB530, MB530K, MB535, MB930, MB930K   |                 |                       |
| <b>spare parts for</b>  | 361218  |                 |                       |
|    | <b>Part No.</b>   | 361301          | <b>Ref. No.</b> —     |
|   | hose connector for type DIB3E/DIB5E   |                 |                       |
|    | <b>Part No.</b>   | 361302          | <b>Ref. No.</b> —     |
|   | valve bush for type DIB3E/DIB5E   |                 |                       |
|    | <b>Part No.</b>   | 361304          | <b>Ref. No.</b> —     |
|   | O-ring EPDM ID ø 11.11mm thickness 1.78mm Qty 1 pcs for type DIB3E/DIB5E  |                 |                       |
|   | <b>Part No.</b>   | 361305          | <b>Ref. No.</b> —     |
|   | valve disc for type DIB3E/DIB5E DIB3P/DIB5P   |                 |                       |
|  | <b>Part No.</b>   | 361306          | <b>Ref. No.</b> —     |
|   | membrane for type DIB3E/DIB5E ø 49mm hole ø 5mm   |                 |                       |
|  | <b>Part No.</b>   | 361481          | <b>Ref. No.</b> —     |
|   | lip valve for type DIB3P/DIB5P DIB3E/DIB5E  |                 |                       |

|   |  |        |                   |
|---|--|--------|-------------------|
| <b>accessories for</b>  | 520090   |        |                   |
|  | <b>Part No.</b>  | 361106 | <b>Ref. No.</b> — |
|   | container filter with weight and non-return valve SS hose ø 4x6mm ø 21mm L 51mm non return valve lip valve |        |                   |
|  | <b>Part No.</b>  | 361141 | <b>Ref. No.</b> — |
|   | container filter with weight ceramic hose ø 4mm  |        |                   |
|  | <b>Part No.</b>  | 361230 | <b>Ref. No.</b> — |
|   | container filter with weight stainless steel hose ø 4x6mm  |        |                   |
|  | <b>Part No.</b>  | 361462 | <b>Ref. No.</b> — |
|   | container filter with weight SS hose ø 4x6mm   |        |                   |
|  | <b>Part No.</b>  | 361728 | <b>Ref. No.</b> — |
|   | container filter with 4m 4x6 hose SS hose ø 4x6mm hose length 4000mm                                       |        |                   |


tank inlets

|   |   |                 |                       |
|---|---|-----------------|-----------------------|
|  | 1   |                 |                       |
| <b>Part No.</b>   | 504125  | <b>Ref. No.</b> | 513159100<br>80002819 |
| <b>description</b>  | tank inlet  |                 |                       |
| <b>For models:</b>  | MB930T, MGL40, MGL500, MLP140, MLP50, MLP60, MLP60E, MLP70, MLP80, MS1100T, MS1300T, MS350PS, MS400T, MS450PS, MS500PPB, MS500T, MS900T, MS9400 |                 |                       |

hoses

supply hoses




PVC supply hoses

|  |   |                 |                           |
|--|---|-----------------|---------------------------|
|  | 1   |                 |                           |
| <b>Part No.</b>  | 520631  | <b>Ref. No.</b> | 1143<br>1779<br>512047500 |
| <b>description</b>   | supply hose PVC straight-straight DN13 connections 3/4" L 1500mm operating p. 10bar burst p. 32bar t.max. 90°C approval VDE flat seal   |                 |                           |
| <b>For models:</b>   | MB235LI, MB240LI, MB510E, MB510ER, MB520, MB520K, MB530, MB530K, MB535, MB630, MB630PS, MB920E, MB920ER, MB9235, MB9240, MB930, MB930K, MB930PS, MB930T, MB9500, MB9501, MB9503, MB9510, MB9510R, MB9920, MB9920R, MGL40, MGL500, MLP140, MLP50, MLP56, MLP60, MLP60E, MLP70, MLP80, MS1100, MS1100E, MS1100P, MS1100T, MS1300, MS1300E, MS1300P, MS1300T, MS351, MS353, MS400B, MS400E, MS400T, MS451, MS453...(Other models you can see in the webshop) |                 |                           |

accessories

hoses


PVC hoses

|   |  |                 |                   |
|---|--|-----------------|-------------------|
|  | 1  |                 |                   |
| <b>Part No.</b>   | 520090   | <b>Ref. No.</b> | 512009100         |
| <b>description</b>  | PVC hose ID ø 4mm ED ø 6mm L 2m thickness 1mm t.max. 60°C transparent  |                 |                   |
| <b>For models:</b>  | MB235LI, MB240LI, MB510E, MB510ER, MB520, MB520K, MB530, MB530K, MB535, MB630, MB920E, MB920ER, MB930, MB930K, MB930T, MGL40, MGL500, MLP140, MLP50, MLP56, MLP60, MLP60E, MLP70, MLP80, MS1100, MS1100E, MS1100P, MS1100T, MS1300, MS1300E, MS1300P, MS351, MS353, MS400B, MS400E, MS400T, MS451, MS453, MS500B, MS500E, MS500T, MS800B, MS800E, MS800T, MS900, MS900E, MS900T, MS905 |                 |                   |
| <b>accessories for</b>  | 520090   |                 |                   |
|  | <b>Part No.</b>  | 361058          | <b>Ref. No.</b> — |
|   | container filter with non-return valve SS hose ø 4x6mm ø 20mm L 56mm   |                 |                   |
|  | <b>Part No.</b>  | 361066          | <b>Ref. No.</b> — |
|   | container filter straight SS hose ø 4x6mm L 37mm non return valve ball valve   |                 |                   |

water and beverage technology



## drain hoses



1

|                    |   |                 |                       |
|--------------------|---|-----------------|-----------------------|
| <b>Part No.</b>    | 530571  | <b>Ref. No.</b> | 512035300<br>80002513 |
| <b>description</b> | drain hose DN24 L 1500mm straight $\phi$ inside 24mm straight ext. $\phi$ 29mm elbow $\phi$ inside 29mm elbow ext. $\phi$ 35mm outer hose $\phi$ 28mm   |                 |                       |
| <b>For models:</b> | GL220, GL250, MB235LI, MB240LI, MB510E, MB510ER, MB520, MB520K, MB530, MB530K, MB535, MB630, MB630PS, MB920E, MB920ER, MB9235, MB9240, MB930, MB930K, MB930PS, MB930T, MB9501, MB9503, MB9510, MB9510R, MB9920, MB9920R, MGL40, MLP50, MLP56, MS1100, MS1100E, MS1100P, MS1300, MS1300E, MS1300P, MS1300T, MS351, MS353, MS400B, MS400E, MS451, MS453, MS500B, MS500E, MS800B, MS800E, MS900, MS900E, MS905...(Other models you can see in the webshop) |                 |                       |

## industrial hoses

## pressure control hoses



1

|                    |  |                 |                       |
|--------------------|--|-----------------|-----------------------|
| <b>Part No.</b>    | 530560   | <b>Ref. No.</b> | 512009900<br>80001651 |
| <b>description</b> | pressure control hose ID $\phi$ 5mm ED $\phi$ 9mm L 5m operating p. 30bar burst p. 90bar temp.-resist. 60°C  |                 |                       |
| <b>For models:</b> | MB235LI, MB240LI, MB510E, MB510ER, MB520, MB520K, MB530, MB530K, MB535, MB630, MB920E, MB920ER, MB930, MB930K, MB930T, MGL40, MGL500, MLP140, MLP50, MLP60, MLP60E, MLP70, MLP80, MS1100, MS1100E, MS1100P, MS1100T, MS1300, MS1300E, MS1300P, MS1300T, MS351, MS353, MS400B, MS400E, MS400T, MS451, MS453, MS500B, MS500E, MS500T, MS800B, MS800E, MS800T, MS900, MS900E, MS900T, MS905, MS9400, MS9401...(Other models you can see in the webshop) |                 |                       |

## PVC hoses

## PVC hoses without fabric



1

|                        |  |                 |                   |
|------------------------|--|-----------------|-------------------|
| <b>Part No.</b>        | 520090   | <b>Ref. No.</b> | 512009100         |
| <b>description</b>     | PVC hose ID $\phi$ 4mm ED $\phi$ 6mm L 2m thickness 1mm t.max. 60°C transparent  |                 |                   |
| <b>For models:</b>     | MB235LI, MB240LI, MB510E, MB510ER, MB520, MB520K, MB530, MB530K, MB535, MB630, MB920E, MB920ER, MB930, MB930K, MB930T, MGL40, MGL500, MLP140, MLP50, MLP56, MLP60, MLP60E, MLP70, MLP80, MS1100, MS1100E, MS1100P, MS1100T, MS1300, MS1300E, MS1300P, MS351, MS353, MS400B, MS400E, MS400T, MS451, MS453, MS500B, MS500E, MS500T, MS800B, MS800E, MS800T, MS900, MS900E, MS900T, MS905 |                 |                   |
| <b>accessories for</b> | 520090   |                 |                   |
|                        | <b>Part No.</b>  | 361058          | <b>Ref. No.</b> — |
|                        | container filter with non-return valve SS hose $\phi$ 4x6mm $\phi$ 20mm L 56mm   |                 |                   |
|                        | <b>Part No.</b>  | 361066          | <b>Ref. No.</b> — |
|                        | container filter straight SS hose $\phi$ 4x6mm L 37mm non return valve ball valve  |                 |                   |

|                        |  |        |                   |
|------------------------|--|--------|-------------------|
| <b>accessories for</b> | 520090   |        |                   |
|                        | <b>Part No.</b>  | 361106 | <b>Ref. No.</b> — |
|                        | container filter with weight and non-return valve SS hose $\phi$ 4x6mm $\phi$ 21mm L 51mm non return valve lip valve |        |                   |
|                        | <b>Part No.</b>  | 361141 | <b>Ref. No.</b> — |
|                        | container filter with weight ceramic hose $\phi$ 4mm   |        |                   |
|                        | <b>Part No.</b>  | 361230 | <b>Ref. No.</b> — |
|                        | container filter with weight stainless steel hose $\phi$ 4x6mm   |        |                   |
|                        | <b>Part No.</b>  | 361462 | <b>Ref. No.</b> — |
|                        | container filter with weight SS hose $\phi$ 4x6mm  |        |                   |
|                        | <b>Part No.</b>  | 361728 | <b>Ref. No.</b> — |
|                        | container filter with 4m 4x6 hose SS hose $\phi$ 4x6mm hose length 4000mm  |        |                   |

## formed hoses

## straight



1

|                    |  |                 |                       |
|--------------------|--|-----------------|-----------------------|
| <b>Part No.</b>    | 504071   | <b>Ref. No.</b> | 512027300<br>80001963 |
| <b>description</b> | formed hose L 100mm dishwasher straight hose ext. $\phi$ 30mm equiv. no. 1963  |                 |                       |
| <b>For models:</b> | GL220, GL250, MB235LI, MB240LI, MB520, MB520K, MB530, MB530K, MB535, MB630, MB630PS, MB9235, MB9240, MB930, MB930K, MB930PS, MB930T, MGL40, MGL500, MS350PS, MS400T, MS450PS, MS500PPB, MS500T |                 |                       |



1


|                    |   |                 |                                   |
|--------------------|---|-----------------|-----------------------------------|
| <b>Part No.</b>    | 504160  | <b>Ref. No.</b> | 512010600<br>80003927<br>80004085 |
| <b>description</b> | formed hose L 100mm dishwasher straight hose ext. $\phi$ 60mm equiv. no. 4085, 3927 |                 |                                   |
| <b>For models:</b> | MLP140, MLP70, MLP80  |                 |                                   |







1

|                    |  |                 |                                   |
|--------------------|--|-----------------|-----------------------------------|
| <b>Part No.</b>    | 504186   | <b>Ref. No.</b> | 512045800<br>80004097<br>80004099 |
| <b>description</b> | formed hose L 155mm dishwasher straight hose int. ø 50mm |                 |                                   |
| <b>For models:</b> | MLP140, MLP60, MLP60E, MLP70, MLP80                      |                 |                                   |



1

|                    |   |                 |                       |
|--------------------|---|-----------------|-----------------------|
| <b>Part No.</b>    | 504027  | <b>Ref. No.</b> | 512027000<br>80001255 |
| <b>description</b> | formed hose L 40mm dishwasher straight hose ext. ø 45mm equiv. no. 1255 |                 |                       |
| <b>For models:</b> | MLP50, MS450, MS450E, MS450PS, MS700, MS700E                            |                 |                       |




1

|                    |   |                 |                       |
|--------------------|---|-----------------|-----------------------|
| <b>Part No.</b>    | 504042  | <b>Ref. No.</b> | 512026800<br>80001487 |
| <b>description</b> | formed hose L 45mm dishwasher straight hose ext. ø 30mm equiv. no. 1487   |                 |                       |
| <b>For models:</b> | MB235LI, MB240LI, MB510E, MB510ER, MB520, MB520K, MB530, MB530K, MB535, MB630, MB630PS, MB920E, MB920ER, MB930, MB930K, MB930PS, MB930T, MB9510, MB9510R, MB9920, MB9920R, MGL40, MLP50 |                 |                       |



1

|                    |   |                 |                       |
|--------------------|---|-----------------|-----------------------|
| <b>Part No.</b>    | 504012  | <b>Ref. No.</b> | 512026900<br>80001085 |
| <b>description</b> | formed hose L 46mm dishwasher straight hose ext. ø 40mm equiv. no.  |                 |                       |
| <b>For models:</b> | MGL500, MLP50, MS350, MS350PS, MS350TRI, MS351, MS353, MS400B, MS400E, MS400T, MS451, MS453, MS500B, MS500E, MS500PPB, MS500T, MS800B, MS800E, MS800T |                 |                       |



1


|                    |   |                 |                       |
|--------------------|---|-----------------|-----------------------|
| <b>Part No.</b>    | 504036  | <b>Ref. No.</b> | 512027100<br>80001401 |
| <b>description</b> | formed hose L 60mm dishwasher straight hose ext. ø 45mm equiv. no. 1401                                   |                 |                       |
| <b>For models:</b> | MLP50, MS1100, MS1100E, MS1100P, MS1100T, MS1300, MS1300E, MS1300P, MS1300T, MS900, MS900E, MS900T, MS905 |                 |                       |

form L



1

|                    |  |                 |                       |
|--------------------|--|-----------------|-----------------------|
| <b>Part No.</b>    | 504037   | <b>Ref. No.</b> | 512026600<br>80001405 |
| <b>description</b> | formed hose L 110/145mm warewashing L-shape equiv. no. 1405 ID ø 60mm  |                 |                       |
| <b>For models:</b> | MLP140, MLP60, MLP60E, MLP70, MLP80, MS1100, MS1100E, MS1100P, MS1100T, MS1300, MS1300E, MS1300P, MS1300T, MS351, MS353, MS450, MS450E, MS450PS, MS451, MS453, MS700, MS700E, MS900, MS900E, MS900T, MS905 |                 |                       |



1

|                    |   |                 |                       |
|--------------------|---|-----------------|-----------------------|
| <b>Part No.</b>    | 504011  | <b>Ref. No.</b> | 512026700<br>80001081 |
| <b>description</b> | formed hose warewashing L-shape equiv. no. 1801 ID ø 45mm                   |                 |                       |
| <b>For models:</b> | MLP50, MS350, MS350PS, MS350TRI, MS351, MS353, MS451, MS453, MS9451, MS9453 |                 |                       |



1

|                    |  |                 |                       |
|--------------------|--|-----------------|-----------------------|
| <b>Part No.</b>    | 504068   | <b>Ref. No.</b> | 512016900<br>80001937 |
| <b>description</b> | formed hose warewashing L-shape equiv. no. 1937 ID ø 30mm  |                 |                       |
| <b>For models:</b> | GL220, GL250, MB235LI, MB240LI, MB510E, MB510ER, MB520, MB520K, MB530, MB530K, MB535, MB630, MB630PS, MB920E, MB920ER, MB9235, MB9240, MB930, MB930K, MB930PS, MB930T, MB9510, MB9510R, MB9920, MB9920R, MGL40, MGL500, MS400T, MS500PPB, MS500T |                 |                       |



## with branch



|                    |  |                 |           |
|--------------------|--|-----------------|-----------|
| <b>Part No.</b>    | 504237   | <b>Ref. No.</b> | 512068600 |
| <b>description</b> | formed hose  |                 |           |
| <b>For models:</b> | MB9500, MB9501, MB9503, MGL500, MLP50, MLP56, MS351, MS353, MS400B, MS400E, MS400T, MS451, MS453, MS500B, MS500E, MS500T, MS800B, MS800E, MS800T, MS9400, MS9401, MS9403, MS9451, MS9453 |                 |           |

## for dishwashers

### miscellaneous



|                    |  |                 |                       |
|--------------------|--|-----------------|-----------------------|
| <b>Part No.</b>    | 504173   | <b>Ref. No.</b> | 512040500<br>80004017 |
| <b>description</b> | braided hose ED ø 30mm ID ø 24mm PVC warewashing equiv. no. 4017 |                 |                       |
| <b>For models:</b> | MLP140, MLP60, MLP60E, MLP70, MLP80                              |                 |                       |

## fittings, hose and pipe connectors

### fittings

#### double nipples



|                    |  |                 |                       |
|--------------------|--|-----------------|-----------------------|
| <b>Part No.</b>    | 520166   | <b>Ref. No.</b> | 500070900<br>80003887 |
| <b>description</b> | double nipple nickel-plated brass thread 3/8" - 3/8" Qty 1 pcs |                 |                       |
| <b>For models:</b> | MGL500, MLP60, MLP60E, MS800B, MS800T                          |                 |                       |

## hose connectors

### producer-specific

|                    |   |                 |                       |
|--------------------|---|-----------------|-----------------------|
| <b>Part No.</b>    | 504141  | <b>Ref. No.</b> | 500046400<br>80003815 |
| <b>description</b> | hose connector thread 3/8" straight hose ø 14mm nickel-plated brass |                 |                       |
| <b>For models:</b> | MGL500, MLP50, MLP56, MLP60, MLP60E, MS800B, MS800T                 |                 |                       |

|                    |                          |                 |                       |
|--------------------|--------------------------|-----------------|-----------------------|
| <b>Part No.</b>    | 504097                   | <b>Ref. No.</b> | 513099600<br>80002335 |
| <b>description</b> | screw connection         |                 |                       |
| <b>For models:</b> | MS350, MS350PS, MS350TRI |                 |                       |

## valves and tank inlets

### ball valves

#### universal

#### ball valves with lever handle

|                    |  |                 |                       |
|--------------------|--|-----------------|-----------------------|
| <b>Part No.</b>    | 504162   | <b>Ref. No.</b> | 500031100<br>80003943 |
| <b>description</b> | ball valve connection 1 1/4" IT - 1 1/4" ET DN32 total length 96mm with lever handle handle length 145mm |                 |                       |
| <b>For models:</b> | MLP140, MLP60, MLP60E, MLP70, MLP80  |                 |                       |

## accessories


### lever handles

|                    |   |                 |           |
|--------------------|---|-----------------|-----------|
| <b>Part No.</b>    | 504869                                      | <b>Ref. No.</b> | 513306800 |
| <b>description</b> | lever handle L 150mm shaft diameter 10x10mm |                 |           |



## connection fittings

### screw pipe fittings

|  |  |                 |                       |
|--|--|-----------------|-----------------------|
|  <p>1</p> |  |                 |                       |
| <b>Part No.</b>  | 540056   | <b>Ref. No.</b> | 500037100<br>80002021 |
| <b>description</b>   | T-piece thread 1/2" tube ø 12mm chrome-plated brass          |                 |                       |
| <b>For models:</b>   | MS1100, MS1300, MS450, MS450E, MS450PS, MS700, MS700E, MS900 |                 |                       |

### DIN 3017 - W4

|   |   |                 |           |
|---|---|-----------------|-----------|
|  <p>1</p> |   |                 |           |
| <b>Part No.</b>   | 520120  | <b>Ref. No.</b> | 502000800 |
| <b>description</b>  | hose clamp SS W4 ø 12-20mm width 9mm Qty 1 pcs DIN 3017   |                 |           |
| <b>For models:</b>  | MB235LI, MB240LI, MB510E, MB510ER, MB520, MB520K, MB530, MB530K, MB535, MB630, MB630PS, MB920E, MB920ER, MB9235, MB9240, MB930, MB930K, MB930PS, MB930T, MB9500, MB9501, MB9503, MB9510, MB9510R, MB9920, MB9920R, MGL40, MGL500, MLP140, MLP50, MLP56, MLP60, MLP60E, MLP70, MLP80, MS1100, MS1100E, MS1100P, MS1100T, MS1300, MS1300E, MS1300P, MS1300T, MS351, MS353, MS400B, MS400E, MS400T, MS451, MS453...(Other models you can see in the webshop) |                 |           |

## water cycle components

### non-return valves

|  |  |                 |                       |
|--|--|-----------------|-----------------------|
|  <p>1</p> |  |                 |                       |
| <b>Part No.</b>  | 543266   | <b>Ref. No.</b> | 500046300<br>80003889 |
| <b>description</b>   | non-return valve brass connection 3/8" IT - 3/8" IT total length 55mm DN10 Qty 1 pcs |                 |                       |
| <b>For models:</b>   | MGL500, MLP50, MLP60, MLP60E, MS800B, MS800T   |                 |                       |

### miscellaneous

|   |   |                 |           |
|---|---|-----------------|-----------|
|  <p>1</p> |   |                 |           |
| <b>Part No.</b>   | 504392  | <b>Ref. No.</b> | 502000400 |
| <b>description</b>  | hose clamp stainless steel ø 30-60mm width 9mm Qty 1 pcs  |                 |           |
| <b>For models:</b>  | MB9500, MB9501, MB9503, MGL500, MLP140, MLP50, MLP56, MLP60, MLP60E, MLP70, MLP80, MS351, MS353, MS400B, MS400E, MS400T, MS451, MS453, MS500B, MS500E, MS500T, MS800B, MS800E, MS800T, MS9400, MS9401, MS9403, MS9451, MS9453 |                 |           |

## ancillary products


### clamps

#### hose clamps

#### DIN 3017 - W2

|  |  |                 |           |
|--|--|-----------------|-----------|
|  <p>1</p> |  |                 |           |
| <b>Part No.</b>  | 520110   | <b>Ref. No.</b> | 502000200 |
| <b>description</b>   | hose clamp ø 8-12mm width 9mm Qty 10 pcs DIN 3017  |                 |           |
| <b>For models:</b>   | MB235LI, MB240LI, MB510E, MB510ER, MB520, MB520K, MB530, MB530K, MB535, MB630, MB630PS, MB920E, MB920ER, MB9235, MB9240, MB930, MB930K, MB930PS, MB930T, MB9500, MB9501, MB9503, MB9510, MB9510R, MB9920, MB9920R, MGL40, MGL500, MLP140, MLP50, MLP60, MLP60E, MLP70, MLP80, MS1100, MS1100E, MS1100P, MS1100T, MS1300, MS1300E, MS1300P, MS1300T, MS351, MS353, MS400B, MS400E, MS400T, MS451, MS453, MS500B...(Other models you can see in the webshop) |                 |           |

### pipe clamps

|   |  |                 |  |
|---|--|-----------------|--|
|  <p>1</p> |  |                 |  |
| <b>Part No.</b>   | 504110   | <b>Ref. No.</b> | 513095500<br>513109100<br>80002457<br>80002909 |
| <b>description</b>  | pipe clamp ø 68/66mm SS  |                 |  |
| <b>For models:</b>  | GL220, GL250, MB510E, MB510ER, MB520, MB520K, MB530, MB530K, MB535, MB630, MB630PS, MB920E, MB920ER, MB930, MB930K, MB930PS, MB930T, MGL40 |                 |  |



## measuring equipment

## thermometers

## built-in thermometers



1

|                    |  |                 |                       |
|--------------------|--|-----------------|-----------------------|
| <b>Part No.</b>    | 541086   | <b>Ref. No.</b> | 500002500<br>80001409 |
| <b>description</b> | thermometer mounting measurements 58x25.5mm 0 up to +120°C<br>capillary pipe 2000mm probe ø 6mm probe L 23mm         |                 |                       |
| <b>For models:</b> | MLP55, MLP60E, MLP80, MS1100, MS1100E, MS1100P, MS1100T,<br>MS1300, MS1300E, MS1300P, MS1300T, MS900, MS900E, MS900T |                 |                       |

## fastening material

## screws

## side bolts



1

|                    |  |                 |           |
|--------------------|--|-----------------|-----------|
| <b>Part No.</b>    | 560289   | <b>Ref. No.</b> | 502016000 |
| <b>description</b> | side bolts thread M6 L 12mm SS Qty 1 pcs intake Phillips head ø<br>12.6mm      |                 |           |
| <b>For models:</b> | MS1100E, MS1100P, MS1100T, MS1300E, MS1300P, MS1300T, MS900E,<br>MS900T, MS905 |                 |           |

## knurled screws



1

|                    |  |                 |           |
|--------------------|--|-----------------|-----------|
| <b>Part No.</b>    | 504228   | <b>Ref. No.</b> | 513149900 |
| <b>description</b> | Thumb screw thread M6 thread L 13mm ø 24mm H 4mm SS  |                 |           |
| <b>For models:</b> | MB235LI, MB240LI, MB510E, MB510ER, MB520, MB520K, MB530,<br>MB530K, MB535, MB630, MB630PS, MB920E, MB920ER, MB930,<br>MB930K, MB930PS, MB930T, MGL40, MLP50, MS1100, MS1100E,<br>MS1300, MS1300E, MS900, MS900E, MS905 |                 |           |

## nuts

## hexagonal nuts

## hexagonal nuts metric (without norm)



1

|                    |  |                 |                       |
|--------------------|--|-----------------|-----------------------|
| <b>Part No.</b>    | 504208   | <b>Ref. No.</b> | 502004000<br>80004345 |
| <b>description</b> | nut thread M10   |                 |                       |
| <b>For models:</b> | GL220, GL250, MB520, MB520K, MB530, MB530K, MB535, MB630,<br>MB930, MB930K, MB930T, MGL500, MLP140, MLP50, MLP60, MLP60E,<br>MLP70, MLP80, MS1100, MS1100E, MS1100P, MS1300, MS1300E,<br>MS1300P, MS351, MS353, MS400B, MS400E, MS400T, MS451, MS453,<br>MS500B, MS500E, MS500PPB, MS500T, MS800B, MS800E, MS800T,<br>MS900, MS900E, MS905 |                 |                       |

## hexagonal nuts inch thread



1

|                    |                |                 |                       |
|--------------------|----------------|-----------------|-----------------------|
| <b>Part No.</b>    | 504134         | <b>Ref. No.</b> | 513134600<br>80002939 |
| <b>description</b> | nut thread 1¼" |                 |                       |
| <b>For models:</b> | MGL40          |                 |                       |



1

|                    |  |                 |                       |
|--------------------|--|-----------------|-----------------------|
| <b>Part No.</b>    | 503042   | <b>Ref. No.</b> | 513000400<br>80001165 |
| <b>description</b> | nut thread 3/8" H 6mm brass WS 22 Qty 1 pcs  |                 |                       |
| <b>For models:</b> | GL220, MB235LI, MB240LI, MB510E, MB510ER, MB520, MB520K,<br>MB530, MB530K, MB535, MB920E, MB920ER, MGL40, MS1100,<br>MS1300, MS350, MS350PS, MS350TRI, MS400T, MS450, MS450E,<br>MS450PS, MS500PPB, MS500T, MS700, MS700E, MS900 |                 |                       |



fasteners

clamps

hose clamps

DIN 3017 - W2



|                    |  |                 |           |
|--------------------|--|-----------------|-----------|
| <b>Part No.</b>    | 520110   | <b>Ref. No.</b> | 502000200 |
| <b>description</b> | hose clamp ø 8-12mm width 9mm Qty 10 pcs DIN 3017  |                 |           |
| <b>For models:</b> | MB235LI, MB240LI, MB510E, MB510ER, MB520, MB520K, MB530, MB530K, MB535, MB630, MB630PS, MB920E, MB920ER, MB9235, MB9240, MB930, MB930K, MB930PS, MB930T, MB9500, MB9501, MB9503, MB9510, MB9510R, MB9920, MB9920R, MGL40, MGL500, MLP140, MLP50, MLP60, MLP60E, MLP70, MLP80, MS1100, MS1100E, MS1100P, MS1100T, MS1300, MS1300E, MS1300P, MS1300T, MS351, MS353, MS400B, MS400E, MS400T, MS451, MS453, MS500B...(Other models you can see in the webshop) |                 |           |

DIN 3017 - W4



|                    |   |                 |           |
|--------------------|---|-----------------|-----------|
| <b>Part No.</b>    | 520120  | <b>Ref. No.</b> | 502000800 |
| <b>description</b> | hose clamp SS W4 ø 12-20mm width 9mm Qty 1 pcs DIN 3017   |                 |           |
| <b>For models:</b> | MB235LI, MB240LI, MB510E, MB510ER, MB520, MB520K, MB530, MB530K, MB535, MB630, MB630PS, MB920E, MB920ER, MB9235, MB9240, MB930, MB930K, MB930PS, MB930T, MB9500, MB9501, MB9503, MB9510, MB9510R, MB9920, MB9920R, MGL40, MGL500, MLP140, MLP50, MLP56, MLP60, MLP60E, MLP70, MLP80, MS1100, MS1100E, MS1100P, MS1100T, MS1300, MS1300E, MS1300P, MS1300T, MS351, MS353, MS400B, MS400E, MS400T, MS451, MS453...(Other models you can see in the webshop) |                 |           |

miscellaneous



|                    |   |                 |           |
|--------------------|---|-----------------|-----------|
| <b>Part No.</b>    | 504392  | <b>Ref. No.</b> | 502000400 |
| <b>description</b> | hose clamp stainless steel ø 30-60mm width 9mm Qty 1 pcs  |                 |           |
| <b>For models:</b> | MB9500, MB9501, MB9503, MGL500, MLP140, MLP50, MLP56, MLP60, MLP60E, MLP70, MLP80, MS351, MS353, MS400B, MS400E, MS400T, MS451, MS453, MS500B, MS500E, MS500T, MS800B, MS800E, MS800T, MS9400, MS9401, MS9403, MS9451, MS9453 |                 |           |

pipe clamps



|                    |  |                 |  |
|--------------------|--|-----------------|--|
| <b>Part No.</b>    | 504110   | <b>Ref. No.</b> | 513095500<br>513109100<br>80002457<br>80002909 |
| <b>description</b> | pipe clamp ø 68/66mm SS  |                 |  |
| <b>For models:</b> | GL220, GL250, MB510E, MB510ER, MB520, MB520K, MB530, MB530K, MB535, MB630, MB630PS, MB920E, MB920ER, MB930, MB930K, MB930PS, MB930T, MGL40 |                 |  |

retaining rings

DIN 7993



|                    |   |                 |                       |
|--------------------|---|-----------------|-----------------------|
| <b>Part No.</b>    | 523029  | <b>Ref. No.</b> | 512053100<br>80004563 |
| <b>description</b> | retaining ring shaft ø 47mm DIN 7993 thickness 3mm  |                 |                       |
| <b>For models:</b> | MB630, MB630PS, MB9235, MB9240, MB930, MB930K, MB930PS, MB930T, MB9500, MB9501, MB9503, MB9510, MB9510R, MB9920, MB9920R, MGL500, MLP50, MLP56, MS1100E, MS1100T, MS1300E, MS1300T, MS351, MS353, MS400B, MS400E, MS400T, MS451, MS453, MS500B, MS500E, MS500PPB, MS500T, MS800B, MS800E, MS800T, MS900E, MS900T, MS905, MS9400, MS9401, MS9403, MS9451, MS9453 |                 |                       |

roll pins



|                    |   |                 |           |
|--------------------|---|-----------------|-----------|
| <b>Part No.</b>    | 691637  | <b>Ref. No.</b> | 502001800 |
| <b>description</b> | roll pin ø 3mm L 20mm   |                 |           |
| <b>For models:</b> | MB520, MB520K, MB530, MB530K, MB535, MB630, MB630PS, MB9235, MB9240, MB930, MB930K, MB930PS, MB930T, MB9500, MB9501, MB9503, MB9510, MB9510R, MB9920, MB9920R, MGL40, MGL500, MLP140, MLP50, MLP56, MLP60, MLP60E, MLP70, MLP80, MS351, MS353, MS400B, MS400E, MS400T, MS451, MS453, MS500B, MS500E, MS500T, MS800B, MS800E, MS800T, MS9400, MS9401, MS9403, MS9451, MS9453 |                 |           |



## consumables

## fuses

## fine fuses



1

|                    |  |                 |           |
|--------------------|--|-----------------|-----------|
| <b>Part No.</b>    | 358678   | <b>Ref. No.</b> | 500087200 |
| <b>description</b> | fine fuse size $\varnothing$ 5x20mm 8A fast-acting rated 250V Qty 10 pcs     |                 |           |
| <b>For models:</b> | MB9500, MB9501, MB9503, MLP50, MLP56, MS9400, MS9401, MS9403, MS9451, MS9453 |                 |           |



1

|                    |  |                 |                       |
|--------------------|--|-----------------|-----------------------|
| <b>Part No.</b>    | 358690   | <b>Ref. No.</b> | 500014700<br>80002983 |
| <b>description</b> | fine fuse size $\varnothing$ 5x20mm 1A medium lag rated 250V Qty 10 pcs                              |                 |                       |
| <b>For models:</b> | MGL40, MGL500, MLP140, MLP60, MLP60E, MLP70, MLP80, MS1100T, MS1300T, MS400T, MS500T, MS800T, MS900T |                 |                       |



1


|                    |  |                 |                       |
|--------------------|--|-----------------|-----------------------|
| <b>Part No.</b>    | 358697   | <b>Ref. No.</b> | 500014900<br>80002985 |
| <b>description</b> | fine fuse size $\varnothing$ 5x20mm 6.3A medium lag rated 250V Qty 10 pcs  |                 |                       |
| <b>For models:</b> | MB630, MB630PS, MB9235, MB9240, MB930, MB930K, MB930PS, MB930T, MB9510, MB9510R, MB9920, MB9920R, MGL40, MLP140, MLP60, MLP70, MLP80 |                 |                       |



# GASTROPARTS

GASTROPARTS Sp. J.  
Klonowica 37  
87-100 Toruń

[www.gastroparts.com](http://www.gastroparts.com) 

[gastroparts@gastroparts.com](mailto:gastroparts@gastroparts.com) 

tel. +48 56 657 00 68 

[/gastroparts.global](https://www.facebook.com/gastroparts.global) 

[/gastroparts.global](https://www.instagram.com/gastroparts.global) 