



GASTROPARTS

Universal Catalogue › Electric Components ›

[EN] **Timers**

[DE] Timer

[ES] Temporizadores

[FR] Minuteries

[IT] Timer

[PL] Programatory

[RU] Таймеры

✉ gastroparts@gastroparts.com

☎ tel. +48 56 657 00 66

📘 fb.com/gastroparts.global

GASTROPARTS.COM





timers

9

programme timers.	404
digital timers.	420
electric timers.	420
mechanical timers.	421
audible timers.	423
plug-in timers.	424
defrost timers.	424
spare parts and accessories.	426



timers

programme timers

AKO-DIEHL



1

fig.	Part No.	type	chambers	operation time	supply (V)	shaft ø (mm)	shaft L (mm)	suitable for	Ref. No.
1	360237	514	6	-	230	-	-	Winterhalter	5528272

BIGATTI



1



2







3










4

fig.	Part No.	type	chambers	operation time	supply (V)	shaft ø (mm)	shaft L (mm)	suitable for	Ref. No.
1	360005	D94	1	20min	230	-	-	Bartscher Bigatti Bonnet Colged Cookmax Electrolux Elettrobar Palux Rancilio Zanussi	012268 P615J01L1SA 5507E 238011 238052 069420 238011 359300 65238052 069420
2	360592	D94	3	120s	230	-	-	Adler	20670
3	360506	D94	3	120s	230	6x4.6	28	Adler Bigatti Electrolux	20102 P605J03H3RM 070310
4	360022	D94	3	180s	230	6x4.6	28	Adler Bigatti	20103 P605J03H5RN



									
5	6	7	8						
fig.	Part No.	type	chambers	operation time	supply (V)	shaft ø (mm)	shaft L (mm)	suitable for	Ref. No.
5	360027	D94	3	240s	230	6x4.6	28	Adler Bigatti Electrolux	20095 P605J03H6LS 0R0015
6	360260	D94	3	18min	230	-	-	Bigatti Colged Elettrobar	D94.44L-3(COL001/DTP31) DTP31 DTP31
7	360340	D94	3	80min	230	6x4.6	18	Bigatti MBM-Italia	P605J03M9RR RTFOC00030
8	360410	D94	4	180s	230	6x4.6	18	Bigatti Electrolux Therma Zanussi	P525J04H5RX 048881 048881 048881

									
9	10	11	12						
fig.	Part No.	type	chambers	operation time	supply (V)	shaft ø (mm)	shaft L (mm)	suitable for	Ref. No.
9	360600	D94	4	8min	230	6x4.6	18	Bigatti	P605J04J2PM
10	360094	D94	4	1min / 2min	230	-	-	Adler Bigatti	20559 P725J04D7SG
11	360136	D94	4	1min / 4min	230	-	-	Bigatti Elettrobar Luxia	P655J04H1SF 238002 L2008
12	360004	D94	4	108s/168s	220-240	-	-	Bigatti Elettrobar	P655J04H1SC 238003

									
13	14	15							
fig.	Part No.	type	chambers	operation time	supply (V)	shaft ø (mm)	shaft L (mm)	suitable for	Ref. No.
13	360298	D94	4	3min/6min/9min	230	-	-	Bigatti Elettrobar	P655J04H5SE 238030
14	360390	D94	5	1min / 2min / 3min	230	-	-	Bigatti Colged Elettrobar FIBER Hobart	SER005 80805 80805 P725J05D7WV E080805
14	360299	D94	5	2min / 4min / 6min	230	-	-	Bigatti Elettrobar	P725J05E7SF DTP41202
14	360126	D94	6	1min / 2min / 3min	230	-	-	Bartscher Bigatti Bonnet Colged Elettrobar Rosinox	012267 P725J06D7SG 5870E DTP52 926042 RX94803335
15	360267	D94	6	72s / 4min 48s	24	-	-	Colged Elettrobar	DTP524 926223



CDC



fig.	Part No.	type	chambers	operation time	supply (V)	shaft ø (mm)	shaft L (mm)	suitable for	Ref. No.
1	360201	11803	3	120s	230	-	-	CDC FIBER Mach	11803F1/360201 PWE.5J.03.H4.08 500041500
1	360403	11803	3	120s	230	-	-	Lamber	0300818
1	360411	11803	3	120s	230	-	-	Dihr Kromo Luxia	DW10708 DW10708 L2014
1	360467	11803	3	120s	230	-	-	CDC Dihr Kromo	11803F1/10708L DW10708/L old DW10708/L old
1	360291	11803	3	120s	230	-	-	CDC Dihr Kromo WEGA	11803F1/10708E DW10708/E DW10708/E WY3DD10708E
1	360349	11803	3	150s	230	-	-	Bartscher Bonnet CDC Colged EKU Electrolux Elettrobar Hobart Krefft MBM-Italia Palux Rancilio Therma Zanussi	018202 5506E 11803F1/238046 238046.AG 10-238053 069926 238046.AG E238053 61-238053 238046.AG 359297 65238053 069926 069926
1	360273	11803	3	18min	230	-	-	CDC Dihr Kromo Rosinox WEGA	11803F1/16064/A DW16064/A DW16064/A RX94807630 WY3DD16064A
2	360412	11804	4	120s	230	6x4.6	23	Jemi	2005003
3	360427	11804F	4	90s	230	-	-	Dihr Kromo	DW10708/N DW10708/N
3	360290	11804F	4	120s	230	-	-	CDC Dihr Kromo WEGA	11804F1/10708T DW10708/T DW10708/T WY3DD10708T
3	360569	11804F	4	120s	230	-	-	CDC Dihr Kromo	11804F1ADY000.0010 DW10708/B DW10708/B
3	360434	11804F	4	180s	230	-	-	Sammic	2319396
4	360459	11805M	5	120s	230	-	-	CDC Project	11805M1 (30450) 30450



fig.	Part No.	type	chambers	operation time	supply (V)	shaft ø (mm)	shaft L (mm)	suitable for	Ref. No.
5	360563	11806M	6	120s	230	-	-	CDC Project	11806M1ADE000.0000 PRGM01
6	360645	11901F	1	20S	230	6x4	25	Angelo-Po CDC	3289260 11901F1/3289260
7	360549	11904	4	8min	230	-	-	Brema CDC NTF	23635 11904F1/DER000.0010 N23635
7	360525	11904	4	10min	230	-	-	Brema CDC	23247 11904F1 BCR000.0000
7	360567	11904	4	10min	230	-	-	Brema CDC	23632 11904F1BCR000.0010
7	360367	11904	4	12min	230	-	-	CDC FIBER Kastel	11904F1/K00075 PWE.5J.04.J5.05 K00075
7	360524	11904	4	12min	230	-	-	Brema Brice Italia CDC Electrolux Eurfrigor Geofrigor NTF Rancilio	23222 926070 11904F1/BDR000.0000 OKL019 RF50B869 RF50B869 N23222 68023222
7	360566	11904	4	15min	115	-	-	Brema CDC Electrolux Fagor NTF	23259 11904F1BEI000.0010 099423 12030499 N23259
7	360550	11904	4	15min	230	-	-	Brema	23248
7	360609	11904	4	15min	230	-	-	Brice Italia	926203
7	360565	11904	4	18min	230	-	-	Brema CDC NTF	23780 11904F1BFE000.0030 N23780
8	360634	11904	4	18min	230	-	-	Aristarco CDC	K01387 11904F1BFE000.0000




fig.	Part No.	type	chambers	operation time	supply (V)	shaft ø (mm)	shaft L (mm)	suitable for	Ref. No.
9	360620	11904F1/4114	4	8min	230	-	-	Brema Brema FIBER	23472 23472/1 P20.5J.04.J2.14
10	360568	12004F	4	120s	230	5x5	28	CDC Fabar	12004F1ADE000.0000 13189
11	360633	14000F3	2	120min	230	6x4.6	20	Electrolux	0C8755
12	361350	4803F1	3	20min	230	-	-	Fagor	12024867



fig.	Part No.	type	chambers	operation time	supply (V)	shaft ø (mm)	shaft L (mm)	suitable for	Ref. No.
13	360310	4804M	4	120s	230	-	-	CDC Hoonved Rosinox	4804M1/29828 29828 RX94801578
14	403577	4901F1	1	20s	230	6x4.6	24	CDC Lainox	4901F10CQE000.0000 LAR65095000
15	360628	4902C1	2	20min	230	-	-	ITV	380C
16	360474 ¹	4902F	2	180s	230	6x4.6	23	Sammic	2309206

¹incl. knob

fig.	Part No.	type	chambers	operation time	supply (V)	shaft ø (mm)	shaft L (mm)	suitable for	Ref. No.
17	360587 ¹	4903F	3	240s	230	6x4.6	23	Sammic	2309694
18	360591	4904DV	4	6s / 3min	230	-	-	CDC Silanos	909087 908499
18	360144	4904DV	4	60s/216s	230	-	-	ATA CDC	9815 4904DV/360144
18	360572	4904DV	4	120s / 8min	24	-	-	ATA	14126
18	360571	4904DV	4	6s/150s	230	-	-	ATA CDC	14633 4904DV/14633
19	360389	4904F	4	5min	230	-	-	Angelo-Po CDC Dihr Kromo Olis Rosinox	32V7290 4904F3 DW10300122 DW10300122 BN011DW10300122 RX94813971
19	360257	4904F	4	6min	230	-	-	CDC Dihr Kromo Lamber	4904F3/360257 DW10300117 DW10300117 0300117
19	360464	4904F	4	6min	230	-	-	CDC Dihr Kromo	4904 F3 / 10300118 DW10300118 DW10300118
20	360393	4905	5	12min	230	-	-	CDC Lamber	4905F1 0300803

¹incl. knob



fig.	Part No.	type	chambers	operation time	supply (V)	shaft ø (mm)	shaft L (mm)	suitable for	Ref. No.
21	360049	4905DV	5	4s / 120s	230	-	-	CDC Comenda	4905DV/360049 120270
21	360047	4905DV	5	4s / 150s	230	-	-	CDC Comenda Krefftt Küppersbusch Mareno	4905DV/360047 120268 63-120268 120268 120268
21	360048	4905DV	5	4s / 180s	230	-	-	CDC Comenda	4905DV/360048 120269
21	361358	4905DV	5	6s / 2min	230	-	-	CDC Fagor	Z728302000 12017510
22	360441	4906DV	6	6s / 2min	230	-	-	Fagor	12023466
23	360635	4907DV	7	6s / 6min	230	-	-	Electrolux	0L3420
24	360025	7003F	3	360s	230	6x7	26	Bonnet CDC Colged Elettrobar Modular Thirode	905026 7003F3/360025 REB238050 238049 46102900 905026
24	360255	7003F	3	6min	230	6x4.6	20	CDC Lamber	7003F3/360255 0300807



fig.	Part No.	type	chambers	operation time	supply (V)	shaft ø (mm)	shaft L (mm)	suitable for	Ref. No.
25	360132	7801	1	20min	230	-	-	CDC Colged Elettrobar	7801F1/360132 238060 238060
26	360582	7802	2	60s	208	-	-	CDC Lamber	7802M1 (0300804) 0300804
27	360432	7802DV	2	1min / 2min	230	-	-	CDC Univer-Bar	7802DV 4516
28	360092	7803	3	120s	230	-	-	CDC Hoonved	7803F1/360092 30347
28	360142	7803	3	120s	230	-	-	ATA CDC Sammic	4717 7803F1/360142 2309737
28	360231	7803	3	120s	230	-	-	CDC	7803F1/360231
28	360482	7803	3	120s	230	-	-	CDC Sammic	7803F1/2305365 4309181
28	361357	7803	3	120s	230	-	-	CDC Fagor	7803F30ADE000.0010 12024873
28	360564	7803	3	225s	230	-	-	CDC Project	7803F1 / 50460 50460
28	360586	7803	3	240s	230	-	-	CDC Fagor	7803F1 12017931
28	360308	7803	3	18min	230	-	-	CDC Hoonved Rosinox	7803F1/26880 26880 RX94802634



29



30



31



32

fig.	Part No.	type	chambers	operation time	supply (V)	shaft ø (mm)	shaft L (mm)	suitable for	Ref. No.
29	360637	7803F1	3	180s	230			Silanos	907180
30	360574	7804 F1	4	180s	230	-	-	CDC Hoonved	7804F1 / 31577 31577
31	360134	7804DV	4	6s / 3min	230	-	-	CDC Colged Elettrobar	7804DV/360134 238061 238061
31	360293	7804DV	4	6s / 3min	230	-	-	CDC Dihr Kromo Rosinox	7804DV/30001027 DW30001027 DW30001027 RX94810896
31	360296	7804DV	4	6s / 3min	230	-	-	CDC Dihr Kromo	7804DV/10300123 DW10300123 DW10300123
31	361354	7804DV	4	6s / 3min	230	-	-	CDC Fagor	7804DV (Z312008000) 12024178
31	361355	7804DV	4	6s / 3min	230	-	-	CDC Fagor	7804DV/Z243004000 12024177
31	360133	7804DV	4	60s / 20min	230	-	-	CDC Elettrobar GIGA Kreffft Rosinox	7804DV/360133 238066 D238066 62-238066 RX94803921
32	360256	7804F	4	120s	230	-	-	CDC Lamber	7804F1/360256 0300143
32	360326	7804F	4	150s	230	-	-	CDC FIBER Teikos	7804F1/842124 P26.5J.04.H4.86 842124
32	360356	7804F	4	150s	230	-	-	CDC Modular Multi	7804F1/46103600 461.036.00 150045
32	360560	7804F	4	12min	230	-	-	CDC Omniwash	7804F1 / CEPRI150 CEPRI150



33

fig.	Part No.	type	chambers	operation time	supply (V)	shaft ø (mm)	shaft L (mm)	suitable for	Ref. No.
33	360216	7805DV	5	6s / 135s	230	-	-	CDC Omniwash	7805DV/CET2V6S-120s CET2C6S
33	360215	7805DV	5	6s / 3min	230	-	-	CDC Omniwash Silanos	7805DV/CET2C61P CET2C61P 907183
33	360270	7805DV	5	6s / 3min	230	-	-	Aristarco CDC	00005047 7805DV/5047
33	360438	7805DV	5	6s / 3min	230	-	-	Fagor	12024202
33	360440	7805DV	5	6s / 3min	230	-	-	Fagor	12024203
33	360295	7805DV	5	6s / 4min	230	-	-	CDC Dihr Kromo	7805DV/22011 DW22011 DW22011
33	360269	7805DV	5	6s / 6min	230	-	-	Aristarco CDC	00004781 7805DV/4781

Table continues overleaf



fig.	Part No.	type	chambers	operation time	supply (V)	shaft ø (mm)	shaft L (mm)	suitable for	Ref. No.
33	360497	7805DV	5	1min / 2min	230	-	-	Sammic	2306348
33	360439	7805DV	5	6s/180s	230	-	-	Fagor	12024204
33	360264	7805DV	5	72s/20min	230	-	-	Aristarco CDC Colged Elettrobar	00004608 7805DV/238073 238073 238073
34	360580	7805F	5	120s	230	-	-	CDC Lamber	7805 F1 (0300821) 0300821
34	360581	7805F	5	150s	208	-	-	CDC Lamber	7805F1 (0300805) 0300805
35	360561	7806DV	6	6s / 2min	230	-	-	CDC Jemi Omnivash	7806DV / CET2C6S08 2005083 CET2C6S08
35	360294	7806DV	6	6s / 3min	230	-	-	CDC Dihr Kromo	7806DV/30001031 DW30001031 DW30001031
35	360346	7806DV	6	6s / 3min	230	-	-	CDC Dihr Kromo	7806DV/30001032 DW30001032 DW30001032
35	360452	7806DV	6	6s / 3min	230	-	-	CDC Omnivash	7806DV CET2C61PGB
36	360562	7806M	6	5min	230	-	-	CDC Teikos	7806 M1 300sec 842127
37	360531	7807DV	7	6s / 3min	230	-	-	CDC Sammic	7807DV0APE000.0000 2310458




fig.	Part No.	type	chambers	operation time	supply (V)	shaft ø (mm)	shaft L (mm)	suitable for	Ref. No.
38	360124	7811DV	11	90s / 20min	230	-	-	CDC Colged Elettrobar	7811DV/238067 238067 238067
39	361352	7903F	3	120s	230	6x4.6	13	Fagor	12024089
39	361351	7903F	3	4min	230	6x4.6	13	Fagor	12024087
40	360040	9003F	3	6min	230	6x4.6	21	CDC Hoonved Lamber Lasa NuovaSimonelli OEM Palux	9003F3/PRCIH5 25386 0300101 3402000 18000094 EC030 256617
41	361356	M48LATS	5	6s / 2min	230	-	-	Fagor	12017561



CEM




fig.	Part No.	type	chambers	operation time	supply (V)	shaft ø (mm)	shaft L (mm)	suitable for	Ref. No.
1	360016	HFD2M16	2	120s	220	6x4.6	17	—	—
2	360089	HFD4M16	4	180s	230	6x4.6	17	Colged Elettrobar	DTP49 DTP49
2	360020	HFD4M16	4	240s	230	6x4.6	17	Capic Colged	L453520 DTP16
2	360019	HFD4M16	4	255s	230	6x4.6	17	Colged Elettrobar	DTP14 DTP14
2	360028	HFD4M16	4	270s	230	6x4.6	17	Capic Colged Comenda Elettrobar	L453515 DTP15 DTB45 DTP15
3	360542	HH3M16	3	120s	230	-	-	Comenda	120243
3	360543	HH3M16	3	120s	230	-	-	Comenda	120233
3	360012	HH3M16	3	150s	230	-	-	Comenda	120220
4	360043	HH4M16	4	120s	230	-	-	Comenda Hoonved Mareno	120262 H120262 120262
4	360044	HH4M16	4	150s	230	-	-	Comenda Mareno	120263 120263



fig.	Part No.	type	chambers	operation time	supply (V)	shaft ø (mm)	shaft L (mm)	suitable for	Ref. No.
5	360030	HL6M16	6	60s/120s	230	-	-	Capic Elettrobar	L453528 DTP21
5	360135	HL6M16	6	60s/120s	230	-	-	—	—

CROUZET




fig.	Part No.	chambers	operation time	supply (V)	shaft ø (mm)	shaft L (mm)	suitable for	Ref. No.
1	360251	1	-	230	-	-	Bourgeois	05224C
2	500810	1	-	220/240	-	-	Bourgeois	MOT004
3	360486	3	120s	220	6x4.6	17	Sammic	2309674
4	360416	2	120s	230	6x4.6	20	Univer-Bar	4090
4	360433	2	120s	230	6x4.6	20	LineaBlanca	A030060

Table continues overleaf



fig.	Part No.	chambers	operation time	supply (V)	shaft ø (mm)	shaft L (mm)	suitable for	Ref. No.
5	360077	2	120s	230	-	-	Aristarco Rosinox	00001623 RX94807620
5	360289	2	120s	230	-	-	Angelo-Po Dühr Kromo Multi WEGA	3030290 DW10708/L DW10708/L 130831 WY3DD10708L
6	360069	4	120s	230	-	-	Elframo	26100017
6	360415	4	120s	230	-	-	Univer-Bar	1507
7	360068	5	90s	230	-	-	Elframo	26100019

FIBER

fig.	Part No.	type	chambers	operation time	supply (V)	shaft ø (mm)	shaft L (mm)	suitable for	Ref. No.
1	360334	P04	2	120min	230	6x4.6	20	Angelo-Po Baron Electrolux FIBER Gierre Juno Olis Zanussi	32Z9630 0A047080 003833 P04.5J.02.W4.01 TEM105 003833 LAR65090110 003833
2	360413	P19	2	4min	230	-	-	Bake-Off Bartscher Cookmax FIBER Unox	366900005 010578024 VN032 P19.5J.02.H6.17 KVE1555A
2	360557	P19	2	15min	230	-	-	Fagor ITV	12095827 304864
2	360082	P19	2	20min	230	-	-	FIBER ITV Nayati	P19.5J.E2.L1.14 380 P195JE2L130
2	360599	P19	2	30min	230	-	-	ITV	120382
3	360351	P20	2	144min	230	6x4.6	20	CB FIBER	09030002 P20.5J.02.N7.34
4	360375	P20	4	10min	230	-	-	—	—
4	360166	P20	4	9min	230	-	-	Brema FIBER	23539 P20.5J.04.J3.26



fig.	Part No.	type	chambers	operation time	supply (V)	shaft ø (mm)	shaft L (mm)	suitable for	Ref. No.
5	360335	P20	3	1h / 4h	230	6x4.6	23	Angelo-Po Convotherm FIBER	32Z6330 5001006 P20.5J.03.TA.19
6	400115	P25	1	20s	230	6x4.6	24	Ambach Cookmax FIBER Lainox	R65095000 R65095000 P25.5J.01.C1.73 LAR65095000 (old version)
7	360125	P25	1	15s-14.4min	230	-	-	Elettrobar FIBER	238069 P25.5J.C1.1J.K7
8	400116	P25	2	20s	230	6x4.6	24	FIBER Lainox	P25.5J.02.C1.74 LAR65095010

fig.	Part No.	type	chambers	operation time	supply (V)	shaft ø (mm)	shaft L (mm)	suitable for	Ref. No.
9	360359	P25	2	4min	230	-	-	FIBER Smeg	P25.5J.02.H6.D0 816290374
9	360337	P25	2	8min	230	-	-	Baron FIBER Lainox Olis	BN3102320 P25.5J.02.J2.E4 LAR65090190 BN3102320
10	360219	P25	3	120s	230	-	-	FIBER NuovaSimonelli Omniwash	P25.5J.03.H3.C1 18010591 CETF12
10	360249	P25	3	150s	230	-	-	FIBER NuovaSimonelli Omniwash	P25.5J.03.H4.U7 18011030 CETF150J05
10	360548	P25	3	4min	230	-	-	FIBER Omniwash	P255J03H6Y3 CETF24
11	360024	P25	3	2min	230	-	-	Electrolux FIBER Therma Zanussi	069926 (old version) P25.5J.03.H3.N6 069926 (old version) 069926 (old version)
12	360429	P25	3	20min	230	-	-	FIBER Jemi	P25.5J.03.L1.93 2005007



fig.	Part No.	type	chambers	operation time	supply (V)	shaft ø (mm)	shaft L (mm)	suitable for	Ref. No.
13	350033	P25	3	60min	24	6x4.6	20	FIBER Mareno	P25.52.03.W1.90 MA5151600
14	360072	P25	4	120s	230	-	-	FIBER Mach	P25.5J.04.H3.85 500001100
14	360428	P25	4	120s	230	-	-	FIBER Hemerson	P25.5J.04.H3.S4 140010
15	360309	P25	4	120s	230	-	-	FIBER Hoonved	P25.5J.04.H3.T4 34822
15	360435	P25	4	6min	230	-	-	Angelo-Po FIBER Olis Rosinox	32V7300 P25.5J.04.H9.W2 BN011DWM10300121 RX94807112
16	360395	P25	4	180s	230	6x4.6	40	FIBER Lasa	P25.5J.04.H5.J6 3406031
16	360302	P25	4	216s	230	5x5	20	Elframo FIBER Komel	26100012 P25.5J.04.F4.14 26100012




fig.	Part No.	type	chambers	operation time	supply (V)	shaft ø (mm)	shaft L (mm)	suitable for	Ref. No.
17	360120	P25	5	180s	230	6x4.6	40	FIBER Lasa Mareno	P25.5J.05.H5.42 3406030 1037303000
18	360316	P25	6	120s	230	-	-	FIBER Hobart	P25.5J.06.H3.G7 323936-5
19	350035	P25	3	1h/4h	230	6	24	FIBER Lainox	P25.5J.03.TA.L3 LAR65090200
20	360353	P25	4	6s / 2min	230	-	-	Angelo-Po FIBER Sagi Silanos	32V1940 P25.5J.04.JD.L6 32V1940 907161
20	360234	P25	4	6s / 3min	230	-	-	Angelo-Po FIBER Silanos Whirlpool	32V2060 P25.5J.04.JB.C7 907182 (old version) 483286008916
20	360304	P25	4	2min / 7.5min	230	-	-	Elframo FIBER Komel	26100022 P25.5J.04.LX.P8 26100022







fig.	Part No.	type	chambers	operation time	supply (V)	shaft ø (mm)	shaft L (mm)	suitable for	Ref. No.
21	360073	P25	5	6s / 2min	230	-	-	Electrolux FIBER Zanussi	048647 P25.5J.05.JD.84 048647
21	360204	P25	5	6s / 2min	230	-	-	FIBER Mach	P25.5J.05.JD.89 500017700
21	360271	P25	5	6s / 2min	230	-	-	Fagor FIBER	12024571 P25.5J.05.JD.N7
21	360570	P25	5	6s / 2min	230	-	-	Electrolux FIBER	048721 P256J05JD84
21	360205	P25	5	6s / 3min	230	-	-	FIBER Mach	P25.5J.05.JB.88 500031700
21	360233	P25	5	6s / 3min	230	-	-	FIBER	P25.5J.05.JB.A9
21	360575	P25	5	6s / 6min	230	-	-	FIBER Hoonved	P255J05JFP7 35252
21	360576	P25	5	15s / 2min	230	-	-	FIBER Krupps	P255J05MEV6 103530
21	360577	P25	5	30s / 6min	230	-	-	Krupps	103520
21	360303	P25	5	72s / 4.8min	230	-	-	Elframo Emmepi FIBER Komel	26100021 809247 P25.5J.05.AN.M0 26100021
21	360246	P25	5	80s / 5min	230	-	-	Angelo-Po FIBER	32Z8110 P25.5J.05.KR.H3
21	360391	P25	5	85s / 120s / 245s	230	-	-	Angelo-Po FIBER	32V1930 P25.5J.05.KR.M7
22	360074	P25	6	6s / 2min	230	-	-	Electrolux FIBER Zanussi	048591 P25.5J.06.JD.40 048591
22	360532	P25	6	6s / 2min	230	-	-	Fagor	12023458
22	360045	P25	6	6s / 3min	230	-	-	Comenda FIBER	120266 P25.5J.06.JB.59
22	360050	P25	6	6s / 3min	230	-	-	Comenda FIBER Mareno	120275 P25.5J.06.JB.61 120275
22	360287	P25	6	6s / 3min	230	-	-	Comenda FIBER Mareno	121218 P25.5J.06.JB.G6 121218
22	360046	P25	6	60s / 85s / 120s	230	-	-	Comenda FIBER	120267 P25.5J.06.JD.58
23	360278	P25	7	6s / 6min	230	-	-	Electrolux FIBER Zanussi	049256 P25.5J.07.JF.K4 049256
23	360279	P25	7	6s / 6min	230	-	-	Electrolux FIBER Zanussi	049054 P25.5J.07.JF.G2 049054
24	360102	P25	3	adjustable	230	6x4.6	18	FIBER	P25.00.C3.00.BA



									
25	26	27	28						
fig.	Part No.	type	chambers	operation time	supply (V)	shaft ø (mm)	shaft L (mm)	suitable for	Ref. No.
25	360103	P25	4	adjustable	230	6x4.6	18	FIBER	P25.00.C4.00.BA
26	360627	P255J03H9U3c	3	6min	230	-	-	Gierre	TEM115
27	360274 ¹	P26	3	120s	230	6x4.6	18	Elviomex-Alfa FIBER	003.00.00215 P26.5J.03.H3.58
28	360514	P26	3	120s	230	-	-	Emmepi FIBER Silanos	907172 P26.5J.03.H3.02 907172
28	360559	P26	3	2min	230	-	-	FIBER Omniwash	P265J03H346 CETF12B
28	360087	P26	3	20min	230	-	-	Comenda Elframo FIBER Komel	120291 26100011 P26.5J.03.L1.30 26100011

¹incl. knob

									
29	30	31	32						
fig.	Part No.	type	chambers	operation time	supply (V)	shaft ø (mm)	shaft L (mm)	suitable for	Ref. No.
29	360086	P26	4	120s	230	-	-	Comenda FIBER Hoonved Rosinox	120279 P26.5J.04.H3.15 34402 RX94813748
30	360454	P26	4	60s / 20min	230	-	-	Colged Cookmax FIBER Rancilio	REB238066 238066 P26.5J.04.KB.75 65238066
31	360002	P26	5	40s / 150s	230	-	-	Comenda FIBER	121208 P26.5J.05.KA.34
32	360218	P26	5	40s/4min	230	-	-	FIBER NuovaSimonelli Omniwash	P26.5J.05.KN.48 18010593 CETD1224B




fig.	Part No.	type	chambers	operation time	supply (V)	shaft ø (mm)	shaft L (mm)	suitable for	Ref. No.
33	360453	P26	5	40s/4min	230	-	-	FIBER Omniwash	P26.5J.05.KN.83 CETD1224BGB
34	360626	P265J04H571	4	180s	230	-	-	FIBER Hoonved	P265J04H571 31577
35	350038	P34	2	144min	230	6x4.6	20	FIBER Lainox	P34.5J.02.N7.65 LAR65090020
36	360371	P36	2	8min	230	-	-	FIBER Scotsman	P36.5J.R2.J2.36 62044102
36	360370	P36	2	12min	230	-	-	Angelo-Po FIBER Icematic Scotsman SF-Maschinen Simag	32V4350 P36.5J.R2.J5.36 19800001/0 62044100 I-263 62044100




fig.	Part No.	type	chambers	operation time	supply (V)	shaft ø (mm)	shaft L (mm)	suitable for	Ref. No.
37	360051	P36	2	15min	230	-	-	Angelo-Po Electrolux FIBER Manitowoc Migel Simag	32Z3840 OKM738 P36.5J.R2.J7.17 20-0664-9 1LT017 62043100
38	360369	P37	3	120s	230	-	-	Angelo-Po ATA FIBER	32Z5720 7287 P37.5J.03.H3.40
39	360076	P37	3	180s	230	6x4.6	18	FIBER Lasa	P37.5J.03.H5.24 512069300
40	360036	P39	3	120s	230	6x4.6	16	FIBER Hoonved Rosinox	P39.5J.03.H3.01 25384 RX94801412



fig.	Part No.	type	chambers	operation time	supply (V)	shaft ø (mm)	shaft L (mm)	suitable for	Ref. No.
41	360589	PWE	1	60s	230	-	-	FIBER Mach	PWE5J01H110 500068800
41	360305	PWE	1	20min	230	-	-	Elframo FIBER Komel	26100025 PWE.5J.01.L1.03 26100025
42	360472	PWE	3	120s	230	-	-	FIBER Sammic	PWE.5J.03.F4.11 2310455
42	360527	PWE	3	120s	230	-	-	Sammic	2319219

Table continues overleaf



fig.	Part No.	type	chambers	operation time	supply (V)	shaft ø (mm)	shaft L (mm)	suitable for	Ref. No.
43	360344	PWE	3	150s	230	-	-	FIBER Mach	PWE.5J.03.H4.08 500068300
44	360300	PWE	4	120s	230	-	-	Elframo FIBER	26100024 (old version) PWE 5J04H302
44	360437	PWE	4	120s	230	-	-	FIBER Krupps	PWE.5J.04.H3.23 103500
44	360588	PWE	4	150s	230	-	-	FIBER Mach	PWE.5J.04.H4.09 500072400
44	360301	PWE	4	180s	230	-	-	FIBER	PWE.5J.04.H5.01
44	360473	PWE	4	216s	230	-	-	FIBER Sammic	PWE.5J.04.F4.12 2310456
45	360471	PWE	5	120s	230	-	-	FIBER Sammic	PWE.5J.05.H3.17 2319257

various

fig.	Part No.	type	chambers	operation time	supply (V)	shaft ø (mm)	shaft L (mm)	suitable for	Ref. No.
1	360546	-	5	-	220-240	6x4.6	25	Grandimpianti	GR50-GI-851003
2	402949	-	-	-	230	-	-	Gicar Lamber	9.2.21.16G 0300829
3	400934	-	-	-	-	-	-	Comenda Gicar	121279 9.5.24.82
4	360547	514	14	-	230	6x4.6	25	Grandimpianti	GR380001212100
5	360590	EI30/15.5	-	25s	230	-	-	-	-

fig.	Part No.	type	chambers	operation time	supply (V)	shaft ø (mm)	shaft L (mm)	suitable for	Ref. No.
6	360238	EPS 1.1 V2.1	-	-	230	-	-	Winterhalter	3105131



digital timers



fig.	Part No.	producer	type	time range	voltage	SC (A)	function	MM (mm)	diagram	sequence
1	379310	TECNOLOGIC	TT34 FCR	0-9999h	12VAC	8	2CO	71x29	Z23	FZ37, FZ38, FZ39, FZ40, FZ41
2	379987	TECNOLOGIC	TT73HCR	0-9999h	100-240VAC	8	2CO	66.5x66.5	Z23	FZ37, FZ38, FZ39, FZ40, FZ41
3	350060	TEMPOMATIC	K-400-2C	0-99h	230VAC	16	1NO	66x50	Z22	FZ37
3	379260	TEMPOMATIC	K-400-2M	0-99min	230VAC	16	1NO	66x50	Z22	FZ37

Diagrams may be found at the end of the chapter

electric timers



fig.	Part No.	type	version	operation time	function	permanent position	shaft ø (mm)	shaft L (mm)	diagram
1	350007	CR5	-	120min	2CO	-	6x4.6	24	TIE121
2	350125	JV101	-	60min	2CO/1NO	X	6x4.6	34	TIE132
3	350201	M006	with bell	15min	1NO	X	6x4.6	22	TIM112
4	350213	MI1	-	60min	2CO/1NO	X	6x4.6	32	TIE132
4	350197	MI1	-	120min	1CO/1NO	X	6x4.6	23	TIE123
5	360362	MS65	-	60min	2CO/1NO	X	6x4.6	22	TIE131
5	350108	MS65	-	60min	2CO/1NO	X	6x4.6	34	TIE131
5	350206	MS65	-	120min	2CO	X	6x4.6	20	TIE125
5	350059	MS65	-	120min	2CO/1NO	X	6x4.6	20	TIE131



fig.	Part No.	type	version	operation time	function	permanent position	shaft ø (mm)	shaft L (mm)	diagram
6	350118	MS65	-	120min	1CO/1NO	-	6x4.6	23	TIE128
7	350135	MS65	-	120min	1CO/2NO	X	6x4.6	21	TIE129
8	350212	NT10MKD01E-P	with bell	10min	1NC	-	6x4.6	24	TIE130
9	350004	P20	-	144min	2CO	-	6x4.6	20	TIE121

Diagrams may be found at the end of the chapter



with time spread




fig.	Part No.	type	version	operation time	time spread (min)	function	permanent position	shaft ø (mm)	shaft L (mm)	diagram
1	350142	MS65	with bell	120min	30	1CO/1NC/2NO	X	6x4.6	22	TIE133
1	350154	MS65	with bell	120min	30	2CO/1NO	X	6x4.6	20	TIE132
1	350073	MS65	with buzzer board	120min	30	1CO/1NC/2NO	X	6x4.6	20	TIE133
2	350074	MS65	-	120min	30	1CO/2NO/1NC	X	6x4.6	22	TIE141
2	350148	MS65	-	120min	30	2NO	X	6x4.6	20	TIE122

Diagrams may be found at the end of the chapter

mechanical timers



fig.	Part No.	type	version	NP (-pole)	operation time	function	SP/250V (A)	permanent position	shaft (mm)	shaft L (mm)	MD (mm)	diagram
1	350167	600	with bell	2	30min	2NO	16	-	6x4.6	22	28	TIM121
2	350204 ¹	600	-	2	4min	2NO	16	-	6x4.6	21	28	TIM121
2	350041	600	-	2	15min	2NO	16	-	6x4.6	21	28	TIM121
2	350170	600	-	2	60min	2NO	16	-	6x4.6	21	28	TIM121
2	350088	600	-	2	120min	2NO	16	-	6x4.6	21	28	TIM121
3	350169	601	-	2	60min	2CO	16	-	6x4.6	21	28	TIM126
4	360632	C10	-	2	135min	1NO/1NC	16	-	6x4.6	23	28.8	TIM123
5	350199	C13	with bell	2	120min	2NO	16	-	6x4.6	23	28	TIM121

¹incl. knob and symbol

fig.	Part No.	type	version	NP (-pole)	operation time	function	SP/250V (A)	permanent position	shaft (mm)	shaft L (mm)	MD (mm)	diagram
6	350181	C20	with bell	2	15min	2NO	16	X	6x4.6	20	28	TIM124
7	350176	C20	-	2	5min	2NO	16	-	6x4.6	20	28	TIM121
7	350203	C20	-	2	15min	2CO	16	-	6x4.6	23	28	TIM126
7	350066	C20	-	2	120min	1NO/1NC	16	X	6x4.6	23	28	TIM123
7	350089	C20	-	2	120min	2NO	16	X	6x4.6	20	28	TIM124
8	350044	C20	-	2	15min	2NO	16	-	6x4.6	20	28	TIM121
9	350168	C53	-	2	120min	1NO/1NC	16	-	6x4.6	23	28	TIM123
9	360470	C53	-	2	120min	1NO/1NC	16	X	6x4.6	23	28	TIM123
10	350092	C53	-	4	15min	2NO/2NC	16	-	-	24	28	TIM141

Table continues overleaf



fig.	Part No.	type	version	NP (-pole)	operation time	function	SP/250V (A)	permanent position	shaft (mm)	shaft L (mm)	MD (mm)	diagram
10	350093	C53	-	4	30min	2NO/2NC	16	-	-	24	28	TIM141
10	350094	C53	-	4	60min	2NO/2NC	16	-	-	24	28	TIM141
10	350095	C53	-	4	120min	2NO/2NC	16	-	-	24	28	TIM141
10	350096	C53	-	4	360min	2NO/2NC	16	-	-	24	28	TIM141
11	350061	DTJ	with bell	2	120min	2NO	16	X	6x4.6	24	28	TIM124
12	350198 ¹	G	-	2	4min	2NO	16	-	3.5x3.5	17	28	TIM124
12	350179	G	-	2	5min	2NO	16	-	3.5 x 3.5	17	28	TIM121
12	350196 ¹	G	-	2	30min	1NO/1NC	16	-	4.5x4.5	17	28	TIM123
12	350113	G	-	2	30min	2NO	16	-	3.5x3.5	17	28	TIM121
12	350202 ¹	G	-	2	30min	2NO	16	X	6x4.6	17	28	TIM121
13	350028	G	-	2	15min	2NO	16	-	3.5x3.5	17	28	TIM121
13	350027	G	-	2	60min	2NO	16	-	3.5x3.5	17	28	TIM121
14	360149	IT	-	2	15min	2NO	16	-	7x5	15	28	TIM121
14	360156	IT	-	2	15min	2NO	16	-	6x4.6	23	28	TIM121
15	350174	KS65	-	1	60min	1CO	16	-	-	15	28	TIM113

¹incl. knob and symbol

fig.	Part No.	type	version	NP (-pole)	operation time	function	SP/250V (A)	permanent position	shaft (mm)	shaft L (mm)	MD (mm)	diagram
16	350182	M11	with bell	1	15min	1NO	16	-	6x4.6	15	28	TIM111
16	360544	M11	with bell	1	15min	1NO	16	-	6x4.6	15	24	TIM111
16	360545 ¹	M11	with bell	1	15min	1NO	16	-	6	15	28	TIM111
16	350183	M11	with bell	1	60min	1NO	16	-	6	9	28	TIM111
16	350205	M11	with bell	1	90min	1NO	16	X	6x4.6	25	28	TIM112
16	360475	M11	with bell	1	120min	1NO	16	-	6x4.6	21	28	TIM111
16	350120	M11	with bell	1	120min	1NO	16	X	6x4.6	40	28	TIM112
16	350130	M11	with bell	1	120min	1NO	16	X	6x4.6	23	28	TIM112
16	350145	M11	with bell	1	120min	1NO	16	X	6x4.6	27	28	TIM112
17	350124	M12	-	1	30min	1NO	10	-	6	15	28	TIM112
17	350117	M12	-	1	30min	1NO	16	-	6x4.6	23	28	TIM112
18	360460	M2	with bell	2	15min	2NO	16	X	6x4.6	23	28	TIM124
18	360446	M2	with bell	2	120min	2NO	16	X	6x4.6	23	28	TIM124
18	350133	M2	-	2	60min	2CO	16	X	6x4.6	17	28	TIM126
19	350049	M2	with bell	2	30min	2NO	16	X	6x4.6	23	28	TIM124
19	350009	M2	with bell	2	60min	2NO	16	-	6x4.6	24	28	TIM121
19	350040	M2	with bell	2	60min	2NO	16	X	6x4.6	23	28	TIM124
19	350003	M2	with bell	2	120min	2NO	16	-	6x4.6	23	28	TIM121
19	350008	M2	with bell	2	120min	2NO	16	X	6x4.6	24	28	TIM124
20	350110	M2	-	2	50s	2NO	16	-	3.5 x 3.5	20	28	TIM121
20	350032	M2	-	2	15min	2NO	16	-	6x4.6	18	28	TIM121

¹incl. knob
Table continues overleaf




fig.	Part No.	type	version	NP (-pole)	operation time	function	SP/250V (A)	permanent position	shaft (mm)	shaft L (mm)	MD (mm)	diagram
20	350187	M2	-	2	60min	2CO	16	X	6x4.6	23	28	TIM127
20	350112	M2	-	2	90min	2NO	16	-	6x4.6	23	28	TIM121
20	350134 ¹	M2	-	2	120min	2CO	16	X	6x4.6	22	28	TIM127
20	350186	M2	-	2	120min	2CO	16	X	6x4.6	23	28	TIM127
20	350193	M2	-	2	720min	2CO	16	-	6x4.6	22	28	TIM126
21	350020	M2	-	2	4min	2NO	16	-	6x4.6	23	28	TIM121
21	350195	M2	-	2	15min	2NO	16	-	6x4.6	22	28	TIM126
21	350018	M2	-	2	60min	2CO	16	X	6x4.6	23	28	TIM127
21	350023	M2	-	2	90min	2CO	16	-	6x4.6	23	28	TIM127
21	350214	M2	-	2	120min	1NO/1NC	16	-	6x4.6	23	28	TIM129
21	350022	M2	-	2	120min	2CO	16	X	6x4.6	23	28	TIM127
21	350030	M2	-	2	120min	2NO	16	-	6x4.6	23	28	TIM126
22	350192	M2	-	3	4min	3NO	16	-	6x4.6	22	28	TIM132
22	350161 ¹	M2	-	3	5min	3NO	16	-	6x4.6	22.5	28	TIM132
22	360173	M2	-	3	15min	3NO	16	X	6x4.6	16	28	TIM132
23	350043	MI7	-	2	120min	2NO	16	-	6x4.6	17	28	TIM121
24	360466 ²	MT49	-	2	220s	2NO	16	-	6x4.6	18	28	TIM121
24	360409	MT49	-	2	15min	2NO	16	-	6x4.6	17	28	TIM121
24	360458 ²	MT49	-	2	15min	2NO	16	-	6x4.6	24	28	TIM121
24	360164	MT49	-	2	15min	2NO	16	X	6x4.6	16	28	TIM124
25	360097	MT59	-	1	120min	1NO	16	-	6x4.6	20	28	TIM111
26	360447	T203	-	1	5min	1NO	16(3)	-	6x4.6	16	30	TIM111

¹incl. knob and symbol ²incl. knob

Diagrams may be found at the end of the chapter

audible timers

fig.	Part No.	operation time	ø (mm)	shaft ø (mm)	shaft L (mm)	MD (mm)
1	350166	15min	52	6x4.6	23	28
2	350014	15min	56	6x4.6	24	28

fig.	Part No.	operation time	ø (mm)	shaft ø (mm)	shaft L (mm)	MD (mm)
3	360630	15min	57.6	6.4x4.8	22.4	28.5
4	350189	15min	61	6x4.6	24	28.5

fig.	Part No.	operation time	ø (mm)	shaft ø (mm)	shaft L (mm)	MD (mm)
5	350036	60min	55	6x4.6	22	28
6	360573	60min	56	6x4.6	24	28

fig.	Part No.	operation time	ø (mm)	shaft ø (mm)	shaft L (mm)	MD (mm)
7	360151	120min	52	6x4.6	23	28
8	350180	120min	56	6x4.6	24	28



plug-in timers



fig.	Part No.	setting	operation time	intervals	function	SP/230V (A)	protection
1	360192	digital	24h/7days	1min	1NO	16	-
2	360190	mechanical	24h	15min	1NO	16	IP20
3	360191	mechanical	24h	15min	1NO	16	IP65

defrost timers

BIGATTI



fig.	Part No.	type	def.int.	DEF time (min)	fan delay	supply (V)	diagram
1	360188	D94.00	2x per 24h	60s	-	230	TIM502
2	360522	D94.44	3x in 24h	20	20	230	TIM501




fig.	Part No.	type	def.int.	DEF time (min)	fan delay	supply (V)	diagram
3	360053	D94.44	4x per 24h	10	-	230	TIM502
4	360181	SB1.81	1x per 24h	12-360	16	230	TIM501
4	360177	SB1.81	1x per 24h	12-360	-	230	TIM502
4	360176	SB1.81	2x per 24h	6-180	-	230	TIM502
4	360054	SB1.81	4x per 24h	3-90	-	230	TIM502
4	360175	SB1.81	6x per 24h	2-60	-	230	TIM502
4	360179	SB1.82	4x per 24h	3-90	2.5	230	TIM501
4	360178	SB1.82	6x per 24h	2-60	2.7	230	TIM501
4	360055	SB3.81	1-12x in 24h	2-54	-	230	TIM502
4	360058	SB3.82	1-12x in 24h	2-54	0-15	230	TIM501

Diagrams may be found at the end of the chapter

CDC



fig.	Part No.	type	def.int.	DEF time (min)	fan delay	supply (V)
1	360193	13102	1-12x in 24h	2-50	0-10	230

DECO



fig.	Part No.	type	def.int.	DEF time (min)	fan delay	supply (V)
1	360056	S2N	1x per 24h	0-540	-	230
1	360158	S2U06M	4x per 24h	0-135	-	230
1	360057	S2U2M	2x per 24h	0-270	-	230
1	360159	S2U4M	1x per 24h	0-540	-	230
1	360214	UZ06	4x per 24h	0-135	2.5	230
1	360194	UZ2G	2x per 24h	0-50	5	230
1	360195	UZ4G	1x per 24h	0-100	10	230

FIBER



fig.	Part No.	type	def.int.	DEF time (min)	fan delay
1	360168	P215J01	4	30	-

FLASH



fig.	Part No.	type	def.int.	DEF time (min)	fan delay	supply (V)
1	360184	16022	1-96 in 24h	15	-	230
2	360496	EH111	1-48x per 24h	15	-	230



fig.	Part No.	type	def.int.	DEF time (min)	fan delay	supply (V)
3	360261	MICROMAT	1-48 in 24h	15	-	230
3	360247	MICROMAT	1-48 in 24h	15	-	110/230
4	360426	MONOMAT	1-96 in 24h	15	-	230
4	360425	MONOMAT	1-96 in 24h	15	-	230



fig.	Part No.	type	def.int.	DEF time (min)	fan delay	supply (V)
5	360262	MONOTRON 124	1-20 in 24h	1-1430	-	230
6	360292	MONOTRON 200	1-20 in 24h	1-1430	-	230



fig.	Part No.	type	def.int.	DEF time (min)	fan delay	supply (V)
7	360414	MONOTRON 300CS	1-56 in 24h	1-60	1-60	230

GUAITANI



fig.	Part No.	type	def.int.	DEF time (min)	fan delay
1	360171	R4/1	2/4	4-60	3
1	360157	R4/2	2/4	0-40	3

LEGRAND



fig.	Part No.	type	def.int.	DEF time (min)	fan delay
1	360423	ALPHAREX D21	1-56 in 24h	1-60	-
1	360424	ALPHAREX D22	1-28 in 24h	1-60	-
2	360422	MICROREX QT31F	1-48 in 24h	30	-
2	360421	MICROREX T31F	1-48 in 24h	1-60	-



fig.	Part No.	type	def.int.	DEF time (min)	fan delay
3	360419	POLARREX KKT	1-48 in 24h	1-60	1-60
3	360417	POLARREX KT	1-48 in 24h	1-60	-
3	360420	POLARREX QKKT	1-48 in 24h	1-60	1-60
3	360418	POLARREX QKT	1-48 in 24h	1-60	-

MINI T

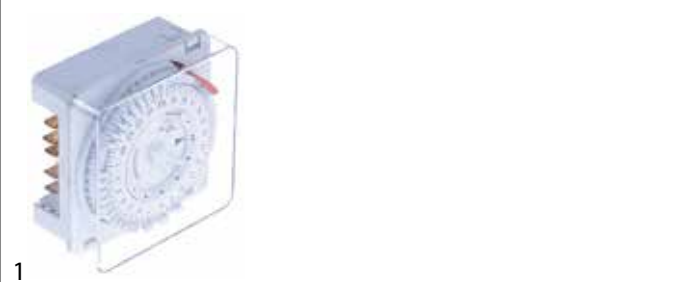


fig.	Part No.	type	def.int.	DEF time (min)	fan delay
1	360150	3611	1-48x per 24h	15-144 min	-

miscellaneous



fig.	Part No.	type	def.int.	DEF time (min)	fan delay
1	360553	DBZF-625-2G2B	6h	2min	-
2	360187	RZ-2001-21	4H	15m	5



3

fig.	Part No.	type	def.int.	DEF time (min)	fan delay
3	379312	TCS-3	2-30h	1-60	settable 1-8min

spare parts and accessories

motors

CDC



pos.	Part No.	ø pinion/teeth	supply (V)	turn direction	motor ø (mm)	motor type
1	360323	4.9 / 10	24	left	47	M48L ATS
2	360322	4.9 / 10	24	right	47	M48R ATS
3	360083	4.9 / 10	230	left	47	M48L ATS
4	360118	4.9 / 10	230	right	47	M48R ATS
5	360325	5.4 / 12	24	left	37	M37LN
6	360324	5.4 / 12	24	right	37	M37RN
7	360131	5.4 / 12	230	left	37	M37LN
8	360119	5.4 / 12	230	right	37	M37RN

FIBER



pos.	Part No.	ø pinion/teeth	supply (V)	turn direction	motor ø (mm)	motor type
1	360063	4.3 / 10	230	left	50x15	M51BJ0L2200
2	360062	4.3 / 10	230	right	50x15	M51BJ0R0000
3	360130	6.6 / 15	24	left	50x15	M51B20L0000
4	360319 ¹	6.6 / 15	230	left	42x15	M61B40L0000
5	360128	6.6 / 15	230	left	50x15	M51BJ0L6400
6	360114 ¹	6.6 / 15	230	right	42x15	M61B40R0000
7	360127	6.6 / 15	230	right	50x15	M51BJ0R0000

¹with pre resistor 230V

SAIA



pos.	Part No.	ø pinion/teeth	supply (V)	turn direction	motor ø (mm)	motor type
1	360113	4 / 12	230	left	48	UDS11NE1LHZ
2	360112	4 / 12	230	right	48	UDS11NE1RHZ

tension strap



1

fig.	Part No.	description
1	360061	tension strap for timer motors M51 FIBER

dial fascias




fig.	Part No.	graduation	permanent position	RA (°)	ø (mm)
1	112580	4min	-	0-330	60
2	110370	4min	-	30-330	60
3	112138	5min	-	0-290	60



fig.	Part No.	graduation	permanent position	RA (°)	ø (mm)
4	112913	5min	-	30-330	60
5	112577	15min	-	0-290	60
6	111247	15min	-	0-360	60



fig.	Part No.	graduation	permanent position	RA (°)	ø (mm)
7	110371	15min	-	30-330	60
8	112581	15min	-	30-330	60
9	110385	15min	-	10-300	60

fig.	Part No.	graduation	permanent position	RA (°)	ø (mm)
22	111249	60min	-	0-360	60
23	110373	60min	-	30-300	60
24	111202	60min	X	0-300	60

fig.	Part No.	graduation	permanent position	RA (°)	ø (mm)
10	112578	15min	X	0-290	60
11	110379	15min	X	0-300	60
12	111253	30min	-	0-270	60

fig.	Part No.	graduation	permanent position	RA (°)	ø (mm)
25	111250	110min	-	0-360	60
26	111199	120min	-	0-330	60
27	110375	120min	-	30-330	60

fig.	Part No.	graduation	permanent position	RA (°)	ø (mm)
13	112588	30min	-	0-290	60
14	112582	30min	-	0-330	60
15	111248	30min	-	0-360	60

fig.	Part No.	graduation	permanent position	RA (°)	ø (mm)
28	112590	120min	-	0-300	60
29	111206	120min	-	10-300	60
30	110381	120min	X	0-300	60

fig.	Part No.	graduation	permanent position	RA (°)	ø (mm)
16	111207	30min	-	30-300	60
17	110372	30min	-	30-330	60
18	112586	30min	X	0-290	60

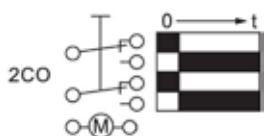
knobs

fig.	Part No.	ø (mm)	shaft ø (mm)	fig.	Part No.	ø (mm)	shaft ø (mm)
1	110366	44	6x4.6	2	110365	44	3.5x3.5

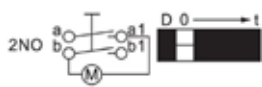
fig.	Part No.	graduation	permanent position	RA (°)	ø (mm)
19	111205	30min	X	30-300	60
20	112589	60min	0-290	-	60
21	112583	60min	-	0-330	60



TIE121



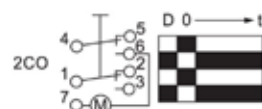
TIE122



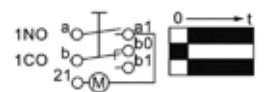
TIE123



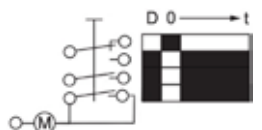
TIE125



TIE128



TIE129



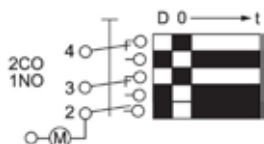
TIE130



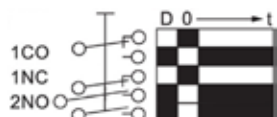
TIE131



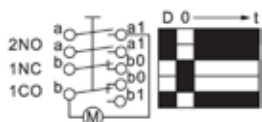
TIE132



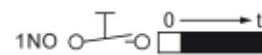
TIE133



TIE141



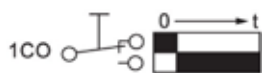
TIM111



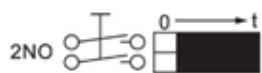
TIM112



TIM113



TIM121



TIM123



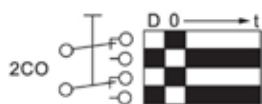
TIM124



TIM126



TIM127



TIM129



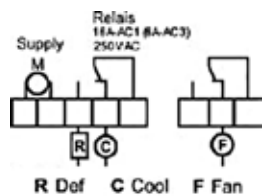
TIM132



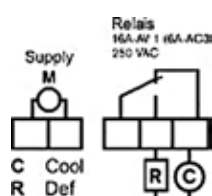
TIM141



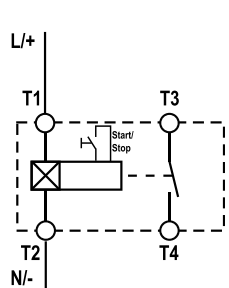
TIM501



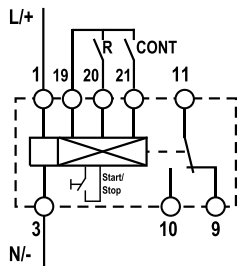
TIM502



Z22

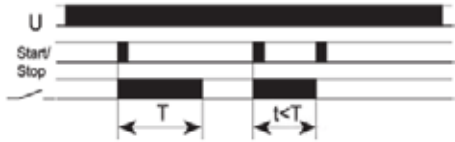


Z23





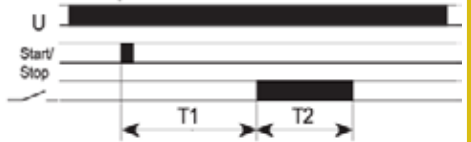
FZ37: Signal OFF delay with Start/ Stop pushbutton



FZ39: Symmetrical recycling, ON start with Start/Stop pushbutton



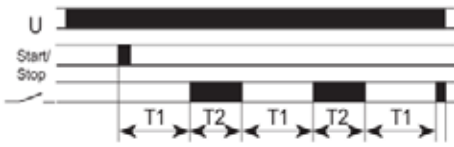
FZ41: Pulse generator with Start/Stop pushbutton




FZ38: On delay with Start/Stop pushbutton



FZ40: Symmetrical recycling, OFF start with Start/Stop pushbutton



GASTROPARTS.COM



© 2020 Gastroparts Sp. J. All rights reserved.