



**GASTROPARTS**

# Rational

**[EN]** Cooking

**[DE]** Kochtechnik

**[ES]** Cocción

**[FR]** Cuisson

**[IT]** Cottura

**[PL]** Obróbka termiczna

**[RU]** Термическая обработка

✉ [gastroparts@gastroparts.com](mailto:gastroparts@gastroparts.com)

☎ tel. +48 56 657 00 66

📘 [fb.com/gastroparts.global](https://fb.com/gastroparts.global)

**GASTROPARTS.COM**





## heating elements

## immersion heating elements

with expansion flange 70 x 18mm



<b>Part No.</b>	417685	<b>Ref. No.</b>	3004.3509 3004.3535 3004.4142 3004.4303
<b>description</b>	heating element 3000W 400V heating circuits 2 flange 70x18mm L 365mm W 64mm connection male faston 6.3mm tube ø 8.5mm immersion heater expansion flange		
<b>For models:</b>	CM20-3NAC380V50Hz, CM20-3NAC400V50Hz		



<b>Part No.</b>	417672	<b>Ref. No.</b>	3004.3516 3004.4105 3004.4108 3004.4114 3004.4121 3004.4307
<b>description</b>	heating element 6000W 230V flange 70x18mm L 355mm		
<b>For models:</b>	CC6, CD101, CD20, CD201, CM201		



<b>Part No.</b>	417687	<b>Ref. No.</b>	3004.3405 3004.3505 3004.3523 3004.4102 3004.4106 3004.4112 3004.4136 3004.4305
<b>description</b>	heating element 6000W 230V heating circuits 2 flange 70x18mm L 365mm W 65mm connection male faston 6.3mm tube ø 8.5mm immersion heater expansion flange connection length 32mm		
<b>For models:</b>	CD101, CD20, CD201, CM101, CM201		



<b>Part No.</b>	417699	<b>Ref. No.</b>	3004.4155 3004.4156 3004.4162 3004.4163
<b>description</b>	heating element 6000W 230V heating circuits 2 flange 70x18mm L 375mm W 65mm connection male faston 6.3mm tube ø 8.5mm immersion heater expansion flange thermostat sleeves ø 2.5mm length thermostat sleeves 105mm number of thermostat sleeves 1		
<b>For models:</b>	CC6, CD101, CD201		



<b>Part No.</b>	417673	<b>Ref. No.</b>	3004.3518 3004.4304
<b>description</b>	heating element 6000W 400V flange 70x18mm number of thermostat sleeves 1		
<b>For models:</b>	CC101, CC201, CM101, CM201		



<b>Part No.</b>	417686	<b>Ref. No.</b>	3004.3508 3004.4135 3004.4302
<b>description</b>	heating element 6000W 400V heating circuits 2 flange 70x18mm L 365mm W 65mm connection male faston 6.3mm tube ø 8.5mm immersion heater expansion flange		
<b>For models:</b>	CC101, CC201, CM101, CM201		



<b>Part No.</b>	417688	<b>Ref. No.</b>	3004.4157 3004.4158 3004.4164 3004.4165
<b>description</b>	heating element 6000W 400V heating circuits 2 flange 70x18mm L 370mm W 65mm connection male faston 6.3mm tube ø 8.5mm immersion heater expansion flange thermostat sleeves ø 3mm length thermostat sleeves 134mm number of thermostat sleeves 1		
<b>For models:</b>	CC101, CC201, CM101, CM201		

## special flanges




<b>Part No.</b>	420519	<b>Ref. No.</b>	44.01.378 4401336 4401340 87.01.016
<b>description</b>	heating element 18000W 230/400V heating circuits 1 L 188mm W 66mm flange length 123mm flange width 102mm connection cable included cable length 850mm boiler		


## miscellaneous






<b>Part No.</b>	417678	<b>Ref. No.</b>	44.00.195 44.00.533 87.00.367
<b>description</b>	heating element 18000W 230V heating circuits 6 L 194mm W 87mm H 68mm hole distance 50mm hole ø 8mm number of thermostat sleeves 2 thermostat sleeves ø 6/2mm length thermostat sleeves 142/105mm thermostat sleeve clinging cable length 730mm immersion heater 10 hole flange		
<b>For models:</b>	CM102, CM201, CM202, CM62, SCC102, SCC201, SCC202, SCC62		





			
1			
<b>Part No.</b>	417694	<b>Ref. No.</b>	44.00.194 44.00.534 87.00.366
<b>description</b>	heating element 9000W 230V heating circuits 3 L 192mm W 39mm H 68mm hole distance 90mm hole ø 8mm thermostat sleeves ø 2.5/6.5mm length thermostat sleeves 155mm number of thermostat sleeves 2 thermostat sleeve eccentric, clinging flange length 82mm flange width 82mm tube ø 6.5mm cable length 200mm immersion heater 5 hole flange		
<b>For models:</b>	CM101, CM61, SCC101, SCC202, SCC61		


			
1			
<b>Part No.</b>	417696	<b>Ref. No.</b>	3201.1200 3201.1205 3201.1206 3201.1210
<b>description</b>	heating element 9000W 230V heating circuits 3 L 232mm W 76mm H 38mm number of thermostat sleeves 1 thermostat sleeves ø 2.5mm length thermostat sleeves 235mm thermostat sleeve eccentric, clinging tube ø 6.5mm hole distance 64mm hole ø 8mm connection length 41mm connection male faston 6.3mm rectangular flange immersion heater flange width 72mm flange length 82mm		
<b>For models:</b>	CCC101, CCC102, CCC61, CCD101, CCD102, CCD61, CCM101, CCM102, CCM61		

			
1			
<b>Part No.</b>	417714	<b>Ref. No.</b>	44.00.292 87.00.371
<b>description</b>	heating element 9000W 230V heating circuits 3 L 193mm W 39mm H 69mm hole distance 65mm hole ø 8mm thermostat sleeves ø 3/7.5mm length thermostat sleeves 142/102mm number of thermostat sleeves 2 thermostat sleeve eccentric, clinging flange length 82mm flange width 82mm tube ø 6.5mm for combi-steamer		
<b>accessories for</b>	417714		
	<b>Part No.</b>	<b>Ref. No.</b>	—
	550893		
	gasket L 81mm W 81mm hole distance 65mm thickness 4mm for heating element suitable for RATIONAL equiv. no. 4400280		


			
1			
<b>Part No.</b>	417646	<b>Ref. No.</b>	44.01.333 44.01.337 87.01.011 87.01.012
<b>description</b>	heating element 9000W 400V L 195mm W 40mm H 80mm number of thermostat sleeves 1 thermostat sleeves ø 6mm length thermostat sleeves 132mm tube ø 6mm hole distance 61mm hole ø 7.5mm cable length 60mm combi-steamer flange width 82mm flange length 82mm with gasket with thermowell		

			
1			
<b>Part No.</b>	417695	<b>Ref. No.</b>	3201.1000 3201.1004 3201.1008 3201.1009 8720.1590
<b>description</b>	heating element 9000W 230V heating circuits 3 L 205mm W 38mm H 70mm number of thermostat sleeves 1 thermostat sleeves ø 2.5mm length thermostat sleeves 120mm thermostat sleeve eccentric, clinging tube ø 6.3mm hole distance 64mm hole ø 8mm connection male faston 6.3mm 4 hole flange immersion heater flange width 82mm flange length 82mm		
<b>For models:</b>	CCC101, CCC201, CCC202, CCC61, CCD101, CCD201, CCD202, CCD61, CCM101, CCM201, CCM202, CCM61, CD101, CD102, CD201, CD202, CD61, CM101, CM102, CM201, CM202, CM61, CPC101, CPC102, CPC201, CPC202, CPC61		
<b>accessories for</b>	417695		
	<b>Part No.</b>	<b>Ref. No.</b>	5110.1003
	512482		
	gasket rubber L 82mm W 82mm thickness 4mm hole ø 9mm hole distance 64mm for heating element suitable for RATIONAL 4 holes		


### heating elements for convection


			
1			
<b>Part No.</b>	693548	<b>Ref. No.</b>	2150.1005
<b>description</b>	flange suitable for convection heating element W 23mm mounting pos. outer length 210		
<b>For models:</b>	CCC101, CCC102, CCC201, CCC202, CCC61, CCD101, CCD102, CCD201, CCD202, CCD61, CCM101, CCM102, CCM201, CCM202, CCM61		






			
1			
<b>Part No.</b>	417675	<b>Ref. No.</b>	3200.1003 8720.1597
<b>description</b>	heating element 15000W 230V heating circuits 6 ID ø 635mm ED ø 650mm L 696mm H 200mm L1 23mm W1 156mm H1 35mm H2 165mm flange length 210mm flange width 24mm hole distance 31mm connection male faston 6.3mm connection length 80mm tube ø 6.3mm convection heating element hole ø 7mm mounting pos. outer rectangular flange		
<b>For models:</b>	CCC102, CCC202, CCD102, CCD202, CCM102, CCM202, CD102, CD202, CM102, CM202, CPC102, CPC202		

			
1			
<b>Part No.</b>	417677	<b>Ref. No.</b>	40.00.597 87.00.404
<b>description</b>	heating element 18000W 230V heating circuits 6 ID ø 407mm ED ø 485mm L 485mm H 106mm W1 111mm H1 11mm H2 85mm flange length 140mm flange width 72mm hole distance 128mm connection cable connection length 98mm tube ø 6.6mm cable length 600mm convection heating element hole ø 5mm rectangular flange L1 485mm		
<b>For models:</b>	CM201, SCC201		


			
1			
<b>Part No.</b>	418381	<b>Ref. No.</b>	40.00.596 40.02.588 87.00.407
<b>description</b>	heating element 18000W 230V		
<b>For models:</b>	CM201, SCC201		

			
1			
<b>Part No.</b>	418380	<b>Ref. No.</b>	40.00.075 87.00.383
<b>description</b>	heating element 18000W 230V heating circuits 6 ID ø 415mm ED ø 480mm L 480mm H 110mm W1 111mm H1 10mm H2 100mm flange length 140mm flange width 61mm hole distance 65mm tube ø 6.3mm		
<b>For models:</b>	CM101, SCC101		

			
1			
<b>Part No.</b>	417676	<b>Ref. No.</b>	40.00.265 87.00.396
<b>description</b>	heating element 18000W 230V heating circuits 3 ID ø 410mm ED ø 477mm L 477mm H 110mm W1 110mm H1 20mm H2 90mm flange length 140mm flange width 62mm hole distance 64mm connection cable connection length 70mm tube ø 6.3mm convection heating element		
<b>For models:</b>	CM101, SCC101, SCC202		


			
1			
<b>Part No.</b>	417683	<b>Ref. No.</b>	40.00.267 87.00.397
<b>description</b>	heating element 30000W 230V heating circuits 6 ID ø 573mm ED ø 630mm L 655mm H 120mm W1 135mm H1 15mm H2 110mm flange length 160mm flange width 75mm hole distance 74mm connection cable connection length 95mm tube ø 8.5mm cable length 600mm convection heating element hole ø 6mm rectangular flange L1 8mm		
<b>For models:</b>	CM102, CM202, SCC102, SCC202		
<b>accessories for</b>	417683		
	<b>Part No.</b>	560611	<b>Ref. No.</b> 40.00.331
	gasket L 160mm W 75mm for heating element thickness 2mm hole distance 74mm SCC Linie 102/202		




1

<b>Part No.</b>	418377	<b>Ref. No.</b>	40.00.271 87.00.400
<b>description</b>	heating element 6000W 230V heating circuits 3 ID ø 404mm ED ø 420mm L 440mm H 107mm W1 112mm H1 20mm H2 84mm flange length 140mm flange width 61mm hole distance 65mm connection cable tube ø 6.5mm cable length 300mm convection heating element hole ø 5.5mm rectangular flange L1 7mm		
<b>For models:</b>	CM102, SCC102		




1

<b>Part No.</b>	417690	<b>Ref. No.</b>	40.00.261 87.00.394
<b>description</b>	heating element 9000W 230V heating circuits 3 ID ø 407mm ED ø 420mm L 443mm H 105mm W1 107mm H1 21mm H2 88mm flange length 140mm flange width 62mm hole distance 65mm connection cable connection length 90mm tube ø 6.5mm cable length 270mm convection heating element hole ø 5mm rectangular flange L1 6mm		
<b>For models:</b>	CM61, SCC61		





1

<b>Part No.</b>	418378	<b>Ref. No.</b>	40.00.077 87.00.384
<b>description</b>	heating element 9000W 230V heating circuits 3 ID ø 410mm ED ø 420mm L 435mm H 108mm W1 106mm H1 15mm H2 93mm flange length 140mm flange width 60mm hole distance 65mm tube ø 6.5mm hole ø 6mm		
<b>For models:</b>	CM61, SCC61		




1

<b>Part No.</b>	417692	<b>Ref. No.</b>	3200.1000 8720.1594
<b>description</b>	heating element 9000W 230V heating circuits 3 ID ø 445mm ED ø 458mm L 474mm H 130mm W1 156mm H1 33mm H2 97mm flange length 210mm flange width 24mm hole distance 31mm connection male faston 6.3mm connection length 80mm tube ø 6.5mm dry heating element hole ø 7.5mm mounting pos. inner rectangular flange L1 16mm		
<b>For models:</b>	CCC101, CCC201, CCC61, CCD101, CCD201, CCD61, CCM101, CCM201, CCM61, CD101, CD201, CD61, CM101, CM201, CM61, CPC101, CPC201, CPC61		
<b>accessories for</b>	417692		
	<b>Part No.</b>	512484	<b>Ref. No.</b> 5110.1009
	gasket L 210mm W 24mm thickness 2mm for heating element		



1







<b>Part No.</b>	417693	<b>Ref. No.</b>	3200.1001 8720.1595
<b>description</b>	heating element 9000W 230V heating circuits 3 ID ø 504mm ED ø 516mm L 535mm H 130mm W1 156mm H1 35mm H2 95mm flange length 210mm flange width 25mm hole distance 31mm connection male faston 6.3mm connection length 80mm tube ø 6.5mm dry heating element hole ø 7.5mm mounting pos. outer rectangular flange L1 19mm		
<b>For models:</b>	CCC101, CCC201, CCD101, CCD201, CCM101, CCM201, CD101, CD201, CM101, CM201, CPC101, CPC201		









1

<b>Part No.</b>	417697	<b>Ref. No.</b>	3004.3507 3004.3524
<b>description</b>	heating element 9000W 230V heating circuits 4 ID ø 310mm ED ø 333mm L 410mm H 115mm L1 77mm W1 75mm H1 15mm H2 100mm thread M14x1.5 8 hole fixing connection male faston 6.3mm tube ø 8.5mm convection heating element		
<b>For models:</b>	CC6		



			
1			
<b>Part No.</b>	415239	<b>Ref. No.</b>	3004.3530
<b>description</b>	heating element 9000W 400V heating circuits 3 ID ø 440mm ED ø 453mm L 465mm H 140mm L1 15mm W1 150mm H1 30mm H2 110mm thread M14x1.5 6 hole fixing connection male faston 6.3mm tube ø 6.3mm mounting pos. outer convection heating element		
<b>For models:</b>	CC101, CC201, CM101, CM201		
<b>accessories for</b>	415239		
	<b>Part No.</b>	510417	<b>Ref. No.</b> —
	flat gasket fibre ED ø 20mm ID ø 14mm thickness 2mm Qty 1 pcs		
	<b>Part No.</b>	520228	<b>Ref. No.</b> 3004.1405
	tooth lock washer ID ø 15.3mm ED ø 24mm steel Qty 1 pcs for thread M14		
	<b>Part No.</b>	520230	<b>Ref. No.</b> 3004.1406
	nut thread M14x1.5 H 5mm WS 19 zinc-coated steel Qty 1 pcs		
	<b>Part No.</b>	521101	<b>Ref. No.</b> —
	nut thread M14x1.5 H 5mm WS 19 SS Qty 1 pcs		
	<b>Part No.</b>	550262	<b>Ref. No.</b> —
	flat gasket copper ED ø 20mm ID ø 14mm thickness 2mm		


			
1			
<b>Part No.</b>	417679	<b>Ref. No.</b>	3004.1403 3004.1411 3004.4100 3004.4110
<b>description</b>	heating element 2000W 220V heating circuits 1 L 95mm W 520mm connection length 24mm connection male faston 6.3mm tube ø 6.3mm thread M14x1.5 2 hole fixing convection heating element mounting distance 514mm		
<b>For models:</b>	CD101, CD201, CM101, CM201		

			
1			
<b>Part No.</b>	415556	<b>Ref. No.</b>	3004.1407 3004.4300
<b>description</b>	heating element 2000W 400V heating circuits 1 L 85mm W 530mm connection male faston 6.3mm tube ø 6.5mm thread M14x1.5 2 hole fixing convection heating element mounting distance 525mm		
<b>accessories for</b>	415556		
	<b>Part No.</b>	520228	<b>Ref. No.</b> 3004.1405
	tooth lock washer ID ø 15.3mm ED ø 24mm steel Qty 1 pcs for thread M14		
	<b>Part No.</b>	520230	<b>Ref. No.</b> 3004.1406
	nut thread M14x1.5 H 5mm WS 19 zinc-coated steel Qty 1 pcs		
	<b>Part No.</b>	521101	<b>Ref. No.</b> —
	nut thread M14x1.5 H 5mm WS 19 SS Qty 1 pcs		
	<b>Part No.</b>	550262	<b>Ref. No.</b> —
	flat gasket copper ED ø 20mm ID ø 14mm thickness 2mm		

## thermostats

### bi-metal thermostats

#### bi-metal thermostats

			
1			
<b>Part No.</b>	375160	<b>Ref. No.</b>	3014.0325
<b>description</b>	bi-metal thermostat hole distancemm switch-off temp. 110°C 1NC 1-pole 16A connection F6.3 M4		
<b>For models:</b>	CD101, CM101, CM102, CM201, CM202, CM61, CPC101, CPC102, CPC201, CPC202, CPC61		



control and safety thermostats

EGO

control thermostats

55.13\_ series




<b>Part No.</b>	375087	<b>Ref. No.</b>	3014.0311
<b>description</b>	thermostat t.max. 300°C temperature range 50-300°C 1-pole 1C0 16A probe ø 3.03mm probe L 160mm capillary pipe 1130mm capillary pipe isolated 1103mm gland nut shaft L 23mm shaft position upper rotation 270°		
<b>For models:</b>	CD101, CD20, CD201, CM101		



<b>Part No.</b>	375066	<b>Ref. No.</b>	3014.0166
<b>description</b>	thermostat t.max. 300°C temperature range 60-300°C 1-pole 1C0 16A probe ø 4mm probe L 98mm capillary pipe 1450mm capillary pipe isolatedmm gland nut shaft ø 6x4.6mm shaft L 25mm shaft position upper special probe		
<b>For models:</b>	CCD101, CCD102, CCD201, CCD202, CCD61, CD101, CD102, CD201, CD202, CD61		



<b>Part No.</b>	375088	<b>Ref. No.</b>	3014.0318
<b>description</b>	thermostat t.max. 300°C temperature range 60-300°C 1-pole 1N0 16A probe ø 4mm probe L 100mm capillary pipe 830mm capillary pipe isolated 800mm gland nut shaft L 15mm shaft position upper rotation 270°		
<b>For models:</b>	CD101, CD20, CD201		



<b>Part No.</b>	375085	<b>Ref. No.</b>	3014.0312
<b>description</b>	thermostat t.max. 90°C temperature range 0-90°C 1-pole 1C0 16A probe ø 3.1mm probe L 247mm capillary pipe 1430mm capillary pipe isolated 1400mm gland nut shaft ø 6x4.6mm shaft L 18mm shaft position upper probe material SS		
<b>For models:</b>	CCD101, CCD102, CCD201, CCD202, CCD61, CD101, CD102, CD20, CD201, CD202, CD61, CM101, CM201		

safety thermostats

51.\_ series



<b>Part No.</b>	375090	<b>Ref. No.</b>	3014.0310 3014.0316
<b>description</b>	safety thermostat switch-off temp. 365°C 2-pole 16A probe ø 4mm probe L 120mm capillary pipe 1170mm capillary pipe isolated 1100mm gland nut probe SS		
<b>For models:</b>	CC101, CC201, CC6, CD101, CD20, CD201, CM101, CM201, CM62		

55.32\_ series




<b>Part No.</b>	375984	<b>Ref. No.</b>	40.00.673
<b>description</b>	safety thermostat switch-off temp. 225°C 3-pole 3NC 20A probe ø 6mm probe L 94mm capillary pipe 900mm capillary pipe isolated 670mm gland nut M10x1 probe SS		




<b>Part No.</b>	375890	<b>Ref. No.</b>	40.00.638
<b>description</b>	safety thermostat switch-off temp. 650°C 3-pole starting temperature 624°C		


56.\_ series



<b>Part No.</b>	390797	<b>Ref. No.</b>	40.02.515
<b>description</b>	safety thermostat switch-off temp. 157°C 1-pole 16A probe ø 6mm probe L 62mm capillary pipe 1520mm capillary pipe isolated 1380mm gland nut probe		
<b>For models:</b>	CM101, CM102, CM201, CM202, CM61, CM62, SCC101, SCC102, SCC201, SCC202, SCC61, SCC62		




<b>Part No.</b>	375862	<b>Ref. No.</b>	40.01.329
<b>description</b>	safety thermostat switch-off temp. 183°C 1-pole 16A probe ø 6mm probe L 61mm capillary pipe 1460mm capillary pipe isolated 1400mm gland nut probe SS		
<b>For models:</b>	CM101, CM102, CM201, CM202, CM61, CM62, SCC101, SCC102, SCC201, SCC202, SCC61, SCC62		



<b>Part No.</b>	390977	<b>Ref. No.</b>	3014.0324
<b>description</b>	safety thermostat switch-off temp. 360°C 1-pole 16A probe ø 4mm probe L 102mm capillary pipe 1200mm capillary pipe isolated 820mm gland nut 1/4" probe SS		
<b>For models:</b>	CD101, CD102, CD201, CD202, CD61		



<b>Part No.</b>	375774	<b>Ref. No.</b>	40.00.605 40.01.482
<b>description</b>	safety thermostat switch-off temp. 365°C 1-pole 16A probe ø 4mm probe L 96mm capillary pipe 1160mm capillary pipe isolated 1100mm gland nut probe SS with special screwing screw connection M10x1		
<b>For models:</b>	CM101, CM102, CM201, CM202, CM61, CM62, SCC101, SCC102, SCC201, SCC202, SCC61, SCC62		




<b>Part No.</b>	375159	<b>Ref. No.</b>	3014.0326 3014.0326ET 3014.0326S
<b>description</b>	safety thermostat switch-off temp. 365°C 1-pole 16A probe ø 4mm probe L 96mm capillary pipe 1160mm capillary pipe isolated 1100mm gland nut probe with special screwing screw connection M14x1		
<b>For models:</b>	CD101, CD102, CD201, CD202, CD61, CM101, CM102, CM201, CM202, CM61, CPC101, CPC102, CPC201, CPC202, CPC61		




control thermostats with operation switch

55.13\_ series



<b>Part No.</b>	375083	<b>Ref. No.</b>	3014.0308
<b>description</b>	thermostat t.max. 250°C temperature range 60-250°C 1-pole 1NO 16A probe ø 4mm probe L 100mm capillary pipe 3150mm capillary pipe isolated 3090mm gland nut shaft ø 6x4.6mm shaft L 23mm shaft position upper rotation 270° outer switch 2NO		
<b>For models:</b>	CD101, CD20, CD201		

55.34\_ series



<b>Part No.</b>	375570	<b>Ref. No.</b>	40.00.799
<b>description</b>	thermostat t.max. 470°C temperature range 100-470°C 1-pole 1NO 16A probe ø 3.9mm probe L 228mm capillary pipe 1110mm capillary pipe isolated 600mm gland nut shaft ø 6x4.6mm shaft L 24mm shaft position upper rotation 270° outer switch 2NO		

switches and momentary switches

push/momentary push switches

30x22mm



<b>Part No.</b>	347178	<b>Ref. No.</b>	3016.1430
<b>description</b>	push switch mounting measurements 30x22mm black 2NO 250V 16A non-illuminated connection male faston 6.3mm ambient temperature max. 85/55°C protection IP40		
<b>For models:</b>	CC101, CC201, CC6		

ø18.2mm



<b>Part No.</b>	346508	<b>Ref. No.</b>	3016.1352
<b>description</b>	momentary push switch mounting ø 18.2mm black 1NC/1NO 250V 2A connection screw ambient temperature max. 85°C protection IP40		
<b>For models:</b>	CD101, CD20, CD201, CM101, CM201		

microswitches

lever actuated



<b>Part No.</b>	345125	<b>Ref. No.</b>	3040.3011
<b>description</b>	microswitch with lever 250V 16A 1CO connection male faston 6.3mm ambient temperature max. 85°C mounting distance 25mm type C99ZP3 actuating force: 25g lever length 63.5mm		
<b>For models:</b>	CM101, CM102, CM201, CM202, CM61		

roller-lever actuated

microswitches




<b>Part No.</b>	347949	<b>Ref. No.</b>	3016.0102
<b>description</b>	microswitch with handle with a switch 250V 0.1A 1NC connection male faston 6.3mm L 21mm L1 12mm mounting distance 24mm white		
<b>For models:</b>	CPC101, CPC102, CPC201, CPC202, CPC61, SCC101, SCC102, SCC201, SCC202, SCC61, SCC62		

pin-plunger actuated

M16



<b>Part No.</b>	345047	<b>Ref. No.</b>	3016.1400 3016.1403 3016.1407
<b>description</b>	microswitch with plunger thread M16x1 thread L 27mm 250V 5A 1NO connection cable stroke 5mm ambient temperature max. 85°C with cable type 837333 actuating force: 400g		
<b>For models:</b>	CC101, CC201, CC6, CD101, CD20, CD201, CM101, CM201, CM62		
<b>accessories for</b>	345047		
	<b>Part No.</b>	698490	<b>Ref. No.</b> —
	cover ED ø 17mm suitable for 345047		





## cam switches

## 2 operating positions



1

<b>Part No.</b>	300048	<b>Ref. No.</b>	3016.1620
<b>description</b>	cam switch 2 operating positions core temperature sequence 1-2 shaft $\varnothing$ 6x4.6mm connection male faston 4-pole		
<b>For models:</b>	CD101, CD20, CD201		

## 4 operating positions



1

<b>Part No.</b>	300046	<b>Ref. No.</b>	3016.1600 3016.1630
<b>description</b>	cam switch 4 operating positions 5NO sequence 0-1-2-3 16A shaft $\varnothing$ 6x4.6mm shaft L 27mm connection male faston 6.3mm		
<b>For models:</b>	CM6, CM6-3NAC380V50Hz, CM6-3NAC400V50Hz		



1

<b>Part No.</b>	300049	<b>Ref. No.</b>	3016.1640
<b>description</b>	cam switch 4 operating positions 8NO sequence 0-1-2-3 16A shaft $\varnothing$ 6x4.6mm shaft L 17mm connection male faston 6.3mm		
<b>For models:</b>	CD101, CD20, CD201		


## 5 operating positions



1

<b>Part No.</b>	300070	<b>Ref. No.</b>	3016.1613
<b>description</b>	cam switch 5 operating positions 9NO sequence 0-1-2-3-4 16A shaft $\varnothing$ 6x4.6mm shaft L 23mm connection male faston 6.3mm plastic		
<b>For models:</b>	CD101, CD102, CD201, CD202, CD61		

## 6 operating positions



1

<b>Part No.</b>	300051	<b>Ref. No.</b>	3016.1631
<b>description</b>	cam switch 6 operating positions 2NO sequence 1-0-2-3-4-5 6A shaft $\varnothing$ 6x4.6mm shaft L 33mm connection male faston 6.3mm plastic		
<b>For models:</b>	CM101, CM201, CM62		

## rotary switches

## TELEMECANIQUE (Schneider Electric)



1

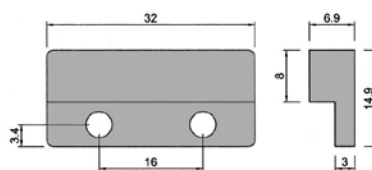
<b>Part No.</b>	300047	<b>Ref. No.</b>	3016.1300
<b>description</b>	rotary switch 4 operating positions 9-pole		
<b>For models:</b>	CD101, CD20, CD201		

## magnetic switches

## 32x15mm



1



<b>Part No.</b>	346515 <sup>1</sup>	<b>Ref. No.</b>	40.00.454
<b>description</b>	magnetic switch L 32mm W 15mm 1NO 250V 0.5A P max. 50W connection coded plug cable length 1750mm		
<b>For models:</b>	CM101, CM102, CM201, CM202, CM61, CM62, SCC101, SCC102, SCC202, SCC61, SCC62		

<sup>1</sup>with coded connector



1

<b>Part No.</b>	345109	<b>Ref. No.</b>	3016.1408 3016.1415 3016.1439
<b>description</b>	magnetic switch L 32mm W 15mm 1NO 250V 1A P max. 40W connection cable cable length 2000mm		

Ø 8mm

1

<b>Part No.</b>	346511	<b>Ref. No.</b>	3016.1417 3016.1437
<b>description</b>	magnetic switch 230V 0.2A P max. 50W probe L 60mm 1NO connection cable cable length 2500mm		
<b>For models:</b>	CPC101, CPC102, CPC201, CPC202, CPC61		

accessories

magnets

1

<b>Part No.</b>	346514	<b>Ref. No.</b>	3016.1409
<b>description</b>	magnet Ø 10mm L 40mm H mm W mm		
<b>For models:</b>	CCC101, CCC61, CCD101, CCD61, CCM101, CCM61, CD101, CD102, CD201, CD202, CD61, CM101, CM102, CM201, CM202, CM61, CPC101, CPC102, CPC201, CPC202, CPC61		

1

<b>Part No.</b>	345110	<b>Ref. No.</b>	3016.1412
<b>description</b>	magnet Ømm L 25mm H 9mm W 15mm		
<b>For models:</b>	CCC101, CCC102, CCC61, CCD101, CCD102, CCD61, CCM101, CCM102, CCM61		

magnetic holders

1

<b>Part No.</b>	541986	<b>Ref. No.</b>	24.00.502
<b>description</b>	magnet holder with magnet Ø 13mm		
<b>For models:</b>	CM101, CM102, CM61, CM62, SCC101, SCC102, SCC61, SCC62		

control equipment

JKN (Square D)

push buttons

1

<b>Part No.</b>	345207	<b>Ref. No.</b>	3016.1353
<b>description</b>	push button mounting measurements Ø22mm transparent reset		
<b>For models:</b>	CM101, CM201, CM62		
<b>accessories for</b>	345207		
	<b>Part No.</b>	345175	<b>Ref. No.</b> —
	contact block 1NC/1NO		

rotary switches

1

<b>Part No.</b>	110261	<b>Ref. No.</b>	3016.1311
<b>description</b>	rotary selector		

1

<b>Part No.</b>	110260	<b>Ref. No.</b>	3016.1310
<b>description</b>	rotary selector mounting measurements Ø22mm		
<b>For models:</b>	CD101, CD20, CD201		
<b>accessories for</b>	110260		
	<b>Part No.</b>	110261	<b>Ref. No.</b> 3016.1311
	rotary selector		





## lamps



1

<b>Part No.</b>	359606	<b>Ref. No.</b>	3024.0301
-----------------	--------	-----------------	-----------

<b>description</b>	neon light bulb socket Ba9s 220V 2W clear ø 10mm L 28mm		
--------------------	---	--	--

<b>For models:</b>	CM101, CM201, CM62		
--------------------	--------------------	--	--

<b>accessories for</b>	359606		
------------------------	--------	--	--



<b>Part No.</b>	359060	<b>Ref. No.</b>	—
-----------------	--------	-----------------	---

lamp socket mounting measurements ø16.2mm socket E10 connection screw



<b>Part No.</b>	359063	<b>Ref. No.</b>	—
-----------------	--------	-----------------	---

lamp socket mounting measurements ø19.2mm socket E14 connection screw



<b>Part No.</b>	359064	<b>Ref. No.</b>	—
-----------------	--------	-----------------	---

lamp socket mounting measurements ø22.3mm socket E14 connection screw 250/380V ambient temperature at 1W 100°C ambient temperature at 2W 85°C



<b>Part No.</b>	359685	<b>Ref. No.</b>	—
-----------------	--------	-----------------	---

lamp socket mounting measurements ø16.2mm socket E10



<b>Part No.</b>	359832	<b>Ref. No.</b>	—
-----------------	--------	-----------------	---

lamp socket mounting measurements ø16.2mm socket Ba9s connection male faston 6.3mm



<b>Part No.</b>	359853	<b>Ref. No.</b>	—
-----------------	--------	-----------------	---

lamp socket mounting measurements ø18.2mm socket Ba9s connection male faston 6.3mm



<b>Part No.</b>	359988	<b>Ref. No.</b>	—
-----------------	--------	-----------------	---

lamp socket mounting measurements ø30.5mm 250V connection F6.3 temp.-resist. 55°C E14



1

<b>Part No.</b>	300197	<b>Ref. No.</b>	40.00.464
-----------------	--------	-----------------	-----------

<b>description</b>	potentiometer 4.7KOhm rotation 360° with switch shaft L 22mm shaft ø 5.9mm		
--------------------	--	--	--

<b>For models:</b>	CM101, CM102, CM201, CM202, CM61, CM62		
--------------------	--	--	--



1

<b>Part No.</b>	300000	<b>Ref. No.</b>	3040.0157 3040.0268
-----------------	--------	-----------------	------------------------

<b>description</b>	potentiometer 5.2KOhm rotation 300° with switch shaft L 18mm thread M10x0.75 shaft ø 6x4.6mm		
--------------------	--	--	--



1

<b>Part No.</b>	300058	<b>Ref. No.</b>	3040.0150 3040.0181
-----------------	--------	-----------------	------------------------

<b>description</b>	potentiometer 5KOhm rotation 270° shaft L 27mm shaft ø 6mm		
--------------------	--	--	--

<b>For models:</b>	CM101, CM201		
--------------------	--------------	--	--



1

<b>Part No.</b>	300059	<b>Ref. No.</b>	3040.0151
-----------------	--------	-----------------	-----------

<b>description</b>	potentiometer 5KOhm rotation 310° with switch shaft L 35mm shaft ø 6mm		
--------------------	--	--	--

<b>For models:</b>	CM101, CM201		
--------------------	--------------	--	--



1

<b>Part No.</b>	300266	<b>Ref. No.</b>	3040.0156
-----------------	--------	-----------------	-----------

<b>description</b>	potentiometer with switch 4.7KOhm rotation 270° shaft ø 6mm shaft L 18.5mm for combi-steamer CPC		
--------------------	--	--	--

## encoders and potentiometers



1

<b>Part No.</b>	300198	<b>Ref. No.</b>	40.00.404 40.00.404F
-----------------	--------	-----------------	-------------------------

<b>description</b>	encoder		
--------------------	---------	--	--


<b>For models:</b>	SCC101, SCC102, SCC201, SCC202, SCC61, SCC62		
--------------------	--	--	--



1

<b>Part No.</b>	403719	<b>Ref. No.</b>	42.00.044
-----------------	--------	-----------------	-----------

<b>description</b>	potentiometer 4.15KOhm shaft ø 6x4.6mm shaft L 23mm		
--------------------	---	--	--

1

<b>Part No.</b>	400106	<b>Ref. No.</b>	3040.0258 8817.1303
<b>description</b>	pulsar KOhm rotation 360° shaft ø 6mm type CPC		
<b>For models:</b>	CPC101, CPC102, CPC201, CPC202, CPC61		


## lamps

### indicator lights

#### indicator lights 3-piece (housing, lens and bulb)

##### lamps

##### light bulbs




1

<b>Part No.</b>	359598	<b>Ref. No.</b>	3024.0300 3025.0306
<b>description</b>	light bulb socket Ba15d 230V 5-7W ø 16mm L 35mm		
<b>For models:</b>	CCD101, CCD102, CCD201, CCD202, CCD61, CD101, CD20, CD201		



1


<b>Part No.</b>	359608	<b>Ref. No.</b>	3025.0304
<b>description</b>	light bulb socket E14 10/15W 230V ø 16mm L 51mm lens L 31mm Qty 1 pcs		
<b>For models:</b>	CD101, CD20, CD201		




1







<b>Part No.</b>	359597	<b>Ref. No.</b>	3024.0210 3024.0307
<b>description</b>	light bulb socket T10 24V 2W ø 10mm L 28mm		
<b>For models:</b>	CM101, CM201, CM62		


##### neon light bulbs










1

<b>Part No.</b>	359606	<b>Ref. No.</b>	3024.0301
<b>description</b>	neon light bulb socket Ba9s 220V 2W clear ø 10mm L 28mm		
<b>For models:</b>	CM101, CM201, CM62		
<b>accessories for</b>	359606		
	<b>Part No.</b>	359060	<b>Ref. No.</b> —
	lamp socket mounting measurements ø16.2mm socket E10 connection screw		

<b>accessories for</b>	359606		
	<b>Part No.</b>	359063	<b>Ref. No.</b> —
	lamp socket mounting measurements ø19.2mm socket E14 connection screw		
	<b>Part No.</b>	359064	<b>Ref. No.</b> —
	lamp socket mounting measurements ø22.3mm socket E14 connection screw 250/380V ambient temperature at 1W 100°C ambient temperature at 2W 85°C		
	<b>Part No.</b>	359685	<b>Ref. No.</b> —
	lamp socket mounting measurements ø16.2mm socket E10		
	<b>Part No.</b>	359832	<b>Ref. No.</b> —
	lamp socket mounting measurements ø16.2mm socket Ba9s connection male faston 6.3mm		
	<b>Part No.</b>	359853	<b>Ref. No.</b> —
	lamp socket mounting measurements ø18.2mm socket Ba9s connection male faston 6.3mm		
	<b>Part No.</b>	359988	<b>Ref. No.</b> —
	lamp socket mounting measurements ø30.5mm 250V connection F6.3 temp.-resist. 55°C E14		



1

<b>Part No.</b>	359585	<b>Ref. No.</b>	30240300
<b>description</b>	neon light bulb socket E10 230V green ø 10mm L 28mm		
<b>accessories for</b>	359585		
	<b>Part No.</b>	359060	<b>Ref. No.</b> —
	lamp socket mounting measurements ø16.2mm socket E10 connection screw		
	<b>Part No.</b>	359063	<b>Ref. No.</b> —
	lamp socket mounting measurements ø19.2mm socket E14 connection screw		
	<b>Part No.</b>	359064	<b>Ref. No.</b> —
	lamp socket mounting measurements ø22.3mm socket E14 connection screw 250/380V ambient temperature at 1W 100°C ambient temperature at 2W 85°C		
	<b>Part No.</b>	359685	<b>Ref. No.</b> —
	lamp socket mounting measurements ø16.2mm socket E10		
	<b>Part No.</b>	359832	<b>Ref. No.</b> —
	lamp socket mounting measurements ø16.2mm socket Ba9s connection male faston 6.3mm		
	<b>Part No.</b>	359853	<b>Ref. No.</b> —
	lamp socket mounting measurements ø18.2mm socket Ba9s connection male faston 6.3mm		
	<b>Part No.</b>	359988	<b>Ref. No.</b> —
	lamp socket mounting measurements ø30.5mm 250V connection F6.3 temp.-resist. 55°C E14		



## indicator lights (complete)

## miscellaneous



1

<b>Part No.</b>	359886	<b>Ref. No.</b>	8430.7110
<b>description</b>	indicator light 230V 15W socket Ba15d triple		
<b>For models:</b>	CD101, CD20, CD201		



1

<b>Part No.</b>	359066	<b>Ref. No.</b>	3024.0309
<b>description</b>	indicator light mounting measurements 30x21mm green 230V		



1

<b>Part No.</b>	359065	<b>Ref. No.</b>	3024.0310
<b>description</b>	indicator light mounting measurements 30x21mm white 230V		



1

<b>Part No.</b>	359887	<b>Ref. No.</b>	3023.0300
<b>description</b>	lamp socket socket E10 mounting measurements ø21mm		
<b>For models:</b>	CD101, CD20, CD201		

## screw-on/push-on fit

## neon light bulbs



1

<b>Part No.</b>	359606	<b>Ref. No.</b>	3024.0301
<b>description</b>	neon light bulb socket Ba9s 220V 2W clear ø 10mm L 28mm		
<b>For models:</b>	CM101, CM201, CM62		

## accessories for 359606



<b>Part No.</b>	359060	<b>Ref. No.</b>	—
<b>description</b>	lamp socket mounting measurements ø16.2mm socket E10 connection screw		



<b>Part No.</b>	359063	<b>Ref. No.</b>	—
<b>description</b>	lamp socket mounting measurements ø19.2mm socket E14 connection screw		



<b>Part No.</b>	359064	<b>Ref. No.</b>	—
<b>description</b>	lamp socket mounting measurements ø22.3mm socket E14 connection screw 250/380V ambient temperature at 1W 100°C ambient temperature at 2W 85°C		



<b>Part No.</b>	359685	<b>Ref. No.</b>	—
<b>description</b>	lamp socket mounting measurements ø16.2mm socket E10		



<b>Part No.</b>	359832	<b>Ref. No.</b>	—
<b>description</b>	lamp socket mounting measurements ø16.2mm socket Ba9s connection male faston 6.3mm		



<b>Part No.</b>	359853	<b>Ref. No.</b>	—
<b>description</b>	lamp socket mounting measurements ø18.2mm socket Ba9s connection male faston 6.3mm		

## accessories for 359606



<b>Part No.</b>	359988	<b>Ref. No.</b>	—
<b>description</b>	lamp socket mounting measurements ø30.5mm 250V connection F6.3 temp.-resist. 55°C E14		



1

<b>Part No.</b>	359585	<b>Ref. No.</b>	30240300
<b>description</b>	neon light bulb socket E10 230V green ø 10mm L 28mm		

## accessories for 359585



<b>Part No.</b>	359060	<b>Ref. No.</b>	—
<b>description</b>	lamp socket mounting measurements ø16.2mm socket E10 connection screw		



<b>Part No.</b>	359063	<b>Ref. No.</b>	—
<b>description</b>	lamp socket mounting measurements ø19.2mm socket E14 connection screw		



<b>Part No.</b>	359064	<b>Ref. No.</b>	—
<b>description</b>	lamp socket mounting measurements ø22.3mm socket E14 connection screw 250/380V ambient temperature at 1W 100°C ambient temperature at 2W 85°C		



<b>Part No.</b>	359685	<b>Ref. No.</b>	—
<b>description</b>	lamp socket mounting measurements ø16.2mm socket E10		



<b>Part No.</b>	359832	<b>Ref. No.</b>	—
<b>description</b>	lamp socket mounting measurements ø16.2mm socket Ba9s connection male faston 6.3mm		



<b>Part No.</b>	359853	<b>Ref. No.</b>	—
<b>description</b>	lamp socket mounting measurements ø18.2mm socket Ba9s connection male faston 6.3mm		



<b>Part No.</b>	359988	<b>Ref. No.</b>	—
<b>description</b>	lamp socket mounting measurements ø30.5mm 250V connection F6.3 temp.-resist. 55°C E14		

## light bulbs

## for ovens



1

<b>Part No.</b>	359610	<b>Ref. No.</b>	3024.0200
<b>description</b>	light bulb t.max. 300°C socket E14 15W 230V ø 22mm L 47mm lens L 20mm for oven lamp type Philips		
<b>For models:</b>	CC101, CC201, CC6, CD101, CD20, CD201, CM101, CM201, CM62		


## for indicator lights




1

<b>Part No.</b>	359598	<b>Ref. No.</b>	3024.0300 3025.0306
<b>description</b>	light bulb socket Ba15d 230V 5-7W ø 16mm L 35mm		
<b>For models:</b>	CCD101, CCD102, CCD201, CCD202, CCD61, CD101, CD20, CD201		




			
1			
<b>Part No.</b>	359608	<b>Ref. No.</b>	3025.0304
<b>description</b>	light bulb socket E14 10/15W 230V ø 16mm L 51mm lens L 31mm Qty 1 pcs		
<b>For models:</b>	CD101, CD20, CD201		

			
1			
<b>Part No.</b>	359597	<b>Ref. No.</b>	3024.0210 3024.0307
<b>description</b>	light bulb socket T10 24V 2W ø 10mm L 28mm		
<b>For models:</b>	CM101, CM201, CM62		

## halogen lamp

for socket G4 / G6.35 / G9


			
1 <b>500°C</b>			
<b>Part No.</b>	359596	<b>Ref. No.</b>	3024.0201 3024.0201P
<b>description</b>	halogen lamp socket G4 12V 10W temp.-resist. 500°C		
<b>For models:</b>	CCC101, CCC102, CCC201, CCC202, CCC61, CCD101, CCD102, CCD201, CCD202, CCD61, CCM101, CCM102, CCM201, CCM202, CCM61, CD101, CD102, CD201, CD202, CD61, CM101, CM102, CM201, CM202, CM61, CM62, CPC101, CPC102, CPC201, CPC202, CPC61, SCC101, SCC102, SCC201, SCC202, SCC61, SCC62		






## oven lamps

### universal oven lamps

mounting diameter 35.5mm


			
1			
<b>Part No.</b>	359720	<b>Ref. No.</b>	3023.0501
<b>description</b>	oven lamp mounting ø 35.5mm 230V 15W socket E14 temp.-resist. 300°C connection male faston 6.3mm hard glas		
<b>For models:</b>	CC101, CC201, CC6, CD101, CD20, CD201, CM101, CM201, CM62		
<b>spare parts for</b>	359720		
	<b>Part No.</b>	359701	<b>Ref. No.</b>
			3023.0502 3023.0506
		lamp socket socket E14 220-230V mounting ø 35.5mm connection male faston 6.3mm 15W	
	<b>Part No.</b>	359705	<b>Ref. No.</b>
			30250002
		oven lamp glass thr. ø 33.5mm ø 52mm hard glas temp.-resist. 350°C	
	<b>Part No.</b>	359721	<b>Ref. No.</b>
			3025.0003 5012.0508 5012.0509 5012.0535
		gasket silicone ED ø 48mm ID ø 39.5mm thickness 5mm Qty 1 pcs	

<b>spare parts for</b>	359720		
	<b>Part No.</b>	359740	<b>Ref. No.</b>
			—
		light bulb t.max. 300°C socket E14 15W 230V ø 22mm L 48mm lens L 20mm for oven lamp IMPORT	

			
1			
<b>Part No.</b>	359701	<b>Ref. No.</b>	3023.0502 3023.0506
<b>description</b>	lamp socket socket E14 220-230V mounting ø 35.5mm connection male faston 6.3mm 15W		
<b>For models:</b>	CC101, CC201, CC6, CD101, CD20, CD201, CM101, CM201, CM62		
<b>accessories for</b>	359701		
	<b>Part No.</b>	359705	<b>Ref. No.</b>
			30250002
		oven lamp glass thr. ø 33.5mm ø 52mm hard glas temp.-resist. 350°C	
	<b>Part No.</b>	359709	<b>Ref. No.</b>
			—
		oven lamp glass thr. ø 33.5mm ø 42mm hard glas temp.-resist. 350°C	
	<b>Part No.</b>	359721	<b>Ref. No.</b>
			3025.0003 5012.0508 5012.0509 5012.0535
		gasket silicone ED ø 48mm ID ø 39.5mm thickness 5mm Qty 1 pcs	
	<b>Part No.</b>	359942	<b>Ref. No.</b>
			—
		oven lamp glass thr. ø 33.5mm ø 41mm hard glas temp.-resist. 350°C	



			
1			
<b>Part No.</b>	359705	<b>Ref. No.</b>	30250002
<b>description</b>	oven lamp glass thr. ø 33.5mm ø 52mm hard glas temp.-resist. 350°C		
<b>accessories for</b>	359705		
	<b>Part No.</b>	359610	<b>Ref. No.</b>
			3024.0200
		light bulb t.max. 300°C socket E14 15W 230V ø 22mm L 47mm lens L 20mm for oven lamp type Philips	
	<b>Part No.</b>	359700	<b>Ref. No.</b>
			—
		gasket for pizza oven fibre glass ID ø 32.5mm ED ø 55mm thickness 5mm	
	<b>Part No.</b>	359721	<b>Ref. No.</b>
			3025.0003 5012.0508 5012.0509 5012.0535
		gasket silicone ED ø 48mm ID ø 39.5mm thickness 5mm Qty 1 pcs	
	<b>Part No.</b>	359837	<b>Ref. No.</b>
			—
		gasket ID ø 33mm ED ø 46mm thickness 1mm graphite	
	<b>Part No.</b>	359838	<b>Ref. No.</b>
			—
		gasket ID ø 33mm ED ø 45mm	









 1			
<b>Part No.</b>	359721	<b>Ref. No.</b>	3025.0003 5012.0508 5012.0509 5012.0535
<b>description</b>	gasket silicone ED ø 48mm ID ø 39.5mm thickness 5mm Qty 1 pcs		
<b>For models:</b>	CC101, CC201, CC6, CD101, CD20, CD201, CM101, CM201, CM62		


## producer-specific oven lamps






## RATIONAL


 1			
<b>Part No.</b>	359888	<b>Ref. No.</b>	3024.0305
<b>description</b>	lamp socket 230V 5W socket Ba15d with holder		
<b>For models:</b>	CCD101, CCD102, CCD201, CCD202, CCD61		
<b>accessories for</b>	359888		
	<b>Part No.</b>	359598	<b>Ref. No.</b> 3024.0300 3025.0306
light bulb socket Ba15d 230V 5-7W ø 16mm L 35mm			

 1			
<b>Part No.</b>	359876	<b>Ref. No.</b>	8514.1007 8514.1017
<b>description</b>	frame SS for lamp lenses W 90mm L 113mm C-Line, CPC, SCC 61-202		
<b>For models:</b>	CCC101, CCC102, CCC201, CCC202, CCC61, CCD101, CCD102, CCD201, CCD202, CCD61, CCM101, CCM102, CCM201, CCM202, CCM61, CD101, CD102, CD201, CD202, CD61, CM101, CM102, CM201, CM202, CM61, CPC101, CPC102, CPC201, CPC202, CPC61		
<b>accessories for</b>	359876		
	<b>Part No.</b>	359877	<b>Ref. No.</b> 5201.1000
lamp glass L 95mm W 72mm thickness 4mm C-Line, CPC, SCC 61-202			
	<b>Part No.</b>	359879	<b>Ref. No.</b> 5110.1023
gasket L 99mm W 75mm C-Line, CPC, SCC 61-202			
	<b>Part No.</b>	359880	<b>Ref. No.</b> 5110.1022
gasket L 95mm W 72mm C-Line, CPC, SCC 61-202			
	<b>Part No.</b>	560448	<b>Ref. No.</b> 1008.0753
hexagonal screw thread M5 thread L 8mm SS WS 8 Qty 1 pcs head thickness 4mm DIN 933 / ISO 4017			

 1			
<b>Part No.</b>	359880	<b>Ref. No.</b>	5110.1022
<b>description</b>	gasket L 95mm W 72mm C-Line, CPC, SCC 61-202		
<b>For models:</b>	CCC101, CCC102, CCC201, CCC202, CCC61, CCD101, CCD102, CCD201, CCD202, CCD61, CCM101, CCM102, CCM201, CCM202, CCM61, CD101, CD102, CD201, CD202, CD61, CM101, CM102, CM201, CM202, CM61, CPC101, CPC102, CPC201, CPC202, CPC61		







 1			
<b>Part No.</b>	359879	<b>Ref. No.</b>	5110.1023
<b>description</b>	gasket L 99mm W 75mm C-Line, CPC, SCC 61-202		
<b>For models:</b>	CCC101, CCC102, CCC201, CCC202, CCC61, CCD101, CCD102, CCD201, CCD202, CCD61, CCM101, CCM102, CCM201, CCM202, CCM61, CD101, CD102, CD201, CD202, CD61, CM101, CM102, CM201, CM202, CM61, CPC101, CPC102, CPC201, CPC202, CPC61		


 1			
<b>Part No.</b>	360724	<b>Ref. No.</b>	8514.1034
<b>description</b>	lamp glass L 113mm W 90mm C-Line, CPC, SCC 61-202		
<b>spare parts for</b>	360724		
	<b>Part No.</b>	359876	<b>Ref. No.</b> 8514.1007 8514.1017
frame SS for lamp lenses W 90mm L 113mm C-Line, CPC, SCC 61-202			
	<b>Part No.</b>	359877	<b>Ref. No.</b> 5201.1000
lamp glass L 95mm W 72mm thickness 4mm C-Line, CPC, SCC 61-202			
	<b>Part No.</b>	359879	<b>Ref. No.</b> 5110.1023
gasket L 99mm W 75mm C-Line, CPC, SCC 61-202			
	<b>Part No.</b>	359880	<b>Ref. No.</b> 5110.1022
gasket L 95mm W 72mm C-Line, CPC, SCC 61-202			


 1			
<b>Part No.</b>	359877	<b>Ref. No.</b>	5201.1000
<b>description</b>	lamp glass L 95mm W 72mm thickness 4mm C-Line, CPC, SCC 61-202		
<b>For models:</b>	CCC101, CCC102, CCC201, CCC202, CCC61, CCD101, CCD102, CCD201, CCD202, CCD61, CCM101, CCM102, CCM201, CCM202, CCM61, CD101, CD102, CD201, CD202, CD61, CM101, CM102, CM201, CM202, CM61, CPC101, CPC102, CPC201, CPC202, CPC61		








 <p>1</p>			
<b>Part No.</b>	359873	<b>Ref. No.</b>	4001.1248 8514.1018
<b>description</b>	lamp socket socket G4 for halogen lamp		
<b>For models:</b>	CCC101, CCC102, CCC201, CCC202, CCC61, CCD101, CCD102, CCD201, CCD202, CCD61, CCM101, CCM102, CCM201, CCM202, CCM61, CD101, CD102, CD201, CD202, CD61, CM101, CM102, CM201, CM202, CM61, CM62, CPC101, CPC102, CPC201, CPC202, CPC61, SCC101, SCC102, SCC201, SCC202, SCC61, SCC62		
<b>accessories for</b>	359873		
 <p>Part No. 359876 Ref. No. 8514.1007 8514.1017</p> <p>frame SS for lamp lenses W 90mm L 113mm C-Line, CPC, SCC 61-202</p>			
 <p>Part No. 359877 Ref. No. 5201.1000</p> <p>lamp glass L 95mm W 72mm thickness 4mm C-Line, CPC, SCC 61-202</p>			
 <p>Part No. 359879 Ref. No. 5110.1023</p> <p>gasket L 99mm W 75mm C-Line, CPC, SCC 61-202</p>			
 <p>Part No. 359880 Ref. No. 5110.1022</p> <p>gasket L 95mm W 72mm C-Line, CPC, SCC 61-202</p>			
 <p>Part No. 360724 Ref. No. 8514.1034</p> <p>lamp glass L 113mm W 90mm C-Line, CPC, SCC 61-202</p>			

 <p>1</p>			
<b>Part No.</b>	359882	<b>Ref. No.</b>	40.00.093
<b>description</b>	gasket L 81mm W 65mm		
<b>For models:</b>	CM101, CM102, CM201, CM202, CM61, CM62, SCC101, SCC102, SCC201, SCC202, SCC61, SCC62		

 <p>1</p>			
<b>Part No.</b>	359881	<b>Ref. No.</b>	40.00.094
<b>description</b>	gasket L 85mm W 70mm		
<b>For models:</b>	CM101, CM102, CM201, CM202, CM61, CM62, SCC101, SCC102, SCC201, SCC202, SCC61, SCC62		


 <p>1</p>			
<b>Part No.</b>	359878	<b>Ref. No.</b>	40.00.095
<b>description</b>	lamp glass L 80mm W 65mm thickness 4mm		
<b>For models:</b>	CM101, CM102, CM201, CM202, CM61, CM62, SCC101, SCC102, SCC201, SCC202, SCC61, SCC62		

 <p>1</p>			
<b>Part No.</b>	359874	<b>Ref. No.</b>	40.00.098
<b>description</b>	lamp socket socket G4 for halogen lamp		
<b>For models:</b>	CM101, CM102, CM201, CM202, CM61, CM62, SCC101, SCC102, SCC201, SCC202, SCC61, SCC62		

 <p>1</p>			
<b>Part No.</b>	359875	<b>Ref. No.</b>	40.00.091 40.00.096
<b>description</b>	press frame with gasket		
<b>For models:</b>	CM101, CM102, CM201, CM202, CM61, CM62, SCC101, SCC102, SCC201, SCC202, SCC61, SCC62		


lamps

light bulbs

 <p>1</p>			
<b>Part No.</b>	359610	<b>Ref. No.</b>	3024.0200
<b>description</b>	light bulb t.max. 300°C socket E14 15W 230V ø 22mm L 47mm lens L 20mm for oven lamp type Philips		
<b>For models:</b>	CC101, CC201, CC6, CD101, CD20, CD201, CM101, CM201, CM62		

halogen lamps

for socket G4 / G6.35 / G9

 <p>1 <b>500°C</b></p>			
<b>Part No.</b>	359596	<b>Ref. No.</b>	3024.0201 3024.0201P
<b>description</b>	halogen lamp socket G4 12V 10W temp.-resist. 500°C		
<b>For models:</b>	CCC101, CCC102, CCC201, CCC202, CCC61, CCD101, CCD102, CCD201, CCD202, CCD61, CCM101, CCM102, CCM201, CCM202, CCM61, CD101, CD102, CD201, CD202, CD61, CM101, CM102, CM201, CM202, CM61, CM62, CPC101, CPC102, CPC201, CPC202, CPC61, SCC101, SCC102, SCC201, SCC202, SCC61, SCC62		




## sockets

## Ba15d



1

<b>Part No.</b>	359888	<b>Ref. No.</b>	3024.0305
<b>description</b>	lamp socket 230V 5W socket Ba15d with holder		
<b>For models:</b>	CCD101, CCD102, CCD201, CCD202, CCD61		
<b>accessories for</b>	359888		
	<b>Part No.</b>	359598	<b>Ref. No.</b> 3024.0300 3025.0306
	light bulb socket Ba15d 230V 5-7W ø 16mm L 35mm		



1

<b>Part No.</b>	350050	<b>Ref. No.</b>	3006.0101
<b>description</b>	buzzer 230VAC connection male faston 6.3mm screw mounting thread M4 60dB		
<b>For models:</b>	CC101, CC201, CC6, CCD101, CCD102, CCD201, CCD202, CCD61, CD101, CD102, CD20, CD201, CD202, CD61, CM101, CM201, CM62		



1

<b>Part No.</b>	350091	<b>Ref. No.</b>	3006.0103
<b>description</b>	buzzer 24VAC connection male faston 6.3mm push-in 63dB		
<b>For models:</b>	CCC101, CCC102, CCC201, CCC202, CCC61, CCM101, CCM102, CCM201, CCM202, CCM61		

## timers

## electric timers

## with time spread



1

<b>Part No.</b>	350074	<b>Ref. No.</b>	3013.0104 3013.0107
<b>description</b>	timer MS65 operation time 120min time spread 30min 1CO/2NO/1NC at 250V 16A permanent position yes impulse electric shaft ø 6x4.6mm shaft L 22mm mounting distance 28mm connection lateral Invensys 4-pole shaft position lower*		
<b>For models:</b>	CCD101, CCD102, CCD201, CCD202, CCD61, CD101, CD102, CD20, CD201, CD202, CD61		

## alarm devices

## buzzers



1

<b>Part No.</b>	350136	<b>Ref. No.</b>	40.00.209 40.02.087 87.00.136
<b>description</b>	buzzer 12VAC connection cable 200mm screw mounting 63dB		
<b>For models:</b>	CM101, CM102, CM201, CM202, CM61, CM62, SCC101, SCC102, SCC201, SCC202, SCC61, SCC62		

## contactors

## BENEDIKT &amp; JÄGER

## power contactors




1

<b>Part No.</b>	380772	<b>Ref. No.</b>	40.02.758 40.02.759 40.02.804 40.02.881 40.03.667 40.03.684
<b>description</b>	power contactor resistive load 25A 230VAC (AC3/400V) 10A/4kW main contacts 3NO auxiliary contacts 1NO connection screw connection type K3-10A10230		
<b>For models:</b>	CM61, SCC61		



1

<b>Part No.</b>	381203	<b>Ref. No.</b>	40.03.692
<b>description</b>	power contactor resistive load 65A 230VAC (AC3/400V) 32A/15kW main contacts 3NO auxiliary contacts 1NO connection screw connection type K3-32B00		
<b>spare parts for</b>	381203		
	<b>Part No.</b>	380678	<b>Ref. No.</b> —
	auxiliary contact contacts 1NO AC15 10A for contactors K2/K3 connection screw type HN10 AC1 25A		





GENERAL ELECTRIC (AEG)

power contactors



1

<b>Part No.</b>	380267	<b>Ref. No.</b>	3028.0515 3028.0516 3028.0555 40.01.558 40.02.812 40.02.889 40.03.694
<b>description</b>	power contactor resistive load 110A 230VAC (AC3/400V) 65A/30kW main contacts 3NO auxiliary contacts connection screw connection type AEG LS30K 00A type GE CL07A 300		
<b>For models:</b>	CD201, CD61, CM102, CM201, CM202, CM61, CPC102, CPC201, CPC61, SCC102, SCC201, SCC202		
<b>accessories for</b>	380267		
	<b>Part No.</b>	380268	<b>Ref. No.</b> 3028.0153 3028.0560 8720.1582
	auxiliary contact contacts 1NO for contactors CL+LS_K connection screw AC-12 10A type AEG HS07K 10 type GE BCLF 10		
	<b>Part No.</b>	380269	<b>Ref. No.</b> 3028.0561
	auxiliary contact contacts 1NC AC15 6A for contactors CL+LS_K connection screw AC-12 10A type AEG HS07K 01 type GE BCLF 01		
	<b>Part No.</b>	380270	<b>Ref. No.</b> —
	auxiliary contact contacts 1NO/1NC for contactors CL+LS_K connection screw AC-12 10A type AEG HS08K 11 type GE BCLL 11		
	<b>Part No.</b>	380271	<b>Ref. No.</b> —
	auxiliary contact contacts 2NO for contactors CL+LS_K connection screw AC-12 10A type AEG HS08K 20 type GE BCLL 20		



1



<b>Part No.</b>	380238	<b>Ref. No.</b>	3028.0133 3028.0204 3028.0218 3028.0221 3028.0300 3028.0400 3028.0410 3028.0411 3028.0418 3028.0450 3028.0454 3028.0460 3028.0500 3028.0501 3028.0502 3028.0506 3028.0551 3035.0501 40.01.554
<b>description</b>	power contactor resistive load 20A 230VAC (AC3/400V) 8.4A/4kW main contacts 3NO auxiliary contacts 1NO connection screw connection type LS0510A type AEG LS0510A type GE MC1A 310A		







1

<b>Part No.</b>	380498	<b>Ref. No.</b>	40.00.451 40.02.917
<b>description</b>	power contactor resistive load 20A 230VAC (AC3/400V) 9A/4kW main contacts 4NO auxiliary contacts connection male faston 6.3mm type MC1A 400A type AEG LS05 01 FA type GE MC1A 400A		
<b>For models:</b>	CM101, CM102, CM201, CM202, CM61, CM62, SCC101, SCC102, SCC201, SCC202, SCC61, SCC62		







 			
1			
<b>Part No.</b>	380244	<b>Ref. No.</b>	3028.0130 3028.0204 3028.0218 3028.0221 3028.0300 3028.0400 3028.0410 3028.0411 3028.0418 3028.0450 3028.0454 3028.0460 3028.0500 3028.0501 3028.0502 3028.0506 3028.0551 40.01.554
<b>description</b>	power contactor resistive load 25A 230VAC (AC3/400V) 9A/4kW main contacts 3NO auxiliary contacts 1NO connection screw connection type AEG LS4K 10A type GE CL00A 310		

 			
2			
<b>Part No.</b>	380261	<b>Ref. No.</b>	3028.0508 3028.0552 40.01.555 40.02.760 40.02.807 40.02.884 40.03.690
<b>description</b>	power contactor resistive load 32A 230VAC (AC3/400V) 17A/7.5kW main contacts 3NO auxiliary contacts 1NO connection screw connection type AEG LS7K 10A type GE CL02A 310		
<b>For models:</b>	CC101, CC201, CCC101, CCD101, CCD202, CCD61, CCM101, CD101, CD61, CM101, CM102, CM201, CM202, CM61, CM62, CPC101, CPC102, CPC201, CPC202, CPC61, SCC101, SCC202, SCC62		


 			
1			
<b>Part No.</b>	380265	<b>Ref. No.</b>	3028.0512 3028.0554 3028.0563 40.01.559 40.02.583 40.02.639 40.02.810 40.02.813 40.02.887 40.02.890 40.03.402 40.03.403 40.03.683
<b>description</b>	power contactor resistive load 60A 230VAC (AC3/400V) 32A/16kW main contacts 3NO auxiliary contacts 1NO connection screw connection type AEG LS15K 00A type GE CL04A 310 H 98mm L 87mm W 55mm		
<b>For models:</b>	CC201, CCC102, CCC201, CCC202, CCD101, CCD102, CCD201, CCD202, CCM102, CCM201, CCM202, CD101, CD102, CD201, CD202, CD61, CM101, CM102, CM201, CM202, CM61, CPC101, CPC102, CPC201, CPC202, CPC61, SCC102, SCC201, SCC202, SCC62		


### auxiliary contacts

 			
1			
<b>Part No.</b>	380269	<b>Ref. No.</b>	3028.0561
<b>description</b>	auxiliary contact contacts 1NC AC15 6A for contactors CL+LS_K connection screw AC-12 10A type AEG HS07K 01 type GE BCLF 01		
<b>For models:</b>	CD101, CD102, CD201, CD202, CD61, CM102, CM201, CPC101, CPC102, CPC201, CPC61		

 			
1			
<b>Part No.</b>	380241	<b>Ref. No.</b>	3028.0158
<b>description</b>	auxiliary contact contacts 1NC for contactors M+LS05 connection screw AC-12 10A type AEG HS05 01LS type GE MACL 101AT		
<b>For models:</b>	CCC201, CCC202, CCM201, CCM202		




			
1			
<b>Part No.</b>	380268	<b>Ref. No.</b>	3028.0153 3028.0560 8720.1582
<b>description</b>	auxiliary contact contacts 1NO for contactors CL+LS_K connection screw AC-12 10A type AEG HS07K 10 type GE BCLF 10		
<b>For models:</b>	CCC101, CCC102, CCC201, CCC202, CCC61, CCD102, CCD202, CCM101, CCM102, CCM201, CCM202, CCM61, CD101, CD102, CD201, CD202, CD61, CM101, CM102, CM201, CM202, CM61, CPC101, CPC102, CPC201, CPC202, CPC61, SCC201, SCC202		

			
1			
<b>Part No.</b>	380240	<b>Ref. No.</b>	3028.0161
<b>description</b>	auxiliary contact contacts 1NO for contactors M+LS05 connection screw AC-12 10A type AEG HS05 10LS type GE MACL 110AT		


MOELLER/EATON

power contactors

			
1			
<b>Part No.</b>	380171	<b>Ref. No.</b>	3028.0118
<b>description</b>	power contactor resistive load 20A 230VAC (AC3/400V) 9A/4kW main contacts 3NO auxiliary contacts 1NO connection screw connection type DILEM 10		

			
1			
<b>Part No.</b>	380167	<b>Ref. No.</b>	3028.0102 3028.0117 3028.0121 3028.0128 3028.0205 3028.0217 3028.0403 3028.0414 3028.0417 3028.0453 3028.0455 3028.0513 3028.0514 3028.0558 40.01.556 40.01.557 40.02.551 40.02.552 40.02.580 40.02.811 40.02.888 40.03.693
<b>description</b>	power contactor resistive load 66A 230VAC (AC3/400V) 50A/22kW main contacts 3NO auxiliary contacts 1NO connection screw connection type DILM 50		

auxiliary contacts

			
1			
<b>Part No.</b>	380175	<b>Ref. No.</b>	3028.0151
<b>description</b>	auxiliary contact contacts 1NO/1NC connection screw		
<b>For models:</b>	CD101, CD201, CM101		



## ABL SURSUM

## motor protection circuit breakers



1

<b>Part No.</b>	380300	<b>Ref. No.</b>	3031.0105 3031.0106
<b>description</b>	motor protection circuit breaker type Mbs25-016 setting range 1-1.6A (AC3/400V) 0.55kW		
<b>For models:</b>	CC101, CC6, CD101, CM101		

accessories for 380300



<b>Part No.</b>	380305	<b>Ref. No.</b>	3031.0099 3031.0102
auxiliary contact contacts 1NO/1NC HMS11			



1

<b>Part No.</b>	380301	<b>Ref. No.</b>	3031.0107
<b>description</b>	motor protection circuit breaker type Mbs25-025 setting range 1.6-2.5A (AC3/400V) 1.1kW		
<b>For models:</b>	CC201, CD20, CD201, CM201		

## accessories



1

<b>Part No.</b>	380305	<b>Ref. No.</b>	3031.0099 3031.0102
<b>description</b>	auxiliary contact contacts 1NO/1NC HMS11		
<b>For models:</b>	CC101, CC201, CC6, CD101, CD20, CD201, CM101, CM201		

## TRIPUS (Eichhoff)

## small relay switches



1

<b>Part No.</b>	380397	<b>Ref. No.</b>	3028.0601
<b>description</b>	small relay switch 24V main contacts 1NO/1NC connection Faston 6.3mm resistive load 16A		
<b>For models:</b>	CCC101, CCC102, CCC201, CCC202, CCC61, CCM101, CCM102, CCM201, CCM202, CCM61		

## miscellaneous

## power contactors



1

<b>Part No.</b>	381225	<b>Ref. No.</b>	87.00.427
<b>description</b>	power contactor set		

## solid state relays

## CELDUC



1

<b>Part No.</b>	400105	<b>Ref. No.</b>	3028.0533 3028.0533P 40.00.453 40.00.453P 40.01.589
<b>description</b>	solid state relay CELDUC 2 phase 65A 400V 24VDC L 58mm W 45mm plug-in connection screw type 40.00.453		
<b>For models:</b>	CD101, CM101, CM102, CM201, CM202, CM61, CM62, CPC101, CPC102, CPC201, CPC202, CPC61, SCC101, SCC102, SCC201, SCC202, SCC61, SCC62		
<b>accessories for</b>	400105		
	<b>Part No.</b>	401794	<b>Ref. No.</b> 8720.1584
	connecting cable L 1440mm 4-pole suitable for RATIONAL		



## transformers

### open transformers

#### with clamp terminal



1

<b>Part No.</b>	400104	<b>Ref. No.</b>	3037.0242
<b>description</b>	transformer primary 230VAC secondary 24VAC 40VA secondary 1.7A connection screw 50/60Hz with fuse		
<b>For models:</b>	CM101, CM102, CM201, CM61, CPC101, CPC102, CPC201, CPC61		



1

<b>Part No.</b>	403774	<b>Ref. No.</b>	3037.0246
<b>description</b>	transformer primary 400/415/440/480 secondary 240/208 320/820VA secondary 1.33A H 107mm L 120mm W 105mm type block for com bi-steamer CPC-L. 102/201/202		

#### with plug connection



1

<b>Part No.</b>	400101	<b>Ref. No.</b>	3037.0240
<b>description</b>	transformer primary 200-260VAC secondary 4.2/14.4/11.5VAC 68.4VA		
<b>For models:</b>	CD101, CM101, CM102, CM201, CM202, CM61, CPC101, CPC102, CPC201, CPC202, CPC61		

### encapsulated transformers

#### multiple connections



1

<b>Part No.</b>	400117	<b>Ref. No.</b>	3037.0204
<b>description</b>	transformer primary 200-230V secondary 11.5V 20VA 50/60Hz temperature restriction 131°C ambient temperature max. 60°C		
<b>For models:</b>	CCC201, CCC202, CCD201, CCD202, CCM201, CCM202, CD201, CD202		



1

<b>Part No.</b>	400102	<b>Ref. No.</b>	3037.0205
<b>description</b>	transformer primary 230VAC secondary 11.5VAC 10VA		
<b>For models:</b>	CCC101, CCC102, CCC61, CCD101, CCD102, CCD61, CCM101, CCM102, CCM61, CD101, CD102, CD61		



1

<b>Part No.</b>	400118	<b>Ref. No.</b>	3037.0203
<b>description</b>	transformer primary 230VAC secondary 21VAC 35VA		
<b>For models:</b>	CCC101, CCC102, CCC201, CCC202, CCC61, CCM101, CCM102, CCM201, CCM202, CCM61, CM202, CPC202		

#### with plug connection



1

<b>Part No.</b>	401472	<b>Ref. No.</b>	40.00.277
<b>description</b>	transformer 1/20/50VA secondary A H 70mm L 76mm W 104mm connection plug 50/60Hz type 110170 with fuse secondary 2.1/11.5/12VAC primary 230VAC		
<b>For models:</b>	CM101, CM102, CM201, CM202, CM61, CM62, SCC101, SCC102, SCC201, SCC202, SCC61, SCC62		

<b>spare parts for</b>	401472		
<b>Part No.</b>	358602	<b>Ref. No.</b>	—
fine fuse size ø5x20mm 1.6A slow-acting rated 250V Qty 10 pcs			



1

<b>Part No.</b>	401473	<b>Ref. No.</b>	40.00.592
<b>description</b>	transformer 21.6VA H 70mm L 94mm W 71mm connection plug 50-60Hz type 40.00.592 moulded secondary 12VDC primary 200-250VAC		
<b>For models:</b>	CM201, CM202, SCC201, SCC202		



## electronic controllers

## miscellaneous

## universal controllers



<b>Part No.</b>	379020	<b>Ref. No.</b>	3014.0110 3014.0111 3014.0113 3014.0114
<b>description</b>	electronic controller Pt100 steam control		
<b>For models:</b>	CD101, CD20, CD201		

## probes

## producer-specific probes

## probes



<b>Part No.</b>	379430	<b>Ref. No.</b>	40.01.095
<b>description</b>	core temperature probe thermocouple K (NiCr-Ni) cable silicone probe -50 up to 1150°C cable -50 up to +180°C connection coded plug thread probe ø1.5x140mm cable length 1.65m		
<b>For models:</b>	CM101, CM102, CM202, SCC101, SCC102, SCC202		



<b>Part No.</b>	381428	<b>Ref. No.</b>	3014.0151
<b>description</b>	temperature probe Pt100 cable silicone probe -100 up to 450°C cable -50 up to +180°C connection 2-wire thread M6 probe ø4x100mm cable length 1.5m		
<b>For models:</b>	CC101, CC201, CC6, CM101, CM201, CM62		




<b>Part No.</b>	381427	<b>Ref. No.</b>	3014.0120 3014.0150 3014.0152
<b>description</b>	temperature probe Pt100 cable silicone probe -50 up to +250°C cable -50 up to +180°C connection 2-wire thread probe ø4x75mm cable length 1.7m		
<b>For models:</b>	CC101, CC6, CD101, CD20, CD201, CM101, CM201		



<b>Part No.</b>	381431	<b>Ref. No.</b>	3014.0165 3014.1011 3014.1012 3014.1013 3014.1014
<b>description</b>	temperature probe thermocouple K (NiCr-Ni) cable silicone probe -50 up to 1150°C cable -50 up to +180°C connection 2-wire thread probe ø1.5x100mm cable length 1.8m		
<b>For models:</b>	CC101, CC201, CC6, CCC101, CCC102, CCC201, CCC202, CCC61, CCD101, CCD102, CCD201, CCD202, CCD61, CCM101, CCM102, CCM201, CCM202, CCM61, CD101, CD102, CD201, CD202, CD61, CM101, CM102, CM201, CM202, CM61, CPC101, CPC102, CPC201, CPC202, CPC61		



<b>Part No.</b>	379429	<b>Ref. No.</b>	3014.1017 3014.1018 3014.1019 3014.1020
<b>description</b>	temperature probe thermocouple K (NiCr-Ni) cable silicone probe -50 up to 1150°C cable -50 up to +180°C connection 2-wire thread probe ø10.5mm cable length 1.7m		
<b>For models:</b>	CM101, CM102, CM201, CM61, CPC101, CPC102, CPC201, CPC202, CPC61		



<b>Part No.</b>	381430	<b>Ref. No.</b>	3014.1000
<b>description</b>	temperature probe thermocouple K (NiCr-Ni) cable silicone probe -50 up to 1150°C cable -50 up to +180°C connection 2-wire thread probe ø2x100mm cable length 0.25m		
<b>For models:</b>	CD101, CD61, CM101, CM102, CM201, CM202, CM61, CPC101, CPC102, CPC201, CPC202, CPC61		



<b>Part No.</b>	381433	<b>Ref. No.</b>	3014.1001 3014.1002 3014.1003 3014.1004 3014.1005
<b>description</b>	temperature probe thermocouple K (NiCr-Ni) cable silicone probe -50 up to 1150°C cable -50 up to +180°C connection 2-wire thread probe ø2x100mm cable length 2.2m		
<b>For models:</b>	CM101, CM102, CM201, CM202, CM61, CPC101, CPC102, CPC201, CPC202, CPC61		



<b>Part No.</b>	381432	<b>Ref. No.</b>	3014.0161 3014.1006 3014.1007 3014.1008 3014.1009 3014.1010 3014.1016 8720.1002
<b>description</b>	temperature probe thermocouple K (NiCr-Ni) cable silicone probe -50 up to 1150°C cable -50 up to +180°C connection 2-wire thread probe ø2x40mm cable length 2.6m		
<b>For models:</b>	CCC101, CCC102, CCC201, CCC202, CCC61, CCD101, CCD102, CCD201, CCD61, CCM101, CCM102, CCM201, CCM202, CCM61, CD101, CD102, CD201, CD202, CD61, CM101, CM102, CM201, CM202, CM61, CPC101, CPC102, CPC201, CPC202, CPC61		





1			
<b>Part No.</b>	379425	<b>Ref. No.</b>	3014.0157
<b>description</b>	temperature probe thermocouple K (NiCr-Ni) cable silicone probe -50 up to 1150°C cable -50 up to +180°C connection 2-wire thread probe ø3x280mm cable length 2m		
<b>For models:</b>	CM101, CM201, CM62		

2			
<b>Part No.</b>	378351	<b>Ref. No.</b>	40.03.528
<b>description</b>	temperature probe thermocouple K (NiCr-Ni) cable silicone probe -50 up to 1150°C cable -50 up to +180°C connection coded plug thread M8 probe ø2x135mm cable length 1.3m		

1			
<b>Part No.</b>	379864	<b>Ref. No.</b>	40.00.395 40.00.594 40.01.097 40.01.099
<b>description</b>	temperature probe thermocouple K (NiCr-Ni) cable silicone probe -50 up to 1150°C cable -50 up to +180°C connection coded plug thread M8 probe ø2x50mm cable length 1.2m		
<b>For models:</b>	CM101, CM102, CM201, CM202, CM61, CM62, SCC101, SCC102, SCC201, SCC202, SCC61, SCC62		

1			
<b>Part No.</b>	379873	<b>Ref. No.</b>	40.00.292
<b>description</b>	temperature probe thermocouple K (NiCr-Ni) cable silicone probe -50 up to 1150°C cable -50 up to +180°C connection coded plug thread probe ø1.5x180mm cable length 1.6m		
<b>For models:</b>	CM201, SCC201		

1			
<b>Part No.</b>	379441	<b>Ref. No.</b>	40.00.291
<b>description</b>	temperature probe thermocouple K (NiCr-Ni) cable silicone probe -50 up to 1150°C cable -50 up to +180°C connection coded plug thread probe ø2x125mm cable length 1.5m		
<b>For models:</b>	CM101, CM102, CM201, CM202, CM61, CM62, SCC101, SCC102, SCC201, SCC202, SCC61, SCC62		

1			
<b>Part No.</b>	379869	<b>Ref. No.</b>	40.00.287 40.00.398 87.00.058
<b>description</b>	temperature probe thermocouple K (NiCr-Ni) cable silicone probe -50 up to 1150°C cable -50 up to +180°C connection coded plug thread probe ø2x70mm cable length 2.5m		
<b>For models:</b>	CM101, CM102, CM201, CM202, CM61, CM62, SCC101, SCC102, SCC201, SCC202, SCC61, SCC62		

1			
<b>Part No.</b>	379442	<b>Ref. No.</b>	40.01.094
<b>description</b>	temperature probe thermocouple K (NiCr-Ni) cable silicone probe -50 up to 1150°C cable -50 up to +180°C connection coded plug thread probe ø2x90mm cable length 1.5m		
<b>For models:</b>	CM61, CM62, SCC61, SCC62		


1			
<b>Part No.</b>	379870	<b>Ref. No.</b>	40.00.290 40.00.399 87.00.470
<b>description</b>	temperature probe thermocouple K (NiCr-Ni) cable silicone probe -50 up to 1150°C cable -50 up to +180°C connection coded plug thread probe ø4.2mm cable length 1.7m		
<b>For models:</b>	SCC101, SCC102, SCC201, SCC202, SCC61, SCC62		

## core probes


1			
<b>Part No.</b>	693522	<b>Ref. No.</b>	22.00.480
<b>description</b>	bracket for core temperature probe		

1			
<b>Part No.</b>	693524	<b>Ref. No.</b>	22.00.453
<b>description</b>	bracket for core temperature probe L 80mm ø 16mm		





<b>Part No.</b>	379867	<b>Ref. No.</b>	40.00.298 40.00.298P 40.01.943 87.00.097
<b>description</b>	conversion kit thermocouple K (NiCr-Ni) cable PTFE probe -40 up to +250°C cable -40 up to +250°C connection plug probe ø3x100mm thread M16 cable length 2.2m handle ø 10mm handle length 40mm		




<b>Part No.</b>	378646	<b>Ref. No.</b>	24.01.122
<b>description</b>	core temperature probe cable PTFE connection coded plug probe ø3x100mm cable length 2.7m handle ø 12mm handle length 44mm		




<b>Part No.</b>	381443	<b>Ref. No.</b>	40.04.040P
<b>description</b>	core temperature probe CM_P 61-102 cable PTFE insulated probe -40 up to +250°C probe ø3x100mm cable length 2.45m handle ø 12mm handle length 44mm		





<b>Part No.</b>	381425	<b>Ref. No.</b>	3035.0604 3035.0605 3035.0607 3035.0608 3035.0623 3035.0627 3035.0703 3035.0706 3035.0707
<b>description</b>	core temperature probe Pt100 cable PTFE probe -40 up to +250°C cable -40 up to +250°C connection 2-wire probe ø3.2x100mm thread M12 cable length 2.8m handle ø 10mm handle length 80mm		
<b>For models:</b>	CC101, CC201, CC6, CD101, CD20, CD201, CM101, CM201, CM62		




<b>Part No.</b>	381426	<b>Ref. No.</b>	3035.0700 3035.0701 3035.0708 3035.0709 3035.0710 3035.0711 3035.0712 3035.0713
<b>description</b>	core temperature probe thermocouple K (NiCr-Ni) cable PTFE probe -40 up to +250°C cable -40 up to +250°C connection 2-wire probe ø3.2x100mm thread M12 cable length 1.9m handle ø 10mm handle length 100mm		
<b>For models:</b>	CCC101, CCC61, CCD101, CCD61, CCM101, CCM61, CD101, CD61, CM101, CM102, CM201, CM202, CM61, CPC101, CPC102, CPC201, CPC202, CPC61		




<b>Part No.</b>	379792 <sup>1</sup>	<b>Ref. No.</b>	3035.0714 3035.0715 3035.0716 3035.0717 3035.0717ET 30350ET
<b>description</b>	core temperature probe thermocouple K (NiCr-Ni) cable PTFE probe -40 up to +250°C cable -40 up to +250°C connection grip connection probe ø3.2x100mm thread M16x2 cable length 1.9m handle ø 10mm handle length 40mm		
<b>For models:</b>	CM102, CPC101, CPC102, CPC201, CPC202, CPC61		
<b>accessories for</b>	379792		
	<b>Part No.</b>	510179	<b>Ref. No.</b> —
	flat gasket fibre ED ø 18mm ID ø 13mm thickness 1.5mm Qty 1 pcs		
	<b>Part No.</b>	560519	<b>Ref. No.</b> —
	nut thread M12x1 H 5mm WS 17 SS Qty 1 pcs		

<sup>1</sup> multipoint probe




<b>Part No.</b>	379868 <sup>1</sup>	<b>Ref. No.</b>	40.00.295 40.01.942 87.00.096
<b>description</b>	core temperature probe thermocouple K (NiCr-Ni) cable PTFE probe -40 up to +250°C cable -40 up to +250°C connection plug probe ø3x100mm thread M16 cable length 2.2m handle ø 10mm handle length 40mm		
<b>For models:</b>	SCC102, SCC201, SCC202		


<sup>1</sup> multipoint probe



<b>Part No.</b>	379871	<b>Ref. No.</b>	40.02.100 40.02.100P 40.02.101
<b>description</b>	core temperature probe thermocouple K (NiCr-Ni) cable PTFE probe -40 up to +250°C cable -40 up to +250°C connection plug probe ø3x100mm thread M16 cable length 2.2m handle ø 10mm handle length 40mm		
<b>For models:</b>	SCC201, SCC202		




<b>Part No.</b>	379872	<b>Ref. No.</b>	40.02.102 40.02.102P 40.02.103
<b>description</b>	core temperature probe thermocouple K (NiCr-Ni) cable PTFE probe -40 up to +250°C cable -40 up to +250°C connection plug probe ø3x100mm thread M16 cable length 2.2m handle ø 10mm handle length 40mm		
<b>For models:</b>	CM201, CM202		

1

<b>Part No.</b>	379865	<b>Ref. No.</b>	40.00.296 40.00.297 40.00.608 40.00.608P 40.01.603
<b>description</b>	core temperature probe thermocouple K (NiCr-Ni) cable PTFE probe -40 up to +250°C cable -40 up to +250°C connection plug probe ø3x100mm thread M16 cable length 2.3m handle ømm handle length 50mm		
<b>For models:</b>	CM101, CM102, CM61, CM62		




1

<b>Part No.</b>	379866 <sup>1</sup>	<b>Ref. No.</b>	40.00.293 40.00.294 40.00.606 40.00.606P 40.01.604 40.04.097
<b>description</b>	core temperature probe thermocouple K (NiCr-Ni) cable PTFE probe -40 up to +250°C cable -40 up to +250°C connection plug probe ø3x100mm thread M16 cable length 2.3m handle ømm handle length 50mm		
<b>For models:</b>	SCC101, SCC102, SCC202, SCC61, SCC62		

<sup>1</sup>multipoint probe

## electronics


### electronics accessories



1

<b>Part No.</b>	901571	<b>Ref. No.</b>	5110.1029
<b>description</b>	gasket for control panel H 1mm D1 ø 18mm D2 ø 3mm silicone Qty 5 pcs		
<b>For models:</b>	CCD101, CCD102, CCD61, CCM101, CCM102, CCM61, CM101, CM102, CM201, CM202, CM61, CM62, CPC201, SCC101, SCC102, SCC201, SCC202, SCC61, SCC62		


## EPROMS



1


<b>Part No.</b>	403018	<b>Ref. No.</b>	3040.0311
<b>description</b>	EPROM type CPC CODE XS5.06S		
<b>For models:</b>	CPC101, CPC102, CPC201, CPC202, CPC61		

## PCBs




1

<b>Part No.</b>	400084	<b>Ref. No.</b>	3040.2050
<b>description</b>	control PCB		
<b>For models:</b>	CCM101, CCM102, CCM201, CCM202, CCM61		



1


<b>Part No.</b>	400100	<b>Ref. No.</b>	3040.2040
<b>description</b>	control PCB		
<b>For models:</b>	CCC101, CCC102, CCC201, CCC202, CCC61		





1


<b>Part No.</b>	402920	<b>Ref. No.</b>	3040.3041
<b>description</b>	control PCB combi-steamer CD 101/CM 101 suitable for RATIONAL		
<b>For models:</b>	CD101, CD102, CD201, CD202, CD61, CM101, CM102, CM201, CM202, CM61, CPC101, CPC102, CPC201, CPC202, CPC61		





			
1			
<b>Part No.</b>	400098	<b>Ref. No.</b>	3040.0276 3040.3000 3040.3001 3040.3001ET
<b>description</b>	control PCB combi-steamer CD 101/CM 101 without EPROM		
<b>For models:</b>	CD101, CM101, CM102, CM201, CM202, CM61, CPC101, CPC102, CPC201, CPC202, CPC61		



			
1			
<b>Part No.</b>	400103	<b>Ref. No.</b>	3040.3020
<b>description</b>	control PCB combi-steamer CM 61-202 L 460mm W 154mm 61-202		
<b>For models:</b>	CM201, CM202, CPC101, CPC102, CPC201, CPC202, CPC61		


			
1			
<b>Part No.</b>	400099	<b>Ref. No.</b>	3040.3010
<b>description</b>	control PCB combi-steamer CM101		
<b>For models:</b>	CM101, CM102, CM201, CM202, CM61		

			
1			
<b>Part No.</b>	400107	<b>Ref. No.</b>	3040.2030
<b>description</b>	control PCB combi-steamer CM101 edition CM v. 4.91-97		
<b>For models:</b>	CM101, CM201		

			
1			
<b>Part No.</b>	402827	<b>Ref. No.</b>	42.00.047 42.00.047P 42.00.048
<b>description</b>	control PCB combi-steamer CM101 L 372mm W 120mm type RAL115ET		
<b>For models:</b>	CM101, CM102, CM201, CM202, CM61, CM62		

			
1			
<b>Part No.</b>	403319	<b>Ref. No.</b>	3040.3210
<b>description</b>	control PCB combi-steamer CPC-Linie CM 61-202/G model since 10/1997		
<b>For models:</b>	CM101, CM102, CM201, CM202, CM61, CPC201		


			
1			
<b>Part No.</b>	401475	<b>Ref. No.</b>	42.00.002 42.00.002P
<b>description</b>	control PCB combi-steamer SCC Line		
<b>For models:</b>	SCC101, SCC102, SCC201, SCC202, SCC61, SCC62		
<b>accessories for</b>	401475		
		<b>Part No.</b>	358791
		<b>Ref. No.</b>	4001.0224
	fine fuse size ø6.3x32mm 6.3A slow-acting rated 250V Qty 10 pcs		

			
1			
<b>Part No.</b>	403796	<b>Ref. No.</b>	42.00.090P 42.00.161 42.00.269P
<b>description</b>	control PCB for combi-steamer CM_P 61-202 suitable for RATIONAL model Sicotronic		




1

<b>Part No.</b>	403797	<b>Ref. No.</b>	42.00.080P 42.00.160 4200080
<b>description</b>	control PCB for combi-steamer SCC_WE, CM_P 61-202 model Sicotronic		




1

<b>Part No.</b>	400109	<b>Ref. No.</b>	3040.0110
<b>description</b>	control PCB regulation and control electronics		
<b>For models:</b>	CM101, CM201		




1

<b>Part No.</b>	401479	<b>Ref. No.</b>	3017.1000 3017.1001 3040.2602 3040.2604 8680.1018 8720.1293
<b>description</b>	PCB combi-steamer		
<b>For models:</b>	CCC101, CCC102, CCC201, CCC202, CCC61, CCM101, CCM102, CCM201, CCM202, CCM61, CPC201		




1

<b>Part No.</b>	401487	<b>Ref. No.</b>	3040.3040 3040.3040P
<b>description</b>	PCB combi-steamer CD 101/CM 101 with axial flow fan for fan motor		
<b>For models:</b>	CD101, CD102, CD201, CD202, CD61, CM101, CM102, CM201, CM202, CM61, CPC101, CPC102, CPC201, CPC202, CPC61		




1

<b>Part No.</b>	401662	<b>Ref. No.</b>	42.00.004 42.00.004P 87.00.139
<b>description</b>	PCB combi-steamer CM101 conversion kit		
<b>For models:</b>	CM101, CM102, CM201, CM202, CM61, CM62		



1

<b>Part No.</b>	400110	<b>Ref. No.</b>	3002.0400 3002.0408 3040.2060 3040.2061 3040.3100 3040.3100ET
<b>description</b>	PCB combi-steamer level control		



1

<b>Part No.</b>	401629	<b>Ref. No.</b>	40.00.049 40.00.049P 42.00.045 42.00.064P	
<b>description</b>	relay shroud I/O-board SCC Line			
<b>For models:</b>	SCC101, SCC102, SCC201, SCC202, SCC61, SCC62			
<b>accessories for</b>	401629			
	<b>Part No.</b>	358786	<b>Ref. No.</b>	—
	fine fuse size ø6.3x32mm 2A slow-acting rated 250V Qty 10 pcs			



## keypads

## front foils



1	<b>Part No.</b>	403795	<b>Ref. No.</b>	16.00.555
	<b>description</b>	front foil for combi-steamer SCC Line L 540mm W 175mm		

## membrane keypads



1	<b>Part No.</b>	403781	<b>Ref. No.</b>	42.00.067 42.00.067S
	<b>description</b>	membrane keypad for combi-steamer SCC Line L 230mm W 124mm		

## solenoid valves

## solenoid valves (water)

ELBI

spare parts and accessories

solenoid coils



1	<b>Part No.</b>	371016	<b>Ref. No.</b>	3002.0321
	<b>description</b>	solenoid coil ELBI 230VAC 50/60Hz pressure range 0 up to 10bar coil type EATON (INVENSYS) tolerance ±15%		

## MÜLLER

medium temperature: 90°C  
duty cycle: 100%












## with cable connection







1	<b>Part No.</b>	370065	<b>Ref. No.</b>	3002.0327	
	<b>description</b>	solenoid valve double straight 230VAC inlet 3/4" outlet 11.5mm DN10 t.max. 90°C duty cycle 100% MÜLLER cable length 2000mm			
	<b>For models:</b>	CC101, CC6, CM201			
	<b>spare parts for</b>	370065			
		<b>Part No.</b>	370195	<b>Ref. No.</b>	3002.0314
		solenoid valve body double straight inlet 3/4" outlet 11.5mm DN10 t.max. 90°C duty cycle 100% MÜLLER 230V			
		<b>Part No.</b>	371002	<b>Ref. No.</b>	—
		solenoid valve holder MÜLLER flange support			
		<b>Part No.</b>	371009	<b>Ref. No.</b>	3002.0326
		compression spring for solenoid coil			
		<b>Part No.</b>	371010	<b>Ref. No.</b>	3002.0324 3002.0325 3002.0329
		solenoid coil 230VAC connection with cable cable length 2000mm			
		<b>Part No.</b>	371011	<b>Ref. No.</b>	—
		spare parts kit membrane with long star star high 8mm MÜLLER			
		<b>Part No.</b>	371122	<b>Ref. No.</b>	—
		solenoid valve filter ø 19mm H 10mm suitable for MÜLLER			
		<b>Part No.</b>	501161	<b>Ref. No.</b>	—
		tap head for solenoid valve holder for solenoid coils			
	<b>accessories for</b>	370065			
		<b>Part No.</b>	371017	<b>Ref. No.</b>	—
		solenoid coil MÜLLER 230VAC connection male faston 6.3mm			
		<b>Part No.</b>	371037	<b>Ref. No.</b>	—
		solenoid coil 24VAC 50/60Hz connection male faston 6.3mm			
		<b>Part No.</b>	371038	<b>Ref. No.</b>	—
		solenoid coil 230VAC connection appliance plug			








 <p>1</p>			
<b>Part No.</b>	370368	<b>Ref. No.</b>	3002.0305
<b>description</b>	solenoid valve single straight 230VAC inlet 3/4" outlet 11.5mm DN10 t.max. 90°C duty cycle 100% MÜLLER cable length 2000mm		
<b>spare parts for</b>	370368		
	Part No.	370133	Ref. No. 3002.0301
solenoid valve body single straight inlet 3/4" outlet 11.5mm DN10 t.max. 90°C duty cycle 100% MÜLLER 230V			
	Part No.	371002	Ref. No. —
solenoid valve holder MÜLLER flange support			
	Part No.	371009	Ref. No. 3002.0326
compression spring for solenoid coil			
	Part No.	371010	Ref. No. 3002.0324 3002.0325 3002.0329
solenoid coil 230VAC connection with cable cable length 2000mm			
	Part No.	371011	Ref. No. —
spare parts kit membrane with long star star high 8mm MÜLLER			
	Part No.	371122	Ref. No. —
solenoid valve filter ø 19mm H 10mm suitable for MÜLLER			
	Part No.	501161	Ref. No. —
tap head for solenoid valve holder for solenoid coils			
<b>accessories for</b>	370368		
	Part No.	371017	Ref. No. —
solenoid coil MÜLLER 230VAC connection male faston 6.3mm			
	Part No.	371037	Ref. No. —
solenoid coil 24VAC 50/60Hz connection male faston 6.3mm			
	Part No.	371038	Ref. No. —
solenoid coil 230VAC connection appliance plug			

 <p>1</p>			
<b>Part No.</b>	370006	<b>Ref. No.</b>	3002.0328
<b>description</b>	solenoid valve triple straight 230VAC inlet 3/4" outlet 12.5mm DN10 t.max. 90°C duty cycle 100% MÜLLER cable length 2000mm		
<b>spare parts for</b>	370006		
	Part No.	370132	Ref. No. 3002.0315
solenoid valve body triple straight inlet 3/4" outlet 11.5mm DN10 t.max. 90°C duty cycle 100% MÜLLER 230V			
	Part No.	371002	Ref. No. —
solenoid valve holder MÜLLER flange support			
	Part No.	371009	Ref. No. 3002.0326
compression spring for solenoid coil			

<b>spare parts for</b>	370006		
	Part No.	371010	Ref. No. 3002.0324 3002.0325 3002.0329
solenoid coil 230VAC connection with cable cable length 2000mm			
	Part No.	371011	Ref. No. —
spare parts kit membrane with long star star high 8mm MÜLLER			
	Part No.	371122	Ref. No. —
solenoid valve filter ø 19mm H 10mm suitable for MÜLLER			
	Part No.	501161	Ref. No. —
tap head for solenoid valve holder for solenoid coils			
<b>accessories for</b>	370006		
	Part No.	371017	Ref. No. —
solenoid coil MÜLLER 230VAC connection male faston 6.3mm			
	Part No.	371037	Ref. No. —
solenoid coil 24VAC 50/60Hz connection male faston 6.3mm			
	Part No.	371038	Ref. No. —
solenoid coil 230VAC connection appliance plug			

<b>spare parts and accessories</b>			
<b>valve bodies</b>			
 <p>1</p>			
<b>Part No.</b>	370195	<b>Ref. No.</b>	3002.0314
<b>description</b>	solenoid valve body double straight inlet 3/4" outlet 11.5mm DN10 t.max. 90°C duty cycle 100% MÜLLER 230V		
<b>For models:</b>	CC101, CC201, CC6, CD20, CM101, CM201		

 <p>1</p>			
<b>Part No.</b>	370133	<b>Ref. No.</b>	3002.0301
<b>description</b>	solenoid valve body single straight inlet 3/4" outlet 11.5mm DN10 t.max. 90°C duty cycle 100% MÜLLER 230V		
<b>For models:</b>	CD20, CM101		

 <p>1</p>			
<b>Part No.</b>	370132	<b>Ref. No.</b>	3002.0315
<b>description</b>	solenoid valve body triple straight inlet 3/4" outlet 11.5mm DN10 t.max. 90°C duty cycle 100% MÜLLER 230V		
<b>For models:</b>	CM101		



## solenoid coils



<b>Part No.</b>	371010	<b>Ref. No.</b>	3002.0324 3002.0325 3002.0329
<b>description</b>	solenoid coil 230VAC connection with cable cable length 2000mm		
<b>For models:</b>	CC101, CC201, CC6, CD20, CM101, CM201		

## miscellaneous



<b>Part No.</b>	371009	<b>Ref. No.</b>	3002.0326
<b>description</b>	compression spring for solenoid coil		

## ROBERTSHAW/INVENSYS

medium temperature: 90°C 90°C 60°C  
 ambient temperature: 60°C 25°C 60°C  
 duty cycle: 40% 100% 100%

## solenoid valves with reducers

## 3-fold



<b>Part No.</b>	370672	<b>Ref. No.</b>	50.01.050 50.01.050S
<b>description</b>	solenoid valve triple straight 230VAC inlet 3/4" outlet 11.5mm 10 EATON (INVENSYS) plastic output C 5l/min flow regulating valve outlet C black		
<b>For models:</b>	SCC101, SCC102, SCC201, SCC202, SCC61, SCC62		



<b>Part No.</b>	370371	<b>Ref. No.</b>	3002.0304
<b>description</b>	solenoid valve double straight 230VAC inlet 3/4" outlet 11.5mm DN10 EATON (INVENSYS) cable length 2000mm		
<b>For models:</b>	CC201, CD101, CD20, CD201, CM101, CM201, CM62		



<b>Part No.</b>	370372	<b>Ref. No.</b>	3002.0311
<b>description</b>	solenoid valve triple straight 230VAC inlet 3/4" outlet 11.5mm DN10 EATON (INVENSYS) cable length 2000mm		
<b>For models:</b>	CD101, CD20, CD201, CM101, CM201		

## with coded terminal



<b>Part No.</b>	370840	<b>Ref. No.</b>	3002.0306 3002.0310 3002.0310ET
<b>description</b>	solenoid valve double straight 200-240VAC inlet 3/4" outlet 10.5 input 10l/min DN10 ROBERTSHAW		



<b>Part No.</b>	370269	<b>Ref. No.</b>	3002.0300 3002.0330 3002.0330ET
<b>description</b>	solenoid valve double straight 230VAC inlet 3/4" outlet 11.5mm DN10 EATON (INVENSYS)		



<b>Part No.</b>	370268	<b>Ref. No.</b>	3002.0200 3002.0331 3002.0331ET 50.00.316
<b>description</b>	solenoid valve single straight 230VAC inlet 3/4" outlet 11.5mm DN10 EATON (INVENSYS)		
<b>For models:</b>	CM101, CM102, CM201, CM202, CM61, CM62		



<b>Part No.</b>	370270	<b>Ref. No.</b>	3002.0340 3002.0343ET
<b>description</b>	solenoid valve single straight 230VAC inlet 3/8" outlet 3/8" DN10 Invensys		
<b>For models:</b>	CM102, CPC102, CPC201, CPC202		







drain valves

 <p>1</p>			
<b>Part No.</b>	401889	<b>Ref. No.</b>	40.00.400 54.00.171 54.00.200 54.00.357 54.01.291 87.01.191
<b>description</b>	drain valve 12V single inlet 40mm outlet 40mm for combi-steamer		
<b>For models:</b>	SCC101, SCC102, SCC201, SCC202, SCC61, SCC62		
<b>accessories for</b>	401889		
	<b>Part No.</b>	532727	<b>Ref. No.</b> 10.00.512
	O-ring silicone thickness 3.5mm ID ø 26mm Qty 5 pcs for model SCC, CM		
	<b>Part No.</b>	532728	<b>Ref. No.</b> 10.00.511
	O-ring silicone thickness 3.5mm ID ø 46mm Qty 5 pcs for model SCC, CM		

Solenoid valve - accessories


filters


 <p>1</p>			
<b>Part No.</b>	371323	<b>Ref. No.</b>	1900.0202
<b>description</b>	solenoid valve filter ø 19.5mm H 10.5mm suitable for RATIONAL coarse		
<b>For models:</b>	CCC101, CCC102, CCC201, CCC202, CCC61, CCD101, CCD102, CCD201, CCD202, CCD61, CCM101, CCM102, CCM201, CCM202, CCM61, CD101, CD102, CD201, CD202, CD61, CM101, CM102, CM201, CM202, CM61, CM62, CPC101, CPC102, CPC201, CPC202, CPC61, SCC101, SCC102, SCC201, SCC202, SCC61, SCC62		

 <p>1</p>			
<b>Part No.</b>	699812	<b>Ref. No.</b>	50.00.086
<b>description</b>	locking plate for solenoid valve L 37mm W 29mm H 4mm		
<b>For models:</b>	CM101, CM102, CM201, CM202, CM61, CM62, SCC101, SCC102, SCC201, SCC202, SCC61, SCC62		

pressure switches

for gas equipment

 <p>1</p>			
<b>Part No.</b>	541108	<b>Ref. No.</b>	3017.1004
<b>description</b>	pressure control		
<b>For models:</b>	CM101, CM102, CM201, CM202, CM61, CPC101, CPC102, CPC201, CPC202, CPC61		


 <p>1</p>			
<b>Part No.</b>	541111	<b>Ref. No.</b>	3017.1003 3017.1006 3017.1010
<b>description</b>	pressure control pressure range adjustable 0.2- 3mbar pressure connection horizontal gas technology connection 6mm suitable for RATIONAL		
<b>For models:</b>	CM101, CM102, CM201, CM202, CM61, CPC101, CPC102, CPC201, CPC202, CPC61		

for combi-steamers


 <p>1</p>			
<b>Part No.</b>	345709	<b>Ref. No.</b>	3017.1011
<b>description</b>	pressure control ø 84mm pressure range 0-3mbar for humidity measuring connection 6mm p max 0.025bar pressure connection 6mm		
<b>For models:</b>	CD101, CPC101, CPC102, CPC201, CPC202, CPC61, SCC101, SCC102, SCC201, SCC202, SCC61, SCC62		

 <p>1</p>			
<b>Part No.</b>	345218	<b>Ref. No.</b>	3017.1002
<b>description</b>	pressure control pressure range 0-3mbar connection 6mm pressure connection 6mm		
<b>For models:</b>	CPC101, CPC102, CPC201, CPC202, CPC61		





			
1			
<b>Part No.</b>	541329	<b>Ref. No.</b>	2062.0356 3016.1418 3016.1441
<b>description</b>	pressure control pressure range 350/150mbar connection 8mm pressure connection 8mm		
<b>For models:</b>	CPC101, CPC102, CPC201, CPC202, CPC61		


## electrodes




			
1			
<b>Part No.</b>	403298	<b>Ref. No.</b>	44.01.407 44.01.408 87.01.218
<b>description</b>	level electrode M15x1.5 total length 110mm probe L 85mm insulated probe length 75mm with extension connection coded plug ø 2mm suitable for RATIONAL		

			
1			
<b>Part No.</b>	403297	<b>Ref. No.</b>	44.00.514 87.01.219
<b>description</b>	level electrode M15x1.5 total length 190mm probe L 165mm insulated probe length 153mm with extension connection coded plug ø 2mm suitable for RATIONAL		
<b>For models:</b>	CM201, SCC201		


			
1			
<b>Part No.</b>	400163	<b>Ref. No.</b>	3002.0409
<b>description</b>	level electrode PG9 total length 100mm probe L 72/43/22mm insulated probe length 70/62/52mm with 3 probes connection grip connection		
<b>For models:</b>	CM101, CM102, CM201, CM202, CM61, CPC101, CPC102, CPC201, CPC202, CPC61		

			
1			
<b>Part No.</b>	403138	<b>Ref. No.</b>	87.01.220 87.01.253
<b>description</b>	level electrode PG9 total length 100mm probe L 85mm insulated probe length 70mm with connection cable connection coded plug		

			
1			
<b>Part No.</b>	400021	<b>Ref. No.</b>	3002.0401
<b>description</b>	level electrode PG9 total length 110mm probe L 70/47/24mm insulated probe length 62/38/16mm with 3 probes connection grip connection		
<b>For models:</b>	CC6, CD101, CD102, CD201, CD202, CD61, CM61, CPC61		

				
1				
<b>Part No.</b>	400022	<b>Ref. No.</b>	3002.0402	
<b>description</b>	level electrode PG9 total length 135mm probe L 89/59/28mm insulated probe length 80mm with 3 probes connection grip connection			
<b>For models:</b>	CC101, CC201, CCC101, CCC102, CCC201, CCC202, CCC61, CCD101, CCD102, CCD201, CCD202, CCD61, CCM101, CCM102, CCM201, CCM202, CCM61, CD101, CD102, CD20, CD201, CD202, CD61, CM101, CM102, CM201, CM202, CM61, CM62, CPC101, CPC102, CPC201, CPC202, CPC61, SCC101, SCC102, SCC201, SCC202, SCC61, SCC62			
<b>accessories for</b>	400022			
	<b>Part No.</b>	379729	<b>Ref. No.</b>	40.00.205 40.01.542 40.02.383
	connection cable L 1230mm 4-pole for level electrode plug type coded			
	<b>Part No.</b>	550574	<b>Ref. No.</b>	—
	nut thread PG9 H 3mm WS 28 nickel-plated brass Qty 1 pcs mounting ømm cable ømm			

			
1			
<b>Part No.</b>	401491	<b>Ref. No.</b>	3002.0404
<b>description</b>	level electrode probe L 95mm with 3 probes		
<b>For models:</b>	CM101, CM201, CM62		





1

<b>Part No.</b>	403804	<b>Ref. No.</b>	44.00.287 44.01.371 87.01.221
<b>description</b>	level electrode with cable M15x1.5 probe L 12mm total length 325mm insulated probe length 114mm straight connection plug-in connection ø 1.5mm EPDM		


## flow meters and flow sensors

### flow sensors




1

<b>Part No.</b>	403301	<b>Ref. No.</b>	44.00.670 87.00.655
<b>description</b>	flow sensor inlet ø 10mm outlet ø 10mm L 104mm connection coded plug cable length 1300mm flow rate 1-25l/min		
<b>For models:</b>	SCC101, SCC102, SCC201, SCC202, SCC61, SCC62		



1

<b>Part No.</b>	402256	<b>Ref. No.</b>	3017.1050 44.00.211
<b>description</b>	flow sensor inlet ø 10mm outlet ø 10mm L 110mm flow rate 1-25l/min		
<b>For models:</b>	CPC101, CPC102, CPC201, CPC202, CPC61, SCC101, SCC102, SCC201, SCC202, SCC61, SCC62		



1

<b>Part No.</b>	403302	<b>Ref. No.</b>	50.00.934 50.01.523 87.01.272
<b>description</b>	flow sensor inlet ø 3/4" ET outlet ø 3/4" IT L 78mm connection coded plug cable length 1300mm flow rate 1-25l/min		
<b>For models:</b>	SCC101, SCC102, SCC201, SCC202, SCC61, SCC62		

## fans

### axial fans

#### ebm-papst



1

<b>Part No.</b>	601030 <sup>1</sup>	<b>Ref. No.</b>	40.03.425
<b>description</b>	axial fan L 119mm W 119mm H 38mm 230VAC 50Hz 18W bearing ball bearing manuf. no. 4656Z metal connection male faston 2.8mm ebm-papst fan wheel ø 110mm temp.-resist. 75°C		
<b>accessories for</b>	601030		
	<b>Part No.</b>	550898	<b>Ref. No.</b> —
	connecting cable cable length 2000mm connection F 2.8 connection distance 7.9mm for axial flow fan		
	<b>Part No.</b>	692497	<b>Ref. No.</b> —
	guard ø 105mm mounting distance 150mm for axial fan ebm-papstmm		


<sup>1</sup>with ball bearings



1

<b>Part No.</b>	601309 <sup>1</sup>	<b>Ref. No.</b>	40.00.474
<b>description</b>	axial fan L 127mm W 127mm H 38mm 12VDC 21W bearing ball bearing manuf. no. DV5212N metal connection cable ebm-papst suitable for RATIONAL fan wheel ø 120mm temp.-resist. 65°C		
<b>For models:</b>	CM201, CM202, SCC201, SCC202		

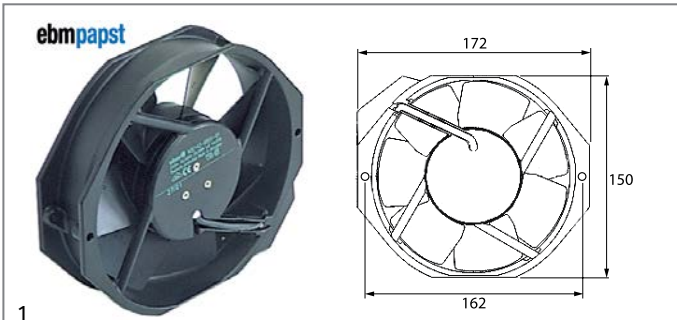
<sup>1</sup>with ball bearings



1

<b>Part No.</b>	601752 <sup>1</sup>	<b>Ref. No.</b>	40.02.899
<b>description</b>	axial fan L 127mm W 127mm H 38mm 12VDC 21W bearing ball bearing manuf. no. DV5212N plastic/metal connection cable 310mm ebm-papst fan wheel ø 120mm temp.-resist. 65°C SCC Line since 05/2008		
<b>For models:</b>	CM201, CM202, SCC201, SCC202		

<sup>1</sup>with ball bearings

**1**

<b>Part No.</b>	601113 <sup>1</sup>	<b>Ref. No.</b>	3101.1013
<b>description</b>	axial fan L 172mm W 150mm H 38mm 230VAC 50/60Hz 27/28W bearing ball bearing connection male faston 2.8mm manif. no. 7056ES metal ebm-papst fan wheel ø 145mm temp.-resist. 55°C		
<b>For models:</b>	CM102, CM201, CM202, CPC102, CPC201, CPC202		

<sup>1</sup>with ball bearings

**import**



**1**

<b>Part No.</b>	601080 <sup>1</sup>	<b>Ref. No.</b>	3101.1008
<b>description</b>	axial fan L 119mm W 119mm H 38mm 230VAC 50/60Hz 23/20W bearing ball bearing connection male faston 2.8mm metal ADDA fan wheel ø 110mm temp.-resist. 70°C		
<b>For models:</b>	CC101, CC201, CG6, CCC101, CCC102, CCC61, CCD101, CCD102, CCD61, CCM101, CCM102, CCM61, CD101, CD102, CD201, CD202, CD61, CM101, CM102, CM201, CM202, CM61, CM62, CPC101, CPC102, CPC201, CPC202, CPC61, SCC101, SCC102, SCC202, SCC61, SCC62		
<b>accessories for</b>	601080		
	<b>Part No.</b>	550898	<b>Ref. No.</b> —
	connecting cable cable length 2000mm connection F 2.8 connection distance 7.9mm for axial flow fan		
	<b>Part No.</b>	692519	<b>Ref. No.</b> —
	guard L 120mm W 120mm plastic		

<sup>1</sup>with ball bearings




**1**

<b>Part No.</b>	601670 <sup>1</sup>	<b>Ref. No.</b>	3101.1018
<b>description</b>	axial fan L 80mm W 80mm H 25mm 12VDC 1.8W bearing ball bearing connection cable 300mm fan wheel ø 75mm		
<b>For models:</b>	CD101, CD102, CD201, CD202, CD61, CM101, CM102, CM201, CM202, CM61, CPC101, CPC102, CPC201, CPC202, CPC61		

<sup>1</sup>with ball bearings

accessories


fan guards



**1**

<b>Part No.</b>	602141	<b>Ref. No.</b>	8455.1393
<b>description</b>	guard with filter for axial flow fan L 126mm W 126mm H 13.5mm mounting distance 115mm suitable for ebm-papst		

converters



**1**

<b>Part No.</b>	381451	<b>Ref. No.</b>	40.03.257
<b>description</b>	converter ebm-papst type AC 4400HT 100-240V for combi-steamer SCC_WE, CM_P		

cross flow fans

COPREL

with standard coil



**1**

<b>Part No.</b>	601036	<b>Ref. No.</b>	3101.1004
<b>description</b>	cross flow fan TFL 120/15 HT roller ø 60mm roller length 120mm laminated core thickness 15mm motor position left 230V/50Hz 18W universal bearing silicone connection male faston 6.3mm airflow 101m³/h -30 up to +100°C 230V 50Hz		
<b>For models:</b>	CCC201, CCC202, CCD201, CCD202, CCM201, CCM202		




hot air motors




<b>Part No.</b>	601301	<b>Ref. No.</b>	40.00.274 40.00.274P 40.00.275 40.00.275P
<b>description</b>	fan motor 100-240V 1 phase 50/60Hz 0.45kW 2000rpm speeds 1 L1 160mm L2mm L3mm L4mm M8R IT fan wheel ø 130mm type M3G084-FA22-16		
<b>For models:</b>	CM101, CM102, CM201, CM202, CM61, CM62, SCC101, SCC102, SCC201, SCC202, SCC61, SCC62		
<b>accessories for</b>	601301		
	<b>Part No.</b>	511685	<b>Ref. No.</b> 87.00.564
	shaft seal kit ID ø 15mm ED ø 27mm shaft seal flange mounting gauge with mountign material		
	<b>Part No.</b>	601327	<b>Ref. No.</b> 22.00.192
	fan wheel D1 ø 340mm H1 135mm blades 9 D2 ø 13mm D3 ø 16mm H2 38mm		



<b>Part No.</b>	602128	<b>Ref. No.</b>	40.03.378 40.03.378P
<b>description</b>	fan motor 100-240V 50/60Hz 0.55kW 1800rpm L1 162mm L2 52mm L3 14mm with engine shaft gasket type SCC_WE, CM_P 61-202		
<b>spare parts for</b>	602128		
	<b>Part No.</b>	551347	<b>Ref. No.</b> 87.01.188
	gasket set SCC_WE, CM_P 61-202		
	<b>Part No.</b>	551348	<b>Ref. No.</b> 20.01.755P
	insulation SCC_WE, CM_P 61-202 L 248mm bore ø 30mm W 193mm H 15mm		



<b>Part No.</b>	500158	<b>Ref. No.</b>	3100.1002
<b>description</b>	fan motor 200-240/346-415V 3 phase 50/60Hz 0.4kW 1400/1700rpm speeds 1 L1 160mm L2 30mm L3 35mm M10R IT 2.0/1.15A power input 560W at 50Hz 200-240/346-415V at 60Hz 200-277/346-480V at 50Hz 1400rpm at 60Hz 1700rpm type L7Cw4D-226 no. WN D1 ø 17mm D2 ø 13mm		
<b>For models:</b>	CCD101, CCD201, CCD61		



<b>Part No.</b>	601313	<b>Ref. No.</b>	3100.1007
<b>description</b>	fan motor 200-240/346-415V 3 phase 50/60Hz 1kW 1400/1700rpm speeds 1 L1 220mm L2 35mm L3 50mm M14R IT 4.5/2.6A power input 1320W at 50Hz 200-240/346-415V at 60Hz 200-277/346-480V at 50Hz 1400rpm at 60Hz 1700rpm type L9FGw4D-227 no. T5 D1 ø 25mm D2 ø 20mm		
<b>For models:</b>	CCD102, CCD202		




<b>Part No.</b>	602130	<b>Ref. No.</b>	3100.1033
<b>description</b>	fan motor 200-240V 50/60Hz 0,45/0,7kW 1450/1720rpm L1 150mm L2 34mm L3 36mm D1 ø 17mm D2 ø 14.5mm CPC-L.CD/ CM/61/109/201		
<b>spare parts for</b>	602130		
	<b>Part No.</b>	551350	<b>Ref. No.</b> 8720.1613
	gasket set for motor CPC, CM, CD		



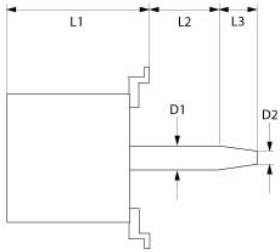



1


<b>Part No.</b>	602126	<b>Ref. No.</b>	40.03.513P 4003513
<b>description</b>	fan motor 200-240V 50/60Hz 0.75kW 1820rpm L1 160mm L2 49mm L3 16mm 3.75A for fan wheel ø 15mm		
<b>spare parts for</b>	602126		
	<b>Part No.</b>	551347	<b>Ref. No.</b> 87.01.188
	gasket set SCC_WE, CM_P 61-202		
	<b>Part No.</b>	551348	<b>Ref. No.</b> 20.01.755P
	insulation SCC_WE, CM_P 61-202 L 248mm bore ø 30mm W 193mm H 15mm		



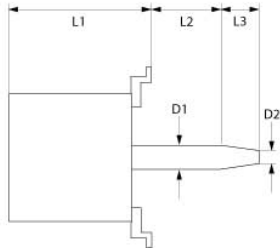
1




<b>Part No.</b>	500100	<b>Ref. No.</b>	3001.0400 3001.0426
<b>description</b>	fan motor 220-240/380-415V 3 phase 50/60Hz 0.25kW 1400rpm speeds 1 L1 150mm L2 32mm L3 40mm M10R IT at 50Hz 1400rpm at 60Hz 1700rpm type L7Aw4D-099 no. X3 D1 ø 17mm D2 ø 13mm mounting distance 180mm		
<b>For models:</b>	CC101, CC201, CC6, CD101, CD20, CD201, CM101, CM201		



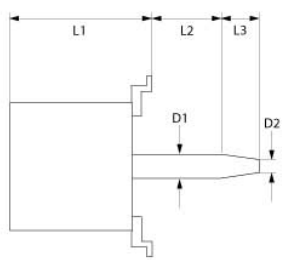
1




<b>Part No.</b>	500167	<b>Ref. No.</b>	3100.1021
<b>description</b>	fan motor 220-240/380-415V 3 phase 50Hz 0.45kW 1400rpm speeds 1 L1 150mm L2 24mm L3 35mm M10R IT 1.1/1.9A power input 650W at 50Hz 1400rpm type L9Cw4D1-304 no. X7 D1 ø 17mm D2 ø 13mm		
<b>For models:</b>	CD101, CD201, CD202, CD61, CM101, CM201, CM61, CPC61		



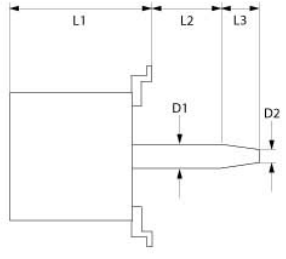
1




<b>Part No.</b>	500169	<b>Ref. No.</b>	3100.1023
<b>description</b>	fan motor 220-240/380-415V 3 phase 50Hz 1kW 1400rpm speeds 1 L1 190mm L2 41mm L3 37mm M10R IT 4.0/2.3A power input 1250W at 50Hz 1400rpm type L9FGw4D-395 no. X1 D1 ø 17mm D2 ø 13mm		
<b>For models:</b>	CD101, CD102, CD201, CD202, CD61, CM101, CM102, CM201, CM202, CM61		



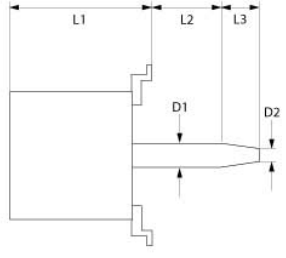
1



<b>Part No.</b>	601320	<b>Ref. No.</b>	3100.1069
<b>description</b>	fan motor 220-240V 3 phase 50Hz 1kW 1400rpm speeds 1 L1 220mm L2 30mm L3 50mm 4.0/2.3A power input 1250W at 50Hz 1400rpm type L9FGw4D-395 no. WN D1 ø 25mm D2 ø 20mm		
<b>For models:</b>	CD102, CD202, CM102, CM202		



1



<b>Part No.</b>	601815	<b>Ref. No.</b>	3100.1061
<b>description</b>	fan motor 230-240V 1 phase 50Hz 0.450/0.615kW 1440rpm speeds 1 L1 150mm L2 34mm L3 35mm ø 125mm M10x1.5 3.1A type L9F-w4D-397 no. CO D1 ø 17mm D2 ø 13mm kit		
<b>For models:</b>	CD61, CM101, CM201, CM61, CPC101, CPC201, CPC61		





1

<b>Part No.</b>	601300	<b>Ref. No.</b>	3100.1080 3100.1083
<b>description</b>	fan motor 240V 3 phase 60Hz 0.68kW 1730rpm speeds 1 L1 145mm L2 24mm L3 34mm M10R IT 2.9A number of pole pairs 2 power input 870W at 60Hz 1730rpm Y type L9DFw4D-518 no. X6 D1 ø 17mm D2 ø 13mm		
<b>For models:</b>	CD101, CD201, CD61, CM101, CM201, CM61, CPC101, CPC201, CPC61		

1

<b>Part No.</b>	500162	<b>Ref. No.</b>	3100.1020
<b>description</b>	fan motor 380-415V 3 phase 50Hz 0.08/0.45kW 700/1400rpm speeds 2 L1 147mm L2 35mm L3 35mm ø 125mm M10R IT 0.4/1.15A at 50Hz 700/1400rpm YYY type L9xw84D-393 no. V2 D1 ø 17mm D2 ø 13mm		
<b>For models:</b>	CPC101, CPC201, CPC61		

1

<b>Part No.</b>	601308	<b>Ref. No.</b>	3100.1081 3100.1084
<b>description</b>	fan motor 240V 3 phase 60Hz 0.68kW 1730rpm speeds 1 L1 155mm L2 47mm L3 35mm M10R IT 2.9A power input 870W at 60Hz 1730rpm type L9DFw4D-519 no. W8 D1 ø 17mm D2 ø 13mm		
<b>For models:</b>	CD102, CD202, CM102, CM202, CPC102, CPC202		
<b>accessories for</b>	601308		
	<b>Part No.</b>	510573	<b>Ref. No.</b> 5001.0207
	shaft seal ID ø 17mm ED ø 29mm thickness 4.5mm		

1

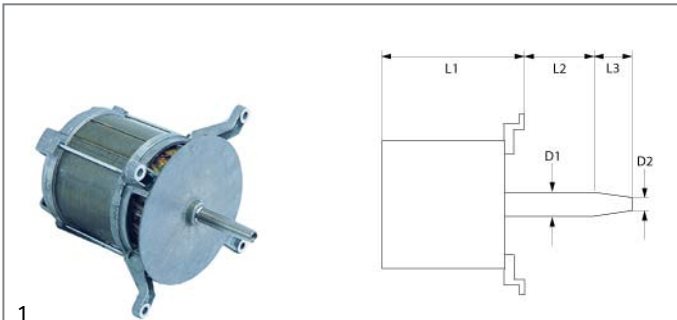
<b>Part No.</b>	602129	<b>Ref. No.</b>	3100.1049
<b>description</b>	fan motor 380-415V 3 phase 50Hz 0.08/0.45kW 700/1400rpm speeds 2 L1 147mm L2 35mm L3 35mm ø 125mm M10R IT 0.4/1.15A at 50Hz 700/1400rpm YYY type L9xw84D-393 no. V2 D1 ø 17mm D2 ø 13mm		
<b>spare parts for</b>	602129		
	<b>Part No.</b>	551350	<b>Ref. No.</b> 8720.1613
	gasket set for motor CPC, CM, CD		

1

<b>Part No.</b>	500159	<b>Ref. No.</b>	3100.1000
<b>description</b>	fan motor 380-415/380-460V 3 phase 50Hz 0.04/0.37kW 710/1350rpm speeds 2 L1 170mm L2 30mm L3 35mm M10R IT 0.3/0.85A power input 100/550W at 50Hz 380-415V at 60Hz 380-460V at 50Hz 710/1350rpm at 60Hz 850/1680rpm Y/YY type L7rw84D-208 no. WN D1 ø 17mm D2 ø 13mm		
<b>For models:</b>	CCC101, CCC201, CCC61, CCM101, CCM201, CCM61		


1

<b>Part No.</b>	601299	<b>Ref. No.</b>	3100.1068
<b>description</b>	fan motor 380-415V 3 phase 50Hz 0.12/0.9kW 700/1380rpm speeds 2 L1 205mm L2 40mm L3 35mm M10R IT 0.9/2.1A power input 240/1200W at 50Hz 700/1380rpm type L9zw84D-394 no. X4 D1 ø 17mm D2 ø 13mm		
<b>For models:</b>	CPC102, CPC202		


1

<b>Part No.</b>	500168	<b>Ref. No.</b>	3100.1022
<b>description</b>	fan motor 380-415V 3 phase 50Hz 0.12/0.9kW 700/1380rpm speeds 2 L1 205mm L2 47mm L3 35mm 0.9/2.1A power input 240/1200W at 50Hz 700/1380rpm type L9zw84D-394 no. X6 D1 ø 13mm D2 ø 13mm L4 17mm		
<b>For models:</b>	CPC102, CPC202		




1

<b>Part No.</b>	601314	<b>Ref. No.</b>	3100.1001
<b>description</b>	fan motor 380-415V 3 phase 50Hz 0.12/0.9kW 700/1380rpm speeds 2 L1 230mm L2 35mm L3 50mm 0.9/2.1A power input 240/1200W at 50Hz 700/1380rpm type L9zw84D-212 no. X2 D1 ø 25mm D2 ø 20mm		
<b>For models:</b>	CCC102, CCC202, CCM102, CCM202		




1

<b>Part No.</b>	602127	<b>Ref. No.</b>	40.00.276 40.00.276P
<b>description</b>	fan motor 400/480V 50/60Hz 0.85kW 2500rpm L1 165mm L2 37.5mm L3 36mm with engine shaft gasket type SCC Line		
<b>spare parts for</b>	602127		
	<b>Part No.</b>	551349	<b>Ref. No.</b> 87.00.562
	gasket set SCC, CM61-202 since 06/2007		



1

<b>Part No.</b>	602139	<b>Ref. No.</b>	3001.0405 3001.0419 3001.0428 3001.0436 30010403
<b>description</b>	fan motor 440-480V 3 phase 60Hz 0.37kW 1600rpm L1 185mm L2 26mm L3 50mm type L9Cw4D-157 D1 ø 25mm D2 ø 20mm		
<b>accessories for</b>	602139		
	<b>Part No.</b>	510574	<b>Ref. No.</b> 5001.0211
	shaft sealing type 20 for fan motor		



1

<b>Part No.</b>	601316	<b>Ref. No.</b>	2012.0502
<b>description</b>	fan wheel		
<b>For models:</b>	CCC101, CCC61, CCD101, CCD61, CCM101, CCM61		



1

<b>Part No.</b>	601326	<b>Ref. No.</b>	2012.0514
<b>description</b>	fan wheel		
<b>For models:</b>	CD102, CD202, CM102, CM202, CPC102, CPC202		




1

<b>Part No.</b>	601049	<b>Ref. No.</b>	2012.0602
<b>description</b>	fan wheel D1 ø 280mm H1 125mm blades 12 D2 ø 11mm D3 ø 16mm H2 37mm		
<b>For models:</b>	CC6		



1

<b>Part No.</b>	601311	<b>Ref. No.</b>	2012.0500
<b>description</b>	fan wheel D1 ø 350mm H1 125mm blades 12 D2 ø 13mm D3 ø 16.5mm H2 37mm		
<b>For models:</b>	CC101, CC201, CD101, CD20, CD201, CM101, CM201		



1

<b>Part No.</b>	601327	<b>Ref. No.</b>	22.00.192
<b>description</b>	fan wheel D1 ø 340mm H1 135mm blades 9 D2 ø 13mm D3 ø 16mm H2 38mm		
<b>For models:</b>	CM102, CM202, CM62, SCC102, SCC202, SCC62		



1

<b>Part No.</b>	601322	<b>Ref. No.</b>	2012.0507
<b>description</b>	fan wheel D1 ø 350mm H1 125mm blades 12 D2 ø 13mm D3 ø 16mm H2 37mm		
<b>For models:</b>	CD101, CD201, CD61, CM101, CM102, CM201, CM61, CPC101, CPC102, CPC201, CPC61		



1

<b>Part No.</b>	601306	<b>Ref. No.</b>	22.00.188
<b>description</b>	fan wheel D1 ø 340mm H1 95mm blades 9 D2 ø 13mm D3 ø 16mm H2 37mm		
<b>For models:</b>	CM101, CM201, CM61, SCC101, SCC201, SCC61		



1

<b>Part No.</b>	601323	<b>Ref. No.</b>	2012.0512
<b>description</b>	fan wheel D1 ø 350mm H1 135mm blades 12 D2 ø 13mm D3 ø 16mm H2 45mm		
<b>For models:</b>	CD101, CD201, CD61, CM101, CM201, CM202, CM61, CPC101, CPC201, CPC61		



1

<b>Part No.</b>	601315	<b>Ref. No.</b>	2012.0900
<b>description</b>	fan wheel D1 ø 350mm H1 125mm blades 12 D2 ø 12mm D3 ø 16mm H2 36mm		
<b>For models:</b>	CCC101, CCC201, CCC61, CCD101, CCD201, CCD61, CCM101, CCM201, CCM61		



1

<b>Part No.</b>	602137	<b>Ref. No.</b>	2012.0901
<b>description</b>	fan wheel D1 ø 450mm D2 ø 23mm D3 ø 19.5mm H1 156mm blades 12 H2 23.5mm for C-Linie 202		



1

<b>Part No.</b>	601324	<b>Ref. No.</b>	2012.0508
<b>description</b>	fan wheel D1 ø 450mm H1 155mm blades 12 D2 ø 13.5mm D3 ø 17mm H2 45mm		
<b>For models:</b>	CD102, CD202, CM102, CM202, CPC102, CPC202		



1

<b>Part No.</b>	601325	<b>Ref. No.</b>	2012.0513
<b>description</b>	fan wheel D1 ø 450mm H1 165mm blades 12 D2 ø 14mm D3 ø 17mm H2 45mm		
<b>For models:</b>	CD102, CD202, CM102, CM202, CPC102, CPC202		



1

<b>Part No.</b>	601443	<b>Ref. No.</b>	3001.0801
<b>description</b>	fan wheel for motor cooling ED ø 127mm ID ø 25mm		



1

<b>Part No.</b>	601669	<b>Ref. No.</b>	3001.0800
<b>description</b>	fan wheel for motor cooling ED ø 128mm H 20mm shaft intake ø 17mm		



1

<b>Part No.</b>	601730	<b>Ref. No.</b>	3001.0803 3001.0804
<b>description</b>	fan wheel for motor cooling ED ø 180mm H 20mm ID ø 20mm		



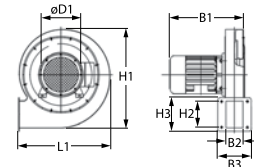
1

<b>Part No.</b>	511682	<b>Ref. No.</b>	87.00.563
<b>description</b>	shaft seal kit ID ø 17mm ED ø 29mm shaft seal flange mounting gauge with mountign material		

## radial fans



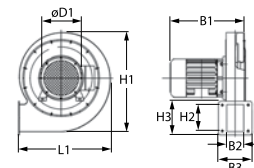
1



<b>Part No.</b>	601709	<b>Ref. No.</b>	3101.1017
<b>description</b>	radial fan 230V voltage AC 50/60Hz H1 180mm L1 175mm D1 ø 43mm W1 82mm W2 33mm H2 60mm W3 83mm H3 83mm for combi-steamer		
<b>For models:</b>	CM102, CM201, CM202, CPC102, CPC201, CPC202		



1



<b>Part No.</b>	601296	<b>Ref. No.</b>	70.00.067
<b>description</b>	radial fan 230V voltage AC 50Hz 140W H1 190mm L1 190mm D1 ø 50mm W1 133mm W2 28mm H2 55mm W3 83mm H3 83mm		
<b>For models:</b>	CM102, CM201, CM202, SCC102, SCC201, SCC202		





1

<b>Part No.</b>	500798	<b>Ref. No.</b>	3101.1016
<b>description</b>	radial fan 230V voltage AC 50Hz 25W H1 143mm L1 127mm D1 ø 27mm W1 85mm W2 23mm H2 43mm W3 76mm H3 83mm		
<b>For models:</b>	CM101, CM102, CM201, CM61, CPC101, CPC102, CPC201, CPC61		

1

<b>Part No.</b>	601115	<b>Ref. No.</b>	3101.1014
<b>description</b>	radial fan 24V voltage AC 50Hz H1 180mm L1 175mm D1 ø 43mm W1 84mm W2 33mm H2 59mm W3 82mm H3 83mm		
<b>For models:</b>	CM102, CM201, CM202, CPC102, CPC201, CPC202		

1

<b>Part No.</b>	601295	<b>Ref. No.</b>	70.00.028
<b>description</b>	radial fan 230V voltage AC 50Hz 50W H1 180mm L1 180mm D1 ø 43mm W1 105mm W2 33mm H2 59mm W3 66mm H3 83mm		
<b>For models:</b>	CM101, CM102, CM201, CM202, CM61, CM62, SCC101, SCC102, SCC201, SCC202, SCC61, SCC62		

accessories universal

1

<b>Part No.</b>	403449	<b>Ref. No.</b>	8720.1462
<b>description</b>	motor break electric suitable for RATIONAL		

1

<b>Part No.</b>	601114	<b>Ref. No.</b>	3101.1011 8720.1418
<b>description</b>	radial fan 24V voltage AC 50Hz 20W H1 141mm L1 130mm D1 ø 27mm W1 86mm W2 23mm H2 42.5mm W3 75.5mm H3 83mm gas burner		
<b>For models:</b>	CM101, CM102, CM201, CM61, CPC101, CPC102, CPC201, CPC61		

motors

gear motors

for ovens

for flues


1

<b>Part No.</b>	361565	<b>Ref. No.</b>	3101.1007
<b>description</b>	gear motor CROUZET type 82841056 24V voltage DCHz 4.2rpm shaft ø 4mm L 51mm W 66mm H 51mm		
<b>For models:</b>	CCC101, CCC102, CCC61, CCM101, CCM102, CCM61		


1

<b>Part No.</b>	500873	<b>Ref. No.</b>	22.00.318
<b>description</b>	ventilation valve CROUZET type G70C10AFTEG 12V voltage DC shaft ø 6mm L 95mm W 63mm H 136mm for combi-steamer ø 50mm		
<b>For models:</b>	SCC101, SCC102, SCC201, SCC202, SCC61, SCC62		



			
1			
<b>Part No.</b>	361564	<b>Ref. No.</b>	3101.1001
<b>description</b>	gear motor ESCAP type 22N28210E 24V shaft $\varnothing$ 5mm L 50mm W 32mm H 51mm for sliding valve		
<b>For models:</b>	CCC101, CCC201, CCC202, CCC61, CCM101, CCM201, CCM202, CCM61		

## accessories


			
1			
<b>Part No.</b>	560618	<b>Ref. No.</b>	87.00.561
<b>description</b>	seal kit SCC Line Qty 1 pcs		

## pumps

## wash and rinse pumps

HANNING

## pumps


			
1			
<b>Part No.</b>	499184	<b>Ref. No.</b>	87.00.437
<b>description</b>	pump inlet $\varnothing$ 24mm outlet $\varnothing$ 24mm type UP30-890 200-240V 50/60Hz 1 phase 0.1kW L 145mm rotation direction left capacitor 2.5 $\mu$ F HANNING with SS housing		
<b>spare parts for</b>	499184		
		<b>Part No.</b>	365009
		<b>Ref. No.</b>	—
	operating capacitor capacity 2.5 $\mu$ F 400V tolerance 5% 50Hz ambient temperature max. -25 to +85°C $\varnothing$ 36.5mm L 55mm M8 plastic connection male faston 6.3mm 1.27.65C3 protection		

## drain pumps

HANNING

			
1			
<b>Part No.</b>	500573	<b>Ref. No.</b>	44.00.207 44.00.207P
<b>description</b>	drain pump 30W 4-piece 230V inlet $\varnothing$ 24/30mm outlet $\varnothing$ 24mm 50Hz HANNING type DPS25-032 1x pump, 3x pump cover		
<b>For models:</b>	CM101, CM102, CM201, CM202, CM61, CM62, SCC101, SCC102, SCC201, SCC202, SCC61, SCC62		

			
			
1			
<b>Part No.</b>	500044	<b>Ref. No.</b>	3002.1000 3002.1000ET 3002.1000P
<b>description</b>	drain pump inlet $\varnothing$ 30mm outlet $\varnothing$ 24mm 230V 100W 50Hz HANNING type BE28B4-017		
<b>For models:</b>	CC101, CC201, CC6, CCC101, CCC102, CCC201, CCC202, CCC61, CCD101, CCD102, CCD201, CCD202, CCD61, CCM101, CCM102, CCM201, CCM202, CCM61, CD101, CD102, CD20, CD201, CD202, CD61, CM101, CM102, CM201, CM202, CM61, CM62, CPC101, CPC102, CPC201, CPC202, CPC61		
<b>spare parts for</b>	500044		
		<b>Part No.</b>	510168
		<b>Ref. No.</b>	—
	fan wheel shaft intake $\varnothing$ 5mm $\varnothing$ 62mm H 14mm		

			
1			
<b>Part No.</b>	501542	<b>Ref. No.</b>	3002.1005 3002.1005P 3002.1006
<b>description</b>	drain pump inlet $\varnothing$ 30mm outlet $\varnothing$ 24mm 230V 32W		
<b>For models:</b>	CD101, CD102, CD201, CD202, CD61, CM101, CM102, CM201, CM202, CM61, CPC101, CPC102, CPC201, CPC202, CPC61		

			
1			
<b>Part No.</b>	499215	<b>Ref. No.</b>	56.00.451 87.00.352
<b>description</b>	drain pump kit inlet $\varnothing$ 24mm outlet $\varnothing$ 24mm 200-240V 42W 50-60Hz mode of operation S2 max. 15min HANNING type DPS35		
<b>For models:</b>	SCC101, SCC102, SCC61, SCC62		





1

<b>Part No.</b>	499354	<b>Ref. No.</b>	87.00.353
<b>description</b>	drain pump kit inlet ø 24mm outlet ø 24mm 60/62W 50/60Hz 200-240V mode of operation S2 type DPS35 HANNING		

service kits

1

<b>Part No.</b>	500573	<b>Ref. No.</b>	44.00.207 44.00.207P
<b>description</b>	drain pump 30W 4-piece 230V inlet ø 24/30mm outlet ø 24mm 50Hz HANNING type DPS25-032 1x pump, 3x pump cover		
<b>For models:</b>	CM101, CM102, CM201, CM202, CM61, CM62, SCC101, SCC102, SCC201, SCC202, SCC61, SCC62		

vibration pumps

1

<b>Part No.</b>	500580	<b>Ref. No.</b>	3002.1003 8720.1526
<b>description</b>	vibration pump 230V 60W 50/60Hz inlet ø 7 outlet ø 1/8" IT CEME type E512 with accessories duty cycle 1/2 ambient temperature max. 60°C medium temp max. 35°C overheating protection 110°C CleanJet		
<b>For models:</b>	CPC101, CPC102, CPC201, CPC202, CPC61		

## condensators & interference suppression filters

### operating capacitors

metal

1

<b>Part No.</b>	365215	<b>Ref. No.</b>	3001.0458
<b>description</b>	capacitor capacity 30µF 420/470V tolerance 5% ø 40mm L 119.5mm aluminium connection cable CPC-Linie CM 61-202/G		

### filters

#### interference suppression filters

1

<b>Part No.</b>	365217	<b>Ref. No.</b>	3102.1000
<b>description</b>	interference suppression filter capacity 1.5µF 250V for combi-steamer CPC-Linie 61-202		

1

<b>Part No.</b>	365216	<b>Ref. No.</b>	40.02.424
<b>description</b>	interference suppression filter capacity 3x0.27µFX1+3x0.47µFX1µF 400V for combi-steamer SCC, CM 61-202/E		

1

<b>Part No.</b>	365108	<b>Ref. No.</b>	3001.0455
<b>description</b>	interference suppression filter type 3001.0455 250/440V 50/60Hz conductor 3 with E connection male faston 6.3mm L 52mm ø 60mm Hmm Wmm M8 aluminium Qty 1 pcs		
<b>For models:</b>	CD102, CM101, CM102, CM201, CM202, CM61, CPC101, CPC102, CPC201, CPC202, CPC61		



## RC circuits



1

<b>Part No.</b>	380179	<b>Ref. No.</b>	3035.0514
<b>description</b>	RC circuit		
<b>For models:</b>	CD101, CD20, CD201, CM101, CM201		



1

<b>Part No.</b>	380278	<b>Ref. No.</b>	3035.0517
<b>description</b>	RC circuit 72-250V voltage AC for contactors M series type AEG EB05 A60		
<b>For models:</b>	CCC101, CCC102, CCC201, CCC61, CCM101, CCM102, CCM201, CCM61, CM101, CM201		



1

<b>Part No.</b>	380272	<b>Ref. No.</b>	3028.0562
<b>description</b>	RC circuit for contactors type 910-304-585-50 130-250V 50-60Hz conductor 2 connection cable plastic Qty 1 pcs for contactors LS4_LS15K type AEG LR2K A250 type GE BS2R2R		
<b>For models:</b>	CD101, CD102, CD201, CD202, CD61, CM101, CM102, CM201, CM202, CM61, CPC101, CPC102, CPC201, CPC202, CPC61		



1

<b>Part No.</b>	380177	<b>Ref. No.</b>	3035.0508
<b>description</b>	RC circuit type 20002 110/220V 50/60/DChz conductor 2 connection cable 230mm L 29mm ømm H 15mm W 20mm adhesive tape plastic Qty 1 pcs		
<b>For models:</b>	CD101, CD20, CD201, CM101, CM102, CM201, CM202, CM61, CPC101, CPC102, CPC201, CPC202, CPC61		



1

<b>Part No.</b>	380221	<b>Ref. No.</b>	3035.0515 3035.0521
<b>description</b>	RC circuit type LS4-37 230V voltage AC type AEG LS4-37		
<b>For models:</b>	CC101, CC201, CC6, CCC101, CCC102, CCC201, CCC202, CCC61, CCD102, CCM101, CCM102, CCM201, CCM202, CCM61, CM101, CM201		

## fuses

## fine fuses



1

<b>Part No.</b>	358677	<b>Ref. No.</b>	30190112
<b>description</b>	fine fuse size ø5x20mm 4A fast-acting rated 250V Qty 10 pcs		
<b>For models:</b>	CM101, CM102, CM201, CM62, CPC102, CPC201		



1

<b>Part No.</b>	358597	<b>Ref. No.</b>	3019.0400
<b>description</b>	fine fuse size ø5x20mm 0.5A slow-acting rated 250V Qty 10 pcs		
<b>For models:</b>	CC101, CC201, CC6, CD101, CD20, CD201, CM101, CM201, CM62		



1


<b>Part No.</b>	358603	<b>Ref. No.</b>	3019.0120
<b>description</b>	fine fuse size ø5x20mm 2A slow-acting rated 250V Qty 10 pcs		
<b>For models:</b>	CC101, CC201, CC6, CM101, CM102, CM201, CM202, CM61, CPC101, CPC102, CPC201, CPC202, CPC61		





1

<b>Part No.</b>	358607	<b>Ref. No.</b>	3019.0200
<b>description</b>	fine fuse size ø5x20mm 6.3A slow-acting rated 250V Qty 10 pcs		
<b>For models:</b>	CD101, CD20, CD201, CM201		




			
1			
<b>Part No.</b>	358735	<b>Ref. No.</b>	4001.0218
<b>description</b>	fine fuse size $\phi$ 5x30mm 6.3A medium lag rated 500V Qty 10 pcs		
<b>For models:</b>	CCC101, CCC102, CCC201, CCC61, CCD101, CCD102, CCD201, CCD202, CCD61, CCM101, CCM102, CCM201, CCM61		


			
1			
<b>Part No.</b>	358792	<b>Ref. No.</b>	4001.0225
<b>description</b>	fine fuse size $\phi$ 6.3x32mm 10A slow-acting rated 250V Qty 10 pcs		
<b>For models:</b>	CD101, CD102, CD201, CD61, CM101, CM102, CM201, CM61, CPC101, CPC102, CPC201, CPC61		


			
1			
<b>Part No.</b>	358791	<b>Ref. No.</b>	4001.0224
<b>description</b>	fine fuse size $\phi$ 6.3x32mm 6.3A slow-acting rated 250V Qty 10 pcs		
<b>For models:</b>	CD101, CD102, CD201, CD202, CD61, CM101, CM102, CM201, CM202, CM61, CM62, CPC101, CPC102, CPC201, CPC202, CPC61, SCC101, SCC102, SCC201, SCC202, SCC61, SCC62		


## fine fuse holders


			
1			
<b>Part No.</b>	358382	<b>Ref. No.</b>	4001.1295
<b>description</b>	fuse holder suitable fuse $\phi$ 5x30mm 10A rated 250V connection screw connection		
<b>For models:</b>	CD101, CD102, CD201, CD202, CD61, CM101, CM102, CM201, CM202, CM61, CM62, CPC101, CPC102, CPC201, CPC202, CPC61, SCC101, SCC102, SCC201, SCC202, SCC61, SCC62		


## screw locks

<h3>D0-system (NEOZED)</h3>			
			
1			
<b>Part No.</b>	358043	<b>Ref. No.</b>	3019.0401
<b>description</b>	fuse size D01 16A rated 250/400V E14 $\phi$ 11mm L 36mm Qty 10 pcs		
<b>For models:</b>	CCC202, CCD202, CCM202, CD102, CD201, CD202, CM101, CM102, CM201, CM202, CM61, CPC101, CPC102, CPC201, CPC202, CPC61		


			
1			
<b>Part No.</b>	358044	<b>Ref. No.</b>	3019.0402
<b>description</b>	fuse size D02 25A rated 250/400V E18 $\phi$ 15mm L 36mm Qty 10 pcs		
<b>For models:</b>	CD202, CM202, CPC202		


			
1			
<b>Part No.</b>	358045	<b>Ref. No.</b>	3019.0403
<b>description</b>	fuse size D02 35A rated 250/400V E18 $\phi$ 15mm L 36mm Qty 10 pcs		
<b>For models:</b>	CD20		

			
1			
<b>Part No.</b>	358046	<b>Ref. No.</b>	3019.0404
<b>description</b>	fuse size D02 50A rated 250/400V E18 $\phi$ 15mm L 36mm Qty 10 pcs		
<b>For models:</b>	CCC202, CCD202, CCM202, CD20, CD202, CM202, CPC202		

			
1			
<b>Part No.</b>	358047	<b>Ref. No.</b>	3019.0405
<b>description</b>	fuse size D02 63A rated 250/400V E18 $\phi$ 15mm L 36mm Qty 10 pcs		
<b>For models:</b>	CD202, CM202, CPC202, SCC202		


## gauge pieces (NEOZED)


			
1			
<b>Part No.</b>	358064	<b>Ref. No.</b>	4001.1238
<b>description</b>	gauge piece size D02 suitable for 16A		
<b>For models:</b>	CCC202, CCD202, CCM202, CD202, CM202, CPC202		

			
1			
<b>Part No.</b>	358067	<b>Ref. No.</b>	4001.1240
<b>description</b>	gauge piece size D02 suitable for 35A		
<b>For models:</b>	CD20		



fuse holders


			
1			
<b>Part No.</b>	358060	<b>Ref. No.</b>	4001.1234
<b>description</b>	fuse holder suitable fuse D02 3-pole-pole 63A rated 400V		
<b>For models:</b>	CCC202, CCD202, CCM202, CD20, CD202, CM202, CPC202		


			
1			
<b>Part No.</b>	358061	<b>Ref. No.</b>	4001.1225 4001.1235
<b>description</b>	fuse holder suitable fuse D02 ø 25mm mounting ø 18mm rated 400V L 30mm		
<b>For models:</b>	CCC202, CCD202, CCM202, CD20, CD202, CM202, CPC202, SCC202		


electric accessories



cables


connection cables


			
1			
<b>Part No.</b>	401794	<b>Ref. No.</b>	8720.1584
<b>description</b>	connecting cable L 1440mm 4-pole suitable for RATIONAL		


			
1			
<b>Part No.</b>	403815	<b>Ref. No.</b>	8817.1040
<b>description</b>	connection cable 9-pole RS232/USB L 790mm		


			
1			
<b>Part No.</b>	403299	<b>Ref. No.</b>	40.00.210 40.00.231 40.01.543 40.02.385
<b>description</b>	connection cable L 100mm 3-pole connection coded plug		
<b>For models:</b>	SCC101, SCC102, SCC201, SCC202, SCC61, SCC62		


			
1			
<b>Part No.</b>	379729	<b>Ref. No.</b>	40.00.205 40.01.542 40.02.383
<b>description</b>	connection cable L 1230mm 4-pole for level electrode plug type coded		
<b>For models:</b>	CM101, CM102, CM201, CM202, CM61, CM62, SCC101, SCC102, SCC201, SCC202, SCC61, SCC62		
<b>accessories for</b>	379729		
		<b>Part No.</b>	400022
		<b>Ref. No.</b>	3002.0402

			
1			
<b>Part No.</b>	403812	<b>Ref. No.</b>	40.00.228 40.00.235
<b>description</b>	connection cable L 1500mm 8-pole for combi-steamer suitable for SCC Linie 202 connection plug-in connection		

			
1			
<b>Part No.</b>	403777	<b>Ref. No.</b>	40.00.211
<b>description</b>	connection cable L 165mm 2-pole for halogen lamp suitable for SCC-Linie 61/62/101 connection plug-in connection		

			
1			
<b>Part No.</b>	403810	<b>Ref. No.</b>	40.00.243
<b>description</b>	connection cable L 1750mm 8-pole for combi-steamer SCC Linie 202 connection plug-in connection Japan		


			
1			
<b>Part No.</b>	403811	<b>Ref. No.</b>	8720.1302 8720.1302ET
<b>description</b>	connection cable L 525mm 7-pole for combi-steamer CPC-Linie CPC/CM 61-202 connection plug-in connection plug type coded for PCB		


			
1			
<b>Part No.</b>	403300	<b>Ref. No.</b>	40.00.207
<b>description</b>	connection cable L 740mm 3-pole for differential pressure transmitter connection coded plug		
<b>For models:</b>	SCC101, SCC102, SCC202, SCC61, SCC62		




## electronic components

### miscellaneous

 <p>1</p>			
<b>Part No.</b>	403814	<b>Ref. No.</b>	87.01.084 87.01.085 87.01.275
<b>description</b>	memory stick USB for Software Update suitable for combi-steamer SCC_WE, CM_P		

 <p>1</p>			
<b>Part No.</b>	403536	<b>Ref. No.</b>	87.00.037
<b>description</b>	memory stick with USB interface		

 <p>1</p>			
<b>Part No.</b>	403449	<b>Ref. No.</b>	8720.1462
<b>description</b>	motor break electric suitable for RATIONAL		

## gas valves and ignition boxes

### gas control valves

#### DUNGS

 <p>1</p>			
<b>Part No.</b>	106050	<b>Ref. No.</b>	70.00.220
<b>description</b>	gas valve 230V 50/60Hz gas inlet 1/2" gas outlet 1/2" DUNGS type GB 055 243 443		
<b>For models:</b>	CM101, CM102, CM201, CM202, CM61, CM62, SCC101, SCC102, SCC201, SCC202, SCC61, SCC62		

 <p>1</p>			
<b>Part No.</b>	106051	<b>Ref. No.</b>	70.00.031
<b>description</b>	gas valve 230V 50/60Hz gas inlet 1/2" gas outlet 1/2" DUNGS type GB-WND 055 243 442		
<b>For models:</b>	CM101, CM102, CM201, CM202, CM61, CM62, SCC101, SCC102, SCC201, SCC202, SCC61, SCC62		

 <p>1</p>			
<b>Part No.</b>	107554	<b>Ref. No.</b>	70.00.029
<b>description</b>	gas valve 230V 50/60Hz gas inlet 1/2" gas outlet 1/2" total length 105mm DUNGS type GB-WND 055 D01 S02 243442		
<b>For models:</b>	CM101, CM102, CM201, CM202, CM61, CM62, SCC101, SCC102, SCC201, SCC202, SCC61, SCC62		

 <p>1</p>			
<b>Part No.</b>	107555	<b>Ref. No.</b>	70.00.033
<b>description</b>	gas valve 230V 50/60Hz gas inlet 1/2" IT gas outlet 1/2" IT total length 105mm DUNGS type GB-ND 055 D01 S02 243443		
<b>For models:</b>	CM101, CM61, CM62, SCC101, SCC61, SCC62		





HONEYWELL



1

<b>Part No.</b>	101186	<b>Ref. No.</b>	3039.0241
<b>description</b>	gas valve type VK4105C 220-240V 50/60Hz gas inlet flange 32x32mm gas outlet flange 32x32mm thermocouple connection pilot connection pressure range 15-60mbar max 60mbar operator type pressure controller type V5360E 1226 1 HONEYWELL flange 32x32mm		
<b>For models:</b>	CM101, CM102, CM201, CM202, CM61, CPC101, CPC102, CPC201, CPC202, CPC61		
<b>accessories for</b>	101186		
	<b>Part No.</b>	102845	<b>Ref. No.</b> —
	gas connection angled 1/2" flange 32x32mm hole distance 24x24mm Tandem		
	<b>Part No.</b>	102846	<b>Ref. No.</b> —
	gas connection straight 1/2" flange 32x32mm hole distance 24x24mm suitable for Tandem		



1

<b>Part No.</b>	106054	<b>Ref. No.</b>	3039.0245 3039.0245P
<b>description</b>	gas valve type VK4115V 220-240V 50/60Hz gas inlet flange 32x32mm gas outlet flange 32x32mm thermocouple connection pilot connection pressure range 15-60mbar operator type HONEYWELL flange 32x32mm		
<b>For models:</b>	CM101, CM102, CM201, CM202, CM61, CPC101, CPC102, CPC201, CPC202, CPC61		
<b>accessories for</b>	106054		
	<b>Part No.</b>	102845	<b>Ref. No.</b> —
	gas connection angled 1/2" flange 32x32mm hole distance 24x24mm Tandem		
	<b>Part No.</b>	102846	<b>Ref. No.</b> —
	gas connection straight 1/2" flange 32x32mm hole distance 24x24mm suitable for Tandem		

SIT

NOVASIT



1

<b>Part No.</b>	106055	<b>Ref. No.</b>	3039.0221
<b>description</b>	gas valve SIT series Novasit 827 230V 50Hz gas inlet 1/2" gas outlet 1/2" thermocouple connection pilot connection closed ignition pressure 3-5mbar pressure range 3-37mbar pressure regulator connection standard equiv. no. 0.827.111 power supply for modulator 28VDC		
<b>For models:</b>	CM201		
<b>spare parts for</b>	106055		
	<b>Part No.</b>	101313	<b>Ref. No.</b> —
	solenoid coil 230V 50Hz		
<b>accessories for</b>	106055		
	<b>Part No.</b>	100006	<b>Ref. No.</b> —
	piezoelectric igniter suitable for ELETROSIT body plastic blowing connection ø2.4mm ø 14mm		
	<b>Part No.</b>	101305	<b>Ref. No.</b> —
	gas connection straight 1/2" flange 45x45mm ELETROSIT/V4400/4600/4605 suitable for SIT/HONEYWELL hole distance 36x36mm		
	<b>Part No.</b>	101306	<b>Ref. No.</b> —
	gas connection angled flange 45x45mm hole distance 36x36mm 1/2" ELETROSIT/V4400/4600/4605 screw with O-ring suitable for SIT/HONEYWELL		
	<b>Part No.</b>	101307	<b>Ref. No.</b> —
	gas connection straight flange 45x45mm hole distance 36x36mm 3/4" ELETROSIT/V4400/4600/4605 screw with O-ring suitable for SIT/HONEYWELL		
	<b>Part No.</b>	101308	<b>Ref. No.</b> —
	gas connection angled flange 45x45mm hole distance 36x36mm 3/4" ELETROSIT/V4400/4600/4605 screw with O-ring suitable for SIT/HONEYWELL		
	<b>Part No.</b>	101312	<b>Ref. No.</b> —
	microswitch		
	<b>Part No.</b>	101314	<b>Ref. No.</b> —
	solenoid coil 24V 50Hz		
	<b>Part No.</b>	101317	<b>Ref. No.</b> 3039.0205
	plug with cable L 1000mm suitable for NOVASIT		
	<b>Part No.</b>	101318	<b>Ref. No.</b> —
	cover cap for solenoid coil suitable for NOVASIT		





1			
<b>Part No.</b>	101163	<b>Ref. No.</b>	3039.0204 3039.0211 3039.0220 8720.1419
<b>description</b>	gas valve SIT series Novasit 827 230V 50Hz gas inlet 1/2" gas outlet 1/2" thermocouple connection pilot connection M10x1 ignition pressure 3-5mbar pressure range 2-20mbar pressure regulator connection standard equiv. no. 0.827.110 power supply for modulator 28VDC		
<b>For models:</b>	CM101, CM201, CM62		
<b>spare parts for</b>	101163		
	<b>Part No.</b>	101313	<b>Ref. No.</b> —
	solenoid coil 230V 50Hz		
<b>accessories for</b>	101163		
	<b>Part No.</b>	100006	<b>Ref. No.</b> —
	piezoelectric igniter suitable for ELETROSIT body plastic blowing connection ø2.4mm ø 14mm		
	<b>Part No.</b>	101305	<b>Ref. No.</b> —
	gas connection straight 1/2" flange 45x45mm ELETROSIT/V4400/4600/4605 suitable for SIT/HONEYWELL hole distance 36x36mm		
	<b>Part No.</b>	101306	<b>Ref. No.</b> —
	gas connection angled flange 45x45mm hole distance 36x36mm 1/2" ELETROSIT/V4400/4600/4605 screw with O-ring suitable for SIT/HONEYWELL		
	<b>Part No.</b>	101307	<b>Ref. No.</b> —
	gas connection straight flange 45x45mm hole distance 36x36mm 3/4" ELETROSIT/V4400/4600/4605 screw with O-ring suitable for SIT/HONEYWELL		
	<b>Part No.</b>	101308	<b>Ref. No.</b> —
	gas connection angled flange 45x45mm hole distance 36x36mm 3/4" ELETROSIT/V4400/4600/4605 screw with O-ring suitable for SIT/HONEYWELL		
	<b>Part No.</b>	101312	<b>Ref. No.</b> —
	microswitch		
	<b>Part No.</b>	101314	<b>Ref. No.</b> —
	solenoid coil 24V 50Hz		
	<b>Part No.</b>	101317	<b>Ref. No.</b> 3039.0205
	plug with cable L 1000mm suitable for NOVASIT		
	<b>Part No.</b>	101318	<b>Ref. No.</b> —
	cover cap for solenoid coil suitable for NOVASIT		

## ignition boxes

### HONEYWELL



1

<b>Part No.</b>	101166	<b>Ref. No.</b>	3039.0103
<b>description</b>	ignition box HONEYWELL type S4560B 1006 electrodes 1 waiting time 0s safety time 10s 220-240V 10VA 50Hz		
<b>For models:</b>	CM101, CM201, CM62		



1

<b>Part No.</b>	102381	<b>Ref. No.</b>	3039.0107 3039.0107P
<b>description</b>	ignition box HONEYWELL type S4565BD 1064 electrodes 3 waiting times safety time 5s 220-240V 4VA 50/60Hz		
<b>For models:</b>	CM101, CM102, CM201, CM202, CM61, CPC101, CPC102, CPC201, CPC202, CPC61		



1


<b>Part No.</b>	101184	<b>Ref. No.</b>	3039.0105
<b>description</b>	ignition box HONEYWELL type S4565C 1033 equiv. no. S4565C 1033 electrodes 2 waiting times safety time 5s 220-240V 4VA 50/60Hz		
<b>For models:</b>	CM101, CM102, CM201, CM202, CM61, CPC101, CPC102, CPC201, CPC202, CPC61		

### miscellaneous




1

<b>Part No.</b>	107679	<b>Ref. No.</b>	74.00.883
<b>description</b>	ignition box type		
<b>spare parts for</b>	107679		
	<b>Part No.</b>	579004	<b>Ref. No.</b> 40.04.377
	data cable L 1800mm 6-pole for combi-steamer SCC, CM plug type RJ45/YY		


1

<b>Part No.</b>	107191 <sup>1</sup>	<b>Ref. No.</b>	87.00.577
<b>description</b>	ignition box type with connection cable		
<b>accessories for</b>	107191		
	<b>Part No.</b>	579004	<b>Ref. No.</b> 40.04.377
	data cable L 1800mm 6-pole for combi-steamer SCC, CM plug type RJ45/YY		

<sup>1</sup>with connection cable


## ignition parts

### electrodes



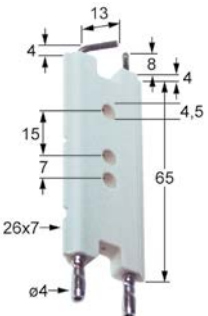
1

<b>Part No.</b>	106829	<b>Ref. No.</b>	74.00.290
<b>description</b>	gasket for ignition electrode ID ø 10mm hole ø 4.5mm L 27mm W 17mm		
<b>For models:</b>	CM101, CM102, CM201, CM202, CM61, CM62, SCC101, SCC102, SCC201, SCC202, SCC61, SCC62		




1

<b>Part No.</b>	550897	<b>Ref. No.</b>	44.00.250
<b>description</b>	gasket ignition electrode graphite thickness 2.5mm hole distance 27mm		
<b>For models:</b>	CM101, CM102, CM201, CM202, CM61, CM62, SCC101, SCC102, SCC201, SCC202, SCC61, SCC62		




1

<b>Part No.</b>	102881	<b>Ref. No.</b>	2068.0153
<b>description</b>	ignition electrode D1 ø 26x7mm L1 4mm L2 8mm L4 13/8mm BL1 65mm connection ø4 fixing dimensions ø4.5mm mounting distance 15/7mm		
<b>For models:</b>	CM101, CM201		




1

<b>Part No.</b>	103301	<b>Ref. No.</b>	2068.0152
<b>description</b>	ignition electrode D1 ø 7mm L1 5mm L2 12mm BL1 63mm to clip connection ø 4mm		
<b>For models:</b>	CM101, CM201, CM62		



1

<b>Part No.</b>	103303	<b>Ref. No.</b>	74.00.034P
<b>description</b>	ignition electrode flange length 26mm flange width 16mm D1 ø 9mm D2 ø 3.5mm L1 88mm BL1 82mm cable length 340mm		

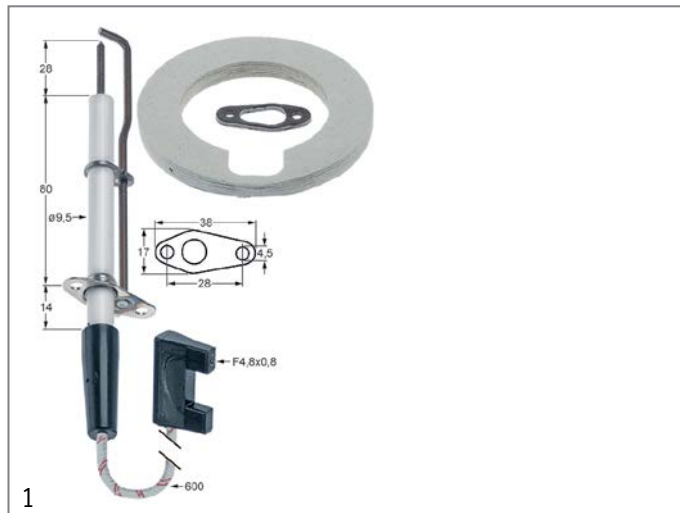


1

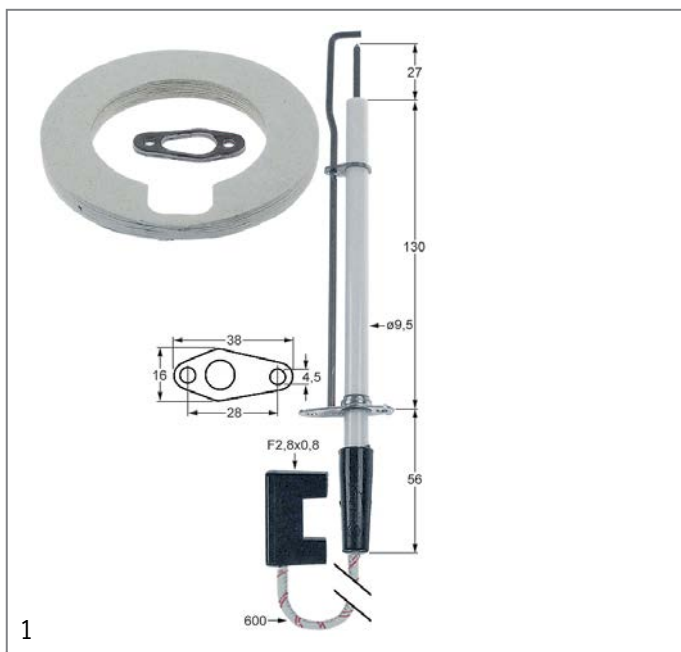
<b>Part No.</b>	103302	<b>Ref. No.</b>	74.00.230 74.00.230P
<b>description</b>	ignition electrode flange length 26mm flange width 16mm D1 ø 9mm L1 9mm L2 73mm BL1 82mm BL2 14mm connection F 4.8x0.8mm cable length 400mm mounting distance 19mm with flange		
<b>For models:</b>	CM101, CM102, CM201, CM202, CM61, CM62, SCC101, SCC102, SCC201, SCC202, SCC61, SCC62		



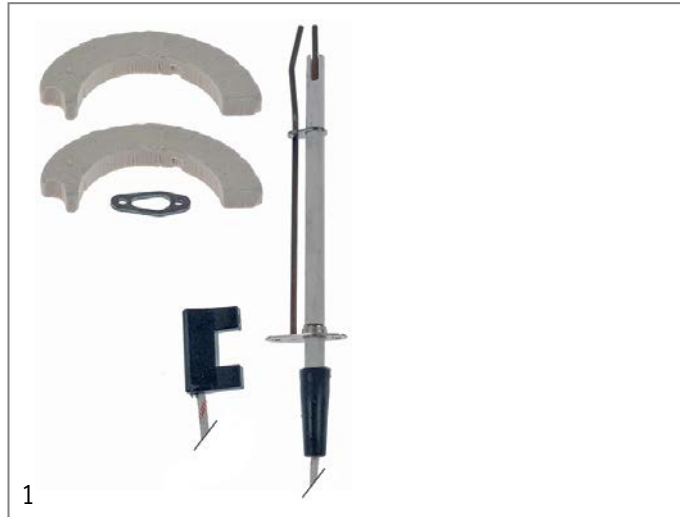
<b>Part No.</b>	103326	<b>Ref. No.</b>	74.00.873
<b>description</b>	ignition electrode flange length 30mm flange width 17.5mm D1 ø 9mm L1 60mm L2 18mm BL1 27mm BL2 29mm fixing dimensions M4mm flange SCC_WE, CM_P 61-101/201G		



<b>Part No.</b>	102883	<b>Ref. No.</b>	44.00.251P 87.00.663
<b>description</b>	ignition electrode flange length 38mm flange width 17mm D1 ø 9.5mm L1 28mm BL1 80mm BL2 14mm connection F 4.8x0.8mm cable length 600mm fixing dimensions ø4.5mm mounting distance 28mm with flange with earthing contact		
<b>For models:</b>	CM61, CM62, SCC61, SCC62		



<b>Part No.</b>	102884	<b>Ref. No.</b>	44.00.249 44.00.249P 87.00.662
<b>description</b>	ignition electrode flange length 38mm flange width 16mm D1 ø 9.5mm L1 27mm BL1 130mm BL2 56mm connection F 2.8x0.8mm cable length 600mm fixing dimensions ø4.5mm mounting distance 28mm with flange with earthing contact		
<b>For models:</b>	CM101, CM102, CM201, CM202, SCC101, SCC102, SCC201, SCC202		



<b>Part No.</b>	103304	<b>Ref. No.</b>	44.01.237 44.01.237P 87.01.346
<b>description</b>	ignition electrode with accessories flange length 38mm flange width 16mm D1 ø 9mm BL1 54mm BL2 144mm cable length 575mm		

gas burners  
bar burners





<b>Part No.</b>	109184	<b>Ref. No.</b>	72.00.048
<b>description</b>	insulation for burner ø 97.5mm ID ø 62.5mm thickness 9.5mm		
<b>For models:</b>	CM101, CM102, CM201, CM202, CM61, CM62, SCC101, SCC102, SCC201, SCC202, SCC61, SCC62		

gas components




surface burners

			
1			
<b>Part No.</b>	105951	<b>Ref. No.</b>	2068.0229 2072.1001
<b>description</b>	surface burner number of rows 14 nozzle $\varnothing$ 0.62mm		
<b>For models:</b>	CM201		

			
1			
<b>Part No.</b>	105949	<b>Ref. No.</b>	2068.0227 2072.1002
<b>description</b>	surface burner number of rows 18 nozzle $\varnothing$ 0.62mm		
<b>For models:</b>	CM201		


accessories


gaskets

			
1			
<b>Part No.</b>	104283	<b>Ref. No.</b>	5110.1318
<b>description</b>	gasket L 100mm W 100mm hole $\varnothing$ 64mm		
<b>For models:</b>	CM101, CM102, CM201, CM202, CM61, CPC101, CPC102, CPC201, CPC202, CPC61		

auxiliary gas parts

pressure switches

			
1			
<b>Part No.</b>	541108	<b>Ref. No.</b>	3017.1004
<b>description</b>	pressure control		
<b>For models:</b>	CM101, CM102, CM201, CM202, CM61, CPC101, CPC102, CPC201, CPC202, CPC61		

			
1			
<b>Part No.</b>	541111	<b>Ref. No.</b>	3017.1003 3017.1006 3017.1010
<b>description</b>	pressure control pressure range adjustable 0.2- 3mbar pressure connection horizontal gas technology connection 6mm suitable for RATIONAL		
<b>For models:</b>	CM101, CM102, CM201, CM202, CM61, CPC101, CPC102, CPC201, CPC202, CPC61		

equipment-specific units

for convection ovens/combi-steamers

drain units

drip rails


			
1			
<b>Part No.</b>	696533	<b>Ref. No.</b>	2530.070008 8100.0116
<b>description</b>	drip rail for combi-steamer L 600mm SS W 34mm hole $\varnothing$ 8mm		
<b>For models:</b>	CC101, CC6, CD101, CM101		

			
1			
<b>Part No.</b>	699339	<b>Ref. No.</b>	24.01.800
<b>description</b>	drip rail for door inside L 495mm W 19.5mm for combi-steamer SCC, CM 61/101		




1


<b>Part No.</b>	694434	<b>Ref. No.</b>	8455.1315 8455.1465 8455.1474 8455.1481
<b>description</b>	drip rail with bezel L 465mm plastic for combi-steamer hose ø 15mm		
<b>For models:</b>	CD101, CD61, CM101, CM61, CPC101, CPC61		



1

<b>Part No.</b>	701575	<b>Ref. No.</b>	20.00.998
<b>description</b>	filter ø 98mm H 26mm for combi-steamer model SCC Linie 61/101 spout ø 70mm		


steam generators



1


<b>Part No.</b>	697779	<b>Ref. No.</b>	8350.7100
<b>description</b>	steam generator suitable for RATIONAL		
<b>For models:</b>	CM201, CPC201		

housing and bezels




1

<b>Part No.</b>	699801	<b>Ref. No.</b>	56.00.380 87.01.288
<b>description</b>	cover for drain assembly L 325mm W 162mm H 92mm		
<b>For models:</b>	SCC101, SCC102, SCC61, SCC62		




1

<b>Part No.</b>	698397	<b>Ref. No.</b>	44.00.185 44.01.094 87.00.414
<b>description</b>	steam generator suitable for RATIONAL		
<b>For models:</b>	CM102, SCC102		



1

<b>Part No.</b>	699802	<b>Ref. No.</b>	50.00.279 50.00.751
<b>description</b>	cover for spray gun D1 ø 90/145mm L 145mm H 68mm		
<b>For models:</b>	CM101, CM102, CM61, CM62, SCC101, SCC102, SCC61, SCC62		



1

<b>Part No.</b>	699810	<b>Ref. No.</b>	54.00.781
<b>description</b>	lid with nozzle extinction L 170mm W 125mm		
<b>For models:</b>	SCC102, SCC62		


glass panels



1

<b>Part No.</b>	694937	<b>Ref. No.</b>	8474.1336
<b>description</b>	glass panel for door inside combi-steamer CPC-Linie 61 L 573mm W 495mm thickness 7mm		

filters



1

<b>Part No.</b>	701580	<b>Ref. No.</b>	2005.0307
<b>description</b>	filter ø 71mm H 18mm IT M6 for combi-steamer model CPC-Linie CPC 61/101/201		



<b>Part No.</b>	694938	<b>Ref. No.</b>	24.00.200
<b>description</b>	glass panel for door inside combi-steamer SCC/CM102 L 763mm W 680mm thickness 7mm		

## air filters



<b>Part No.</b>	692694	<b>Ref. No.</b>	16.00.292 16.00.673 16.01.662
<b>description</b>	filter L 220mm W 50mm ømm H 150mm SCC Line		
<b>For models:</b>	CM101, CM102, CM201, CM202, CM61, CM62, SCC101, SCC102, SCC201, SCC202, SCC61, SCC62		



<b>Part No.</b>	692695	<b>Ref. No.</b>	2039.0337 5214.1300 8455.1377
<b>description</b>	filter insert L 213mm W 60mm ømm H 90mm		
<b>For models:</b>	CD101, CD102, CD201, CD202, CD61, CM101, CM102, CM201, CM202, CM61, CPC101, CPC102, CPC201, CPC202, CPC61		

## cleaning system

## coupling bushings



<b>Part No.</b>	694486	<b>Ref. No.</b>	2062.0348
<b>description</b>	coupling bush for cleaning system		
<b>For models:</b>	CPC201, CPC202		



<b>Part No.</b>	694487	<b>Ref. No.</b>	2062.0347
<b>description</b>	coupling bush for cleaning system		
<b>For models:</b>	CPC201, CPC202		



<b>Part No.</b>	694488	<b>Ref. No.</b>	2062.0350
<b>description</b>	coupling bush for cleaning system		
<b>For models:</b>	CPC201, CPC202		



<b>Part No.</b>	694489	<b>Ref. No.</b>	2062.0349
<b>description</b>	coupling bush for cleaning system		
<b>For models:</b>	CPC201, CPC202		

## cleaning arms



<b>Part No.</b>	541433	<b>Ref. No.</b>	8655.2101
<b>description</b>	cleaning arm CleanJet suitable for RATIONAL _101- _202		
<b>For models:</b>	CPC101, CPC102, CPC201, CPC202		



<b>Part No.</b>	541432	<b>Ref. No.</b>	8655.2100
<b>description</b>	cleaning arm CleanJet suitable for RATIONAL _61		
<b>For models:</b>	CPC61		

## hoses



<b>Part No.</b>	694491	<b>Ref. No.</b>	50.00.172
<b>description</b>	supply tube for hose reel		
<b>For models:</b>	CM101, CM61, SCC101, SCC61		





## pipes



<b>Part No.</b>	520965	<b>Ref. No.</b>	22.00.916
<b>description</b>	air ducting L 183mm ø 52.5mm for combi-steamer SCC_WE, CM_P, 201/202		

## non-return valves



<b>Part No.</b>	531297	<b>Ref. No.</b>	50.00.078
<b>description</b>	non-return valve ø 16.4mm L 18mm		
<b>For models:</b>	CM101, CM102, CM201, CM202, CM61, CM62, SCC101, SCC102, SCC201, SCC202, SCC61, SCC62		

## hoses



<b>Part No.</b>	530794	<b>Ref. No.</b>	2112.1304
<b>description</b>	formed hose ED ø 29mm ID ø 23mm L 485mm for combi-steamer CPC-Linie 102/201E		



<b>Part No.</b>	530791	<b>Ref. No.</b>	44.00.242
<b>description</b>	formed hose ED ø 29mm ID ø 23mm L 730mm for combi-steamer SCC Linie 202		



<b>Part No.</b>	530793	<b>Ref. No.</b>	44.00.231 44.00.238
<b>description</b>	formed hose ID ø 22mm ED ø 28mm L 640mm for combi-steamer SCC, CM201/202 since 04/2004		



<b>Part No.</b>	530792	<b>Ref. No.</b>	2112.1305
<b>description</b>	formed hose ID ø 22mm ED ø 29mm L 640mm for combi-steamer CPC 202		



<b>Part No.</b>	694490	<b>Ref. No.</b>	2112.1310
<b>description</b>	formed hose ID ø 22mm ED ø 30mm L 80mm steam generator		
<b>For models:</b>	CD101, CD102, CD201, CD202, CD61, CM101, CM102, CM201, CM202, CM61, CM62, CPC101, CPC102, CPC201, CPC202, CPC61, SCC101, SCC102, SCC201, SCC202, SCC61, SCC62		



<b>Part No.</b>	698610	<b>Ref. No.</b>	54.00.086
<b>description</b>	formed hose ID ø 48mm ED ø 54mm L 100mm for combi-steamer		
<b>For models:</b>	CM101, CM61, SCC101, SCC61		



<b>Part No.</b>	694362	<b>Ref. No.</b>	2022.0201
<b>description</b>	hose for combi-steamer		
<b>For models:</b>	CC101, CC201, CC6, CD101, CD201, CM101, CM201		



<b>Part No.</b>	694321	<b>Ref. No.</b>	2112.1307
<b>description</b>	hose ID ø 70mm ext. ø 80 L 80mm for combi-steamer		
<b>For models:</b>	CD102, CD201, CD202, CM102, CM201, CM202, CPC102, CPC201, CPC202, SCC201, SCC202		



<b>Part No.</b>	698611	<b>Ref. No.</b>	8354.1320
<b>description</b>	pump hose for combi-steamer		
<b>For models:</b>	CM101, CM102, CM201, CM202, CM61, CM62, SCC101, SCC102, SCC201, SCC202, SCC61, SCC62		




<b>Part No.</b>	530875	<b>Ref. No.</b>	44.00.362
<b>description</b>	steam hose ext. ø 78 ID ø 70mm L 54mm silicone red/black		

### service kits



<b>Part No.</b>	530874	<b>Ref. No.</b>	8720.1469 8720.1521
<b>description</b>	conversion kit - for combi-steamer CPC-Linie 61-102E RATIONAL		
<b>spare parts for</b>	530874		

	<b>Part No.</b>	692215	<b>Ref. No.</b>	2039.0360 2039.0362 2039.0376 8720.1525
conversion kit for tank inlet fitting				



<b>Part No.</b>	512496	<b>Ref. No.</b>	87.00.417
<b>description</b>	repair kit shaft sealing gaskets and grease for combi-steamer SCC, CM61-202 since 06/2007		



<b>Part No.</b>	699811	<b>Ref. No.</b>	87.00.065
<b>description</b>	service kit for bulb socket RATIONAL		



<b>Part No.</b>	530882	<b>Ref. No.</b>	87.01.174
<b>description</b>	thread bolt retrofit kit RATIONAL for combi-steamer SCC_WE, CM_P 61-102 M6 A2-70		

### drip water trays



<b>Part No.</b>	699800	<b>Ref. No.</b>	50.00.300
<b>description</b>	drip tray plastic L 745mm W 47mm H 20mm		
<b>For models:</b>	CM102, CM62, SCC102, SCC62		



door mechanics

miscellaneous



1

<b>Part No.</b>	694934	<b>Ref. No.</b>	2940.1306
<b>description</b>	cover for door latch suitable for combi-steamer CPC-Line 201/202 aluminium L 96.5mm W 65.5mm		

locking mechanism



1

<b>Part No.</b>	530873	<b>Ref. No.</b>	24.01.350
<b>description</b>	catch for combi-steamer SCC-Line 201/202 L 88.5mm W 64mm H 70mm ID ø 18mm		

accessories



1

<b>Part No.</b>	698608	<b>Ref. No.</b>	24.00.171
<b>description</b>	buffer silicone for door		
<b>For models:</b>	CM101, CM102, CM61, CM62, SCC101, SCC102, SCC201, SCC61, SCC62		



1

<b>Part No.</b>	694656	<b>Ref. No.</b>	2039.0402
<b>description</b>	door bumper silicone ø 13mm L 19mm		
<b>For models:</b>	CD101, CD102, CD201, CD202, CD61, CM101, CM102, CM201, CM202, CM61, CPC101, CPC102, CPC201, CPC202, CPC61		

vibration pumps



1

<b>Part No.</b>	500580	<b>Ref. No.</b>	3002.1003 8720.1526
<b>description</b>	vibration pump 230V 60W 50/60Hz inlet ø 7 outlet ø 1/8" IT CEME type E512 with accessories duty cycle 1/2 ambient temperature max. 60°C medium temp max. 35°C overheating protection 110°C CleanJet		
<b>For models:</b>	CPC101, CPC102, CPC201, CPC202, CPC61		

miscellaneous




1

<b>Part No.</b>	520964	<b>Ref. No.</b>	2062.0333
<b>description</b>	adapter for non-return valve combi-steamer CPC, CM, CD, SCC thread 3/4" ET - 3/4" IT L 41.5mm bore ø 13mm D1 ø 31mm thickness 3mm		



1

<b>Part No.</b>	694433	<b>Ref. No.</b>	2069.0108
<b>description</b>	air valve for combi-steamer bore ø 2mm L 18mm plastic ø 20mm		
<b>For models:</b>	CD101, CD102, CD201, CD202, CD61, CM101, CM102, CM201, CM202, CM61, CM62, CPC101, CPC102, CPC201, CPC202, CPC61, SCC101, SCC102, SCC201, SCC202, SCC61, SCC62		

<b>accessories for</b>	694433		
	<b>Part No.</b>	694402	<b>Ref. No.</b>
			2062.0332 8354.1304
	valve body for air valve hose ø 10mm		



1

<b>Part No.</b>	694945	<b>Ref. No.</b>	2118.1201
<b>description</b>	boot combi-steamer CPC C-Line 61/101 ID ø 75mm W 131mm H 61mm rubber		



1

<b>Part No.</b>	693522	<b>Ref. No.</b>	22.00.480
<b>description</b>	bracket for core temperature probe		



1

<b>Part No.</b>	693524	<b>Ref. No.</b>	22.00.453
<b>description</b>	bracket for core temperature probe L 80mm ø 16mm		



1

<b>Part No.</b>	693533	<b>Ref. No.</b>	2920.1300
<b>description</b>	bracket for level electrode		
<b>For models:</b>	CD101, CD102, CD201, CD202, CD61, CM101, CM102, CM201, CM202, CM61, CM62, CPC101, CPC102, CPC201, CPC202, CPC61, SCC101, SCC102, SCC201, SCC202, SCC61, SCC62		



1

<b>Part No.</b>	693526	<b>Ref. No.</b>	2060.1210
<b>description</b>	bush for spray gun		
<b>For models:</b>	CD101, CD102, CD61, CM101, CM102, CM61, CPC101, CPC102, CPC61		



1

<b>Part No.</b>	693595	<b>Ref. No.</b>	50.00.135 50.00.752
<b>description</b>	bush for spray gun		
<b>For models:</b>	CM201, CM202, SCC201, SCC202		




1

<b>Part No.</b>	692101	<b>Ref. No.</b>	16.00.281 2039.0331
<b>description</b>	cap D1 ø 19mm D2 ø 10mm		
<b>For models:</b>	CD101, CD102, CD201, CD202, CD61, CM101, CM102, CM201, CM202, CM61, CM62, CPC101, CPC102, CPC201, CPC202, CPC61, SCC101, SCC102, SCC201, SCC202, SCC61, SCC62		



1

<b>Part No.</b>	699809	<b>Ref. No.</b>	50.00.156
<b>description</b>	clamp for spray gun L 24mm		
<b>For models:</b>	CM101, CM102, CM201, CM202, CM61, CM62, SCC101, SCC102, SCC201, SCC202, SCC61, SCC62		



1

<b>Part No.</b>	692295	<b>Ref. No.</b>	2001.0124
<b>description</b>	compression spring ø 48mm L 71mm wire gauge ø 2.2mm		
<b>For models:</b>	CM101, CM102, CM201, CM202, CPC101, CPC202, SCC101, SCC102, SCC201, SCC202		




1

<b>Part No.</b>	510558	<b>Ref. No.</b>	2022.0110
<b>description</b>	connection for pump		
<b>For models:</b>	CC101, CC201, CC6, CD101, CD20, CD201, CM101, CM201		




1

<b>Part No.</b>	510559	<b>Ref. No.</b>	2118.1000 5001.0208
<b>description</b>	connection for pump		
<b>For models:</b>	CCC101, CCC102, CCC201, CCC202, CCC61, CCD101, CCD102, CCD201, CCD202, CCD61, CCM101, CCM102, CCM201, CCM202, CCM61, CD101, CD102, CD201, CD202, CD61, CM101, CM102, CM201, CM202, CM61, CM62, CPC101, CPC102, CPC201, CPC202, CPC61, SCC101, SCC102, SCC201, SCC202, SCC61, SCC62		



2

<b>Part No.</b>	694786	<b>Ref. No.</b>	22.00.213 22.00.214 87.00.325 87.00.469 87.00.630
<b>description</b>	conversion kit for ventilation for combi-steamer		
<b>For models:</b>	CM101, CM102, CM201, CM202, SCC101, SCC102, SCC201, SCC202		



1

<b>Part No.</b>	702000	<b>Ref. No.</b>	10.00.357
<b>description</b>	cover cap for tray rack trolley D1 ø 20mm H 13.5mm D2 ø 26mm plastic Qty 5 pcs SCC-Linie 201/202		



1

<b>Part No.</b>	694939	<b>Ref. No.</b>	22.00.353
<b>description</b>	cover cap for ventilation for combi-steamer SCC Linie 61-202 D1 ø 90mm thread M6 thickness 1mm		




1

<b>Part No.</b>	694652	<b>Ref. No.</b>	2070.0050
<b>description</b>	drain pipe angled D1 ø 54mm D2 ø 40mm L 95mm plastic H 95mm		
<b>For models:</b>	CD101, CD102, CD201, CD202, CD61, CM101, CM102, CM201, CM202, CM61, CPC101, CPC102, CPC201, CPC202, CPC61		



1

<b>Part No.</b>	694650	<b>Ref. No.</b>	50.01.191
<b>description</b>	drain pipe for combi-steamer L 555mm plastic		
<b>For models:</b>	SCC101, SCC61		



1

<b>Part No.</b>	694391	<b>Ref. No.</b>	50.00.299 50.00.556 50.01.613
<b>description</b>	drain pipe with sleeve for drip pan L 560mm PE		
<b>For models:</b>	CM101, CM61, SCC101, SCC61		



1

<b>Part No.</b>	524459	<b>Ref. No.</b>	50.00.286	
<b>description</b>	drip rail L 540mm plastic W 63mm			
<b>For models:</b>	CM101, CM61, SCC101, SCC61			
<b>accessories for</b>	524459			
	<b>Part No.</b>	697931	<b>Ref. No.</b>	50.00.296 50.00.296P
	mounting clip plastic W 20mm Qty 5 pcs			





1

<b>Part No.</b>	524454	<b>Ref. No.</b>	8474.1377 8474.1380
<b>description</b>	drip rail push-in for door L 549mm metal W 24mm H 25mm		
<b>For models:</b>	CD101, CD61, CM101, CM61, CPC101, CPC61		




1

<b>Part No.</b>	694651	<b>Ref. No.</b>	2005.0301 2005.0308
<b>description</b>	filter for combi-steamer ø 97mm hole ø 6mm H 17.5mm		
<b>For models:</b>	CCC102, CCC202, CCD202, CCM102, CCM202, CD102, CD202, CM101, CM102, CM201, CM202, CM61, CM62, CPC102, CPC202, SCC101, SCC102, SCC201, SCC202, SCC61, SCC62		



1

<b>Part No.</b>	520917	<b>Ref. No.</b>	74.00.296
<b>description</b>	gasket for heat exchanger D1 ø 104mm D2 ø 132mm		
<b>For models:</b>	CM101, CM102, CM201, CM202, CM61, CM62, SCC101, SCC102, SCC201, SCC202, SCC61, SCC62		



1

<b>Part No.</b>	694320	<b>Ref. No.</b>	5012.0566
<b>description</b>	gasket for lid ø 145mm		
<b>For models:</b>	CD101, CD102, CD61, CM101, CM102, CM201, CM202, CM61, CM62, CPC101, CPC102, CPC61, SCC101, SCC102, SCC201, SCC202, SCC61, SCC62		



1

<b>Part No.</b>	694527	<b>Ref. No.</b>	2070.0020
<b>description</b>	gasket rubber ED ø 57mm ID ø 39mm thickness 4mm for combi-steamer Qty 1 pcs suitable for RATIONAL		
<b>For models:</b>	CC101, CC201, CC6, CD101, CD20, CD201, CM101, CM201		



1

<b>Part No.</b>	512184	<b>Ref. No.</b>	8664.1301
<b>description</b>	hose connector plastic thread 3/4" Qty 1 pcs connection distance 60mm T-shape		
<b>For models:</b>	CD101, CD102, CD201, CD202, CD61, CM101, CM102, CM201, CM202, CM61, CM62, CPC101, CPC102, CPC201, CPC202, CPC61, SCC101, SCC102, SCC201, SCC202, SCC61, SCC62		



1

<b>Part No.</b>	694936	<b>Ref. No.</b>	5003.0300 5003.0300ET 5212.1200
<b>description</b>	insulating mat for combi-steamer CPC-Linie L 1078mm W 635mm H 11mm foam Qty 2 pcs		




1

<b>Part No.</b>	551348	<b>Ref. No.</b>	20.01.755P
<b>description</b>	insulation SCC_WE, CM_P 61-202 L 248mm bore ø 30mm W 193mm H 15mm		



1

<b>Part No.</b>	697931	<b>Ref. No.</b>	50.00.296 50.00.296P
<b>description</b>	mounting clip plastic W 20mm Qty 5 pcs		
<b>For models:</b>	CM101, CM102, CM61, CM62, SCC101, SCC102, SCC61, SCC62		


1

<b>Part No.</b>	694556	<b>Ref. No.</b>	50.00.230
<b>description</b>	pipe for hose reel L 700mm WS 24 plastic thread M20x1.75 ø 12mm		
<b>For models:</b>	CM201, CM202, SCC201, SCC202		



1

<b>Part No.</b>	693525	<b>Ref. No.</b>	60.60.859
<b>description</b>	pipe L 102mm ceramic ø 11.4mm		



1

<b>Part No.</b>	694654	<b>Ref. No.</b>	2120.1259
<b>description</b>	plug for draining L 40mm plastic ø 10mm		
<b>For models:</b>	CD101, CD102, CD201, CD202, CD61, CM101, CM102, CM201, CM202, CM61, CM62, CPC101, CPC102, CPC201, CPC202, CPC61, SCC101, SCC102, SCC201, SCC202, SCC61, SCC62		



1

<b>Part No.</b>	512497	<b>Ref. No.</b>	2039.0350
<b>description</b>	protection cap for pulser suitable for combi-steamer CPC-Linie CPC/CM 61-202 D1 ø 13.5mm H 8.5mm D2 ø 6mm silicone		



1

<b>Part No.</b>	696393	<b>Ref. No.</b>	8514.1346
<b>description</b>	rotary nozzle for combi-steamer L 125mm stainless steel		
<b>For models:</b>	CPC101, CPC102, CPC201, CPC202, CPC61		



1

<b>Part No.</b>	699808	<b>Ref. No.</b>	22.00.564
<b>description</b>	rubber sleeve for ventilation L 50mm ID ø 50mm ED ø 61mm		
<b>For models:</b>	CM101, CM102, CM201, CM202, CM61, CM62, SCC101, SCC102, SCC201, SCC202, SCC61, SCC62		




1

<b>Part No.</b>	694322	<b>Ref. No.</b>	50.00.303
<b>description</b>	sleeve for drip pan D1 ø 15mm D2 ø 20mm L 62mm		
<b>For models:</b>	CM101, CM102, CM61, CM62, SCC101, SCC102, SCC61, SCC62		




1

<b>Part No.</b>	530797	<b>Ref. No.</b>	22.00.354
<b>description</b>	spacer for ventilation combi-steamer SCC, CM61-202 since 06/2007 D1 ø 61mm H 26mm D2 ø 58mm thickness 1.5mm		



1

<b>Part No.</b>	692166	<b>Ref. No.</b>	2760.1540
<b>description</b>	support bracket for door drip tray bore ø 6x8mm L 65mm W 30mm		
<b>For models:</b>	CD101, CD102, CD61, CM101, CM102, CM61, CPC101, CPC102, CPC61		



1

<b>Part No.</b>	694658	<b>Ref. No.</b>	8720.1572
<b>description</b>	thread bolt angled L 42mm SS thread M6 ø 6mm		



1

<b>Part No.</b>	694657	<b>Ref. No.</b>	8720.1571
<b>description</b>	thread bolt straight L 44mm SS thread M6 ø 6mm		




1

<b>Part No.</b>	694940	<b>Ref. No.</b>	2120.1308
<b>description</b>	union nut for door drip tray for combi-steamer CPC-Linie CPC 61/101/201 L 8mm WS 5 thread M3 Qty 2 pcs		



1

<b>Part No.</b>	694402	<b>Ref. No.</b>	2062.0332 8354.1304
<b>description</b>	valve body for air valve hose ø 10mm		
<b>For models:</b>	CD101, CD102, CD201, CD202, CD61, CM101, CM102, CM201, CM202, CM61, CM62, CPC101, CPC102, CPC201, CPC202, CPC61, SCC101, SCC102, SCC201, SCC202, SCC61, SCC62		
<b>accessories for</b>	694402		
	<b>Part No.</b>	694433	<b>Ref. No.</b> 2069.0108
	air valve for combi-steamer bore ø 2mm L 18mm plastic ø 20mm		



1

<b>Part No.</b>	692749	<b>Ref. No.</b>	22.00.568
<b>description</b>	ventilation valve for combi-steamer SCC Linie 61/62 L 137mm bore ø 47mm W 122mm		



1

<b>Part No.</b>	692747	<b>Ref. No.</b>	22.00.725
<b>description</b>	ventilation valve for combi-steamer SCC_WE, CM_P 61-202 L 134.5mm W 89mm H 108.5mm		



1

<b>Part No.</b>	530799	<b>Ref. No.</b>	50.00.073
<b>description</b>	water distributor for combi-steamer SCC, CM L 83mm bore ø 13mm thread 3/4"		

## knobs

### universal knobs



1

<b>Part No.</b>	110253	<b>Ref. No.</b>	3013.0113
<b>description</b>	knob switch zero mark t.max.°C° 50mm shaft ø 6x4.6mm shaft flat upper black		
<b>For models:</b>	CD101, CD20, CD201		



1

<b>Part No.</b>	110244	<b>Ref. No.</b>	3013.0301
<b>description</b>	knob thermostat t.max. 250°C ø 50mm shaft ø 6x4.6mm shaft flat upper black temperature range 30-250°C rotation 270°		
<b>For models:</b>	CD101, CD20, CD201		



1			
<b>Part No.</b>	110245	<b>Ref. No.</b>	3013.0201
<b>description</b>	knob thermostat t.max. 300°C ø 50mm shaft ø 6x4.6mm shaft flat upper black temperature range 50-300°C		
<b>For models:</b>	CD101, CD20, CD201		

1			
<b>Part No.</b>	110244	<b>Ref. No.</b>	3013.0301
<b>description</b>	knob thermostat t.max. 250°C ø 50mm shaft ø 6x4.6mm shaft flat upper black temperature range 30-250°C rotation 270°		
<b>For models:</b>	CD101, CD20, CD201		

1			
<b>Part No.</b>	110254	<b>Ref. No.</b>	3013.0114
<b>description</b>	knob thermostat t.max. 80°C ø 50mm shaft ø 6x4.6mm shaft flat upper black temperature range 50-80°C		
<b>For models:</b>	CD101, CD20, CD201		

1			
<b>Part No.</b>	110245	<b>Ref. No.</b>	3013.0201
<b>description</b>	knob thermostat t.max. 300°C ø 50mm shaft ø 6x4.6mm shaft flat upper black temperature range 50-300°C		
<b>For models:</b>	CD101, CD20, CD201		

1			
<b>Part No.</b>	110251	<b>Ref. No.</b>	3013.0105
<b>description</b>	knob time 120min + permanent ON t.max.°C ø 50mm shaft ø 6x4.6mm shaft flat upper black		
<b>For models:</b>	CD101, CD20, CD201		

1			
<b>Part No.</b>	110254	<b>Ref. No.</b>	3013.0114
<b>description</b>	knob thermostat t.max. 80°C ø 50mm shaft ø 6x4.6mm shaft flat upper black temperature range 50-80°C		
<b>For models:</b>	CD101, CD20, CD201		

1			
<b>Part No.</b>	110252	<b>Ref. No.</b>	3013.0108
<b>description</b>	knob time 120min + permanent ON t.max.°C ø 50mm shaft ø 6x4.6mm shaft flat upper black		
<b>For models:</b>	CD101, CD20, CD201		

1			
<b>Part No.</b>	110251	<b>Ref. No.</b>	3013.0105
<b>description</b>	knob time 120min + permanent ON t.max.°C ø 50mm shaft ø 6x4.6mm shaft flat upper black		
<b>For models:</b>	CD101, CD20, CD201		

producer-specific knobs

RATIONAL

1			
<b>Part No.</b>	110253	<b>Ref. No.</b>	3013.0113
<b>description</b>	knob switch zero mark t.max.°C ø 50mm shaft ø 6x4.6mm shaft flat upper black		
<b>For models:</b>	CD101, CD20, CD201		

1			
<b>Part No.</b>	110252	<b>Ref. No.</b>	3013.0108
<b>description</b>	knob time 120min + permanent ON t.max.°C ø 50mm shaft ø 6x4.6mm shaft flat upper black		
<b>For models:</b>	CD101, CD20, CD201		



1

<b>Part No.</b>	112811	<b>Ref. No.</b>	16.00.231
<b>description</b>	knob for pulser ø 68.5mm shaft ø 5mm black		



1

<b>Part No.</b>	111957	<b>Ref. No.</b>	3013.0355
<b>description</b>	knob ø 60mm shaft ø 6x4.6mm shaft flat universal		
<b>For models:</b>	CPC101, CPC102, CPC201, CPC202, CPC61		



1

<b>Part No.</b>	111963	<b>Ref. No.</b>	16.00.232
<b>description</b>	knob ø 69mm shaft ø 5mm		
<b>For models:</b>	SCC101, SCC102, SCC201, SCC202, SCC61, SCC62		



1

<b>Part No.</b>	111649	<b>Ref. No.</b>	16.02.062
<b>description</b>	knob ø 69mm shaft ø 5mm silver		



1

<b>Part No.</b>	110262	<b>Ref. No.</b>	3013.0330 3013.0331
<b>description</b>	knob switch zero mark ø 42mm shaft ø 6x4.6mm shaft flat upper blue		
<b>For models:</b>	CCD101, CCD201, CCD202, CCD61, CCM101, CCM201, CCM202, CCM61, CM101, CM201, CM62		



1

<b>Part No.</b>	111958	<b>Ref. No.</b>	16.00.282
<b>description</b>	knob switch zero mark ø 50mm shaft ø 6x4.6mm shaft flat upper black		
<b>For models:</b>	CM101, CM102, CM201, CM202, CM61, CM62		



1

<b>Part No.</b>	110259	<b>Ref. No.</b>	3013.0344 3013.0346
<b>description</b>	knob switch zero mark ø 52mm shaft ø 6x4.6mm shaft flat upper blue		
<b>For models:</b>	CCD101, CCD102, CCD201, CCD202, CCD61, CCM101, CCM102, CCM201, CCM202, CCM61, CD101, CD102, CD201, CD202, CD61, CM101, CM102, CM201, CM202, CM61, CPC201		



1

<b>Part No.</b>	110144	<b>Ref. No.</b>	3013.0325 3013.0329
<b>description</b>	knob zero mark ø 40mm shaft ø 6mm 3-piece		
<b>For models:</b>	CM101, CM201		



1

<b>Part No.</b>	111812	<b>Ref. No.</b>	3013.0345
<b>description</b>	knob zero mark ø 52mm shaft ø 6x4.6mm shaft flat upper grey/black		





## locks



### turning lever locks

#### universal

#### RAHRBACH



1

<b>Part No.</b>	700098	<b>Ref. No.</b>	2016.0603
<b>description</b>	door catch mounting pos. right off-set 38mm L 110mm H 74mm W 33mm mounting distance 68/68mm series 1750		
<b>For models:</b>	CC201, CD20, CD201, CM201		
<b>spare parts for</b>	700098		
	<b>Part No.</b>	690136	<b>Ref. No.</b> 2016.0605
	sliding plate mounting pos. right L 28mm H 3mm W 21mm H2 12.5mm		
<b>accessories for</b>	700098		
	<b>Part No.</b>	514281	<b>Ref. No.</b> —
	base plate L 110mm W 35mm for door catch thickness 10mm		





1

<b>Part No.</b>	690136	<b>Ref. No.</b>	2016.0605
<b>description</b>	sliding plate mounting pos. right L 28mm H 3mm W 21mm H2 12.5mm		
<b>For models:</b>	CC201, CD20, CD201, CM201		

#### STUV



1

<b>Part No.</b>	700098	<b>Ref. No.</b>	2016.0603
<b>description</b>	door catch mounting pos. right off-set 38mm L 110mm H 74mm W 33mm mounting distance 68/68mm series 1750		
<b>For models:</b>	CC201, CD20, CD201, CM201		
<b>spare parts for</b>	700098		
	<b>Part No.</b>	690136	<b>Ref. No.</b> 2016.0605
	sliding plate mounting pos. right L 28mm H 3mm W 21mm H2 12.5mm		
<b>accessories for</b>	700098		
	<b>Part No.</b>	514281	<b>Ref. No.</b> —
	base plate L 110mm W 35mm for door catch thickness 10mm		

#### producer-specific

#### RATIONAL



1

<b>Part No.</b>	693519	<b>Ref. No.</b>	2016.1412 2016.1430 2016.1450
<b>description</b>	door handle L 230mm W 55mm H 62mm flange 56mm		
<b>For models:</b>	CC201, CD20, CD201, CM201		



1

<b>Part No.</b>	690102	<b>Ref. No.</b>	2016.1457
<b>description</b>	bearing block L 110mm H 63mm W 35mm mounting distance 1 30mm mounting distance 2 90mm hole ø 20mm type 1750		
<b>For models:</b>	CC201, CD20, CD201, CM201		





1

<b>Part No.</b>	700072	<b>Ref. No.</b>	2016.1300
<b>description</b>	door catch H 17mm L 84mm W 53mm mounting distance 68mm zinc die cast with wedge heated units		
<b>For models:</b>	CC201, CD20, CD201, CM201		



1

<b>Part No.</b>	700098	<b>Ref. No.</b>	2016.0603
<b>description</b>	door catch mounting pos. right off-set 38mm L 110mm H 74mm W 33mm mounting distance 68/68mm series 1750		
<b>For models:</b>	CC201, CD20, CD201, CM201		
<b>spare parts for</b>	700098		
	<b>Part No.</b>	690136	<b>Ref. No.</b> 2016.0605
	sliding plate mounting pos. right L 28mm H 3mm W 21mm H2 12.5mm		
<b>accessories for</b>	700098		
	<b>Part No.</b>	514281	<b>Ref. No.</b> —
	base plate L 110mm W 35mm for door catch thickness 10mm		



1

<b>Part No.</b>	693592	<b>Ref. No.</b>	2016.1453
<b>description</b>	plain washer for door latch plastic ø 56mm ID ø 40mm H 2.3mm		
<b>For models:</b>	CC201, CD20, CD201, CM201		



<b>Part No.</b>	690103	<b>Ref. No.</b>	2016.1452
<b>description</b>	screw cap H 47mm ø 40mm hole ø 10mm type 1750		
<b>For models:</b>	CC201, CD20, CD201, CM201		



<b>Part No.</b>	690136	<b>Ref. No.</b>	2016.0605
<b>description</b>	sliding plate mounting pos. right L 28mm H 3mm W 21mm H2 12.5mm		
<b>For models:</b>	CC201, CD20, CD201, CM201		



<b>Part No.</b>	690101	<b>Ref. No.</b>	2016.0604
<b>description</b>	snap lock L 85mm W 40mm mounting distance 68mm heated units H 63mm type 1750 series		
<b>For models:</b>	CC201, CD20, CD201, CM201		

## handle latches

### producer-specific

#### RATIONAL



<b>Part No.</b>	693563	<b>Ref. No.</b>	8514.1038
<b>description</b>	door catch		
<b>For models:</b>	CCC102, CCC201, CCC202, CCD102, CCD201, CCD202, CCM102, CCM201, CCM202		



<b>Part No.</b>	694935	<b>Ref. No.</b>	24.01.351
<b>description</b>	door catch for door handle H 29mm L 98.5mm W 70mm mounting distance 50mm for combi-steamer SCC-Linie 201/202		



<b>Part No.</b>	693520	<b>Ref. No.</b>	8474.1019 8474.1305 8474.1410
<b>description</b>	door catch L 55.5mm W 60mm H 45mm mounting distance 50mm		
<b>For models:</b>	CCC102, CCC201, CCC202, CCD102, CCD201, CCD202, CCM102, CCM201, CCM202, CD201, CD202, CM201, CM202, CPC201, CPC202, SCC201, SCC202		



<b>Part No.</b>	693560	<b>Ref. No.</b>	2016.1501 2016.1507 2016.1509
<b>description</b>	door handle L 205mm W 58mm H 55mm black plastic shaft 20mm shaft ø 18mm		
<b>For models:</b>	CCC102, CCC201, CCC202, CCD102, CCD201, CCD202, CCM102, CCM201, CCM202, CD201, CD202, CM201, CM202, CPC201, CPC202		



<b>Part No.</b>	693561	<b>Ref. No.</b>	5110.1015
<b>description</b>	gasket for door latch ø 28mm ID ø 20mm H 4mm		
<b>For models:</b>	CCC102, CCC201, CCC202, CCD102, CCD201, CCD202, CCM102, CCM201, CCM202		




<b>Part No.</b>	693573	<b>Ref. No.</b>	2940.1305
<b>description</b>	bolt piece for door L 58mm H 20mm ø 36mm hole ø 8mm		
<b>For models:</b>	CD201, CD202, CM201, CM202, CPC201, CPC202, SCC201, SCC202		



<b>Part No.</b>	693574	<b>Ref. No.</b>	8455.1300
<b>description</b>	cover for closing jaw		
<b>For models:</b>	CD201, CD202, CM201, CM202, CPC201, CPC202		




<b>Part No.</b>	694934	<b>Ref. No.</b>	2940.1306
<b>description</b>	cover for door latch suitable for combi-steamer CPC-Linie 201/202 aluminium L 96.5mm W 65.5mm		


1

<b>Part No.</b>	693538	<b>Ref. No.</b>	1006.1000 8514.1307
<b>description</b>	door catch H 70mm L 100mm W 30mm mounting distance 50mm		
<b>For models:</b>	CD201, CD202, CM201, CM202, CPC201, CPC202, SCC201, SCC202		




1

<b>Part No.</b>	693538	<b>Ref. No.</b>	1006.1000 8514.1307
<b>description</b>	door catch H 70mm L 100mm W 30mm mounting distance 50mm		
<b>For models:</b>	CD201, CD202, CM201, CM202, CPC201, CPC202, SCC201, SCC202		




1

<b>Part No.</b>	693520	<b>Ref. No.</b>	8474.1019 8474.1305 8474.1410
<b>description</b>	door catch L 55.5mm W 60mm H 45mm mounting distance 50mm		
<b>For models:</b>	CCC102, CCC201, CCC202, CCD102, CCD201, CCD202, CCM102, CCM201, CCM202, CD201, CD202, CM201, CM202, CPC201, CPC202, SCC201, SCC202		



1

<b>Part No.</b>	693520	<b>Ref. No.</b>	8474.1019 8474.1305 8474.1410
<b>description</b>	door catch L 55.5mm W 60mm H 45mm mounting distance 50mm		
<b>For models:</b>	CCC102, CCC201, CCC202, CCD102, CCD201, CCD202, CCM102, CCM201, CCM202, CD201, CD202, CM201, CM202, CPC201, CPC202, SCC201, SCC202		




1

<b>Part No.</b>	693560	<b>Ref. No.</b>	2016.1501 2016.1507 2016.1509
<b>description</b>	door handle L 205mm W 58mm H 55mm black plastic shaft 20mm shaft ø 18mm		
<b>For models:</b>	CCC102, CCC201, CCC202, CCD102, CCD201, CCD202, CCM102, CCM201, CCM202, CD201, CD202, CM201, CM202, CPC201, CPC202		




1

<b>Part No.</b>	693581	<b>Ref. No.</b>	24.00.136
<b>description</b>	door handle plastic		
<b>For models:</b>	CM201, CM202, SCC201, SCC202		





1

<b>Part No.</b>	693573	<b>Ref. No.</b>	2940.1305
<b>description</b>	bolt piece for door L 58mm H 20mm ø 36mm hole ø 8mm		
<b>For models:</b>	CD201, CD202, CM201, CM202, CPC201, CPC202, SCC201, SCC202		



1



<b>Part No.</b>	693578	<b>Ref. No.</b>	24.00.141
<b>description</b>	bracket for door catch L 66mm W 23.5mm H 19mm mounting distance 46mm		
<b>For models:</b>	CM101, CM102, CM61, CM62, SCC101, SCC102, SCC61, SCC62		
<b>accessories for</b>	693578		
	<b>Part No.</b>	<b>Ref. No.</b>	
	693579	24.00.142	
	door catch H 10.5mm L 42mm W 13mm M5		





1



<b>Part No.</b>	693582	<b>Ref. No.</b>	24.00.216
<b>description</b>	cover for door latch L 97mm W 10.5mm mounting distance 71mm H 65mm		
<b>For models:</b>	CM201, CM202, SCC201, SCC202		






			
1			
<b>Part No.</b>	693576	<b>Ref. No.</b>	24.00.176 24.02.762
<b>description</b>	catch L 83mm ø 41mm clamp length 43mm BL 45mm		
<b>For models:</b>	CM101, CM102, CM61, CM62, SCC101, SCC102, SCC61, SCC62		
<b>spare parts for</b>	693576		
	<b>Part No.</b>	693577	<b>Ref. No.</b> —
D-lock W 29mm H 17mm spring length 50mm spring thickness 3mm			


			
1			
<b>Part No.</b>	693580	<b>Ref. No.</b>	24.00.504
<b>description</b>	cover for catch		
<b>For models:</b>	CM101, CM102, CM61, CM62, SCC101, SCC102, SCC61, SCC62		


			
1			
<b>Part No.</b>	693579	<b>Ref. No.</b>	24.00.142
<b>description</b>	door catch H 10.5mm L 42mm W 13mm M5		
<b>For models:</b>	CM101, CM102, CM61, CM62, SCC101, SCC102, SCC61, SCC62		


			
1			
<b>Part No.</b>	693575	<b>Ref. No.</b>	24.00.152
<b>description</b>	door handle L 200mm W 50mm H 66mm blue plastic		
<b>For models:</b>	CM101, CM102, CM61, CM62, SCC101, SCC102, SCC61, SCC62		
<b>accessories for</b>	693575		
	<b>Part No.</b>	693576	<b>Ref. No.</b> 24.00.176 24.02.762
catch L 83mm ø 41mm clamp length 43mm BL 45mm			

			
1			
<b>Part No.</b>	693565	<b>Ref. No.</b>	2940.1313
<b>description</b>	bracket for door catch L 64mm W 25mm H 28mm hole ø 6mm mounting distance 46mm		
<b>For models:</b>	CD101, CD102, CD61, CM101, CM102, CM61, CPC101, CPC102, CPC61		
<b>accessories for</b>	693565		
	<b>Part No.</b>	693566	<b>Ref. No.</b> 2940.1312 2940.1314
door catch H 8mm L 47mm W1 26mm W2 24mm			

			
1			
<b>Part No.</b>	693536	<b>Ref. No.</b>	8474.1300
<b>description</b>	catch complete H 34mm L 155mm W 57mm		
<b>For models:</b>	CD101, CD102, CD61, CM101, CM102, CM61, CPC101, CPC102, CPC61		


			
1			
<b>Part No.</b>	693564	<b>Ref. No.</b>	2039.0340
<b>description</b>	cover door catch L1 91mm L2 58mm W 34mm H 38mm		
<b>For models:</b>	CD101, CD102, CD61, CM101, CM102, CM61, CPC101, CPC102, CPC61		

			
1			
<b>Part No.</b>	693566	<b>Ref. No.</b>	2940.1312 2940.1314
<b>description</b>	door catch H 8mm L 47mm W1 26mm W2 24mm		
<b>For models:</b>	CD101, CD102, CD61, CM101, CM102, CM61, CPC101, CPC102, CPC61		


1

<b>Part No.</b>	693596	<b>Ref. No.</b>	2016.1500 2016.1504 2016.1505 2016.1506
<b>description</b>	door handle L 205mm W 33mm grey plastic ø 57mm spigot high 39mm spigot-ø 12mm		
<b>For models:</b>	CCC101, CCC61, CCD101, CCD61, CCM101, CCM61, CD101, CD102, CD61, CM101, CM102, CM61, CPC101, CPC102, CPC61		




1

<b>Part No.</b>	693557	<b>Ref. No.</b>	2043.0102
<b>description</b>	cam for door mounting pos. lower L 58mm W1 18mm W2 8mm		
<b>For models:</b>	CCC101, CCC61, CCD101, CCD61, CCM101, CCM61		



1

<b>Part No.</b>	693537	<b>Ref. No.</b>	8474.1001
<b>description</b>	catch H 34mm L 141mm W 56mm		
<b>For models:</b>	CCC101, CCC61, CCD101, CCD61, CCM101, CCM61		



1

<b>Part No.</b>	693542	<b>Ref. No.</b>	2039.0319
<b>description</b>	cover for door lock H 35.5mm L 70mm W 34mm mounting measurements 49x29mm		
<b>For models:</b>	CCC101, CCC61, CCD101, CCD61, CCM101, CCM61		



1

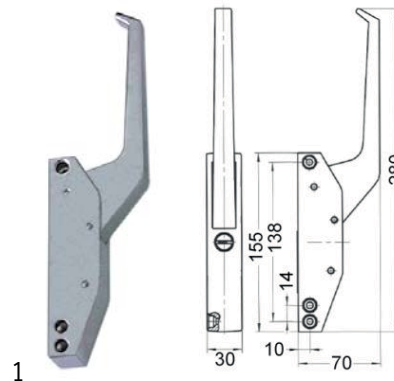
<b>Part No.</b>	693596	<b>Ref. No.</b>	2016.1500 2016.1504 2016.1505 2016.1506
<b>description</b>	door handle L 205mm W 33mm grey plastic ø 57mm spigot high 39mm spigot-ø 12mm		
<b>For models:</b>	CCC101, CCC61, CCD101, CCD61, CCM101, CCM61, CD101, CD102, CD61, CM101, CM102, CM61, CPC101, CPC102, CPC61		


## edgemoat latches


### handle latches

#### STUV

#### 3.30.016x.x series



<b>Part No.</b>	700063	<b>Ref. No.</b>	2016.1100 2016.1104
<b>description</b>	handle latch L 155mm mounting distance 124/138mm non lockable refrigeration units 3.30.0164		
<b>For models:</b>	CC101, CC6, CD101, CM101, CM62		
<b>accessories for</b>	700063		
	<b>Part No.</b>	700064	<b>Ref. No.</b>
			2016.0602 2016.0606 2016.0610 2016.0611 2016.0615
door catch H 40mm L 28mm W 22mm			



1

<b>Part No.</b>	700064	<b>Ref. No.</b>	2016.0602 2016.0606 2016.0610 2016.0611 2016.0615
<b>description</b>	door catch H 40mm L 28mm W 22mm		
<b>For models:</b>	CC101, CC6, CCC101, CCC61, CCD101, CCD61, CCM101, CCM61, CD101, CM101, CM62		

## walk-in fridge catches

#### STUV

#### 3.31.015x.x series



<b>Part No.</b>	700072	<b>Ref. No.</b>	2016.1300
<b>description</b>	door catch H 17mm L 84mm W 53mm mounting distance 68mm zinc die cast with wedge heated units		
<b>For models:</b>	CC201, CD20, CD201, CM201		





## snap locks

producer-specific

RATIONAL



1

<b>Part No.</b>	700072	<b>Ref. No.</b>	2016.1300
<b>description</b>	door catch H 17mm L 84mm W 53mm mounting distance 68mm zinc die cast with wedge heated units		
<b>For models:</b>	CC201, CD20, CD201, CM201		



1

<b>Part No.</b>	690101	<b>Ref. No.</b>	2016.0604
<b>description</b>	snap lock L 85mm W 40mm mounting distance 68mm heated units H 63mm type 1750 series		
<b>For models:</b>	CC201, CD20, CD201, CM201		

## miscellaneous



1

<b>Part No.</b>	694655	<b>Ref. No.</b>	1901.0041
<b>description</b>	spring clip for door latch L 26mm W 13mm H 10.5mm hole ø 8mm Qty 2 pcs		
<b>For models:</b>	CD101, CD102, CD61, CM101, CM102, CM61, CPC101, CPC102, CPC61		

## hinges

## door bearing



1

<b>Part No.</b>	693569	<b>Ref. No.</b>	2120.1254
<b>description</b>	bolt mounting pos. upper		
<b>For models:</b>	CD101, CD102, CD201, CD202, CD61, CM101, CM102, CM201, CM202, CM61, CPC101, CPC102, CPC201, CPC202, CPC61		



1

<b>Part No.</b>	693539	<b>Ref. No.</b>	2016.0801
<b>description</b>	bolt mounting pos. upper right		
<b>For models:</b>	CC101, CC6, CD101, CM101, CM62		



1

<b>Part No.</b>	693584	<b>Ref. No.</b>	24.00.048
<b>description</b>	bolt mounting pos. upper right for door		
<b>For models:</b>	CM101, CM102, CM201, CM202, CM61, CM62, SCC101, SCC102, SCC201, SCC202, SCC61, SCC62		



1

<b>Part No.</b>	693590	<b>Ref. No.</b>	24.00.159
<b>description</b>	bush mounting pos. bottom right latching		
<b>For models:</b>	CM201, CM202, SCC201, SCC202		



1

<b>Part No.</b>	693568	<b>Ref. No.</b>	2940.1300
<b>description</b>	bush mounting pos. upper		
<b>For models:</b>	CD101, CD102, CD201, CD202, CD61, CM101, CM102, CM201, CM202, CM61, CPC101, CPC102, CPC201, CPC202, CPC61		



1


<b>Part No.</b>	693585	<b>Ref. No.</b>	24.00.147
<b>description</b>	bush mounting pos. upper right for door		
<b>For models:</b>	CM101, CM102, CM201, CM202, CM61, CM62, SCC101, SCC102, SCC201, SCC202, SCC61, SCC62		





1


<b>Part No.</b>	693586	<b>Ref. No.</b>	24.00.137
<b>description</b>	door bolt mounting pos. bottom right latching		
<b>For models:</b>	CM101, CM102, CM61, CM62, SCC101, SCC102, SCC61, SCC62		





			
1			
<b>Part No.</b>	693588	<b>Ref. No.</b>	24.00.146
<b>description</b>	door bolt mounting pos. bottom right latching		
<b>For models:</b>	CM101, CM102, CM61, CM62, SCC101, SCC102, SCC61, SCC62		

			
1			
<b>Part No.</b>	693589	<b>Ref. No.</b>	24.00.145
<b>description</b>	door bolt mounting pos. bottom right latching		
<b>For models:</b>	CM201, CM202, SCC201, SCC202		

			
1			
<b>Part No.</b>	693587	<b>Ref. No.</b>	24.00.223
<b>description</b>	hinge mounting pos. bottom right		
<b>For models:</b>	CM101, CM102, CM61, CM62, SCC101, SCC102, SCC61, SCC62		


			
1			
<b>Part No.</b>	693572	<b>Ref. No.</b>	2930.1306
<b>description</b>	hinge mounting pos. lower		
<b>For models:</b>	CD101, CD102, CD61, CM101, CM102, CM61, CPC101, CPC102, CPC61		


			
1			
<b>Part No.</b>	693567	<b>Ref. No.</b>	2930.1307
<b>description</b>	hinge mounting pos. upper		
<b>For models:</b>	CD101, CD102, CD201, CD202, CD61, CM101, CM102, CM201, CM202, CM61, CPC101, CPC102, CPC201, CPC202, CPC61		

			
1			
<b>Part No.</b>	693583	<b>Ref. No.</b>	24.00.133
<b>description</b>	hinge mounting pos. upper right		
<b>For models:</b>	CM101, CM102, CM201, CM202, CM61, CM62, SCC101, SCC102, SCC201, SCC202, SCC61, SCC62		

accessories


miscellaneous


			
1			
<b>Part No.</b>	693570	<b>Ref. No.</b>	2940.1302
<b>description</b>	sleeve latching		
<b>For models:</b>	CD101, CD102, CD201, CD202, CD61, CM101, CM102, CM201, CM202, CM61, CPC101, CPC102, CPC201, CPC202, CPC61		


			
1			
<b>Part No.</b>	693571	<b>Ref. No.</b>	2940.1303
<b>description</b>	spigot latching		
<b>For models:</b>	CD101, CD102, CD201, CD202, CD61, CM101, CM102, CM201, CM202, CM61, CPC101, CPC102, CPC201, CPC202, CPC61		

filters

device filters

			
1			
<b>Part No.</b>	692694	<b>Ref. No.</b>	16.00.292 16.00.673 16.01.662
<b>description</b>	filter L 220mm W 50mm ømm H 150mm SCC Line		
<b>For models:</b>	CM101, CM102, CM201, CM202, CM61, CM62, SCC101, SCC102, SCC201, SCC202, SCC61, SCC62		

			
1			
<b>Part No.</b>	698609	<b>Ref. No.</b>	40.02.684
<b>description</b>	filter insert L 180mm W 140mm H 22mm plastic suitable for RATIONAL		

			
1			
<b>Part No.</b>	692695	<b>Ref. No.</b>	2039.0337 5214.1300 8455.1377
<b>description</b>	filter insert L 213mm W 60mm ømm H 90mm		
<b>For models:</b>	CD101, CD102, CD201, CD202, CD61, CM101, CM102, CM201, CM202, CM61, CPC101, CPC102, CPC201, CPC202, CPC61		



## equipment feet and end caps

## bullet feet

## plastic



1

<b>Part No.</b>	701589	<b>Ref. No.</b>	2039.0100
<b>description</b>	equipment foot pipe type 35x35 thickness 1-1.5mm H 15-50mm plastic		

## DERBY RUOTE

## with bolt hole

## chrome-plated steel



1

<b>Part No.</b>	700200	<b>Ref. No.</b>	2005.0401
<b>description</b>	swivel castor ø 100mm bolt hole bolt hole ø 12mm housing chrome-plated sheet steel capacity 80kg bearing ball bearing wheel body polypropylene tread TPE tyres H 132mm wheel width 30mm Qty 1 pcs		
<b>For models:</b>	CD101, CD20, CD201, CM101, CM201		



1

<b>Part No.</b>	700201 <sup>1</sup>	<b>Ref. No.</b>	2005.0402
<b>description</b>	swivel castor with swivel brake ø 100mm bolt hole bolt hole ø 12mm housing chrome-plated sheet steel capacity 80kg bearing ball bearing wheel body polypropylene tread TPE tyres H 132mm wheel width 30mm Qty 1 pcs		
<b>For models:</b>	CD101, CD20, CD201, CM101, CM201		

<sup>1</sup>with swivel brake

## stainless steel



1

<b>Part No.</b>	700215	<b>Ref. No.</b>	2005.0403
<b>description</b>	swivel castor ø 100mm bolt hole bolt hole ø 12mm housing SS capacity 80kg bearing ball bearing wheel body polypropylene tread TPE tyres H 132mm wheel width 30mm Qty 1 pcs		
<b>For models:</b>	CC101, CC201, CC6, CM101, CM201, CM62		



1

<b>Part No.</b>	700222	<b>Ref. No.</b>	2005.0500 2005.0501 2005.0502 2005.0604 2005.0606
<b>description</b>	swivel castor ø 125mm bolt hole bolt hole ø 12mm housing SS capacity 100kg bearing ball bearing wheel body polypropylene tread TPE tyres H 159mm wheel width 30mm Qty 1 pcs		
<b>For models:</b>	CCC101, CCC102, CCC61, CCD101, CCD102, CCD61, CCM101, CCM102, CCM61, CD101, CD102, CD201, CD202, CD61, CM101, CM102, CM201, CM202, CM61, CPC101, CPC102, CPC201, CPC202, CPC61		



1

<b>Part No.</b>	700216 <sup>1</sup>	<b>Ref. No.</b>	2005.0404
<b>description</b>	swivel castor with swivel brake ø 100mm bolt hole bolt hole ø 12mm housing SS capacity 80kg bearing ball bearing wheel body polypropylene tread TPE tyres H 132mm wheel width 30mm Qty 1 pcs		
<b>For models:</b>	CC101, CC201, CC6, CM201, CM62		

<sup>1</sup>with swivel brake

1

<b>Part No.</b>	700223 <sup>1</sup>	<b>Ref. No.</b>	2005.0600 2005.0601 2005.0602 2005.0603 2005.0605
<b>description</b>	swivel castor with swivel brake ø 125mm bolt hole bolt hole ø 12mm housing SS capacity 100kg bearing ball bearing wheel body polypropylene tread TPE tyres H 159mm wheel width 30mm Qty 1 pcs		
<b>For models:</b>	CCC101, CCC102, CCC61, CCD101, CCD102, CCD61, CCM101, CCM102, CCM61, CD101, CD102, CD201, CD202, CD61, CM101, CM102, CM201, CM202, CM61, CPC101, CPC102, CPC201, CPC202, CPC61		

<sup>1</sup>with swivel brake



**BLICKLE**

plastic

ø125mm



1

<b>Part No.</b>	701029	<b>Ref. No.</b>	60.60.100 60.60.100V
<b>description</b>	swivel castor with brake ø 125mm threaded shaft M10 housing plastic H 128mm		
<b>For models:</b>	CM201, CM202, SCC201, SCC202		



1

<b>Part No.</b>	700988	<b>Ref. No.</b>	60.60.101
<b>description</b>	swivel castor without brake ø 125mm threaded shaft M10 housing plastic H 127mm		
<b>For models:</b>	CM201, CM202, SCC201, SCC202		

**shelves and shelf rails**

grates

universal

without upstand



1

<b>Part No.</b>	970862	<b>Ref. No.</b>	6010.1101
<b>description</b>	grate W 325mm D 530mm GN 1/1 chrome-plated steel wire gauge frame 7mm lengthwise wires gauge 4mm crossing wires 1 silver		

**grid attachments**



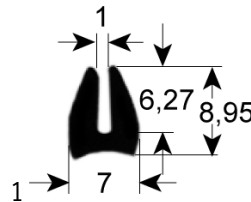
1

<b>Part No.</b>	694659	<b>Ref. No.</b>	60.61.016
<b>description</b>	rack support L 540mm H 505mm mounting pos. left W 30mm SS		
<b>For models:</b>	CM61, SCC61		

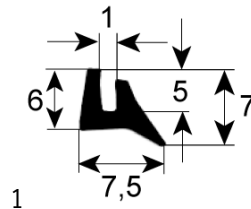
**gaskets**

gaskets for heated units

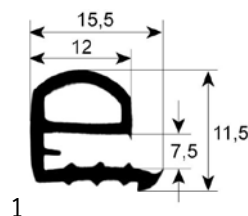
window seals



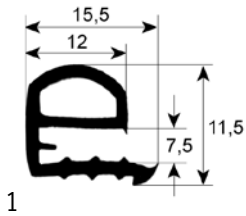
<b>Part No.</b>	902234	<b>Ref. No.</b>	5012.0202
<b>description</b>	window gasket profile 1560 L 3800mm Qty 1		
<b>For models:</b>	CC101, CD101, CM101		



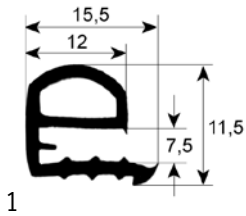
<b>Part No.</b>	902236	<b>Ref. No.</b>	5012.0200 5012.0223
<b>description</b>	window gasket profile 1570 Qty supplied by meter		
<b>For models:</b>	CD101, CD20, CD201, CM101, CM62		



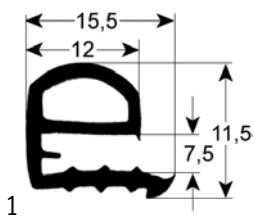
<b>Part No.</b>	900088	<b>Ref. No.</b>	5105.1005
<b>description</b>	window gasket profile 1860 W 430mm L 1275mm Qty 1 20 x 1/1 external size		
<b>For models:</b>	CCC201, CCD201, CCM201		



<b>Part No.</b>	900183	<b>Ref. No.</b>	5105.1000
<b>description</b>	window gasket profile 1860 W 430mm L 485mm Qty 1 external size		

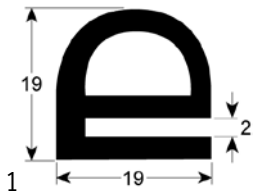


<b>Part No.</b>	900184	<b>Ref. No.</b>	5105.1003
<b>description</b>	window gasket profile 1860 W 430mm L 745mm Qty 1 external size		
<b>For models:</b>	CCD101		

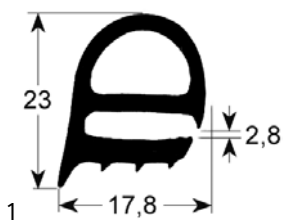


<b>Part No.</b>	900193	<b>Ref. No.</b>	5105.1017
<b>description</b>	window gasket profile 1860 W 600mm L 715mm Qty 1 external size		
<b>For models:</b>	CCC102, CCD102, CCM102		

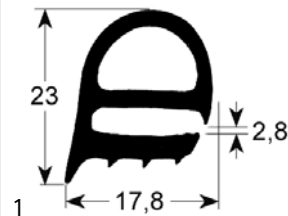
## door seals



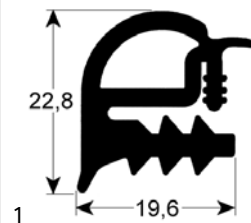
<b>Part No.</b>	902238	<b>Ref. No.</b>	5012.0702
<b>description</b>	door seal profile 2210 L 4200mm Qty 1		
<b>For models:</b>	CD20		



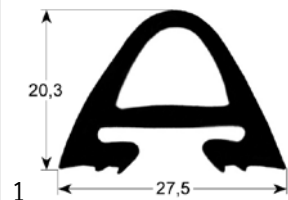
<b>Part No.</b>	902240	<b>Ref. No.</b>	5012.0703
<b>description</b>	door seal profile 2230 W 470mm L 815mm external size Qty 1		
<b>For models:</b>	CC6		



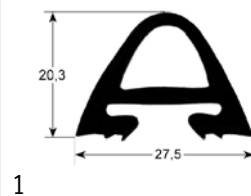
<b>Part No.</b>	902241	<b>Ref. No.</b>	5012.0704 5012.0705
<b>description</b>	door seal profile 2230 W 480mm L 725mm external size Qty 1		
<b>For models:</b>	CC101, CD101, CM101		



<b>Part No.</b>	902243	<b>Ref. No.</b>	5105.1004
<b>description</b>	door seal profile 2250 W 470mm L 790mm external size 10 x 1/1		
<b>For models:</b>	CCC101, CCD101, CCM101		



<b>Part No.</b>	902244	<b>Ref. No.</b>	5105.1007
<b>description</b>	door seal profile 2530 W 520mm L 1400mm external size Qty 1		
<b>For models:</b>	CCC201, CCD201, CCM201		



<b>Part No.</b>	900087	<b>Ref. No.</b>	5110.1047
<b>description</b>	door seal profile 2530 W 710mm L 815mm external size Qty 1 10 x 2/1		
<b>For models:</b>	CCC102, CCD102, CCM102		





<b>Part No.</b>	902219	<b>Ref. No.</b>	5105.1020 5105.1020P
<b>description</b>	door seal profile 2730 W 465mm L 520mm external size Qty 1		
<b>For models:</b>	CD61, CM101, CM61, CPC61		

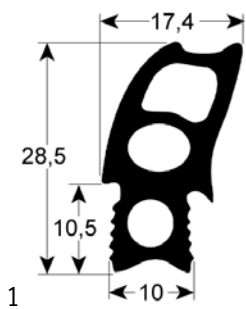
<b>Part No.</b>	902247	<b>Ref. No.</b>	5105.1021 5105.1021P
<b>description</b>	door seal profile 2730 W 470mm L 785mm suitable for RATIONAL for model CPC 101 outer plug size Qty 1		
<b>For models:</b>	CD101, CM101, CPC101		

<b>Part No.</b>	902246	<b>Ref. No.</b>	20.00.398P
<b>description</b>	door seal profile 2730 W 470mm L 1475mm suitable for RATIONAL for model SCC/CM201 outer plug size Qty 1		

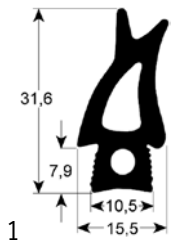
<b>Part No.</b>	902248	<b>Ref. No.</b>	20.00.399 20.00.399P
<b>description</b>	door seal profile 2730 W 675mm L 1475mm suitable for RATIONAL for model SCC/CM202 outer plug size		
<b>For models:</b>	CM202, SCC202		

<b>Part No.</b>	902221	<b>Ref. No.</b>	20.00.394 20.00.394P 20.01.800 20.01.800P 20.02.550P
<b>description</b>	door seal profile 2730 W 470mm L 500mm suitable for RATIONAL for model SCC/CM 61 outer plug size Qty 1		
<b>For models:</b>	CM61, SCC61		

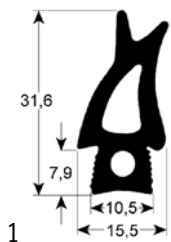
<b>Part No.</b>	902224	<b>Ref. No.</b>	20.00.395 20.00.395P 20.01.801 20.01.801P 20.02.551P
<b>description</b>	door seal profile 2730 W 675mm L 500mm suitable for RATIONAL for model SCC/CM 62 since 05/2011 outer plug size Qty 1		
<b>For models:</b>	CM62, SCC62		



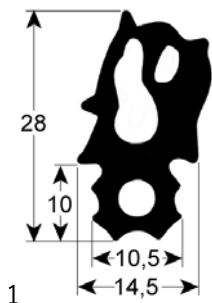
<b>Part No.</b>	902249	<b>Ref. No.</b>	20.00.397 20.00.397P 20.01.803P 20.02.553P
<b>description</b>	door seal profile 2731 W 675mm L 760mm suitable for RATIONAL for model SCC/CM102 edition since 05/2011 outer plug size		
<b>For models:</b>	CM102, SCC102		



<b>Part No.</b>	902223	<b>Ref. No.</b>	5105.1023 5105.1023P
<b>description</b>	door seal profile 2732 W 485mm L 1495mm external size Qty 1		
<b>For models:</b>	CD201, CM201, CM202, CPC201, CPC202		

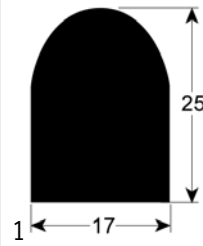


<b>Part No.</b>	902250	<b>Ref. No.</b>	5105.1024 5105.1024P
<b>description</b>	door seal profile 2732 W 680mm L 1495mm suitable for RATIONAL for model CPC 202 outer plug size		
<b>For models:</b>	CD202, CM202, CPC202		



<b>Part No.</b>	902337	<b>Ref. No.</b>	20.02.552P
<b>description</b>	door seal profile 2733 W 470mm L 760mm outer plug size for model SCC/CM 101 suitable for RATIONAL		

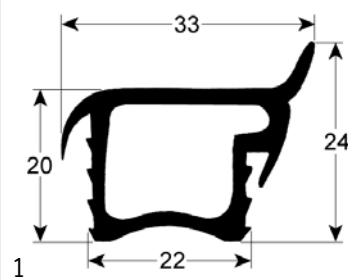
## gaskets for tray rack trolleys



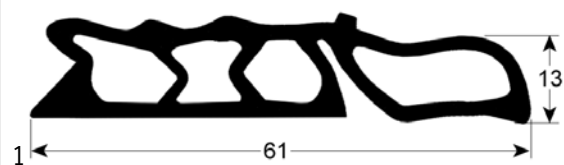
<b>Part No.</b>	902225	<b>Ref. No.</b>	5012.0551
<b>description</b>	tray rack trolley gasket profile 4020 L 1100mm Qty 1 silicone foam		
<b>For models:</b>	CD20		



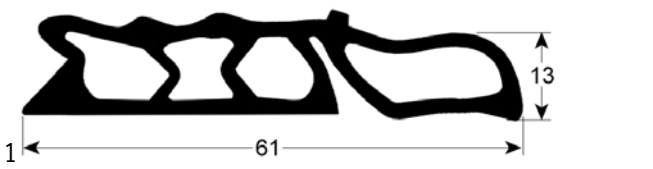
<b>Part No.</b>	900055	<b>Ref. No.</b>	5012.0504 5012.0551
<b>description</b>	tray rack trolley gasket profile 4020 Qty supplied by meter silicone foam		



<b>Part No.</b>	902227	<b>Ref. No.</b>	5105.1009 5105.1015
<b>description</b>	tray rack trolley gasket profile 4060 W 450mm L 170mm Qty 1 3-sided (long side open)		
<b>For models:</b>	CCC201, CCD201, CCM201		




<b>Part No.</b>	902229	<b>Ref. No.</b>	5105.1025
<b>description</b>	tray rack trolley gasket profile 4090 L 615mm Qty 1		
<b>For models:</b>	CD201, CM201, CM202, CPC201, CPC202		

1

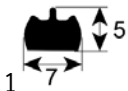
<b>Part No.</b>	902230	<b>Ref. No.</b>	5105.1026
<b>description</b>	tray rack trolley gasket profile 4090 L 820mm Qty 1		
<b>For models:</b>	CD202, CM202, CPC202		

### gaskets for control panels



1

<b>Part No.</b>	900575	<b>Ref. No.</b>	16.00.385 16.00.386 16.00.387
<b>description</b>	gasket for control panel		
<b>For models:</b>	CM101, CM102, CM201, CM202, CM61, CM62, SCC101, SCC102, SCC201, SCC202, SCC61, SCC62		




1

<b>Part No.</b>	901454	<b>Ref. No.</b>	5100.1010 5100.1011
<b>description</b>	gasket for control panel L 2000mm foam rubber self-adhesive		
<b>For models:</b>	CD101, CD102, CD201, CD202, CD61, CM101, CM102, CM201, CM202, CM61, CPC101, CPC102, CPC201, CPC202, CPC61, SCC101, SCC61		


### sealing washers

#### rubber gaskets




1

<b>Part No.</b>	560616	<b>Ref. No.</b>	5110.1024
<b>description</b>	gasket ED ø 24mm ID ø 15mm thickness 3mm Qty 5 pcs for model C-Line, CPC, SCC 61-202		



1

<b>Part No.</b>	560617	<b>Ref. No.</b>	5012.0539
<b>description</b>	gasket rubber ED ø 19.5mm ID ø 12mm thickness 2.3mm Qty 5 pcs		




1

<b>Part No.</b>	694527	<b>Ref. No.</b>	2070.0020
<b>description</b>	gasket rubber ED ø 57mm ID ø 39mm thickness 4mm for combi-steamer Qty 1 pcs suitable for RATIONAL		
<b>For models:</b>	CC101, CC201, CC6, CD101, CD20, CD201, CM101, CM201		


### copper gaskets

#### DIN-7603-A



1


<b>Part No.</b>	560615	<b>Ref. No.</b>	1315.0109
<b>description</b>	gasket copper ED ø 16mm ID ø 8.5mm thickness 1.2mm for combi-steamer suitable for CPC Qty 5 pcs		



1


<b>Part No.</b>	560614	<b>Ref. No.</b>	1315.0104
<b>description</b>	gasket copper ED ø 20mm ID ø 16mm thickness 1.5mm suitable for CPC Qty 10 pcs		

### silicone gaskets



1

<b>Part No.</b>	510575	<b>Ref. No.</b>	2022.0100 5110.1028
<b>description</b>	flat gasket silicone ED ø 14.5mm ID ø 4mm thickness 4mm Qty 1 pcs		
<b>For models:</b>	CC101, CC201, CC6, CCD101, CCD102, CCD201, CCD202, CCD61, CCM101, CCM102, CCM61, CD101, CD102, CD20, CD201, CD202, CD61, CM101, CM102, CM201, CM202, CM61, CM62, CPC101, CPC102, CPC201, CPC202, CPC61, SCC101, SCC102, SCC201, SCC202, SCC61, SCC62		

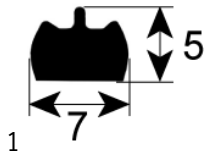


1

<b>Part No.</b>	359721	<b>Ref. No.</b>	3025.0003 5012.0508 5012.0509 5012.0535
<b>description</b>	gasket silicone ED ø 48mm ID ø 39.5mm thickness 5mm Qty 1 pcs		
<b>For models:</b>	CC101, CC201, CC6, CD101, CD20, CD201, CM101, CM201, CM62		



## foam rubber gaskets



<b>Part No.</b>	901454	<b>Ref. No.</b>	5100.1010 5100.1011
<b>description</b>	gasket for control panel L 2000mm foam rubber self-adhesive		
<b>For models:</b>	CD101, CD102, CD201, CD202, CD61, CM101, CM102, CM201, CM202, CM61, CPC101, CPC102, CPC201, CPC202, CPC61, SCC101, SCC61		

## sealing cords

## round



<b>Part No.</b>	510572	<b>Ref. No.</b>	5002.0100 5002.0300 5002.0301 5002.0500 8006.8008
<b>description</b>	sealing cord $\varnothing$ 10mm greased L 0.2m Qty 1		
<b>For models:</b>	CD101, CD20, CD201, CM101, CM201		

## shaft gaskets

## shaft gaskets



<b>Part No.</b>	510574	<b>Ref. No.</b>	5001.0211
<b>description</b>	shaft sealing type 20 for fan motor		
<b>For models:</b>	CCC102, CCC202, CCD102, CCD202, CCM102, CCM202		

## miscellaneous



<b>Part No.</b>	511685	<b>Ref. No.</b>	87.00.564
<b>description</b>	shaft seal kit ID $\varnothing$ 15mm ED $\varnothing$ 27mm shaft seal flange mounting gauge with mountign material		



<b>Part No.</b>	511682	<b>Ref. No.</b>	87.00.563
<b>description</b>	shaft seal kit ID $\varnothing$ 17mm ED $\varnothing$ 29mm shaft seal flange mounting gauge with mountign material		

## special gaskets

## for combi-steamers



<b>Part No.</b>	560612	<b>Ref. No.</b>	5110.1310
<b>description</b>	flange gasket ED $\varnothing$ 79mm ID $\varnothing$ 51mm thickness 2mm hole distance 34mm CPC-Linie 101-201/G		



<b>Part No.</b>	560599	<b>Ref. No.</b>	5110.1311
<b>description</b>	gasket ED $\varnothing$ 132mm ID $\varnothing$ 105mm thickness 2mm CPC-Linie CM 61-202/G		



<b>Part No.</b>	560597	<b>Ref. No.</b>	54.00.805
<b>description</b>	gasket ED $\varnothing$ 140mm ID $\varnothing$ 128mm SCC Line		



<b>Part No.</b>	560596	<b>Ref. No.</b>	54.01.168
<b>description</b>	gasket ED $\varnothing$ 60mm ID $\varnothing$ 50mm SCC, SCC_WE, CM,CM_P since 04/2004		



1

<b>Part No.</b>	560622	<b>Ref. No.</b>	70.00.242
<b>description</b>	gasket ED ø 82mm ID ø 50mm thickness 2.5mm hole distance 50mm SCC Line since 04/04		

1

<b>Part No.</b>	560619	<b>Ref. No.</b>	5110.1327
<b>description</b>	gasket L 76mm W 77mm CPC-Linie CM 61-202/G thickness 1mm		

1

<b>Part No.</b>	699803	<b>Ref. No.</b>	70.00.020 72.00.020
<b>description</b>	gasket L 139mm W 130mm silicone thickness 4mm		
<b>For models:</b>	CM101, CM102, CM201, CM202, CM61, CM62, SCC101, SCC102, SCC201, SCC202, SCC61, SCC62		

1

<b>Part No.</b>	560629	<b>Ref. No.</b>	5110.1344
<b>description</b>	gasket L 77.5mm W 77mm Viton thickness 1mm combi-steamer CPC-Linie 102/G		

1

<b>Part No.</b>	560611	<b>Ref. No.</b>	40.00.331
<b>description</b>	gasket L 160mm W 75mm for heating element thickness 2mm hole distance 74mm SCC Linie 102/202		

1

<b>Part No.</b>	560628	<b>Ref. No.</b>	5110.1339
<b>description</b>	gasket L 77mm W 76mm Viton thickness 1mm combi-steamer CPC-Linie 101/G		

1

<b>Part No.</b>	560613	<b>Ref. No.</b>	74.00.301
<b>description</b>	gasket L 43mm W 67mm thickness 4mm SCC, CM61-202 since 06/2007 for combi-steamer		

1

<b>Part No.</b>	560598	<b>Ref. No.</b>	5110.1322
<b>description</b>	gasket L 83mm W 76mm thickness 1mm CPC-Linie 201-202/G		

1

<b>Part No.</b>	560620	<b>Ref. No.</b>	24.00.701
<b>description</b>	gasket L 683mm W 15.5mm external height 6mm for combi-steamer SCC/CM202		

miscellaneous

1

<b>Part No.</b>	514508	<b>Ref. No.</b>	50.00.290
<b>description</b>	gasket L 165mm W 140mm for hose reel ED ø 142/165mm ID ø 105/120mm		





1

<b>Part No.</b>	692099	<b>Ref. No.</b>	51101342
<b>description</b>	gasket L 78mm W 76mm thickness 1mm		
<b>For models:</b>	CM101, CM201, CPC101, CPC201		



1

<b>Part No.</b>	510566	<b>Ref. No.</b>	5012.0528 5012.0537
<b>description</b>	gasket suitable for RATIONAL equiv. no. 50120537 L 70mm W 70mm electrode thickness 4mm		



1

<b>Part No.</b>	550895	<b>Ref. No.</b>	5110.1308
<b>description</b>	gasket suitable for RATIONAL equiv. no. 51101308 L 179mm W 90mm electrode thickness 3mm		
<b>For models:</b>	CM101, CM102, CM201, CM202, CM61, CPC101, CPC102, CPC201, CPC202, CPC61		



1

<b>Part No.</b>	510671	<b>Ref. No.</b>	5012.0525 5012.0555
<b>description</b>	gasket suitable for RATIONAL for drain Qty 1m ED ø 124mm ID ø 51mm rubber thickness 4mm hole distance 87mm		
<b>For models:</b>	CC101, CC201, CC6, CD101, CD20, CD201, CM101, CM201		

## springs

## compression springs




1

<b>Part No.</b>	693591	<b>Ref. No.</b>	2001.0109 2001.0118
<b>description</b>	compression spring ø 14mm L 27mm wire gauge ø 1.5mm		
<b>For models:</b>	CD101, CD102, CD201, CD202, CD61, CM101, CM102, CM201, CM202, CM61, CM62, CPC101, CPC102, CPC201, CPC202, CPC61, SCC101, SCC102, SCC201, SCC202, SCC61, SCC62		



1

<b>Part No.</b>	693555	<b>Ref. No.</b>	2001.0105
<b>description</b>	compression spring ø 15mm L 35mm		
<b>For models:</b>	CC101, CC6, CD101, CM101		



1

<b>Part No.</b>	692295	<b>Ref. No.</b>	2001.0124
<b>description</b>	compression spring ø 48mm L 71mm wire gauge ø 2.2mm		
<b>For models:</b>	CM101, CM102, CM201, CM202, CPC101, CPC202, SCC101, SCC102, SCC201, SCC202		



1

<b>Part No.</b>	519578	<b>Ref. No.</b>	2001.0122
<b>description</b>	compression spring ø 6/14mm L 15mm wire gauge ø 1mm windings 4 D1 ø 6mm D2 ø 14mm		
<b>For models:</b>	CD101, CD102, CD61, CM101, CM102, CM61, CPC101, CPC102, CPC61		




1

<b>Part No.</b>	693553	<b>Ref. No.</b>	2001.0103
<b>description</b>	compression spring ø 9mm L 83mm		
<b>For models:</b>	CD101, CM101		









miscellaneous

			
1			
<b>Part No.</b>	701578	<b>Ref. No.</b>	50.00.085
<b>description</b>	spring clip for water dispersion SCC, CM L 27mm W 15mm wire gauge ø 1.5mm		


hose reels and spray guns


spray guns


			
1			
<b>Part No.</b>	542380	<b>Ref. No.</b>	5000549 5000590
<b>description</b>	spray gun removable L 165mm		


			
1			
<b>Part No.</b>	540302	<b>Ref. No.</b>	2001.0110 2060.0215 2060.0218 2060.1000 2060.1001 2060.1002 2060.1003 2060.1006 5012.0559
<b>description</b>	spray gun for appliances 1/2" ET L 135mm type RATIONAL		
<b>For models:</b>	CC101, CC201, CC6, CCC101, CCC102, CCC201, CCC202, CCC61, CCD101, CCD102, CCD201, CCD202, CCD61, CCM101, CCM102, CCM201, CCM202, CCM61, CD101, CD102, CD20, CD201, CD202, CD61, CM101, CM102, CM201, CM202, CM61, CM62, CPC101, CPC102, CPC201, CPC202, CPC61		
<b>spare parts for</b>	540302		
	<b>Part No.</b>	517056	<b>Ref. No.</b> —
	O-ring EPDM thickness 2mm ID ø 6.5mm Qty 1 pcs		
	<b>Part No.</b>	532535	<b>Ref. No.</b> —
	O-ring EPDM thickness 5mm ID ø 10mm Qty 1 pcs		
	<b>Part No.</b>	548016	<b>Ref. No.</b> —
	compression spring ø 10mm L 17mm wire gauge ø 0.9mm for hand spray		
	<b>Part No.</b>	548017	<b>Ref. No.</b> —
	pressure bolt for hand spray		

			
1			
<b>Part No.</b>	540664	<b>Ref. No.</b>	50.00.130 50.00.130S
<b>description</b>	spray gun for appliances 1/2" (12.83mm) L 165mm		
<b>For models:</b>	CM101, CM102, CM201, CM202, CM61, CM62, SCC101, SCC102, SCC201, SCC202, SCC61, SCC62		
<b>spare parts for</b>	540664		
	<b>Part No.</b>	699809	<b>Ref. No.</b> 50.00.156
	clamp for spray gun L 24mm		


			
1			
<b>Part No.</b>	530604	<b>Ref. No.</b>	2067.0603
<b>description</b>	shower hose connections 1/2" - M12x1 L 1500mm SS		
<b>For models:</b>	CC101, CC6		


			
1			
<b>Part No.</b>	520730	<b>Ref. No.</b>	2067.0600
<b>description</b>	shower hose connections 1/2" L 2400mm SS operating p. 10bar burst p. 90bar t.max. 90°C approval DVGW with flexible fabric		
<b>For models:</b>	CD101, CM101		


			
1			
<b>Part No.</b>	520729	<b>Ref. No.</b>	2067.0601
<b>description</b>	shower hose connections 1/2" L 2800mm SS operating p. 10bar burst p. 90bar t.max. 90°C approval DVGW with flexible fabric		
<b>For models:</b>	CD201, CM201		


			
1			
<b>Part No.</b>	520731	<b>Ref. No.</b>	2067.0602
<b>description</b>	shower hose connections 1/2" L 3200mm SS operating p. 10bar burst p. 90bar t.max. 90°C approval DVGW with flexible fabric		
<b>For models:</b>	CD20		





			
1			
<b>Part No.</b>	520732	<b>Ref. No.</b>	2067.0604
<b>description</b>	shower hose connections 1/4" - 1/2" L 2080mm for combi-steamer		
<b>For models:</b>	CC201		

			
1			
<b>Part No.</b>	520094	<b>Ref. No.</b>	2067.0605 2067.0610
<b>description</b>	shower hose connections ø12mm - 1/2" L 1500mm for combi-steamer type type 61/101		
<b>For models:</b>	CC101, CC201, CC6, CCC101, CCC102, CCC61, CCD101, CCD102, CCD61, CCM101, CCM102, CCM61, CD101, CD201, CM101, CM201, CM62		

			
1			
<b>Part No.</b>	520099	<b>Ref. No.</b>	2067.0607 2067.0611
<b>description</b>	shower hose connections ø12mm - 1/2" L 1800mm for combi-steamer		
<b>For models:</b>	CCC201, CCC202, CCD201, CCD202, CCM201, CCM202		

			
1			
<b>Part No.</b>	542364	<b>Ref. No.</b>	2067.0710
<b>description</b>	shower hose for combi-steamer CPC-Linie connection 1/2" connection 2: plug-in connection ED ø 12mm L 1345mm		

			
1			
<b>Part No.</b>	693526	<b>Ref. No.</b>	2060.1210
<b>description</b>	bush for spray gun		
<b>For models:</b>	CD101, CD102, CD61, CM101, CM102, CM61, CPC101, CPC102, CPG61		


			
1			
<b>Part No.</b>	693595	<b>Ref. No.</b>	50.00.135 50.00.752
<b>description</b>	bush for spray gun		
<b>For models:</b>	CM201, CM202, SCC201, SCC202		


## hose reels


### appliance hose reels


			
1			
<b>Part No.</b>	541442	<b>Ref. No.</b>	8655.3000 8655.3005
<b>description</b>	hose reel complete		
<b>For models:</b>	CCC201, CCD201, CCM201		

			
1			
<b>Part No.</b>	540662	<b>Ref. No.</b>	8410.1013
<b>description</b>	hose reel complete with spray gun hose length 1.5m		
<b>For models:</b>	CC101, CC6, CD101, CM101		

			
1			
<b>Part No.</b>	540663	<b>Ref. No.</b>	8655.2006 8655.2007
<b>description</b>	hose reel complete with spray gun hose length 1.5mm		
<b>For models:</b>	CCC101, CCC61, CCD61, CCM101, CCM61		


			
1			
<b>Part No.</b>	541439	<b>Ref. No.</b>	8410.1002 8410.1016
<b>description</b>	hose reel complete with spray gun hose length 1.5mm		
<b>For models:</b>	CC201, CD201, CM201		

			
1			
<b>Part No.</b>	541440	<b>Ref. No.</b>	8655.2000 8655.2003
<b>description</b>	hose reel complete with spray gun hose length 1.5mm		
<b>For models:</b>	CCC101, CCC61, CCD101, CCD61, CCM101, CCM61		








1

<b>Part No.</b>	541444	<b>Ref. No.</b>	50.00.176 50.00.176P 50.01.239 50.01.239P
<b>description</b>	hose reel without spray gun hose length 1.5m		
<b>For models:</b>	CM201, CM202, SCC201, SCC202		



1

<b>Part No.</b>	540661	<b>Ref. No.</b>	50.00.140 50.00.140P 50.01.238P	
<b>description</b>	hose reel without spray gun hose length 1m			
<b>For models:</b>	CM101, CM102, CM61, CM62, SCC101, SCC102, SCC61, SCC62			
<b>accessories for</b>	540661			
	<b>Part No.</b>	540664	<b>Ref. No.</b>	50.00.130 50.00.130S
	spray gun for appliances 1/2" (12.83mm) L 165mm			
	<b>Part No.</b>	560630	<b>Ref. No.</b>	1107.0100
	clamping washer nominal-ø 4mm ED ø 11.5mm SS thickness 0.2mm			
	<b>Part No.</b>	694491	<b>Ref. No.</b>	50.00.172
	supply tube for hose reel			
	<b>Part No.</b>	699802	<b>Ref. No.</b>	50.00.279 50.00.751
	cover for spray gun D1 ø 90/145mm L 145mm H 68mm			




1

<b>Part No.</b>	540483	<b>Ref. No.</b>	8655.2020 8655.2020P 8655.2021
<b>description</b>	hose reel without spray gun hose length 2.1m		
<b>For models:</b>	CD101, CD102, CD201, CD202, CD61, CM101, CM102, CM201, CM202, CM61, CPC101, CPC102, CPC201, CPC202, CPC61		

spare parts and accessories

hoses



1


<b>Part No.</b>	520915	<b>Ref. No.</b>	50.01.173
<b>description</b>	connection hose for hose reel connections ø14.6mm / 3/4" length 0.7m		
<b>For models:</b>	SCC101, SCC102, SCC61, SCC62		

## dosing pumps

### accessories


#### hose couplings

##### plastic




1

<b>Part No.</b>	361102	<b>Ref. No.</b>	2062.0339
<b>description</b>	hose connector plastic angled thread M10x1 hose ø 6mm Qty 1 pcs connection M10x1 hose ø 6mm		



1

<b>Part No.</b>	361100	<b>Ref. No.</b>	2062.0351
<b>description</b>	hose connector plastic straight thread M10x1 hose ø 6mm Qty 1 pcs connection M10x1 hose ø 6mm		
<b>For models:</b>	CPC101, CPC102, CPC201, CPC202, CPC61		




1

<b>Part No.</b>	361845	<b>Ref. No.</b>	44.00.592
<b>description</b>	hose connector straight hose ø 10mm SS connection 3/8"		
<b>For models:</b>	SCC101, SCC61		

## hoses

### supply hoses

#### PVC supply hoses



1

<b>Part No.</b>	520954	<b>Ref. No.</b>	50.01.213
<b>description</b>	supply hose PVC straight-straight connection 1/2" L 560mm burst p. 10bar t.max. 90°C red approval EN61770		



## pre-rinse hoses

## stainless steel flexi hoses




1

<b>Part No.</b>	520730	<b>Ref. No.</b>	2067.0600
<b>description</b>	shower hose connections 1/2" L 2400mm SS operating p. 10bar burst p. 90bar t.max. 90°C approval DVGW with flexible fabric		
<b>For models:</b>	CD101, CM101		



1

<b>Part No.</b>	520729	<b>Ref. No.</b>	2067.0601
<b>description</b>	shower hose connections 1/2" L 2800mm SS operating p. 10bar burst p. 90bar t.max. 90°C approval DVGW with flexible fabric		
<b>For models:</b>	CD201, CM201		



1

<b>Part No.</b>	520731	<b>Ref. No.</b>	2067.0602
<b>description</b>	shower hose connections 1/2" L 3200mm SS operating p. 10bar burst p. 90bar t.max. 90°C approval DVGW with flexible fabric		
<b>For models:</b>	CD20		

## industrial hoses

## silicone hoses

## without fabric



1

<b>Part No.</b>	530067	<b>Ref. No.</b>	2112.1301
<b>description</b>	silicone hose ID ø 50mm ED ø 56mm L 0.13m thickness 3mm t.max. 200°C		
<b>For models:</b>	CD101, CD102, CD201, CD202, CD61, CM101, CM102, CM201, CM202, CM61, CPC101, CPC102, CPC201, CPC202, CPC61		

## formed hoses

## straight



1

<b>Part No.</b>	694321	<b>Ref. No.</b>	2112.1307
<b>description</b>	hose ID ø 70mm ext. ø 80 L 80mm for combi-steamer		
<b>For models:</b>	CD102, CD201, CD202, CM102, CM201, CM202, CPC102, CPC201, CPC202, SCC201, SCC202		



1

<b>Part No.</b>	530067	<b>Ref. No.</b>	2112.1301
<b>description</b>	silicone hose ID ø 50mm ED ø 56mm L 0.13m thickness 3mm t.max. 200°C		
<b>For models:</b>	CD101, CD102, CD201, CD202, CD61, CM101, CM102, CM201, CM202, CM61, CPC101, CPC102, CPC201, CPC202, CPC61		



1

<b>Part No.</b>	530875	<b>Ref. No.</b>	44.00.362
<b>description</b>	steam hose ext. ø 78 ID ø 70mm L 54mm silicone red/black		


## form L



1


<b>Part No.</b>	530794	<b>Ref. No.</b>	2112.1304
<b>description</b>	formed hose ED ø 29mm ID ø 23mm L 485mm for combi-steamer CPC-Linie 102/201E		




1

<b>Part No.</b>	530791	<b>Ref. No.</b>	44.00.242
<b>description</b>	formed hose ED ø 29mm ID ø 23mm L 730mm for combi-steamer SCC Linie 202		




1

<b>Part No.</b>	699804	<b>Ref. No.</b>	44.01.219
<b>description</b>	formed hose end piece A ext. ø 28mm end piece A int. ø 22mm AD2 ø 28mm ø end piece B 22mm L 360mm		




1

<b>Part No.</b>	699807	<b>Ref. No.</b>	44.00.212 44.00.234
<b>description</b>	formed hose end piece A ext. ø 30mm end piece A int. ø 22mm AD2 ø 30mm ø end piece B 22mm L 345mm		
<b>For models:</b>	CM61, CM62, SCC61, SCC62		



1

<b>Part No.</b>	699806	<b>Ref. No.</b>	44.00.216
<b>description</b>	formed hose end piece A ext. ø 30mm end piece A int. ø 22mm AD2 ø 30mm ø end piece B 22mm L 565mm for drain		
<b>For models:</b>	CM102, SCC102		




1

<b>Part No.</b>	530716	<b>Ref. No.</b>	56.00.166
<b>description</b>	formed hose ID ø 18/23mm ED ø 25/28mm L 170mm Qty 1 L-shape for combi-steamer ø ø22(19)mm thickness 3mm		
<b>For models:</b>	SCC101, SCC102, SCC61, SCC62		




1

<b>Part No.</b>	530717	<b>Ref. No.</b>	56.00.175
<b>description</b>	formed hose ID ø 19/22mm ED ø 25/28mm L 225mm L-shape for combi-steamer thickness 3.5mm		
<b>For models:</b>	SCC201, SCC202		



1

<b>Part No.</b>	530793	<b>Ref. No.</b>	44.00.231 44.00.238
<b>description</b>	formed hose ID ø 22mm ED ø 28mm L 640mm for combi-steamer SCC, CM201/202 since 04/2004		




1

<b>Part No.</b>	530714	<b>Ref. No.</b>	56.00.120
<b>description</b>	formed hose ID ø 22mm ED ø 29mm L 160/180mm combi-steamer L-shape for combi-steamer		
<b>For models:</b>	SCC102, SCC62		



1

<b>Part No.</b>	530713	<b>Ref. No.</b>	56.00.188 56.00.605
<b>description</b>	formed hose ID ø 22mm ED ø 29mm L 160mm L-shape for combi-steamer		
<b>For models:</b>	SCC101, SCC61		



1

<b>Part No.</b>	530792	<b>Ref. No.</b>	2112.1305
<b>description</b>	formed hose ID ø 22mm ED ø 29mm L 640mm for combi-steamer CPC 202		




1


<b>Part No.</b>	530816	<b>Ref. No.</b>	2112.1008 2112.1011
<b>description</b>	formed hose ID ø 22mm ED ø 30mm L 550mm for combi-steamer thickness 4mm		
<b>For models:</b>	CCC201, CCC61, CCD201, CCD61, CCM201, CCM61		

### form U



1


<b>Part No.</b>	530715	<b>Ref. No.</b>	56.00.176
<b>description</b>	formed hose L 450mm ID ø 22mm ED ø 29mm for combi-steamer U-shape		
<b>For models:</b>	SCC201, SCC202		



1


<b>Part No.</b>	694323	<b>Ref. No.</b>	44.00.241
<b>description</b>	formed hose ID ø 23mm ED ø 28mm L 480mm combi-steamer for drain		
<b>For models:</b>	CM101, SCC101		

### miscellaneous




1

<b>Part No.</b>	524453	<b>Ref. No.</b>	44.00.210
<b>description</b>	formed hose ext. ø 29 D1 ø 23mm D2 ø 23mm L 340mm white Qty 1		
<b>For models:</b>	CM61, SCC61		



1

<b>Part No.</b>	694324	<b>Ref. No.</b>	2112.1303
<b>description</b>	formed hose ID ø 23mm ED ø 28mm L 480mm for combi-steamer		
<b>For models:</b>	CD101, CD201, CD202, CM101, CPC101		



1


<b>Part No.</b>	699805	<b>Ref. No.</b>	2112.1306 2118.1250
<b>description</b>	formed hose ext. ø 55 ID ø 50mm L 86mm silicone for ventilation		
<b>For models:</b>	CD101, CD61, CM101, CM61, CPC101, CPC61		

### form S




1

<b>Part No.</b>	698610	<b>Ref. No.</b>	54.00.086
<b>description</b>	formed hose ID ø 48mm ED ø 54mm L 100mm for combi-steamer		
<b>For models:</b>	CM101, CM61, SCC101, SCC61		



1

<b>Part No.</b>	694785	<b>Ref. No.</b>	44.00.233
<b>description</b>	formed hose ID ø 23mm ED ø 29mm L 550mm		
<b>For models:</b>	CM201, SCC201		

1

<b>Part No.</b>	530066	<b>Ref. No.</b>	2112.1302
<b>description</b>	formed hose ID ø 24mm ED ø 30mm L 380mm		
<b>For models:</b>	CD61, CM101, CM61, CPC101, CPC61		

producer-specific




1

<b>Part No.</b>	512183	<b>Ref. No.</b>	50.00.070
<b>description</b>	hose connector for hose reel T-shape plastic ø 20/12mm 3/4"		
<b>For models:</b>	CM101, CM102, CM61, CM62, SCC101, SCC102, SCC61, SCC62		

## fittings, hose and pipe connectors


### hose connectors

#### without screw connection



1

<b>Part No.</b>	361683	<b>Ref. No.</b>	2062.0301
<b>description</b>	hose connector plastic hose ø 10-10mm 2-way		
<b>For models:</b>	CC101, CC201, CC6, CCC101, CCC102, CCC201, CCC202, CCC61, CCD101, CCD102, CCD201, CCD202, CCD61, CCM101, CCM102, CCM201, CCM202, CCM61, CD101, CD20, CD201, CM101, CM201, CPC101, CPC102, CPC201, CPC202, CPC61		



1

<b>Part No.</b>	512179	<b>Ref. No.</b>	50.00.071
<b>description</b>	hose connector thread 3/4" L-shape ID ø 20/13mm plastic		
<b>For models:</b>	CM101, CM102, CM61, CM62, SCC101, SCC102, SCC61, SCC62		

## drain systems and wash basins

### drain valve connections




1

<b>Part No.</b>	515165	<b>Ref. No.</b>	8720.1031
<b>description</b>	drain connection set plastic		

### hose connectors

#### plastic




1

<b>Part No.</b>	361100	<b>Ref. No.</b>	2062.0351
<b>description</b>	hose connector plastic straight thread M10x1 hose ø 6mm Qty 1 pcs connection M10x1 hose ø 6mm		
<b>For models:</b>	CPC101, CPC102, CPC201, CPC202, CPC61		

## fastening material


### nuts

#### union nuts



1

<b>Part No.</b>	361102	<b>Ref. No.</b>	2062.0339
<b>description</b>	hose connector plastic angled thread M10x1 hose ø 6mm Qty 1 pcs connection M10x1 hose ø 6mm		



1

<b>Part No.</b>	694940	<b>Ref. No.</b>	2120.1308
<b>description</b>	union nut for door drip tray for combi-steamer CPC-Linie CPC 61/101/201 L 8mm WS 5 thread M3 Qty 2 pcs		



## washers

## spring washers



1

<b>Part No.</b>	696429	<b>Ref. No.</b>	2016.1455
<b>description</b>	spring washer ID $\varnothing$ 20.5mm ED $\varnothing$ 40mm steel Qty 1 pcs		
<b>For models:</b>	CC201, CD20, CD201, CM201		

## consumables


## fuses

## fine fuses




1

<b>Part No.</b>	358677	<b>Ref. No.</b>	30190112
<b>description</b>	fine fuse size $\varnothing$ 5x20mm 4A fast-acting rated 250V Qty 10 pcs		
<b>For models:</b>	CM101, CM102, CM201, CM62, CPC102, CPC201		




1

<b>Part No.</b>	358597	<b>Ref. No.</b>	3019.0400
<b>description</b>	fine fuse size $\varnothing$ 5x20mm 0.5A slow-acting rated 250V Qty 10 pcs		
<b>For models:</b>	CC101, CC201, CC6, CD101, CD20, CD201, CM101, CM201, CM62		



1

<b>Part No.</b>	358603	<b>Ref. No.</b>	3019.0120
<b>description</b>	fine fuse size $\varnothing$ 5x20mm 2A slow-acting rated 250V Qty 10 pcs		
<b>For models:</b>	CC101, CC201, CC6, CM101, CM102, CM201, CM202, CM61, CPC101, CPC102, CPC201, CPC202, CPC61		



1

<b>Part No.</b>	358607	<b>Ref. No.</b>	3019.0200
<b>description</b>	fine fuse size $\varnothing$ 5x20mm 6.3A slow-acting rated 250V Qty 10 pcs		
<b>For models:</b>	CD101, CD20, CD201, CM201		

 $\varnothing$ 5x30mm 500V

1

<b>Part No.</b>	358735	<b>Ref. No.</b>	4001.0218
<b>description</b>	fine fuse size $\varnothing$ 5x30mm 6.3A medium lag rated 500V Qty 10 pcs		
<b>For models:</b>	CCC101, CCC102, CCC201, CCC61, CCD101, CCD102, CCD201, CCD202, CCD61, CCM101, CCM102, CCM201, CCM61		

 $\varnothing$ 6.3x32mm 250V

1

<b>Part No.</b>	358792	<b>Ref. No.</b>	4001.0225
<b>description</b>	fine fuse size $\varnothing$ 6.3x32mm 10A slow-acting rated 250V Qty 10 pcs		
<b>For models:</b>	CD101, CD102, CD201, CD61, CM101, CM102, CM201, CM61, CPC101, CPC102, CPC201, CPC61		



1

<b>Part No.</b>	358791	<b>Ref. No.</b>	4001.0224
<b>description</b>	fine fuse size $\varnothing$ 6.3x32mm 6.3A slow-acting rated 250V Qty 10 pcs		
<b>For models:</b>	CD101, CD102, CD201, CD202, CD61, CM101, CM102, CM201, CM202, CM61, CM62, CPC101, CPC102, CPC201, CPC202, CPC61, SCC101, SCC102, SCC201, SCC202, SCC61, SCC62		

## screw locks

## D0-system (NEOZED)



1


<b>Part No.</b>	358043	<b>Ref. No.</b>	3019.0401
<b>description</b>	fuse size D01 16A rated 250/400V E14 $\varnothing$ 11mm L 36mm Qty 10 pcs		
<b>For models:</b>	CCC202, CCD202, CCM202, CD102, CD201, CD202, CM101, CM102, CM201, CM202, CM61, CPC101, CPC102, CPC201, CPC202, CPC61		





1


<b>Part No.</b>	358044	<b>Ref. No.</b>	3019.0402
<b>description</b>	fuse size D02 25A rated 250/400V E18 $\varnothing$ 15mm L 36mm Qty 10 pcs		
<b>For models:</b>	CD202, CM202, CPC202		




			
1			
<b>Part No.</b>	358045	<b>Ref. No.</b>	3019.0403
<b>description</b>	fuse size D02 35A rated 250/400V E18 ø 15mm L 36mm Qty 10 pcs		
<b>For models:</b>	CD20		

			
1			
<b>Part No.</b>	358046	<b>Ref. No.</b>	3019.0404
<b>description</b>	fuse size D02 50A rated 250/400V E18 ø 15mm L 36mm Qty 10 pcs		
<b>For models:</b>	CCC202, CCD202, CCM202, CD20, CD202, CM202, CPC202		

			
1			
<b>Part No.</b>	358047	<b>Ref. No.</b>	3019.0405
<b>description</b>	fuse size D02 63A rated 250/400V E18 ø 15mm L 36mm Qty 10 pcs		
<b>For models:</b>	CD202, CM202, CPC202, SCC202		

gauge pieces (NEOZED)			
			
1			
<b>Part No.</b>	358064	<b>Ref. No.</b>	4001.1238
<b>description</b>	gauge piece size D02 suitable for 16A		
<b>For models:</b>	CCC202, CCD202, CCM202, CD202, CM202, CPC202		

			
1			
<b>Part No.</b>	358067	<b>Ref. No.</b>	4001.1240
<b>description</b>	gauge piece size D02 suitable for 35A		
<b>For models:</b>	CD20		



**GASTROPARTS.COM**



© 2020 Gastroparts Sp. J. All rights reserved.