



**GASTROPARTS**

# Angelo Po Ovens

**[EN]** Cooking

**[DE]** Kochtechnik

**[ES]** Cocción

**[FR]** Cuisson

**[IT]** Cottura

**[PL]** Obróbka termiczna

**[RU]** Термическая обработка

✉ [gastroparts@gastroparts.com](mailto:gastroparts@gastroparts.com)

☎ tel. +48 56 657 00 66

📘 [fb.com/gastroparts.global](https://fb.com/gastroparts.global)


**GASTROPARTS.COM**








## heating elements

## heater battery



|   |   |                 |         |
|---|---|-----------------|---------|
|  |   |                 |         |
| 1   |   |                 |         |
| <b>Part No.</b>   | 415122  | <b>Ref. No.</b> | 32G1990 |
| <b>description</b>  | heater battery mounting distance 185mm W 40mm H 35mm 2000W 230V temperature restriction 105°C heating circuits 2 connection cable cable length 340mm L 197mm for cross flow fan |                 |         |



## immersion heating elements

## 3 hole flange ø57.5mm


|   |   |                 |  |
|---|---|-----------------|--|
|    |   |                 |  |
| 1   |   |                 |  |
| <b>Part No.</b>   | 415021  | <b>Ref. No.</b> | 32G0400<br>32G0420<br>32G0520<br>32G0920 |
| <b>description</b>  | heating element 6000W 230V mounting ø 57.5mm heating circuits 3 L 343mm W 37mm H 50mm number of thermostat sleeves 1 thermostat sleeves ø 7mm length thermostat sleeves 294mm thermostat sleeve not clinging tube ø 8.5mm hole distance 72mm hole ø 8mm connection M5 3 hole flange |                 |  |
| <b>For models:</b>  | F60P, F60PR, F60T, F80P, F80PR, L100, L45, L60, L80   |                 |  |
| <b>spare parts for</b>  | 415021  |                 |  |
|  | <b>Part No.</b>   | 510409          | <b>Ref. No.</b>                          |
|   |   |                 | 3150430<br>3151960<br>37Q5260            |
|   | O-ring EPDM thickness 5.34mm ID ø 56.52mm Qty 1 pcs   |                 |  |
| <b>accessories for</b>  | 415021  |                 |  |
|  | <b>Part No.</b>   | 550002          | <b>Ref. No.</b>                          |
|   |   |                 | 3113780                                  |
|   | tension strap H 10mm L 21mm W 10mm hole ø 6.5mm for heating element   |                 |  |


## heating elements for convection



|  |  |                 |                 |
|--|--|-----------------|-----------------|
|  |  |                 |                 |
| 1  |  |                 |                 |
| <b>Part No.</b>  | 418102   | <b>Ref. No.</b> | 32G1701         |
| <b>description</b>   | heating element 16400W 230V heating circuits 3 ID ø 441mm ED ø 458mm L 492mm H 143mm L1 34mm W1 104mm H1 128mm H2 115mm flange length 142mm flange width 25mm hole distance 63mm connection M6x1 tube ø 8.5mm convection heating element hole ø 6mm rectangular flange   |                 |                 |
| <b>For models:</b>   | BX101E, BX101E-VERS.122013, FC1011E, FC101E, FCV101E, FCV101EDM, FCV101EDM-UL, FCV101EDS, FCV101EDS-UL, FCV101EUL, FCV141E, FCV141EDM, FCV141EDS, FCV72EDM-UL, FCV72EDS-UL, FCV72E-UL, FM1011E1, FM1011E1-VERS.2006, FM1011E2, FM1011E2-VERS.2006, FM1011E3, FM1011E3-VERS.2006, FM2011E2-VERS.2006, FM2011E3-VERS.2006, FM721E1, FM721E1-VERS.2006, FM721E2, FM721E2-VERS.2006, FM721E3, FM721E3-VERS.2006, FX101E1, FX101E1R, FX101E2, FX101E2C, FX101E2R, FX101E3, FX101E3C, FX101E3R, FX10E2CR, FX10E3CR, FX201E2, FX201E2P, FX201E3, FX201E3P |                 |                 |
| <b>accessories for</b>   | 418102   |                 |                 |
|   | <b>Part No.</b>  | 699165          | <b>Ref. No.</b> |
|  |  |                 | 3332550         |
|  | gasket L 142mm W 25mm D1 ø 6.5mm D2 ø 12mm hole distance 17mm 9 holes graphite thickness 2mm   |                 |                 |


|  |  |                 |                 |
|--|--|-----------------|-----------------|
|  |  |                 |                 |
| 1  |  |                 |                 |
| <b>Part No.</b>  | 418103   | <b>Ref. No.</b> | 32G1711         |
| <b>description</b>   | heating element 24000W 400V heating circuits 3 ID ø 518mm ED ø 535mm L 590mm H 143mm L1 38mm W1 104mm H1 120mm H2 23mm flange length 142mm flange width 25mm hole distance 125mm connection M6 tube ø 8.5mm convection heating element hole ø 6mm rectangular flange |                 |                 |
| <b>For models:</b>   | FC1221E, FC241E, FCV241E, FCV241EDM, FCV241EDS, FCV401EDM, FM1221E1, FM1221E1-VERS.2006, FM1221E2, FM1221E2-VERS.2006, FM1221E3, FM1221E3-VERS.2006, FM2021E1, FM2021E2, FM2021E2-VERS.2006, FM2021E3, FM2021E3-VERS.2006  |                 |                 |
| <b>accessories for</b>   | 418103   |                 |                 |
|   | <b>Part No.</b>  | 699165          | <b>Ref. No.</b> |
|  |  |                 | 3332550         |
|  | gasket L 142mm W 25mm D1 ø 6.5mm D2 ø 12mm hole distance 17mm 9 holes graphite thickness 2mm   |                 |                 |




|  |   |                 |         |
|--|---|-----------------|---------|
|  <p>1</p> |   |                 |         |
| <b>Part No.</b>  | 418099  | <b>Ref. No.</b> | 32G0430 |
| <b>description</b>   | heating element 2800W 230V heating circuits 1 ID $\varnothing$ 217mm ED $\varnothing$ 230mm L 249mm H 72mm L1 11mm W1 68mm H1 11mm H2 41mm flange length 142mm flange width 25mm hole distance 63mm connection male faston 6.3mm connection length 73mm tube $\varnothing$ 6.3mm convection heating element hole $\varnothing$ 6mm rectangular flange |                 |         |
| <b>For models:</b>   | FCV3EM  |                 |         |

|  |  |                 |         |
|--|--|-----------------|---------|
|  <p>1</p> |  |                 |         |
| <b>Part No.</b>  | 418100   | <b>Ref. No.</b> | 32G1940 |
| <b>description</b>   | heating element 4150W 230V heating circuits 3 ID $\varnothing$ 214mm ED $\varnothing$ 226mm L 248mm H 70mm L1 15mm W1 103mm H1 5mm H2 65mm flange length 142mm flange width 25mm hole distance 62mm connection male faston 6.3mm tube $\varnothing$ 6.3mm convection heating element hole $\varnothing$ 6mm rectangular flange |                 |         |
| <b>For models:</b>   | FCV4E, FCV4EDS, FCV4EM, FM423E1, FM423E2   |                 |         |

|  |  |                 |         |
|--|--|-----------------|---------|
|  <p>1</p> |  |                 |         |
| <b>Part No.</b>  | 418101   | <b>Ref. No.</b> | 32G1691 |
| <b>description</b>   | heating element 8700W 230V heating circuits 3 ID $\varnothing$ 317mm ED $\varnothing$ 333mm L 375mm H 100mm L1 42mm W1 105mm H1 82mm H2 18mm flange length 142mm flange width 25mm hole distance 63mm connection M6 connection length 26mm tube $\varnothing$ 8.5mm convection heating element hole $\varnothing$ 6mm rectangular flange |                 |         |
| <b>For models:</b>   | FC611E, FC61E, FCV61E, FCV61EDM, FCV61EDM-UL, FCV61EDS, FCV61EDS-UL, FCV61E-UL, FM611E1, FM611E1-VERS.2006, FM611E2, FM611E2-VERS.2006, FM611E3, FM611E3-VERS.2006   |                 |         |
| <b>accessories for</b>   | 418101   |                 |         |
|  | <b>Part No.</b>  | <b>Ref. No.</b> | 3332550 |
|  |  gasket L 142mm W 25mm D1 $\varnothing$ 6.5mm D2 $\varnothing$ 12mm hole distance 17mm 9 holes graphite thickness 2mm   |                 |         |

|   |   |                 |         |
|---|---|-----------------|---------|
|  <p>1</p> |   |                 |         |
| <b>Part No.</b>   | 415737  | <b>Ref. No.</b> | 32G1280 |
| <b>description</b>  | heating element 2500W 230V heating circuits 1 L 655mm W 120mm L1 30mm L2 625mm W2 90mm flange length 70mm flange width 22mm hole distance 56mm connection length 100mm connection M4 tube $\varnothing$ 6.3mm hole $\varnothing$ 5.5mm W1 30mm rectangular flange convection heating element windings 2 |                 |         |


|   |   |                 |         |
|---|---|-----------------|---------|
|  <p>1</p> |   |                 |         |
| <b>Part No.</b>   | 419222  | <b>Ref. No.</b> | 3115001 |
| <b>description</b>  | heating element 27000/29000W 400/415V L 590mm W 545mm H 140mm heating circuits 3 cable lengthmm   |                 |         |
| <b>For models:</b>  | BX122E, BX122E-VERS.122013, FX122E1, FX122E2, FX122E2C, FX122E2T, FX122E2T-VERS.032014, FX122E3, FX122E3C, FX122E3T, FX122E3T-VERS.022014, FX12E3CT, FX12E3CT-VERS.022014, FX202E2, FX202E2-VERS.032014, FX202E3, FX202E3-VERS.022014 |                 |         |

|  |  |                 |         |
|--|--|-----------------|---------|
|  <p>1</p> |  |                 |         |
| <b>Part No.</b>  | 415736   | <b>Ref. No.</b> | 32G1360 |
| <b>description</b>   | heating element 3500W 230V heating circuits 1 L 655mm W 125mm L1 30mm L2 625mm W2 88mm flange length 70mm flange width 22mm hole distance 56mm connection length 97mm connection M4 tube $\varnothing$ 6.25mm hole $\varnothing$ 5mm W1 30mm rectangular flange convection heating element windings 2 mounting distance 58mm |                 |         |

## energy regulators

### EGO

#### 1-circuit

|   |   |                 |                    |
|---|---|-----------------|--------------------|
|  <p>1</p> |   |                 |                    |
| <b>Part No.</b>   | 380015  | <b>Ref. No.</b> | 32Z0170<br>32Z0171 |
| <b>description</b>  | energy regulator 230V 13A single-circuit turn direction right shaft $\varnothing$ 6x4.6mm shaft L 23mm mounting thread M4 power release 6-100% no. 50.57021.010   |                 |                    |
| <b>For models:</b>  | 06WBR3E, 08WGREV, 090SPE, 0G0SPE, 0G1BR3E, 190GRE, 191BR1E, 191BR2E, 191BR2EA, 1A1BR1E, 1A1BR2E, 1A1BR2EA, 1D1BR1E, 1D1BR2E, 1D1BR2EA, 1G0GRE, 1G1BR3E, 291BR1E, 291BR2E, 291BR2EA, 291PI3E, 2A1BR1E, 2A1BR2E, 2A1BR2EA, 2A1PI3E, 2D1BR1E, 2D1BR2E, 2D1BR2EA, FC1011E, FC1011G, FC1221E, FC1221G, FC611E, FC611G, FMS, FMSX |                 |                    |



## thermostats

## bi-metal thermostats

## bi-metal thermostats



1

|                    |   |                 |         |
|--------------------|---|-----------------|---------|
| <b>Part No.</b>    | 375927  | <b>Ref. No.</b> | 3093940 |
| <b>description</b> | bi-metal thermostat hole distance 23.5mm switch-off temp. 50°C 1NO 10A connection F6.3  |                 |         |
| <b>For models:</b> | 04WPEBV, 08WPEBV, 08WTPEV, 090PEB, 091FR7G, 091PEB, 190PEB, 190TPE, 191PEB, 191TPE, 6BM, 6BR, 6CP, 6FR, 6FTL, 6FTR, 6PC, 6VTR |                 |         |

## control and safety thermostats

## EGO


## control thermostats

## 55.10/19\_series



1

|                    |  |                 |         |
|--------------------|--|-----------------|---------|
| <b>Part No.</b>    | 375631   | <b>Ref. No.</b> | 32Z5820 |
| <b>description</b> | thermostat t.max. 249°C temperature range 55-249°C 1-pole 1NO 16A probe ø 3.1mm probe L 226mm capillary pipe 1270mm capillary pipe isolated 850mm gland nut 3/8"-M8x1 shaft ø 6x4.6mm shaft L 23mm shaft position upper rotation 318°  |                 |         |
| <b>For models:</b> | FC101, FC1011E, FC1011G, FC101E, FC1221E, FC1221G, FC241, FC241E, FC241G, FC61, FC611E, FC611G, FC61E, FCV101, FCV101-CSA, FCV101E, FCV101E-UL, FCV141, FCV141-CSA, FCV141E, FCV241, FCV241E, FCV241E-UL, FCV241G, FCV241G-CSA, FCV3EM, FCV4EM, FCV61, FCV61-CSA, FCV61E, FCV61E-UL, FCV72E-UL |                 |         |




1

|                    |  |                 |         |
|--------------------|--|-----------------|---------|
| <b>Part No.</b>    | 390068   | <b>Ref. No.</b> | 32Z0610 |
| <b>description</b> | thermostat t.max. 280°C temperature range 55-269°C 1-pole 1CO 16A probe ø 3.1mm probe L 219mm capillary pipe 1280mm capillary pipe isolated 1270mm gland nut shaft ø 6x4.6mm shaft L 23mm shaft position upper rotation 318° |                 |         |



1

|                    |   |                 |         |
|--------------------|---|-----------------|---------|
| <b>Part No.</b>    | 375437  | <b>Ref. No.</b> | 32Z0210 |
| <b>description</b> | thermostat t.max. 324°C temperature range 66-324°C 1-pole 1NO 16A probe ø 4mm probe L 124mm capillary pipe 1470mm capillary pipe isolatedmm gland nut shaft ø 6x4.6mm shaft L 23mm shaft position upper rotation 270° |                 |         |



1

|                    |   |                 |                    |
|--------------------|---|-----------------|--------------------|
| <b>Part No.</b>    | 390032  | <b>Ref. No.</b> | 32Z0160<br>32Z5880 |
| <b>description</b> | thermostat t.max. 90°C temperature range 30-90°C 1-pole 1CO 16A probe ø 6mm probe L 130mm capillary pipe 2500mm capillary pipe isolatedmm gland nut M10x1 shaft ø 6x4.6mm shaft L 23mm shaft position upper rotation 270° probe material SS   |                 |                    |
| <b>For models:</b> | FC101, FC1011E, FC1011G, FC101E, FC1221E, FC1221G, FC241, FC241E, FC241G, FC61, FC611E, FC611G, FC61E, FCV101, FCV101-CSA, FCV101E, FCV101E-UL, FCV141, FCV141-CSA, FCV141E, FCV241, FCV241E, FCV241E-UL, FCV241G, FCV3EM, FCV401DM, FCV401EDM, FCV401EDM-UL, FCV4EM, FCV61, FCV61-CSA, FCV61E, FCV61E-UL, FCV72E-UL, L100, L40, L40S, L60, L80 |                 |                    |


## safety thermostats

## 55.32\_series



1


|                    |  |                 |         |
|--------------------|--|-----------------|---------|
| <b>Part No.</b>    | 375220   | <b>Ref. No.</b> | 32Z6790 |
| <b>description</b> | safety thermostat switch-off temp. 330°C 3-pole 20A probe ø 11mm probe L 18.5mm capillary pipe 900mm capillary pipe isolated 900mm gland nut probe screw-in probe probe thread M14x1 |                 |         |
| <b>For models:</b> | FCV4E, FCV4EDS   |                 |         |

**Part No.** 375344      **Ref. No.** 32Z1400

**description** safety thermostat switch-off temp. 360°C 1-pole 0.5A probe ø 4mm probe L 120mm capillary pipe 1500mm capillary pipe isolated 1500mm gland nut probe

**For models:** 031FT04, 031FT06, 070FT04, 070FT05, 071FT04, 071FT06, 08WFT-4GV, 08WFT6GV, 090FT04, 090FT05, 090FT4G, 090FT5G, 091FT04, 091FT06, 0A0FT1G, 0A0FT2G, 0A0FT4G, 0A0FT5G, 0B0FT1G, 0B0FT2G, 0B0FT4G, 0B0FT5G, 0D0FT1G, 0D0FT2G, 0D0FT4G, 0D0FT5G, 0G0FT4G, 0G0FT4G-VERS.032008, 0G0FT5G, 0G0FT5G-VERS.032008, 0G1BR3G, 190FT15G, 190FT42G, 190FT4G, 190FT6G, 1A0FT1G, 1A0FT2G, 1A0FT3G, 1A0FT4G, 1A0FT6G, 1B0FT4G, 1B0FT6G, 1D0FT1G, 1D0FT2G, 1D0FT3G, 1D0FT4G, 1D0FT6G, 1G0FT4G, 1G0FT4G-VERS.032008, 1G0FT6G...(Other models you can see in the webshop)




**Part No.** 375474      **Ref. No.** 3111950  
32Z5511

**description** safety thermostat t.max. 340°C switch-off temp. 340°C 2-pole 1NC/1CO 1x20/1x0.5A probe ø 4mm probe L 120mm capillary pipe 1300mm capillary pipe isolated 900mm gland nut probe

**For models:** FC101, FC1011E, FC1011G, FC101E, FC1221E, FC1221G, FC241, FC241E, FC241G, FC61, FC611E, FC611G, FC61E, FCV101, FCV101DM, FCV101DS, FCV101E, FCV101EDM, FCV101EDS, FCV141, FCV141DM, FCV141DS, FCV141E, FCV141EDM, FCV141EDS, FCV241, FCV241DM, FCV241DS, FCV241E, FCV241EDM, FCV241EDS, FCV241G, FCV241GCSA, FCV241GDM, FCV241GDS, FCV3EM, FCV401DM, FCV401EDM, FCV4EM, FCV61, FCV61DM, FCV61DS, FCV61E, FCV61EDM, FCV61EDS, FM1011E1, FM1011E1-VERS.2006, FM1011E2, FM1011E2-VERS.2006, FM1011E3...

control thermostats with operation switch

51.\_ series




**Part No.** 390069      **Ref. No.** 32Z0500

**description** thermostat t.max. 265°C temperature range 45-265°C 1-pole 1NO 15A probe ø 3mm probe L 219mm capillary pipe 900mm capillary pipe isolatedmm shaft ø 6x4.6mm shaft L 23mm shaft position upper° rotation 270° outer switch 2NO

IMIT / TEMPOMATIC / ARTHERMO

control thermostats





**Part No.** 390006      **Ref. No.** 32V1910  
32Z8840

**description** thermostat t.max. 86°C temperature range 0-86°C 1-pole 1CO 16A probe ø 6.5mm probe L 95mm capillary pipe 1500mm capillary pipe isolatedmm gland nut shaft ø 6x4.6mm shaft L 19mm rotation 270°

**For models:** C207D-VERS.2006, C207S-VERS.2006, C207VD-VERS.2006, C207VS-VERS.2006, C304AD-VERS.2006, C304AS-VERS.2006, C304AVD-VERS.2006, C304AVS-VERS.2006, C304D-VERS.2006, C304S-VERS.2006, C304VD-VERS.2006, C304VS-VERS.2006, C92DVERS.2006, C92S-VERS.2006, C92VD-VERS.2006, C92VS-VERS.2006, CS243D-VERS.2006, CS243S-VERS.2006, CS243VD-VERS.2006, CS243VS-VERS.2006, CS370AD-VERS.2006, CS370AS-VERS.2006, CS370AVD-VERS.2006, CS370AVS-VERS.2006, CS370D-VERS.2006, CS370S-VERS.2006, CS370VD-VERS.2006, CS370VS-VERS.2006, CS466AD-VERS.2006, CS466AS-VERS.2006, CS466AVD-VERS.2006, CS466AVS-VERS.2006, CS466D-VERS.2006, CS466S-VERS.2006, CS466VD-VERS.2006, CS466VS-VERS.2006, LC100, LC100-VERS.2001, LC130, LC130-VERS.2001, LC80, LF50

**accessories for** 390006

|   |  |
|---|--|
|  | <b>Part No.</b> 110100 <b>Ref. No.</b> 36M2830                                   |
|   | knob thermostat t.max. 90°C 0-90°C ø 42mm shaft ø 6x4.6mm shaft flat -135° black |
|  | <b>Part No.</b> 110105 <b>Ref. No.</b> —   |
|   | rosette knob ø 42mm ø 56mm zero mark   |





various

control thermostats with operation switch



|                    |   |                 |                    |
|--------------------|---|-----------------|--------------------|
| <b>Part No.</b>    | 375267  | <b>Ref. No.</b> | 32Z3550<br>32Z3551 |
| <b>description</b> | thermostat t.max. 290°C temperature range 50-290°C 3-pole 3NO probe ø 3mm probe L 219mm capillary pipe 1200mm capillary pipe isolated 1200mm shaft position lower rotation 270° |                 |                    |
| <b>For models:</b> | 1G1FA0E, 1G1FA0EV, 1G1PE1E, 1G1PE1EV, 1G1PE2E, 1G1PE2EV, 2G1FA0E, 2G1PE1E, 2G1PE1EV, 2G1PE2E, 2G1PE2EV, 31GE, 31TCE, 32TCE  |                 |                    |



|   |  |                 |                         |
|---|--|-----------------|-------------------------|
| <b>Part No.</b>   | 375265   | <b>Ref. No.</b> | 32W0030                 |
| <b>description</b>  | thermostat t.max. 300°C temperature range 50-300°C 3-pole 3NO 16A probe ø 6mm probe L 79mm capillary pipe 1740mm capillary pipe isolated 800mm shaft ø 6x4.6mm rotation 270°   |                 |                         |
| <b>spare parts for</b>  | 375265   |                 |                         |
|  | <b>Part No.</b>  | 375038          | <b>Ref. No.</b> 32Z2560 |
|   | thermostat t.max. 300°C temperature range 50-300°C 3-pole 3NO 16A probe ø 6mm probe L 79mm capillary pipe 1740mm capillary pipe isolated 800mm gland nut shaft ø 6x4.6mm shaft L 23mm shaft position upper rotation 270° |                 |                         |
|  | <b>Part No.</b>  | 550059          | <b>Ref. No.</b> —       |
|   | connecting bow short for switch Qty 1 pcs  |                 |                         |

## accessories

gland nut accessories

ducts



|                    |   |                 |         |
|--------------------|---|-----------------|---------|
| <b>Part No.</b>    | 560623                                  | <b>Ref. No.</b> | 3003400 |
| <b>description</b> | gland duct ET M16 IT M10x1 WS 19 L 18mm |                 |         |

## switches and momentary switches

push/momentary push switches

19x13mm



|                    |   |                 |                    |
|--------------------|---|-----------------|--------------------|
| <b>Part No.</b>    | 301054  | <b>Ref. No.</b> | 3062550<br>6300676 |
| <b>description</b> | momentary push switch mounting measurements 19x13mm red 1NO 250V 16A connection male faston 6.3mm ambient temperature max. 105/55°C protection IP65 with cover cap  |                 |                    |
| <b>For models:</b> | 090BM1G, 090FAVA, 090FT1G, 090FT2G, 090FT4G, 090FT5G, 090FT7G, 090GRG, 091CP1G, 190BM2G, 190FAB, 190FT15G, 190FT1G, 190FT2G, 190FT3G, 190FT42G, 190FT4G, 190FT6G, 190FT72G, 190FT7G, 190GRG, 190TPO, 191CP1G, 191CP1GA, 191CP2G, 191FAAG, 191FABG, 191FADG, 191FAG, 191PD1G, 191PD2G, 191PI1G, 191PI1GA, 191PI2G, 191PI2GA, 191TPG, 291FAG, 291FAGF, 291PD3G, 291PI3G, 291TPCG, 391FAG, G1FAGS, G1FAGST |                 |                    |

## microswitches

lever actuated



|                    |   |                 |         |
|--------------------|---|-----------------|---------|
| <b>Part No.</b>    | 345254  | <b>Ref. No.</b> | 32W1320 |
| <b>description</b> | microswitch with lever 250V 16A 1CO connection male faston 6.3mm ambient temperature max. 120°C mounting distance 22mm actuating force: 60g lever length 58mm |                 |         |




|                    |   |                 |         |
|--------------------|---|-----------------|---------|
| <b>Part No.</b>    | 345257  | <b>Ref. No.</b> | 32W4240 |
| <b>description</b> | microswitch with lever 250V 16A 1CO connection male faston 6.3mm L 29mm L1 33mm ambient temperature max. 120°C mounting distance 22mm actuating force: 130g lever length 31.5mm |                 |         |





|                    |  |                 |         |
|--------------------|--|-----------------|---------|
| <b>Part No.</b>    | 346907   | <b>Ref. No.</b> | 32W0020 |
| <b>description</b> | microswitch with lever 250V 16A 1CO connection male faston ambient temperature max. 85°C |                 |         |








| pin-plunger actuated   |  |                 |         |
|--|--|-----------------|---------|
| M12  |  |                 |         |
|  <p>1</p> |  |                 |         |
| <b>Part No.</b>  | 345679   | <b>Ref. No.</b> | 32W0960 |
| <b>description</b>   | microswitch with plunger mounting distance 25mm thread M12x1 thread L 9mm 250V 5A 1CO connection male faston 6.3mm stroke 5mm ambient temperature max. 125°C type MF12 actuating force: 680g |                 |         |
| <b>For models:</b>   | 31RE, 71AR   |                 |         |


| non-standard   |                                    |                 |                    |
|--|------------------------------------|-----------------|--------------------|
|  <p>1</p> |                                    |                 |                    |
| <b>Part No.</b>  | 346183                             | <b>Ref. No.</b> | 33Q5620<br>6300496 |
| <b>description</b>   | microswitch connection male faston |                 |                    |

| accessories   |   |                 |         |
|---|---|-----------------|---------|
|  <p>1</p> |   |                 |         |
| <b>Part No.</b>   | 691143  | <b>Ref. No.</b> | 36D8360 |
| <b>description</b>  | bolt for microswitch  |                 |         |
| <b>For models:</b>  | FC101, FC101E, FC241, FC61, FC61E, FCV101, FCV101-CSA, FCV101DM, FCV101DM-CSA, FCV101DS, FCV101DS-CSA, FCV101E, FCV101EDM, FCV101EDM-UL, FCV101EDS, FCV101EDS-UL, FCV101EUL, FCV141, FCV141-CSA, FCV141DM, FCV141DM-CSA, FCV141DS, FCV141DS-CSA, FCV141E, FCV141EDM, FCV141EDS, FCV241, FCV241DM, FCV241DS, FCV401DM, FCV401DM-CSA, FCV401EDM, FCV401EDM-UL, FCV61, FCV61-CSA, FCV61DM, FCV61DM-CSA, FCV61DS, FCV61DS-CSA, FCV61E, FCV61EDM, FCV61EDM-UL, FCV61EDS, FCV61EDS-UL, FCV61E-UL, FCV72EDM-UL, FCV72EDS-UL, FCV72E-UL |                 |         |

|  |   |                 |                    |
|--|---|-----------------|--------------------|
|  <p>1</p> |   |                 |                    |
| <b>Part No.</b>  | 691139  | <b>Ref. No.</b> | 33Q4120<br>33Q5610 |
| <b>description</b>   | connecting piece for microswitch  |                 |                    |
| <b>For models:</b>   | FC101, FC101E, FC241E, FC241G, FC61, FC61E, FCV101, FCV101-CSA, FCV101DM, FCV101DM-CSA, FCV101DS, FCV101DS-CSA, FCV101E, FCV101EDM, FCV101EDM-UL, FCV101EDS, FCV101EDS-UL, FCV101EUL, FCV141, FCV141-CSA, FCV141DM, FCV141DS, FCV141DS-CSA, FCV141E, FCV141EDM, FCV141EDS, FCV241E, FCV241EDM, FCV241EDM-UL, FCV241EDS, FCV241EDS-UL, FCV241E-UL, FCV241G, FCV241G-CSA, FCV241GDM, FCV241GDM-CSA, FCV241GDS, FCV241GDS-CSA, FCV401DM, FCV401DM-CSA, FCV401EDM, FCV401EDM-UL, FCV61, FCV61-CSA, FCV61DM, FCV61DM-CSA, FCV61DS, FCV61DS-CSA, FCV61E, FCV61EDM...(Other models you can see in the webshop) |                 |                    |

|  |   |                 |         |
|--|---|-----------------|---------|
|  <p>1</p> |   |                 |         |
| <b>Part No.</b>  | 691138  | <b>Ref. No.</b> | 35Q2360 |
| <b>description</b>   | housing for microswitch   |                 |         |
| <b>For models:</b>   | FC101, FC101E, FC241, FC241E, FC241G, FC61, FC61E, FCV101, FCV101-CSA, FCV101DM, FCV101DM-CSA, FCV101DS, FCV101DSCSA, FCV101E, FCV101EDM, FCV101EDM-UL, FCV101EDS, FCV101EDS-UL, FCV101E-UL, FCV141, FCV141-CSA, FCV141DM, FCV141DM-CSA, FCV141DS, FCV141DS-CSA, FCV141E, FCV141EDM, FCV141EDS, FCV241, FCV241DM, FCV241DS, FCV241E, FCV241EDM, FCV241EDM-UL, FCV241EDS, FCV241EDS-UL, FCV241E-UL, FCV241G, FCV241GDM, FCV241GDM-CSA, FCV241GDS, FCV241GDS-CSA, FCV401DM, FCV401DM-CSA, FCV401EDM, FCV401EDM-UL, FCV61, FCV61-CSA, FCV61DM, FCV61DM-CSA...(Other models you can see in the webshop) |                 |         |

|  |   |                 |                    |
|--|---|-----------------|--------------------|
|  <p>1</p> |   |                 |                    |
| <b>Part No.</b>  | 691142  | <b>Ref. No.</b> | 36G6040<br>36G6041 |
| <b>description</b>   | pin for microswitch   |                 |                    |
| <b>For models:</b>   | FC101, FC101E, FC241, FC241E, FC241G, FC61, FC61E, FCV101, FCV101-CSA, FCV101DM, FCV101DM-CSA, FCV101DS, FCV101DSCSA, FCV101E, FCV101EDM, FCV101EDM-UL, FCV101EDS, FCV101EDS-UL, FCV101E-UL, FCV141, FCV141-CSA, FCV141DM, FCV141DM-CSA, FCV141DS, FCV141DS-CSA, FCV141E, FCV141EDM, FCV141EDS, FCV241, FCV241DM, FCV241DS, FCV241E, FCV241EDM, FCV241EDM-UL, FCV241EDS, FCV241EDS-UL, FCV241E-UL, FCV241G, FCV241G-CSA, FCV241GDM, FCV241GDM-CSA, FCV241GDS, FCV241GDS-CSA, FCV401DM, FCV401DM-CSA, FCV401EDM, FCV401EDM-UL, FCV61, FCV61-CSA, FCV61DM...(Other models you can see in the webshop) |                 |                    |

|  |  |                 |         |
|--|--|-----------------|---------|
|  <p>1</p> |  |                 |         |
| <b>Part No.</b>  | 691141   | <b>Ref. No.</b> | 36G7140 |
| <b>description</b>   | spring for microswitch   |                 |         |
| <b>For models:</b>   | 1A1BR1E, 1A1BR1G, 1A1BR1GA, 1A1BR2E, 1A1BR2EA, 1A1BR2G, 1A1BR2GA, 1D1BR1E, 1D1BR1G, 1D1BR1GA, 1D1BR2E, 1D1BR2EA, 1D1BR2G, 1D1BR2GA, 2A1BR1G, 2A1BR1GA, 2A1BR2G, 2A1BR2GA, 2D1BR1G, 2D1BR1GA, 2D1BR2G, 2D1BR2GA, FC101, FC101E, FC241, FC241E, FC241G, FC61, FC61E, FCV101, FCV101-CSA, FCV101DM, FCV101DM-CSA, FCV101DS, FCV101DS-CSA, FCV101E, FCV101EDM, FCV101EDM-UL, FCV101EDS, FCV101EDS-UL, FCV101E-UL, FCV141, FCV141-CSA, FCV141DM, FCV141DM-CSA, FCV141DS, FCV141DSCSA, FCV141E, FCV141EDM, FCV141EDS...(Other models you can see in the webshop) |                 |         |



## float switches



1

|                    |  |                 |         |
|--------------------|--|-----------------|---------|
| <b>Part No.</b>    | 403292   | <b>Ref. No.</b> | 6300787 |
| <b>description</b> | float switch 1NO $\varnothing$ 12mm mounting $\varnothing$ 8mm 24V 0.2A plug cable length 880mm 1-pole   |                 |         |
| <b>For models:</b> | FX101E3, FX101E3C, FX101E3C-VERS.022014, FX101E3R, FX101E3RVERS.022014, FX101E3-VERS.022014, FX101G3, FX101G3C, FX101G3C-VERS.022014, FX101G3R, FX101G3R-VERS.022014, FX101G3-VERS.022014, FX10E3CR, FX10E3CR-VERS.022014, FX10G3CR, FX10G3CR-VERS.022014, FX122E3, FX122E3C, FX122E3T, FX122E3T-VERS.022014, FX122G3, FX122G3C, FX122G3T, FX122G3TVERS.022014, FX12E3CT, FX12E3CT-VERS.022014, FX12G3CT, FX12G3CT-VERS.022014, FX201E3, FX201E3P, FX201E3P-VERS.022014, FX201E3-VERS.022014, FX201G3P, FX201G3-VERS.022014, FX202E3, FX202E3-230V-3-50Hz-60Hz, FX202E3-230V-3-50Hz-60Hz-VERS.022014, FX202E3-VERS.022014, FX202G3, FX202G3-VERS.022014, FX61E3, FX61E3C, FX61E3CR, FX61E3CR-VERS.022014, FX61E3C-VERS.022014, FX61E3R, FX61E3R-VERS.022014, FX61E3-VERS.022014, FX61G3, FX61G3C...(Other models you can see in the webshop) |                 |         |

## cam switches

## on/off



1

|                    |   |                 |         |
|--------------------|---|-----------------|---------|
| <b>Part No.</b>    | 301115  | <b>Ref. No.</b> | 3168540 |
| <b>description</b> | cam switch 2 operating positions 2NO sequence 0-1 16A shaft $\varnothing$ 6x4.6mm shaft L 23mm connection male faston 6.3mm |                 |         |
| <b>For models:</b> | 091FR11, 091FR11-VERS.032012, 191FR21, 191FR21-VERS.032012, 6043840, 6043970  |                 |         |



1

|                    |   |                 |         |
|--------------------|---|-----------------|---------|
| <b>Part No.</b>    | 300088  | <b>Ref. No.</b> | 32W3830 |
| <b>description</b> | cam switch 2 operating positions 4NO sequence 0-1 16A shaft $\varnothing$ 6x4.6mm shaft L 23mm connection male faston 6.3mm ceramic   |                 |         |
| <b>For models:</b> | 0M0BR1E, 0M0FR1E, 0M0FT1E, 0M0FT2E, 0M0FT4E, 0M0FT5E, 0M0GR1E, 0M0GR2E, 1M0FR2E, 1M0FT1E, 1M0FT2E, 1M0FT3E, 1M0FT4E, 1M0FT5E, 1M0FT6E, 2M0FT1E, 2M0FT2E, 2M0FT3E, 2M0FT4E, 2M0FT5E, 2M0FT6E |                 |         |

## 7-position




1

|                    |   |                 |         |
|--------------------|---|-----------------|---------|
| <b>Part No.</b>    | 300106  | <b>Ref. No.</b> | 32W2920 |
| <b>description</b> | cam switch 7 operating positions 1NO/2CO sequence 0-1-2-3-4-5-6 32A shaft $\varnothing$ 6x4.6mm shaft L 23mm connection screw 7-position shaft flat upper |                 |         |
| <b>For models:</b> | 60SME   |                 |         |


## 3 operating positions



1

|   |   |                 |                   |
|---|---|-----------------|-------------------|
| <b>Part No.</b>   | 345171  | <b>Ref. No.</b> | 3041660           |
| <b>description</b>  | cam switch 3 operating positions 3NO sequence 0-1-2 16A shaft $\varnothing$ 6x4.6mm shaft L 26mm connection male faston 6.3mm ceramic |                 |                   |
| <b>For models:</b>  | FC1011E, FC1011G, FC1221E, FC1221G, FC611E, FC611G  |                 |                   |
| <b>accessories for</b>  | 345171  |                 |                   |
|  | <b>Part No.</b>   | 112340          | <b>Ref. No.</b> — |
|   | knob switch zero mark t.max.°C temperature range°C $\varnothing$ 40mm shaft $\varnothing$ 6x4.6mm shaft flat left black               |                 |                   |

## 4 operating positions



1

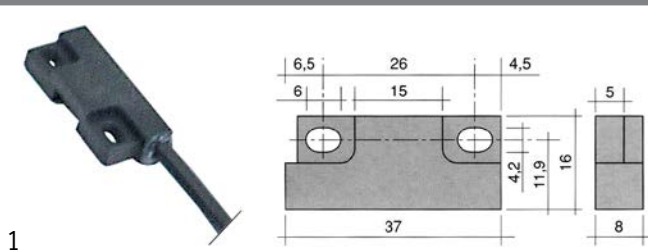
|                    |   |                 |         |
|--------------------|---|-----------------|---------|
| <b>Part No.</b>    | 300010  | <b>Ref. No.</b> | 32Z0540 |
| <b>description</b> | cam switch 4 operating positions 2NO/2CO sequence 0-1-2-3 16A shaft $\varnothing$ 6x4.6mm shaft L 23mm connection male faston 6.3mm ceramic |                 |         |





magnetic switches


37x16mm



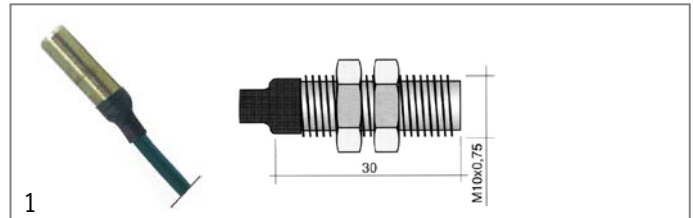
|                        |   |                 |                    |
|------------------------|---|-----------------|--------------------|
| <b>Part No.</b>        | 345600  | <b>Ref. No.</b> | 32V5740<br>32W2160 |
| <b>description</b>     | magnetic switch L 37mm W 16mm 1NO 250V 0.2A P max. 50W connection cable cable length 960mm  |                 |                    |
| <b>For models:</b>     | BX101E, BX101E-VERS.122013, BX101G, BX101G-VERS.122013, BX122E, BX122E-VERS.122013, BX122G, BX122G-VERS.122013, BX61E, BX61E-VERS.122013, BX61G, BX61G-VERS.122013, BX82E, BX82E-VERS.122013, BX82G, BX82G-VERS.122013, FM1011E1, FM1011E1-VERS.2006, FM1011E2, FM1011E2-VERS.2006, FM1011E3, FM1011E3-VERS.2006, FM1011G1, FM1011G1-VERS.2006, FM1011G2, FM1011G2-VERS.2006, FM1011G3, FM1011G3-VERS.2006, FM1221E1, FM1221E1-VERS.2006, FM1221E2, FM1221E2-VERS.2006, FM1221E3, FM1221E3-VERS.2006, FM1221G1, FM1221G1-VERS.2006, FM1221G2, FM1221G2-VERS.2006, FM1221G3, FM1221G3-VERS.2006, FM2011E2-VERS.2006, FM2011E3-VERS.2006, FM2011G2-VERS.2006, FM2011G3-VERS.2006, FM2021E1, FM2021E2, FM2021E2-VERS.2006, FM2021E3, FM2021E3-VERS.2006, FM2021G1... (Other models you can see in the webshop) |                 |                    |
| <b>accessories for</b> | 345600  |                 |                    |

|                    |  |                 |                               |
|--------------------|--|-----------------|-------------------------------|
| <b>Part No.</b>    | 519049   | <b>Ref. No.</b> | 3023650<br>32W0870<br>32W1680 |
| <b>description</b> | magnet ømm L 63mm H 10.7mm W 18.8mm hole distance 52mm M2 hole ø 2mm |                 |                               |

M10x0.75



|                    |  |                 |                    |
|--------------------|--|-----------------|--------------------|
| <b>Part No.</b>    | 348024   | <b>Ref. No.</b> | 32W1890<br>32W3460 |
| <b>description</b> | magnetic switch 1NO 250V 1A P max. 10W connection Faston 6.3mm cable length 2000mm |                 |                    |



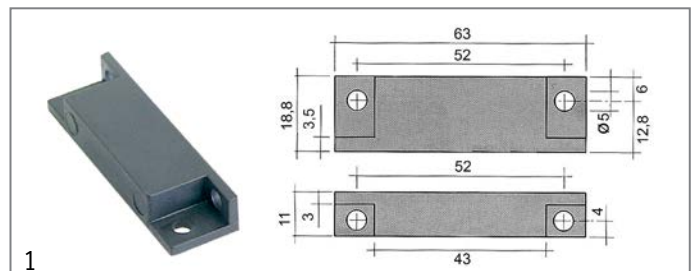
|                        |  |                 |                               |
|------------------------|--|-----------------|-------------------------------|
| <b>Part No.</b>        | 345632   | <b>Ref. No.</b> | 32W3200<br>32W3240<br>32Z8650 |
| <b>description</b>     | magnetic switch thread M10x0.75 1NO 250V 0.5A P max. 50W connection cable cable length 2000mm type 102   |                 |                               |
| <b>For models:</b>     | C165D, C165S, C165VD, C165VS, C207D, C207D-VERS.2006, C207S, C207S-VERS.2006, C207VD, C207VD-VERS.2006, C207VS, C207VSVERS.2006, C304AD, C304AD-VERS.2006, C304AS, C304AS-VERS.2006, C304AVD, C304AVD-VERS.2006, C304AVS, C304AVS-VERS.2006, C304D, C304D-VERS.2006, C304S, C304S-VERS.2006, C304VD, C304VD-VERS.2006, C304VS, C304VS-VERS.2006, C92D-VERS.2006, C92S-VERS.2006, C92VD-VERS.2006, C92VS-VERS.2006, CS243D, CS243D-VERS.2006, CS243S, CS243S-VERS.2006, CS243VD, CS243VD-VERS.2006, CS243VS, CS243VS-VERS.2006, CS370AD, CS370AD-VERS.2006, CS370AS, CS370AS-VERS.2006, CS370AVD, CS370AVD-VERS.2006, CS370AVS, CS370AVS-VERS.2006, CS370D, CS370D-VERS.2006... (Other models you can see in the webshop) |                 |                               |
| <b>accessories for</b> | 345632   |                 |                               |
| <b>Part No.</b>        | 100779   | <b>Ref. No.</b> | —                             |
| <b>description</b>     | nut thread M10x0.75 H 3mm WS 14 SS Qty 2 pcs   |                 |                               |

accessories

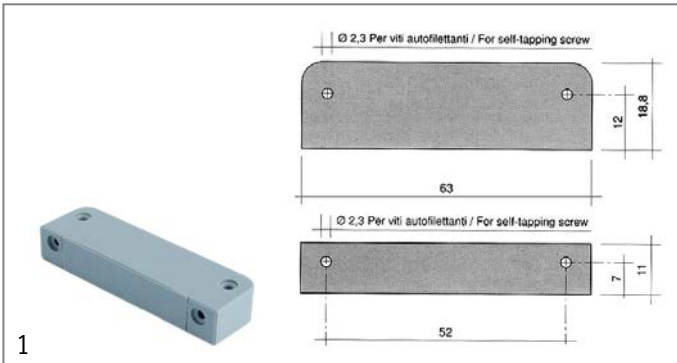
magnets



|                    |   |                 |                    |
|--------------------|---|-----------------|--------------------|
| <b>Part No.</b>    | 691178  | <b>Ref. No.</b> | 3008810<br>3112370 |
| <b>description</b> | magnet ø 22mm Lmm H 7mm Wmm ED ø 22mm M5  |                 |                    |
| <b>For models:</b> | FC1011E, FC1011G, FC1221E, FC1221G, FC611E, FC611G, FM1011E1, FM1011E1-VERS.2006, FM1011E2, FM1011E2-VERS.2006, FM1011E3, FM1011E3-VERS.2006, FM1011G1, FM1011G1-VERS.2006, FM1011G2, FM1011G2-VERS.2006, FM1011G3, FM1011G3-VERS.2006, FM1221E1, FM1221E1-VERS.2006, FM1221E2, FM1221E2-VERS.2006, FM1221E3, FM1221E3-VERS.2006, FM1221G1, FM1221G1-VERS.2006, FM1221G2, FM1221G2-VERS.2006, FM1221G3, FM1221G3-VERS.2006, FM2011E2-VERS.2006, FM2011E3-VERS.2006, FM2011G2-VERS.2006, FM2011G3-VERS.2006, FM2021E1, FM2021E2, FM2021E2-VERS.2006, FM2021E3, FM2021E3-VERS.2006, FM2021G1, FM2021G2, FM2021G2-VERS.2006, FM2021G3, FM2021G3-VERS.2006, FM611E1, FM611E1-VERS.2006, FM611E2, FM611E2-VERS.2006, FM611E3, FM611E3-VERS.2006... (Other models you can see in the webshop) |                 |                    |



|                    |   |                 |         |
|--------------------|---|-----------------|---------|
| <b>Part No.</b>    | 345336  | <b>Ref. No.</b> | 3210010 |
| <b>description</b> | magnet ø 4.8mm L 63mm H 11mm W 18.8mm hole distance 51mm M4 |                 |         |



|                        |  |                 |                               |
|------------------------|--|-----------------|-------------------------------|
| <b>Part No.</b>        | 519049   | <b>Ref. No.</b> | 3023650<br>32W0870<br>32W1680 |
| <b>description</b>     | magnet ømm L 63mm H 10.7mm W 18.8mm hole distance 52mm M2 hole ø 2mm   |                 |                               |
| <b>For models:</b>     | C165D, C165S, C165VD, C165VS, C207D, C207D-VERS.2006, C207S, C207S-VERS.2006, C207VD, C207VD-VERS.2006, C207VS, C207VS-VERS.2006, C304AD, C304AD-VERS.2006, C304AS, C304AS-VERS.2006, C304AVD, C304AVD-VERS.2006, C304AVS, C304AVS-VERS.2006, C304D, C304D-VERS.2006, C304S, C304S-VERS.2006, C304VD, C304VD-VERS.2006, C304VS, C304VS-VERS.2006, C92D-VERS.2006, C92S-VERS.2006, C92VD-VERS.2006, C92VS-VERS.2006, CS243D, CS243D-VERS.2006, CS243S, CS243S-VERS.2006, CS243VD, CS243VD-VERS.2006, CS243VS, CS243VS-VERS.2006, CS370AD, CS370AD-VERS.2006, CS370AS, CS370AS-VERS.2006, CS370AVD, CS370AVD-VERS.2006, CS370AVS, CS370AVS-VERS.2006, CS370D, CS370D-VERS.2006...(Other models you can see in the webshop) |                 |                               |
| <b>accessories for</b> | 519049   |                 |                               |
|                        | <b>Part No.</b>  | 560095          | <b>Ref. No.</b> —             |
|                        | sheet metal screws ø 2.9mm L 9.5mm SS Qty 20 pcs DIN 7981/ISO 7049 head ø 5.6mm oval head  |                 |                               |

## encoders and potentiometers

|                    |  |        |                 |         |
|--------------------|--|--------|-----------------|---------|
|                    | <b>Part No.</b>  | 402322 | <b>Ref. No.</b> | 3051070 |
| <b>description</b> | encoder  |        |                 |         |
| <b>For models:</b> | BX101E, BX101G, BX122E, BX122G, BX61E, BX61G, BX82E, BX82G, FM1011E1-VERS.2006, FM1011E2-VERS.2006, FM1011E3-VERS.2006, FM1011G1-VERS.2006, FM1011G2-VERS.2006, FM1011G3-VERS.2006, FM1221E1-VERS.2006, FM1221E2-VERS.2006, FM1221E3-VERS.2006, FM1221G1-VERS.2006, FM1221G2-VERS.2006, FM1221G3-VERS.2006, FM2011E2-VERS.2006, FM2011E3-VERS.2006, FM2011G2-VERS.2006, FM2011G3-VERS.2006, FM2021E2-VERS.2006, FM2021E3-VERS.2006, FM2021G2-VERS.2006, FM2021G3-VERS.2006, FM423E1, FM423E2, FM611E1-VERS.2006, FM611E2-VERS.2006, FM611E3-VERS.2006, FM611G1-VERS.2006, FM611G2-VERS.2006, FM611G3-VERS.2006, FM721E1-VERS.2006, FM721E2-VERS.2006, FM721E3-VERS.2006, FM721G1-VERS.2006, FM721G2-VERS.2006, FM721G3-VERS.2006 |        |                 |         |

|                    |   |        |                 |         |
|--------------------|---|--------|-----------------|---------|
|                    | <b>Part No.</b>   | 300230 | <b>Ref. No.</b> | 32V5580 |
| <b>description</b> | potentiometer   |        |                 |         |
| <b>For models:</b> | FM1011E1, FM1011E2, FM1011E3, FM1011G1, FM1011G2, FM1011G3, FM1221E1, FM1221E2, FM1221E3, FM1221G1, FM1221G2, FM1221G3, FM2021E1, FM2021E2, FM2021E3, FM2021G1, FM2021G2, FM2021G3, FM611E1, FM611E2, FM611E3, FM611G1, FM611G2, FM611G3, FM721E1, FM721E2, FM721E3, FM721G1, FM721G2, FM721G3, FS611 |        |                 |         |

## lamps

### indicator lights

indicator lamps for socket type SRZ / SDK / SDY / SFK

|                    |  |        |                 |         |
|--------------------|--|--------|-----------------|---------|
|                    | <b>Part No.</b>  | 359130 | <b>Ref. No.</b> | 32W4220 |
| <b>description</b> | indicator lamp 230V clear connection male faston 6.3mm ø 8mm |        |                 |         |

### indicator lights (complete)

|                    |  |        |                 |         |
|--------------------|--|--------|-----------------|---------|
| ø 6mm              |  |        |                 |         |
|                    | <b>Part No.</b>  | 359004 | <b>Ref. No.</b> | 32W0101 |
| <b>description</b> | indicator light ø 6mm 230V green cable length 400mm temp.-resist. 106°C  |        |                 |         |
| <b>For models:</b> | FC101, FC1011E, FC1011G, FC101E, FC1221E, FC1221G, FC241, FC241E, FC241G, FC61, FC611E, FC611G, FC61E, FMS, FMSX |        |                 |         |


|                    |   |        |                 |         |
|--------------------|---|--------|-----------------|---------|
|                    | <b>Part No.</b>   | 359009 | <b>Ref. No.</b> | 32W0450 |
| <b>description</b> | indicator light ø 6mm 230V red cable length 400mm with series resistor                                |        |                 |         |
| <b>For models:</b> | FC101, FC1011E, FC1011G, FC101E, FC1221E, FC1221G, FC241, FC241E, FC241G, FC61, FC611E, FC611G, FC61E |        |                 |         |


|                    |  |        |                 |         |
|--------------------|--|--------|-----------------|---------|
|                    | <b>Part No.</b>  | 359005 | <b>Ref. No.</b> | 32W2250 |
| <b>description</b> | indicator light ø 6mm 230V yellow cable length 400mm   |        |                 |         |
| <b>For models:</b> | FC101, FC1011E, FC1011G, FC101E, FC1221E, FC1221G, FC241, FC241E, FC241G, FC61, FC611E, FC611G, FC61E, FMS, FMSX |        |                 |         |


ø10mm  
with screw socket

|                    |   |        |                 |                               |
|--------------------|---|--------|-----------------|-------------------------------|
|                    | <b>Part No.</b>   | 359378 | <b>Ref. No.</b> | 3106710<br>32W1330<br>32W1331 |
| <b>description</b> | indicator light ø 10mm 230V green connection male faston 6.3mm socket screw base  |        |                 |                               |
| <b>For models:</b> | O30BME, O30E, O30EBM, O30FE, O30FE1, O30FE1B, O30FTE, O30FTER, O31BME, O31E, O31EBM, O31FTE, O31FTER, O31FTERL, O4WB MEV, O4WCP1EM, O4WFR3ED, O4WPE4V, O4WWT3RV, O6WBR3E, O6WCP1GM, O6WFR3GD, O6WFT1EV, O6WFT2EV, O6WFT3EV, O6WFT4EV, O6WFT6EV, O6WFT7EV, O70BME, O70E, O70FTE, O70FTER, O71BME, O71E, O71FTE, O71FTER, O71FTERL, O8WCP1GM, O8WFA4E, O8WFAAE, O8WFR4ED, O8WFT1EV, O8WFT2EV, O8WFT3EV, O8WFT4EV, O8WFT6EV, O8WFT7EV, O8WGREV, O8WPE4V, O90BM1E...(Other models you can see in the webshop) |        |                 |                               |




|   |  |                 |         |
|---|--|-----------------|---------|
| 1  |  |                 |         |
| <b>Part No.</b>   | 359380   | <b>Ref. No.</b> | 32W1340 |
| <b>description</b>  | indicator light ø 10mm 230V red connection male faston 6.3mm socket screw base |                 |         |

|   |  |                 |                               |
|---|--|-----------------|-------------------------------|
| 1  |  |                 |                               |
| <b>Part No.</b>   | 346883   | <b>Ref. No.</b> | 3106730<br>32W1551<br>6300651 |
| <b>description</b>  | indicator light ø 10mm 230V yellow connection male faston 6.3mm  |                 |                               |
| <b>For models:</b>  | 031FTE04, 031FTE06, 070FTE04, 070FTE05, 071FTE04, 071FTE06, 090FTE04, 090FTE05, 091FTE04, 091FTE06, 0A0FT1E, 0A0FT2E, 0A0FT4E, 0A0FT5E, 0D0FT1E, 0D0FT2E, 0D0FT4E, 0D0FT5E, 0G0FT1E, 0G0FT2E, 0G0FT4E, 0G0FT5E, 0G0FT7E, 10WTPGE, 12WFAAA, 190BM2E, 1A0BME, 1A0FT1E, 1A0FT2E, 1A0FT3E, 1A0FT4E, 1A0FT6E, 1A1PE4E, 1A1PEFTE, 1A1FBE, 1D0BME, 1D0FT1E, 1D0FT2E, 1D0FT3E, 1D0FT4E, 1D0FT6E, 1D1PE4E, 1D1FBE, 1G0FT1E, 1G0FT2E, 1G0FT3E, 1G0FT4E, 1G0FT7E, 1G1FA0E, 1G1FA0EV...(Other models you can see in the webshop) |                 |                               |

|  |   |                 |         |
|--|---|-----------------|---------|
| 1  |   |                 |         |
| <b>Part No.</b>  | 359614  | <b>Ref. No.</b> | 32W2350 |
| <b>description</b>   | light bulb t.max. 300°C socket E27 230V 40W ø 45mm L 71mm lens L 44mm Qty 1 pcs |                 |         |

halogen lamp

for socket G4 / G6.35 / G9


|  |  |                 |         |
|--|--|-----------------|---------|
| 1  |  |                 |         |
| <b>Part No.</b>  | 357193   | <b>Ref. No.</b> | 3030661 |
| <b>description</b>   | halogen lamp socket G4 12V 20W temp.-resist. 300°C OSRAM HALOSTAR OVEN |                 |         |


screw-on/push-on fit

light bulbs

for ovens

|  |  |                 |         |
|--|--|-----------------|---------|
| 1  |  |                 |         |
| <b>Part No.</b>  | 359610   | <b>Ref. No.</b> | 32W0780 |
| <b>description</b>   | light bulb t.max. 300°C socket E14 15W 230V ø 22mm L 47mm lens L 20mm for oven lamp type Philips |                 |         |





|  |   |                 |                    |
|--|---|-----------------|--------------------|
| 1  |   |                 |                    |
| <b>Part No.</b>  | 359599  | <b>Ref. No.</b> | 3019710<br>3030660 |
| <b>description</b>   | halogen lamp socket G4 12V 20W temp.-resist. 500°C  |                 |                    |
| <b>For models:</b>   | BX101E, BX101E-VERS.122013, BX101G, BX101G-VERS.122013, BX122E, BX122E-VERS.122013, BX122G, BX122G-VERS.122013, BX61E, BX61E-VERS.122013, BX61G, BX61G-VERS.122013, BX82E, BX82E-VERS.122013, BX82G, BX82G-VERS.122013, FM1011E1, FM1011E2, FM1011E3, FM1011G1, FM1011G2, FM1011G3, FM1221E1, FM1221E2, FM1221E3, FM1221G1, FM1221G2, FM1221G3, FM611E2, FM611E3, FM611G1, FM611G2, FM611G3, FM721E1, FM721E2, FM721E3, FM721G1, FM721G2, FM721G3, FPZ14E, FPZ16E, FPZ24E, FPZ26E, FPZ26E35E, FPZ26E, FPZ4G, FPZ6G, FX101E1, FX101E1R, FX101E2, FX101E2C... (Other models you can see in the webshop) |                 |                    |

|   |  |                 |         |
|---|--|-----------------|---------|
| 1  |  |                 |         |
| <b>Part No.</b>   | 359612   | <b>Ref. No.</b> | 32W0210 |
| <b>description</b>  | light bulb t.max. 300°C socket E14 25W 230V ø 25mm L 56mm lens L 30mm for oven lamp type Philips   |                 |         |
| <b>For models:</b>  | FC101, FC1011E, FC1011G, FC101E, FC1221E, FC1221G, FC241, FC241E, FC241G, FC61, FC611E, FC611G, FC61E, FCV101, FCV101-CSA, FCV101DM, FCV101DM-CSA, FCV101DS, FCV101DS-CSA, FCV101E, FCV101EDM, FCV101EDM-UL, FCV101EDS, FCV101EDS-UL, FCV101E-UL, FCV141, FCV141-CSA, FCV141DM, FCV141DM-CSA, FCV141DS, FCV141DS-CSA, FCV141E, FCV141EDM, FCV141EDS, FCV241, FCV241DM, FCV241DS, FCV241E, FCV241EDM, FCV241EDMUL, FCV241EDS, FCV241EDS-UL, FCV241E-UL, FCV241G, FCV241GCSA, FCV241GDM, FCV241GDM-CSA, FCV241GDS, FCV241GDS-CSA, FCV3EM...(Other models you can see in the webshop) |                 |         |






oven lamps


universal oven lamps



mounting diameter 35.5mm


|  |  |   |                    |
|--|--|---|--------------------|
| 1  |  |   |                    |
| <b>Part No.</b>  | 357162   | <b>Ref. No.</b>   | 3008760            |
| <b>description</b>   | oven lamp mounting ø 35.5mm 12V 20W socket G4 temp.-resist. 300°C connection cable 450mm hard glas |   |                    |
| <b>spare parts for</b>   | 357162   |   |                    |
|     | <b>Part No.</b>  | 359599  | <b>Ref. No.</b>    |
|  |  |   | 3019710<br>3030660 |
|  | <b>description</b>   | halogen lamp socket G4 12V 20W temp.-resist. 500°C                |                    |
|     | <b>Part No.</b>  | 359762  | <b>Ref. No.</b>    |
|  |  |   | —                  |
|  | <b>description</b>   | lamp socket socket G4 mounting ø 35.5mm connection cable 450mm    |                    |
|     | <b>Part No.</b>  | 359942  | <b>Ref. No.</b>    |
|  |  |   | —                  |
|  | <b>description</b>   | oven lamp glass thr.ø 33.5mm ø 41mm hard glas temp.-resist. 350°C |                    |




|   |  |                 |                         |
|---|--|-----------------|-------------------------|
|    |  |                 |                         |
| 1   |  |                 |                         |
| <b>Part No.</b>   | 359701   | <b>Ref. No.</b> | 32W0746<br>32W2561      |
| <b>description</b>  | lamp socket socket E14 220-230V mounting ø 35.5mm connection male faston 6.3mm 15W   |                 |                         |
| <b>For models:</b>  | FC101, FC101E, FC241, FC241E, FC241G, FC61, FC61E, FCV101, FCV101-CSA, FCV101DM, FCV101DM-CSA, FCV101DS, FCV101DSCSA, FCV101E, FCV101EDM, FCV101EDM-UL, FCV101EDS, FCV101EDS-UL, FCV101E-UL, FCV141, FCV141-CSA, FCV141DM, FCV141DM-CSA, FCV141DS, FCV141DS-CSA, FCV141E, FCV141EDM, FCV141EDS, FCV241, FCV241DM, FCV241DS, FCV241E, FCV241EDM, FCV241EDM-UL, FCV241EDS, FCV241E-UL, FCV241G, FCV241GDM, FCV241GDM-CSA, FCV241GDS, FCV241GDS-CSA, FCV401DM, FCV401DM-CSA, FCV401EDM, FCV401EDM-UL, FCV61, FCV61-CSA, FCV61DM, FCV61DM-CSA, FCV61DS...(Other models you can see in the webshop) |                 |                         |
| <b>accessories for</b>  | 359701   |                 |                         |
|    | <b>Part No.</b>  | 359705          | <b>Ref. No.</b> 32W3080 |
|   | oven lamp glass thr.ø 33.5mm ø 52mm hard glas temp.-resist. 350°C  |                 |                         |
|    | <b>Part No.</b>  | 359709          | <b>Ref. No.</b> —       |
|   | oven lamp glass thr.ø 33.5mm ø 42mm hard glas temp.-resist. 350°C  |                 |                         |
|    | <b>Part No.</b>  | 359721          | <b>Ref. No.</b> —       |
|   | gasket silicone ED ø 48mm ID ø 39.5mm thickness 5mm Qty 1 pcs  |                 |                         |
|  | <b>Part No.</b>  | 359942          | <b>Ref. No.</b> —       |
|   | oven lamp glass thr.ø 33.5mm ø 41mm hard glas temp.-resist. 350°C  |                 |                         |

|   |  |                 |         |
|---|--|-----------------|---------|
|  |  |                 |         |
| 1   |  |                 |         |
| <b>Part No.</b>   | 359033   | <b>Ref. No.</b> | 3019730 |
| <b>description</b>  | oven lamp glass thr.ø 33.5mm H 36mm ø 41mm hard glas temp.-resist. 350°C |                 |         |
| <b>For models:</b>  | FPZ14E, FPZ16E, FPZ24E, FPZ2635E, FPZ26E, FPZ4G, FPZ6G                   |                 |         |

|   |   |                 |                   |
|---|---|-----------------|-------------------|
|  |   |                 |                   |
| 1   |   |                 |                   |
| <b>Part No.</b>   | 359661  | <b>Ref. No.</b> | 32X3080           |
| <b>description</b>  | oven lamp glass thread 32.1 ø 58mm hard glas temp.-resist. 350°C      |                 |                   |
| <b>accessories for</b>  | 359661  |                 |                   |
|  | <b>Part No.</b>   | 359700          | <b>Ref. No.</b> — |
|   | gasket for pizza oven fibre glass ID ø 32.5mm ED ø 55mm thickness 5mm |                 |                   |


|  |   |                 |         |
|--|---|-----------------|---------|
| 55x70mm  |   |                 |         |
|  |   |                 |         |
| 1  |   |                 |         |
| <b>Part No.</b>  | 358147  | <b>Ref. No.</b> | 3036970 |
| <b>description</b>   | gasket L 75mm W 65mm thickness 1mm for oven lamp  |                 |         |
| <b>For models:</b>   | FC1011E, FC1011G, FC1221E, FC1221G, FC611E, FC611G, FCV3EM, FCV4E, FCV4EDS, FCV4EM, FM1011E1, FM1011E1-VERS.2006, FM1011E2, FM1011E2-VERS.2006, FM1011E3, FM1011E3-VERS.2006, FM1011G1, FM1011G1-VERS.2006, FM1011G2, FM1011G2-VERS.2006, FM1011G3, FM1011G3-VERS.2006, FM1221E1, FM1221E1-VERS.2006, FM1221E2, FM1221E2-VERS.2006, FM1221E3, FM1221E3-VERS.2006, FM1221G1, FM1221G1-VERS.2006, FM1221G2, FM1221G2-VERS.2006, FM1221G3, FM1221G3-VERS.2006, FM2011E2-VERS.2006, FM2011E3-VERS.2006, FM2011G2-VERS.2006, FM2011G3-VERS.2006, FM2021E1, FM2021E2, FM2021E2-VERS.2006, FM2021E3-VERS.2006, FM2021G1, FM2021G2, FM2021G2-VERS.2006, FM2021G3, FM2021G3-VERS.2006, FM423E1, FM423E2, FM611E1...(Other models you can see in the webshop) |                 |         |

|  |   |                 |                    |
|--|---|-----------------|--------------------|
|  |   |                 |                    |
| 1  |   |                 |                    |
| <b>Part No.</b>  | 359299  | <b>Ref. No.</b> | 37Q4100<br>37Q4106 |
| <b>description</b>   | gasket L 91mm W 77mm hole ø 3mm for oven lamp |                 |                    |
| <b>For models:</b>   | FCV3EM, FCV4E, FCV4EDS, FCV4EM                |                 |                    |


|  |  |                 |                    |
|--|--|-----------------|--------------------|
|  |  |                 |                    |
| 1  |  |                 |                    |
| <b>Part No.</b>  | 359296                                 | <b>Ref. No.</b> | 37M9910<br>37M9911 |
| <b>description</b>   | lamp glass L 74mm W 58mm thickness 3mm |                 |                    |
| <b>For models:</b>   | FCV3EM, FCV4E, FCV4EDS, FCV4EM         |                 |                    |






## producer-specific oven lamps


## ANGELO PO


|  |   |                 |         |
|--|---|-----------------|---------|
|  |   |                 |         |
| 1  |   |                 |         |
| <b>Part No.</b>  | 359339  | <b>Ref. No.</b> | 37Q7840 |
| <b>description</b>   | gasket ID ø 65mm ED ø 80mm thickness 1mm  |                 |         |
| <b>For models:</b>   | FC101, FC101E, FC241, FC241E, FC241G, FC61, FC61E, FCV101, FCV101-CSA, FCV101DM, FCV101DM-CSA, FCV101DS, FCV101DSCSA, FCV101E, FCV101EDM, FCV101EDM-UL, FCV101EDS, FCV101EDS-UL, FCV101E-UL, FCV141, FCV141-CSA, FCV141DM, FCV141DM-CSA, FCV141DS, FCV141DS-CSA, FCV141E, FCV141EDM, FCV141EDS, FCV241, FCV241DM, FCV241DS, FCV241E, FCV241EDM, FCV241EDM-UL, FCV241EDS, FCV241EDS-UL, FCV241E-UL, FCV241G, FCV241G-CSA, FCV241GDM, FCV241GDM-CSA, FCV241GDS, FCV241GDS-CSA, FCV401DM, FCV401DM-CSA, FCV401EDM, FCV401EDM-UL, FCV4E, FCV4EDS, FCV61...(Other models you can see in the webshop) |                 |         |




|   |   |                 |                    |
|---|---|-----------------|--------------------|
|  |   |                 |                    |
| 1   |   |                 |                    |
| <b>Part No.</b>   | 359340  | <b>Ref. No.</b> | 3036650<br>37M6210 |
| <b>description</b>  | glass panel round ø 78mm thickness 3mm  |                 |                    |
| <b>For models:</b>  | 031FT04, 031FT06, 070FT04, 070FT05, 071FT04, 071FT06, 090FT04, 090FT05, 091FT04, 091FT06, 0A0FT1G, 0A0FT2G, 0A0FT4G, 0A0FT5G, 0D0FT1G, 0D0FT2G, 0D0FT4G, 0D0FT5G, 1A0FT1G, 1A0FT2G, 1A0FT3G, 1A0FT4G, 1A0FT6G, 1D0FT1G, 1D0FT2G, 1D0FT3G, 1D0FT4G, 1D0FT6G, FC101, FC101E, FC241, FC241E, FC241G, FC61, FC61E, FCV101, FCV101-CSA, FCV101DM, FCV101DM-CSA, FCV101DS, FCV101DS-CSA, FCV101E, FCV101EDM, FCV101EDM-UL, FCV101EDS, FCV101EDS-UL, FCV101E-UL, FCV141, FCV141-CSA, FCV141DM... (Other models you can see in the webshop) |                 |                    |

|   |   |                 |                    |
|---|---|-----------------|--------------------|
|    |   |                 |                    |
| 1   |   |                 |                    |
| <b>Part No.</b>   | 359701  | <b>Ref. No.</b> | 32W0746<br>32W2561 |
| <b>description</b>  | lamp socket socket E14 220-230V mounting ø 35.5mm connection male faston 6.3mm 15W  |                 |                    |
| <b>For models:</b>  | FC101, FC101E, FC241, FC241E, FC241G, FC61, FC61E, FCV101, FCV101-CSA, FCV101DM, FCV101DM-CSA, FCV101DS, FCV101DSCSA, FCV101E, FCV101EDM, FCV101EDM-UL, FCV101EDS, FCV101EDS-UL, FCV101E-UL, FCV141, FCV141-CSA, FCV141DM, FCV141DM-CSA, FCV141DS, FCV141DS-CSA, FCV141E, FCV141EDM, FCV141EDS, FCV241, FCV241DM, FCV241DS, FCV241E, FCV241EDM, FCV241EDM-UL, FCV241EDS, FCV241E-UL, FCV241G, FCV241GDM, FCV241GDM-CSA, FCV241GDS, FCV241GDS-CSA, FCV401DM, FCV401DM-CSA, FCV401EDM, FCV401EDM-UL, FCV61, FCV61-CSA, FCV61DM, FCV61DM-CSA, FCV61DS... (Other models you can see in the webshop) |                 |                    |
| <b>accessories for</b>  | 359701  |                 |                    |
|   | <b>Part No.</b>   | <b>Ref. No.</b> | 32W3080            |
|  | 359705  |                 |                    |
| oven lamp glass thr.ø 33.5mm ø 52mm hard glas temp.-resist. 350°C                   |   |                 |                    |
|  | 359709  |                 | —                  |
| oven lamp glass thr.ø 33.5mm ø 42mm hard glas temp.-resist. 350°C                   |   |                 |                    |
|  | 359721  |                 | —                  |
| gasket silicone ED ø 48mm ID ø 39.5mm thickness 5mm Qty 1 pcs                       |   |                 |                    |
|  | 359942  |                 | —                  |
| oven lamp glass thr.ø 33.5mm ø 41mm hard glas temp.-resist. 350°C                   |   |                 |                    |


|  |   |                 |                               |
|--|---|-----------------|-------------------------------|
|  |   |                 |                               |
| 1  |   |                 |                               |
| <b>Part No.</b>  | 357179  | <b>Ref. No.</b> | 3159800<br>3278370<br>35E3360 |
| <b>description</b>   | frame for oven lamp L 97mm W 97mm thickness 6mm mounting distance 78mm ø 55mm   |                 |                               |
| <b>For models:</b>   | BX101E, BX101E-VERS.122013, BX101G, BX101G-VERS.122013, BX122E, BX122E-VERS.122013, BX122G, BX122G-VERS.122013, BX61E, BX61E-VERS.122013, BX61G, BX61G-VERS.122013, BX82E, BX82E-VERS.122013, BX82G, BX82G-VERS.122013, FC1011E, FC1011G, FC1221E, FC1221G, FC611E, FC611G, FCV3EM, FCV4E, FCV4EDS, FCV4EM, FM1011E1, FM1011E1-VERS.2006, FM1011E2, FM1011E2-VERS.2006, FM1011E3, FM1011E3-VERS.2006, FM1011G1, FM1011G1-VERS.2006, FM1011G2, FM1011G2-VERS.2006, FM1011G3, FM1011G3-VERS.2006, FM1221E1, FM1221E1-VERS.2006, FM1221E2, FM1221E2-VERS.2006, FM1221E3, FM1221E3-VERS.2006, FM1221G1, FM1221G1-VERS.2006, FM1221G2, FM1221G2-VERS.2006, FM1221G3, FM1221G3-VERS.2006... (Other models you can see in the webshop) |                 |                               |

|  |   |                 |         |
|--|---|-----------------|---------|
|  |   |                 |         |
| 1  |   |                 |         |
| <b>Part No.</b>  | 551336  | <b>Ref. No.</b> | 36E3170 |
| <b>description</b>   | gasket for lamp L 92mm W 92mm thickness 2.3mm |                 |         |

|   |   |                 |  |
|---|---|-----------------|--|
|  |   |                 |  |
| 1   |   |                 |  |
| <b>Part No.</b>   | 357180  | <b>Ref. No.</b> | 3036960<br>3036961<br>3036962<br>3036963 |
| <b>description</b>  | lamp glass L 73.6mm W 64mm thickness 4mm  |                 |  |
| <b>For models:</b>  | BX101E, BX101E-VERS.122013, BX101G, BX101G-VERS.122013, BX122E, BX122E-VERS.122013, BX122G, BX122G-VERS.122013, BX61E, BX61E-VERS.122013, BX61G, BX61G-VERS.122013, BX82E, BX82E-VERS.122013, BX82G, BX82G-VERS.122013, FC1011E, FC1011G, FC1221E, FC1221G, FC611E, FC611G, FCV3EM, FCV4E, FCV4EDS, FCV4EM, FM1011E1, FM1011E1-VERS.2006, FM1011E2, FM1011E2-VERS.2006, FM1011E3, FM1011E3-VERS.2006, FM1011G1, FM1011G1-VERS.2006, FM1011G2, FM1011G2-VERS.2006, FM1011G3, FM1011G3-VERS.2006, FM1221E1, FM1221E1-VERS.2006, FM1221E2, FM1221E2-VERS.2006, FM1221E3, FM1221E3-VERS.2006, FM1221G1, FM1221G1-VERS.2006, FM1221G2, FM1221G2-VERS.2006, FM1221G3, FM1221G3-VERS.2006... (Other models you can see in the webshop) |                 |  |

lamps

light bulbs

|   |  |                 |         |
|---|--|-----------------|---------|
|  |  |                 |         |
| 1   |  |                 |         |
| <b>Part No.</b>   | 359610   | <b>Ref. No.</b> | 32W0780 |
| <b>description</b>  | light bulb t.max. 300°C socket E14 15W 230V ø 22mm L 47mm lens L 20mm for oven lamp type Philips |                 |         |





1

|                    |  |                 |         |
|--------------------|--|-----------------|---------|
| <b>Part No.</b>    | 359612   | <b>Ref. No.</b> | 32W0210 |
| <b>description</b> | light bulb t.max. 300°C socket E14 25W 230V ø 25mm L 56mm lens L 30mm for oven lamp type Philips   |                 |         |
| <b>For models:</b> | FC101, FC1011E, FC1011G, FC101E, FC1221E, FC1221G, FC241, FC241E, FC241G, FC61, FC611E, FC611G, FC61E, FCV101, FCV101-CSA, FCV101DM, FCV101DM-CSA, FCV101DS, FCV101DS-CSA, FCV101E, FCV101EDM, FCV101EDM-UL, FCV101EDS, FCV101EDS-UL, FCV101E-UL, FCV141, FCV141-CSA, FCV141DM, FCV141DM-CSA, FCV141DS, FCV141DS-CSA, FCV141E, FCV141EDM, FCV141EDS, FCV241, FCV241DM, FCV241DS, FCV241E, FCV241EDM, FCV241EDMUL, FCV241EDS, FCV241EDS-UL, FCV241E-UL, FCV241G, FCV241GCSA, FCV241GDM, FCV241GDM-CSA, FCV241GDS, FCV241GDS-CSA, FCV3EM...(Other models you can see in the webshop) |                 |         |



1

|                    |   |                 |         |
|--------------------|---|-----------------|---------|
| <b>Part No.</b>    | 359614  | <b>Ref. No.</b> | 32W2350 |
| <b>description</b> | light bulb t.max. 300°C socket E27 230V 40W ø 45mm L 71mm lens L 44mm Qty 1 pcs |                 |         |

## halogen lamps

for socket G4 / G6.35 / G9



1

|                    |  |                 |         |
|--------------------|--|-----------------|---------|
| <b>Part No.</b>    | 357193   | <b>Ref. No.</b> | 3030661 |
| <b>description</b> | halogen lamp socket G4 12V 20W temp.-resist. 300°C OSRAM HALOSTAR OVEN |                 |         |



1

|                    |   |                 |                    |
|--------------------|---|-----------------|--------------------|
| <b>Part No.</b>    | 359599  | <b>Ref. No.</b> | 3019710<br>3030660 |
| <b>description</b> | halogen lamp socket G4 12V 20W temp.-resist. 500°C  |                 |                    |
| <b>For models:</b> | BX101E, BX101E-VERS.122013, BX101G, BX101G-VERS.122013, BX122E, BX122E-VERS.122013, BX122G, BX122G-VERS.122013, BX61E, BX61E-VERS.122013, BX61G, BX61G-VERS.122013, BX82E, BX82E-VERS.122013, BX82G, BX82G-VERS.122013, FM1011E1, FM1011E2, FM1011E3, FM1011G1, FM1011G2, FM1011G3, FM1221E1, FM1221E2, FM1221E3, FM1221G1, FM1221G2, FM1221G3, FM611E2, FM611E3, FM611G1, FM611G2, FM611G3, FM721E1, FM721E2, FM721E3, FM721G1, FM721G2, FM721G3, FPZ14E, FPZ16E, FPZ24E, FPZ2635E, FPZ26E, FPZ4G, FPZ6G, FX101E1, FX101E1R, FX101E2, FX101E2C...(Other models you can see in the webshop) |                 |                    |

## timers

## programme timers





1

|                    |  |                 |         |
|--------------------|--|-----------------|---------|
| <b>Part No.</b>    | 360381   | <b>Ref. No.</b> | 32Z5840 |
| <b>description</b> | timer CDC engines 1 chambers 2 operation time 2h 230V shaft ø 6x4.6mm shaft L 19mm manuf. no. 4900/32Z5840 |                 |         |

## mechanical timers



1

|   |   |                 |                    |
|---|---|-----------------|--------------------|
| <b>Part No.</b>   | 350003  | <b>Ref. No.</b> | 32Z0420<br>32Z2200 |
| <b>description</b>  | timer M2 with bell 2-pole operation time 120min impulse mechanical 2NO at 250V 16A permanent position no shaft ø 6x4.6mm shaft 6x4.6mm shaft L 23mm mounting distance 28mm connection lateral |                 |                    |
| <b>For models:</b>  | FC101, FC1011E, FC1011G, FC101E, FC1221E, FC1221G, FC241, FC241E, FC241G, FC61, FC611E, FC611G, FC61E   |                 |                    |
| <b>accessories for</b>  | 350003  |                 |                    |
|  | <b>Part No.</b>   | 110366          | <b>Ref. No.</b> —  |
|   | knob switch zero mark t.max.°C ø 44mm shaft ø 6x4.6mm shaft flat upper black  |                 |                    |
|  | <b>Part No.</b>   | 111199          | <b>Ref. No.</b> —  |
|   | dial plate graduation 120min permanent position no rotation 0-330° ø 60mm timers knob ø 45mm  |                 |                    |

## alarm devices

## alarm units



1

|                    |  |                 |         |
|--------------------|--|-----------------|---------|
| <b>Part No.</b>    | 350056   | <b>Ref. No.</b> | 32Z5860 |
| <b>description</b> | alarm device 220-240VAC ømm H 25mm wall-mounted version mounting distancemm 83dB protection IPx0       |                 |         |
| <b>For models:</b> | FCV101, FCV101E, FCV141, FCV141E, FCV241, FCV241E, FCV241G, FCV241G-CSA, FCV3EM, FCV4EM, FCV61, FCV61E |                 |         |





contactors

GENERAL ELECTRIC (AEG)

power contactors



1

|                    |  |                 |  |
|--------------------|--|-----------------|--|
| <b>Part No.</b>    | 380262   | <b>Ref. No.</b> | 3100910<br>32V7170<br>32Z2080<br>32Z2083 |
| <b>description</b> | power contactor resistive load 32A 230VAC (AC3/400V) 17A/7.5kW main contacts 3NO auxiliary contacts 1NC connection screw connection type AEG LS7K01A type GE CL02A 301 H 85mm  |                 |  |
| <b>For models:</b> | 030FE, 030FE1, 030FE1B, 04WFR3ED, 08WFR4ED, 091FE28, 091FE28B, 091FR3E, 091FR3ED, 0A1FR3E, 0A1FR3ED, 0D1FR3E, 0D1FR3ED, 0G0FR3E, 0G0FR3ED, 191FR4E, 191FR4ED, 1A1FR4E, 1A1FR4ED, 1D1FR4E, 1D1FR4ED, 1G0FR4E, 1G1BR1E, 30FES, 30FES2, 30FES2B, 31RE, 6043840, 6043970, 70FES, 70FES2, 70FES2B, 71AR, 71ARE, 91AR, FC101, FC101E, FC241E, FC241G, FC61, FC611E, FC61E, FCV101, FCV101DM, FCV101DS, FCV101E, FCV101EDM, FCV101EDS, FCV141, FCV141DM...(Other models you can see in the webshop) |                 |  |

LOVATO

power contactors



1

|                    |   |                 |                    |
|--------------------|---|-----------------|--------------------|
| <b>Part No.</b>    | 380711  | <b>Ref. No.</b> | 32Z3512<br>32Z4471 |
| <b>description</b> | power contactor resistive load 20A 230VAC (AC3/400V) 9A/4kW main contacts 3NO auxiliary contacts 1NC connection male faston type 11BGF0901A230  |                 |                    |
| <b>For models:</b> | 070FTE, 070FTE, 071BME, 071FTE, 071FTE, 071FTE, 071FTE, 090FTE, 090FTE, 091BME, 091FTE, 091FTE, 091FTE, 71ARE, 91ARE, FC1011E, FC1221E, FC241E, FCV141E, FCV141EDM, FCV141EDS, FCV241E, FCV241EDM, FCV241EDS, FCV401EDM, FCV61E, FM1011E1, FM1011E1-VERS.2006, FM1011E2, FM1011E2-VERS.2006, FM1011E3, FM1011E3-VERS.2006, FM1221E1, FM1221E1-VERS.2006, FM1221E2, FM1221E2-VERS.2006, FM1221E3, FM1221E3-VERS.2006, FM2011E2-VERS.2006, FM2011E3-VERS.2006, FM2021E1, FM2021E2, FM2021E2-VERS.2006, FM2021E3, FM2021E3-VERS.2006, FM611E3, FM721E1, FM721E1-VERS.2006, FM721E2, FM721E2-VERS.2006, FM721E3...(Other models you can see in the webshop) |                 |                    |

|                    |  |                 |         |
|--------------------|--|-----------------|---------|
|                    |  |                 |         |
| 1                  |  |                 |         |
| <b>Part No.</b>    | 380704   | <b>Ref. No.</b> | 32V6550 |
| <b>description</b> | power contactor resistive load 20A 230VAC (AC3/400V) 9A/4kW main contacts 3NO auxiliary contacts 1NC connection screw connection type 11BG0901A230   |                 |         |
| <b>For models:</b> | 08WGREV, 190GRE, 191BR2EA, 1A1BR2EA, 1D1BR2EA, 1G0GRE, 291BR1GA, 291BR2EA, 291BR2GA, 2A1BR1GA, 2A1BR2EA, 2A1BR2GA, 2D1BR1GA, 2D1BR2GA, FC1011E, FC1011G, FC1221E, FC1221G, FC611E, FC611G, FCV3EM, FM1011E3, FM1011E3-VERS.2006, FM1011G3, FM1011G3-VERS.2006, FM1221E3, FM1221E3-VERS.2006, FM1221G3, FM1221G3-VERS.2006, FM2021E3, FM2021G3, FM423E1, FM423E2, FM611E3, FM611E3-VERS.2006, FM611G3, FM611G3-VERS.2006, FM721E3, FM721E3-VERS.2006, FM721G3, FM721G3-VERS.2006, FX101E3, FX101E3C, FX101E3C-VERS.022014, FX101E3R, FX101E3R-VERS.022014, FX101E3-VERS.022014, FX101G3, FX101G3C, FX101G3C-VERS.022014...(Other models you can see in the webshop) |                 |         |

|                        |  |                 |         |
|------------------------|--|-----------------|---------|
|                        |  |                 |         |
| 1                      |  |                 |         |
| <b>Part No.</b>        | 380705   | <b>Ref. No.</b> | 32V1880 |
| <b>description</b>     | power contactor resistive load 20A 230VAC (AC3/400V) 9A/4kW main contacts 3NO auxiliary contacts 1NO connection screw connection type 11BG0910A230 |                 |         |
| <b>accessories for</b> | 380705   |                 |         |
|                        |  | <b>Part No.</b> | 380057  |
|                        |  | <b>Ref. No.</b> | —       |
|                        | auxiliary contact contacts 1NO/1NC AC1 10A for contactors BG series connection screw type BGX1011  |                 |         |

|                    |   |                 |                    |
|--------------------|---|-----------------|--------------------|
|                    |   |                 |                    |
| 1                  |   |                 |                    |
| <b>Part No.</b>    | 380083  | <b>Ref. No.</b> | 3100940<br>32V5290 |
| <b>description</b> | power contactor resistive load 25A 230VAC (AC3/400V) 9A/4.2kW main contacts 3NO auxiliary contacts 1NC connection screw connection type BF0901A230  |                 |                    |
| <b>For models:</b> | 04WBMEV, 06WFT1EV, 06WFT2EV, 06WFT3EV, 06WFT4EV, 06WFT6EV, 06WFT7EV, 08WFT1EV, 08WFT2EV, 08WFT3EV, 08WFT4EV, 08WFT6EV, 08WFT7EV, 091FT1E, 091FT2E, 091FT4E, 091FT5E, 091FT7E, 0G1CP1EC, 0G1FT2E, 0G1FT4E, 0G1FT5E, 0G1FT7E, 191FT1E, 191FT2E, 191FT3E, 191FT4E, 191FT6E, 191FT7E, 1G1FT2E, 1G1FT4E, 1G1FT5E, 1G1FT6E, 1G1FT7E, BX101E, BX101E-VERS.122013, BX101G, BX101G-VERS.122013, BX122E, BX122E-VERS.122013, BX122G, BX122G-VERS.122013, BX61E, BX61E-VERS.122013, BX61G, BX61G-VERS.122013, BX82E, BX82E-VERS.122013, BX82G, BX82G-VERS.122013...(Other models you can see in the webshop) |                 |                    |

1 electric components



## MOELLER/EATON

## power contactors



1

|                    |  |                 |         |
|--------------------|--|-----------------|---------|
| <b>Part No.</b>    | 380171   | <b>Ref. No.</b> | 32Z4840 |
| <b>description</b> | power contactor resistive load 20A 230VAC (AC3/400V) 9A/4kW main contacts 3NO auxiliary contacts 1NO connection screw connection type DILEM 10 |                 |         |
| <b>For models:</b> | LCV, P10, P102, P10M, P20, P202, P5, Q3, Q3M, Q5, Q52, Q5M, Q8, Q82, TV1, TV1M, TV2L   |                 |         |

## SIEMENS

## power contactors



1

|                    |  |                 |         |
|--------------------|--|-----------------|---------|
| <b>Part No.</b>    | 380646   | <b>Ref. No.</b> | 32Z9250 |
| <b>description</b> | power contactor resistive load 40A 230VAC (AC3/400V) 17A/7.5kW main contacts 3NO auxiliary contacts connection screw connection type 3RT10-25-1AL20  |                 |         |
| <b>For models:</b> | ART1L7, ART1L7A, ART1L7M, ART1LD, ART1LD7, ART1LD7A, ART1LD7M, ART1LDA, ART2LD, ART2SD, ART3SD, B1101S, B151H, B151M, BF101L, BF101S, BF51H, BF51M, D12Q1M, D12Q2, D12Q2M, DS51, DS51A, DS51C, DS51M, FS611, GR135BT, GR140TN4, GR65BT, GR65TN4, IA101L, IA101S, IA51, IA51A, IA51C, IA51M, IA72S, IS101L, IS101LW, IS101S, IS101SR, IS101SW, IS102S, IS102SR-0NR01, IS102SW, IS51, IS51A, IS51AR, IS51C, IS51CR...(Other models you can see in the webshop) |                 |         |

## relays

## power relays

## with bracket mounting



1

|                    |  |                 |                               |
|--------------------|--|-----------------|-------------------------------|
| <b>Part No.</b>    | 380139   | <b>Ref. No.</b> | 32V2950<br>32V7100<br>32Z2000 |
| <b>description</b> | power relays FINDER 230VAC 16A 2CO connection F6.3 bracket mounting dimensions 68x38.2x35.8mm manuf. no. 62.82.8.230.0000  |                 |                               |
| <b>For models:</b> | F60P, F60PR, F60T, F80P, F80PR, KD100, KD100A, KD100PSD, KD37, KD40, KD85, KD85A, KD85PS, KD85PSA, KN35, KN37, KN37PS, KN40, KN40PS, KN40PSD, KN50, KN50M, KN50MPS, KN50PS, KN50PSD, KN50PSDD, KN80, KN80PS, L100, L40, L40S, L45, L60, L80, LC100, LC100-VERS.2001, LC130, LC130-VERS.2001, LC80, LP151 |                 |                               |



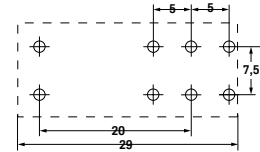
1

|                    |  |                 |         |
|--------------------|--|-----------------|---------|
| <b>Part No.</b>    | 380185   | <b>Ref. No.</b> | 32V3720 |
| <b>description</b> | power relays Italiana Relè 230VAC 30A 1NO connection F6.3 bracket mounting dimensions 36.5x32.2x51.8mm manuf. no. A10-230AC-FA |                 |         |

## plug-in/print relays




1



|                        |  |                 |                   |
|------------------------|--|-----------------|-------------------|
| <b>Part No.</b>        | 380333   | <b>Ref. No.</b> | 32V6630           |
| <b>description</b>     | print relay 230VAC 2CO at 250V 8A connection pins raster size 5mm FINDER manuf. no. 40.52.8.230.0000 95.65/95.75                                     |                 |                   |
| <b>For models:</b>     | 191BR2EA, FM1221G1, FM1221G2, FM1221G3, FM2011G2-VERS.2006, FM2011G3-VERS.2006, FM2021G1, FM2021G2, FM2021G2-VERS.2006, FM2021G3, FM2021G3-VERS.2006 |                 |                   |
| <b>accessories for</b> | 380333   |                 |                   |
|                        | <b>Part No.</b>  | 380340          | <b>Ref. No.</b> — |
|                        | relay socket dimensions 62x36x15mm 250V voltage AC 10A Italiana Relè manuf. no. ZMEM/5   |                 |                   |
|                        | <b>Part No.</b>  | 380505          | <b>Ref. No.</b> — |
|                        | relay socket 2CO 40.52 dimensions 81.9x15.5x75mm 250V voltage AC 10A FINDER manuf. no. 95.95.3   |                 |                   |

Table continues overleaf



|   |   |        |          |   |
|---|---|--------|----------|---|
| accessories for   | 380333  |        |          |   |
|  | Part No.  | 381181 | Ref. No. | — |
|   | relay socket 2-pole 40.51/40.52/40.61 connection screw clamp dimensions 15.8x78.6mm 250V voltage AC 10A FINDER manuf. no. 95.75 |        |          |   |

## transformers

### open transformers

#### with plug connection



1

|                    |   |                 |         |
|--------------------|---|-----------------|---------|
| <b>Part No.</b>    | 400956  | <b>Ref. No.</b> | 32V5770 |
| <b>description</b> | transformer primary 230VAC secondary 12VAC 20VA connection male faston 6.3mm 50/60Hz type T602012/E temperature restriction 150°C ambient temperature max. 80°C   |                 |         |
| <b>For models:</b> | B1101S, B151H, B151M, BF101L, BF101S, BF51H, BF51M, BX101E, BX101E-VERS.122013, BX101G, BX101G-VERS.122013, BX61E, BX61E-VERS.122013, BX61G, BX61G-VERS.122013, BX82E, BX82E-VERS.122013, BX82G, BX82G-VERS.122013, FM1011E1, FM1011E1-VERS.2006, FM1011E2, FM1011E2-VERS.2006, FM1011E3, FM1011E3-VERS.2006, FM1011G1, FM1011G1-VERS.2006, FM1011G2, FM1011G2-VERS.2006, FM1011G3, FM1011G3-VERS.2006, FM611E1, FM611E1-VERS.2006, FM611E2, FM611E2-VERS.2006, FM611E3, FM611E3-VERS.2006, FM611G1, FM611G1-VERS.2006, FM611G2, FM611G2-VERS.2006, FM611G3, FM611G3-VERS.2006, FM721E1, FM721E1-VERS.2006, FM721E2, FM721E2-VERS.2006, FM721E3, FM721E3-VERS.2006, FM721G1...(Other models you can see in the webshop) |                 |         |

### encapsulated transformers

#### PMA



1

|                    |   |                 |         |
|--------------------|---|-----------------|---------|
| <b>Part No.</b>    | 379054  | <b>Ref. No.</b> | 32Z3470 |
| <b>description</b> | transformer primary 230VAC secondary 12VAC 3VA secondary 0.25A H 40mm L 45mm W 50mm connection screw 50/60Hz type 153/M   |                 |         |
| <b>For models:</b> | 120, 120B, 120PV, 135, 135-4, 135B, 135BA, 135BN, 135BNX, 135BX, 135BXE, 135BXR, 135CPX, 135PVX, 135X, 135X-3, 135X-4, 135XR, 40CP, 40CPX, 55, 55B, 55PV, 65, 65B, 65BA, 65BX, 65BX-2, 65BXE, 65BXR, 65NB, 65NBX, 65PVX, 65X, 65X-2, 65XR, 6BMA11A, 6BMA11B, 6BMA11M, 6BMA11Z, 6BMA2A, 6BMA2B, 6BMA2M, 6BMA2Z, 6BMA3A, 6BMA3B, 6BMA3M, 6BMA3Z, 6BMAA, 6BMAB...(Other models you can see in the webshop) |                 |         |

## electronic controllers

### SHANGFANG

#### accessories



1

|                    |   |                 |         |
|--------------------|---|-----------------|---------|
| <b>Part No.</b>    | 379054  | <b>Ref. No.</b> | 32Z3470 |
| <b>description</b> | transformer primary 230VAC secondary 12VAC 3VA secondary 0.25A H 40mm L 45mm W 50mm connection screw 50/60Hz type 153/M   |                 |         |
| <b>For models:</b> | 120, 120B, 120PV, 135, 135-4, 135B, 135BA, 135BN, 135BNX, 135BX, 135BXE, 135BXR, 135CPX, 135PVX, 135X, 135X-3, 135X-4, 135XR, 40CP, 40CPX, 55, 55B, 55PV, 65, 65B, 65BA, 65BX, 65BX-2, 65BXE, 65BXR, 65NB, 65NBX, 65PVX, 65X, 65X-2, 65XR, 6BMA11A, 6BMA11B, 6BMA11M, 6BMA11Z, 6BMA2A, 6BMA2B, 6BMA2M, 6BMA2Z, 6BMA3A, 6BMA3B, 6BMA3M, 6BMA3Z, 6BMAA, 6BMAB...(Other models you can see in the webshop) |                 |         |

## probes

### producer-specific probes

#### probes




1

|                    |  |                 |         |
|--------------------|--|-----------------|---------|
| <b>Part No.</b>    | 379932   | <b>Ref. No.</b> | 32Z6041 |
| <b>description</b> | temperature probe Pt100 cable silicone probe -100 up to 450°C cable -50 up to +180°C connection 3-wire thread M10x1 probe ø3x130mm cable length 1.5m   |                 |         |
| <b>For models:</b> | FCV101DM, FCV101DM-CSA, FCV101DS, FCV101DS-CSA, FCV101EDM, FCV101EDM-UL, FCV101EDS, FCV101EDS-UL, FCV141DM, FCV141DM-CSA, FCV141DS, FCV141DS-CSA, FCV141EDM, FCV141EDS, FCV241DM, FCV241DS, FCV241EDM, FCV241EDM-UL, FCV241EDS, FCV241EDS-UL, FCV241GDM, FCV241GDM-CSA, FCV241GDS, FCV241GDS-CSA, FCV401DM, FCV401DM-CSA, FCV401EDM, FCV401EDM-UL, FCV61DM, FCV61DMCSA, FCV61DS, FCV61DS-CSA, FCV61EDM, FCV61EDM-UL, FCV61EDS, FCV61EDS-UL, FCV72EDM-UL, FCV72EDS-UL |                 |         |




1


|                    |  |                 |         |
|--------------------|--|-----------------|---------|
| <b>Part No.</b>    | 379934   | <b>Ref. No.</b> | 32Z6191 |
| <b>description</b> | temperature probe Pt100 cable silicone probe -100 up to 450°C cable -50 up to +180°C connection 3-wire thread M10x1 probe ø3x65mm cable length 0.65m   |                 |         |
| <b>For models:</b> | FCV101, FCV101-CSA, FCV101DM, FCV101DM-CSA, FCV101DS, FCV101DS-CSA, FCV101E, FCV101EDM, FCV101EDM-UL, FCV101EDS, FCV101EDS-UL, FCV101E-UL, FCV141, FCV141-CSA, FCV141DM, FCV141DM-CSA, FCV141DS, FCV141DS-CSA, FCV141E, FCV141EDM, FCV141EDS, FCV241, FCV241DM, FCV241DS, FCV241E, FCV241EDM, FCV241EDM-UL, FCV241EDS, FCV241EDS-UL, FCV241E-UL, FCV241G, FCV241G-CSA, FCV241GDM, FCV241GDM-CSA, FCV241GDS, FCV241GDS-CSA, FCV3EM, FCV401DM, FCV401DM-CSA, FCV401EDM, FCV401EDM-UL, FCV4E, FCV4EDS, FCV4EM, FCV61, FCV61-CSA, FCV61DM, FCV61DM-CSA, FCV61DS, FCV61DS-CSA...(Other models you can see in the webshop) |                 |         |

|                    |   |                 |         |
|--------------------|---|-----------------|---------|
| <b>Part No.</b>    | 379931  | <b>Ref. No.</b> | 32Z6780 |
| <b>description</b> | temperature probe Pt100 cable Vetrotex probe -200 up to +600°C cable -50 up to +350°C connection 3-wire thread M10x1 probe ø4x-85mm cable length 0.8m |                 |         |
| <b>For models:</b> | FCV4E, FCV4EDS  |                 |         |




|                    |  |                 |         |
|--------------------|--|-----------------|---------|
| <b>Part No.</b>    | 379331   | <b>Ref. No.</b> | 32V5750 |
| <b>description</b> | temperature probe Pt1000 cable PTFE probe -70 up to +500°C cable -40 up to +250°C connection 2-wire thread M10x1 probe ø3x60mm cable length 0.7m   |                 |         |
| <b>For models:</b> | 091FR1EX, 091FR1A, 091FR1ID, 091FR1ID-VERS.052012, 10CP1EA, 10CP1GA, 10CP1A, 12CP1EA, 12CP1GA, 12CP1A, 18CP2EA, 18CP2GA, 18CP2A, 191FR2ED, 191FR2ID, 191FR2ID-VERS.092012, BX101E, BX101E-VERS.122013, BX101G, BX101G-VERS.122013, BX122E, BX122E-VERS.122013, BX122G, BX122G-VERS.122013, BX61E, BX61E-VERS.122013, BX61G, BX61G-VERS.122013, BX82E, BX82E-VERS.122013, BX82G, BX82G-VERS.122013, FM1011E1, FM1011E1-VERS.2006, FM1011E2, FM1011E2-VERS.2006, FM1011E3, FM1011E3-VERS.2006, FM1011G1, FM1011G1-VERS.2006, FM1011G2, FM1011G2-VERS.2006, FM1011G3, FM1011G3-VERS.2006, FM1221E1, FM1221E1-VERS.2006, FM1221E2, FM1221E2-VERS.2006, FM1221E3, FM1221E3-VERS.2006... (Other models you can see in the webshop) |                 |         |




|                    |   |                 |         |
|--------------------|---|-----------------|---------|
| <b>Part No.</b>    | 378647  | <b>Ref. No.</b> | 32V5760 |
| <b>description</b> | temperature probe Pt1000 cable Vetrotex probe -70 up to +500°C cable -50 up to +350°C connection 2-wire thread M10x1 probe ø3x100mm cable length 1m |                 |         |


**core probes**




|                    |   |                 |                    |
|--------------------|---|-----------------|--------------------|
| <b>Part No.</b>    | 379933  | <b>Ref. No.</b> | 32Z1982<br>32Z1983 |
| <b>description</b> | core temperature probe Pt100 cable PTFE probe -40 up to +250°C cable -40 up to +250°C connection 3-wire probe ø2.5x100mm thread cable length 2.75m handle ø 15mm handle length 90mm   |                 |                    |
| <b>For models:</b> | FCV101DM, FCV101DM-CSA, FCV101DS, FCV101DS-CSA, FCV101EDM, FCV101EDM-UL, FCV101EDS, FCV101EDS-UL, FCV141DM, FCV141DM-CSA, FCV141DS, FCV141DS-CSA, FCV141EDM, FCV141EDS, FCV241DM, FCV241DS, FCV241EDM, FCV241EDM-UL, FCV241EDS, FCV241EDS-UL, FCV241GDM, FCV241GDS, FCV241GDS-CSA, FCV401DM, FCV401DM-CSA, FCV401EDM, FCV401EDM-UL, FCV4EDS, FCV61DM, FCV61DM-CSA, FCV61DS, FCV61DS-CSA, FCV61EDM, FCV61EDM-UL, FCV61EDS, FCV61EDS-UL, FCV72EDM-UL, FCV72EDS-UL |                 |                    |




|                    |  |                 |         |
|--------------------|--|-----------------|---------|
| <b>Part No.</b>    | 403452   | <b>Ref. No.</b> | 6300643 |
| <b>description</b> | core temperature probe Pt1000 cable PTFE probe -40 up to +250°C cable -40 up to +250°C connection 2-wire probe ø3x100mm thread cable length 3.2m handle ø 13mm handle length 60mm  |                 |         |
| <b>For models:</b> | FM1011E2-VERS.2006, FM1011G2-VERS.2006, FM1221E2-VERS.2006, FM1221G2-VERS.2006, FM2011E2-VERS.2006, FM2011G2-VERS.2006, FM2021E2-VERS.2006, FM2021G2-VERS.2006, FM611E2-VERS.2006, FM611G2-VERS.2006, FM721E2-VERS.2006, FM721G2-VERS.2006 |                 |         |



|                    |  |                 |         |
|--------------------|--|-----------------|---------|
| <b>Part No.</b>    | 401966   | <b>Ref. No.</b> | 6300644 |
| <b>description</b> | core temperature probe Pt1000 cable PTFE probe -40 up to +250°C cable -40 up to +250°C connection 3-wire probe ø3x100mm thread cable length 1.5m handle ø 13mm handle length 75mm  |                 |         |
| <b>For models:</b> | FM1011E3-VERS.2006, FM1011G3-VERS.2006, FM1221E3-VERS.2006, FM1221G3-VERS.2006, FM2011E3-VERS.2006, FM2011G3-VERS.2006, FM2021E3-VERS.2006, FM2021G3-VERS.2006, FM611E3-VERS.2006, FM611G3-VERS.2006, FM721E3-VERS.2006, FM721G3-VERS.2006 |                 |         |




|                    |   |                 |                               |
|--------------------|---|-----------------|-------------------------------|
| <b>Part No.</b>    | 378264  | <b>Ref. No.</b> | 3159510<br>3159511<br>3200361 |
| <b>description</b> | core temperature probe Pt1000 cable PTFE probe -40 up to +250°C cable -40 up to +250°C connection 5-wire probe ø3x100mm thread cable length 2.7m handle ø 13mm handle length 75mm |                 |                               |
| <b>For models:</b> | FM1011E3, FM1011G3, FM1221E3, FM1221G3, FM2021E3, FM2021G3, FM611E3, FM611G3, FM721E3, FM721G3  |                 |                               |



|                    |   |                 |                    |
|--------------------|---|-----------------|--------------------|
| <b>Part No.</b>    | 379588  | <b>Ref. No.</b> | 3139610<br>32V5940 |
| <b>description</b> | core temperature probe Pt1000 cable thermoplastic probe -40 up to +250°C cable -40 up to +110°C connection 2-wire probe ø3x110mm thread cable length 3.1m handle ø 13mm handle length 70mm  |                 |                    |
| <b>For models:</b> | FM1011E2, FM1011G2, FM1221E2, FM1221G2, FM2021E2, FM2021G2, FM423E2, FM611E2, FM611G2, FM721E2, FM721G2, FX101E2, FX101E2C, FX101E2C-VERS.032014, FX101E2R, FX101E2RVERS.032014, FX101E2-VERS.032014, FX101G2, FX101G2C, FX101G2C-VERS.032014, FX101G2R, FX101G2R-VERS.032014, FX101G2-VERS.032014, FX10E2CR, FX10E2CR-VERS.032014, FX10G2CR, FX10G2CR-VERS.032014, FX122E2, FX122E2C, FX122E2T, FX122E2T-VERS.032014, FX122G2, FX122G2C, FX122G2T, FX122G2TVERS.032014, FX201E2, FX201E2P, FX201E2P-VERS.032014, FX201G2, FX201G2P, FX201G2P-VERS.032014, FX201G2-VERS.032014, FX202E2, FX202E2-VERS.032014, FX202G2, FX202G2-VERS.032014, FX61E2, FX61E2C, FX61E2CR...(Other models you can see in the webshop) |                 |                    |

**accessories**

**screw connections**



|                    |   |                 |         |
|--------------------|---|-----------------|---------|
| <b>Part No.</b>    | 401967  | <b>Ref. No.</b> | 3004870 |
| <b>description</b> | screw connection for core temperature probe   |                 |         |
| <b>For models:</b> | FM1011E2, FM1011E2-VERS.2006, FM1011E3, FM1011E3-VERS.2006, FM1011G2, FM1011G2-VERS.2006, FM1011G3, FM1011G3-VERS.2006, FM1221E2, FM1221E2-VERS.2006, FM1221E3, FM1221E3-VERS.2006, FM1221G2, FM1221G2-VERS.2006, FM1221G3, FM1221G3-VERS.2006, FM2011E2-VERS.2006, FM2011E3-VERS.2006, FM2011G2-VERS.2006, FM2011G3-VERS.2006, FM2021E2, FM2021E2-VERS.2006, FM2021E3, FM2021E3-VERS.2006, FM2021G2, FM2021G2-VERS.2006, FM2021G3, FM2021G3-VERS.2006, FM611E2, FM611E2-VERS.2006, FM611E3, FM611E3-VERS.2006, FM611G2, FM611G2-VERS.2006, FM611G3, FM611G3-VERS.2006, FM721E2, FM721E2-VERS.2006, FM721E3, FM721E3-VERS.2006, FM721G2, FM721G2-VERS.2006, FM721G3, FM721G3-VERS.2006, FX101E2, FX101E2C, FX101E3, FX101E3C, FX101E3R, FX101G2...(Other models you can see in the webshop) |                 |         |






electronics

PCBs




1

|                    |            |                 |                    |
|--------------------|------------|-----------------|--------------------|
| <b>Part No.</b>    | 401183     | <b>Ref. No.</b> | 32Z6621<br>32Z6622 |
| <b>description</b> | keypad PCB |                 |                    |
| <b>For models:</b> | FCV4E      |                 |                    |




1

|                    |            |                 |                    |
|--------------------|------------|-----------------|--------------------|
| <b>Part No.</b>    | 401184     | <b>Ref. No.</b> | 32Z1081<br>32Z1082 |
| <b>description</b> | keypad PCB |                 |                    |
| <b>For models:</b> | FCV4EDS    |                 |                    |



1

|                    |  |                 |                    |
|--------------------|--|-----------------|--------------------|
| <b>Part No.</b>    | 402867   | <b>Ref. No.</b> | 3018770<br>3018771 |
| <b>description</b> | keypad PCB combi-steamer FM1011 L 275mm W 100mm suitable for ANGELO PO buttons 12  |                 |                    |
| <b>For models:</b> | FM1011E1, FM1011E2, FM1011E3, FM1011G1, FM1011G2, FM1011G3, FM1221E1, FM1221E2, FM1221E3, FM1221G1, FM1221G2, FM1221G3, FM2021E1, FM2021E2, FM2021E3, FM2021G1, FM2021G2, FM2021G3, FM611E1, FM611E2, FM611E3, FM611G1, FM611G2, FM611G3, FM721E1, FM721E2, FM721E3, FM721G1, FM721G2, FM721G3 |                 |                    |




1

|                    |  |                 |                    |
|--------------------|--|-----------------|--------------------|
| <b>Part No.</b>    | 402866   | <b>Ref. No.</b> | 32V5360<br>32V5361 |
| <b>description</b> | PCB combi-steamer FM1011 suitable for ANGELO PO  |                 |                    |
| <b>For models:</b> | FM1011E1, FM1011E1-VERS.2006, FM1011E2, FM1011E2-VERS.2006, FM1011E3, FM1011G1, FM1011G1-VERS.2006, FM1011G2, FM1011G2-VERS.2006, FM1011G3, FM1221E1, FM1221E1-VERS.2006, FM1221E2, FM1221E2-VERS.2006, FM1221E3, FM1221G1, FM1221G1-VERS.2006, FM1221G2, FM1221G2-VERS.2006, FM1221G3, FM2011E2-VERS.2006, FM2011G2-VERS.2006, FM2021E1, FM2021E2, FM2021E2-VERS.2006, FM2021G1, FM2021G2, FM2021G2-VERS.2006, FM611E1, FM611E1-VERS.2006, FM611E2, FM611E2-VERS.2006, FM611E3, FM611G1, FM611G1-VERS.2006, FM611G2, FM611G2-VERS.2006, FM611G3, FM721E1, FM721E1-VERS.2006, FM721E2, FM721E2-VERS.2006, FM721G1, FM721G1-VERS.2006, FM721G2, FM721G2-VERS.2006 |                 |                    |

keypads

front foils



1


|                    |   |                 |         |
|--------------------|---|-----------------|---------|
| <b>Part No.</b>    | 401182  | <b>Ref. No.</b> | 37M5641 |
| <b>description</b> | front foil  |                 |         |
| <b>For models:</b> | FCV101, FCV101E, FCV141, FCV141E, FCV241, FCV241E, FCV241G, FCV61, FCV61E |                 |         |

solenoïd valves


solenoïd valves (water)

ELBI

straight



1

|                        |  |   |                 |     |
|------------------------|--|---|-----------------|-----|
| <b>Part No.</b>        | 374053   | <b>Ref. No.</b>                         | 3032680         |     |
| <b>description</b>     | solenoïd valve single straight 230VAC inlet 3/4" outlet 11.5mm t.max. 90°C ELBI plastic flow regulating valve outlet orange  |   |                 |     |
| <b>For models:</b>     | BX101E, BX101E-VERS.122013, BX101G, BX101G-VERS.122013, BX122E, BX122E-VERS.122013, BX122G, BX122G-VERS.122013, BX61E, BX61E-VERS.122013, BX61G, BX61G-VERS.122013, BX82E, BX82E-VERS.122013, BX82G, BX82G-VERS.122013, FM1011E1, FM1011E1-VERS.2006, FM1011E2, FM1011E2-VERS.2006, FM1011E3, FM1011E3-VERS.2006, FM1011G1, FM1011G1-VERS.2006, FM1011G2, FM1011G2-VERS.2006, FM1011G3, FM1011G3-VERS.2006, FM1221E1, FM1221E1-VERS.2006, FM1221E2, FM1221E2-VERS.2006, FM1221E3, FM1221E3-VERS.2006, FM1221G1, FM1221G1-VERS.2006, FM1221G2, FM1221G2-VERS.2006, FM1221G3, FM1221G3-VERS.2006, FM2021E1, FM2021E2, FM2021G1, FM2021G2, FM423E2, FM611E1, FM611E1-VERS.2006, FM611E2, FM611E2-VERS.2006, FM611E3...(Other models you can see in the webshop) |   |                 |     |
| <b>spare parts for</b> | 374053   |   |                 |     |
|                        | <b>Part No.</b>  | 370467                                  | <b>Ref. No.</b> | N/A |
|                        |   | solenoïd valve filter suitable for ELBI |                 |     |










## MÜLLER

medium temperature: 90°C  
duty cycle: 100%













1

|   |   |                 |                    |
|---|---|-----------------|--------------------|
| <b>Part No.</b>   | 370158  | <b>Ref. No.</b> | 33D1710<br>33D2410 |
| <b>description</b>  | solenoid valve double straight 230VAC inlet 3/4" outlet 11.5mm DN10 t.max. 90°C duty cycle 100% MÜLLER  |                 |                    |
| <b>For models:</b>  | FC101, FC101E, FC241E, FC241G, FC61, FC61E, FCV101, FCV101-CSA, FCV101DM, FCV101DM-CSA, FCV101DS, FCV101DS-CSA, FCV101E, FCV101EDM, FCV101EDM-UL, FCV101EDS, FCV101EDS-UL, FCV101E-UL, FCV141, FCV141-CSA, FCV141DM, FCV141DM-CSA, FCV141DS, FCV141DS-CSA, FCV141E, FCV141EDM, FCV141EDS, FCV241E, FCV241EDM, FCV241EDM-UL, FCV241EDS, FCV241EDS-UL, FCV241E-UL, FCV241G, FCV241G-CSA, FCV241GDM, FCV241GDMCSA, FCV241GDS, FCV241GDS-CSA, FCV401DM, FCV401DM-CSA, FCV401EDM, FCV401EDM-UL, FCV61, FCV61-CSA, FCV61DM, FCV61DM-CSA, FCV61DS, FCV61DS-CSA, FCV61E...(Other models you can see in the webshop) |                 |                    |
| <b>spare parts for</b>  | 370158  |                 |                    |
|    | <b>Part No.</b>   | 370195          | <b>Ref. No.</b> —  |
|   | solenoid valve body double straight inlet 3/4" outlet 11.5mm DN10 t.max. 90°C duty cycle 100% MÜLLER 230V   |                 |                    |
|   | <b>Part No.</b>   | 371002          | <b>Ref. No.</b> —  |
|   | solenoid valve holder MÜLLER flange support   |                 |                    |
|  | <b>Part No.</b>   | 371009          | <b>Ref. No.</b> —  |
|   | compression spring for solenoid coil  |                 |                    |
|  | <b>Part No.</b>   | 371011          | <b>Ref. No.</b> —  |
|   | spare parts kit membrane with long star star high 8mm MÜLLER  |                 |                    |
|  | <b>Part No.</b>   | 371017          | <b>Ref. No.</b> —  |
|   | solenoid coil MÜLLER 230VAC connection male faston 6.3mm  |                 |                    |
|  | <b>Part No.</b>   | 371122          | <b>Ref. No.</b> —  |
|   | solenoid valve filter ø 19mm H 10mm suitable for MÜLLER   |                 |                    |
|  | <b>Part No.</b>   | 501161          | <b>Ref. No.</b> —  |
|   | tap head for solenoid valve holder for solenoid coils   |                 |                    |
| <b>accessories for</b>  | 370158  |                 |                    |
|  | <b>Part No.</b>   | 371010          | <b>Ref. No.</b> —  |
|   | solenoid coil 230VAC connection with cable cable length 2000mm  |                 |                    |
|  | <b>Part No.</b>   | 371037          | <b>Ref. No.</b> —  |
|   | solenoid coil 24VAC 50/60Hz connection male faston 6.3mm  |                 |                    |
|  | <b>Part No.</b>   | 371038          | <b>Ref. No.</b> —  |
|   | solenoid coil 230VAC connection appliance plug  |                 |                    |



1

|   |  |                 |                   |
|---|--|-----------------|-------------------|
| <b>Part No.</b>   | 370117   | <b>Ref. No.</b> | 33D2460           |
| <b>description</b>  | solenoid valve single straight 230VAC inlet 3/4" outlet 11.5mm DN10 t.max. 90°C duty cycle 100% MÜLLER   |                 |                   |
| <b>For models:</b>  | FM1011E3, FM1011G3, FM1221E1, FM1221E2, FM1221E3, FM1221G1, FM1221G2, FM1221G3, FM611E3, FM611G3, FM721E1, FM721E2, FM721E3, FM721G1, FM721G2, FM721G3 |                 |                   |
| <b>spare parts for</b>  | 370117   |                 |                   |
|    | <b>Part No.</b>  | 370133          | <b>Ref. No.</b> — |
|   | solenoid valve body single straight inlet 3/4" outlet 11.5mm DN10 t.max. 90°C duty cycle 100% MÜLLER 230V  |                 |                   |
|    | <b>Part No.</b>  | 371002          | <b>Ref. No.</b> — |
|   | solenoid valve holder MÜLLER flange support  |                 |                   |
|    | <b>Part No.</b>  | 371009          | <b>Ref. No.</b> — |
|   | compression spring for solenoid coil   |                 |                   |
|    | <b>Part No.</b>  | 371011          | <b>Ref. No.</b> — |
|   | spare parts kit membrane with long star star high 8mm MÜLLER   |                 |                   |
|    | <b>Part No.</b>  | 371017          | <b>Ref. No.</b> — |
|   | solenoid coil MÜLLER 230VAC connection male faston 6.3mm   |                 |                   |
|   | <b>Part No.</b>  | 371122          | <b>Ref. No.</b> — |
|   | solenoid valve filter ø 19mm H 10mm suitable for MÜLLER  |                 |                   |
|  | <b>Part No.</b>  | 501161          | <b>Ref. No.</b> — |
|   | tap head for solenoid valve holder for solenoid coils  |                 |                   |
| <b>accessories for</b>  | 370117   |                 |                   |
|  | <b>Part No.</b>  | 371010          | <b>Ref. No.</b> — |
|   | solenoid coil 230VAC connection with cable cable length 2000mm   |                 |                   |
|  | <b>Part No.</b>  | 371037          | <b>Ref. No.</b> — |
|   | solenoid coil 24VAC 50/60Hz connection male faston 6.3mm   |                 |                   |
|  | <b>Part No.</b>  | 371038          | <b>Ref. No.</b> — |
|   | solenoid coil 230VAC connection appliance plug   |                 |                   |

## RPE


















1

|                    |  |                 |         |
|--------------------|--|-----------------|---------|
| <b>Part No.</b>    | 374015   | <b>Ref. No.</b> | 33D3280 |
| <b>description</b> | solenoid valve single angled 230VAC inlet 3/4" outlet 10mm input 10-12l/min DN10 RPE flow regulating valve inlet white                     |                 |         |
| <b>For models:</b> | KD100, KD100A, KD100PSD, KD130, KD130A, KD130E, KD130EAT, KD85, KD85A, KD85PS, KD85PSA, KN1100, KN1100SD, KN11PSDD, KN800, KN800PSD, LP151 |                 |         |





| TP  |   |                 |                               |
|---|---|-----------------|-------------------------------|
| <br><br>1 |   |                 |                               |
| <b>Part No.</b>   | 370021  | <b>Ref. No.</b> | 33D1640<br>33D1641<br>33D3250 |
| <b>description</b>  | solenoid valve double straight 230VAC inlet 3/4" outlet 11.5mm DN10 TP flow regulating valve inlet white  |                 |                               |
| <b>For models:</b>  | FC101, FC101E, FC241, FC241E, FC241G, FC61, FC61E, FCV101, FCV101DM, FCV101DS, FCV101E, FCV101EDM, FCV101EDS, FCV141, FCV141DM, FCV141DS, FCV141E, FCV141EDM, FCV141EDS, FCV241, FCV241DM, FCV241DS, FCV241E, FCV241EDM, FCV241EDS, FCV241G, FCV241GDM, FCV241GDS, FCV3EM, FCV401DM, FCV401EDM, FCV4E, FCV4EDS, FCV4EM, FCV61, FCV61DM, FCV61DS, FCV61E, FCV61EDM, FCV61EDS, FM423E1, KD37, KD37PS, KD37-VERS.112009, KD40, KD40EPSD, KD40LEPS, KD40LSPS, KD40LUX, KD40LUXE...(Other models you can see in the webshop) |                 |                               |
| <b>spare parts for</b>  | 370021  |                 |                               |
|   |    | <b>Part No.</b> | 371013 <b>Ref. No.</b> —      |
|   | solenoid coil TP 230VAC 50/60Hz   |                 |                               |
| <b>accessories for</b>  | 370021  |                 |                               |
|   |   | <b>Part No.</b> | 371220 <b>Ref. No.</b> —      |
|   | reducer TP flow rate 3l/min red tolerance ±15%  |                 |                               |
|   |    | <b>Part No.</b> | 371221 <b>Ref. No.</b> —      |
|   | reducer TP flow rate 5.5l/min yellow tolerance ±15%   |                 |                               |
|   |    | <b>Part No.</b> | 371222 <b>Ref. No.</b> —      |
|   | reducer TP flow rate 6l/min grey tolerance ±15%   |                 |                               |
|   |    | <b>Part No.</b> | 371223 <b>Ref. No.</b> —      |
|   | reducer TP flow rate 10l/min white tolerance ±15%   |                 |                               |
|   |    | <b>Part No.</b> | 371224 <b>Ref. No.</b> —      |
|   | reducer TP flow rate 12l/min bronze tolerance ±15%  |                 |                               |
|   |    | <b>Part No.</b> | 371225 <b>Ref. No.</b> —      |
|   | reducer TP flow rate 16l/min light brown tolerance ±15%   |                 |                               |
|   |    | <b>Part No.</b> | 371226 <b>Ref. No.</b> —      |
|   | reducer TP flow rate 20l/min red tolerance ±15%   |                 |                               |
|   |    | <b>Part No.</b> | 371230 <b>Ref. No.</b> —      |
|   | reducer TP flow rate 0.25l/min red tolerance ±25%   |                 |                               |
|   |    | <b>Part No.</b> | 371231 <b>Ref. No.</b> —      |
|   | reducer TP flow rate 0.35l/min violet tolerance ±25%  |                 |                               |
|   |    | <b>Part No.</b> | 371232 <b>Ref. No.</b> —      |
|   | reducer TP flow rate 0.5l/min orange tolerance ±25%   |                 |                               |
|   |    | <b>Part No.</b> | 371233 <b>Ref. No.</b> —      |
|   | reducer TP flow rate 0.8l/min white tolerance ±25%  |                 |                               |
|   |    | <b>Part No.</b> | 371234 <b>Ref. No.</b> —      |
|   | reducer TP flow rate 1l/min light blue tolerance ±25%   |                 |                               |

| accessories for 370021  |                 |                          |  |
|---|-----------------|--------------------------|--|
|  | <b>Part No.</b> | 371235 <b>Ref. No.</b> — |  |
| reducer TP flow rate 1.2l/min brown tolerance ±25%                                |                 |                          |  |
|  | <b>Part No.</b> | 371236 <b>Ref. No.</b> — |  |
| reducer TP flow rate 1.5l/min light brown tolerance ±25%                          |                 |                          |  |
|  | <b>Part No.</b> | 371237 <b>Ref. No.</b> — |  |
| reducer TP flow rate 2.5l/min yellow tolerance ±25%                               |                 |                          |  |
|  | <b>Part No.</b> | 371238 <b>Ref. No.</b> — |  |
| reducer TP flow rate 3.4l/min dark green tolerance ±25%                           |                 |                          |  |
|  | <b>Part No.</b> | 371239 <b>Ref. No.</b> — |  |
| reducer TP flow rate 5l/min black tolerance ±25%                                  |                 |                          |  |
|  | <b>Part No.</b> | 371240 <b>Ref. No.</b> — |  |
| reducer TP flow rate 8l/min blue tolerance ±20%                                   |                 |                          |  |














| TP   |   |                 |                          |
|--|---|-----------------|--------------------------|
| <br><br>1 |   |                 |                          |
| <b>Part No.</b>  | 370017  | <b>Ref. No.</b> | 33D1370<br>33D2310       |
| <b>description</b>   | solenoid valve single straight 230VAC inlet 3/4" outlet 11.5mm DN10 TP p max 10bar  |                 |                          |
| <b>spare parts for</b>   | 370017  |                 |                          |
|  |  | <b>Part No.</b> | 371013 <b>Ref. No.</b> — |
|  | solenoid coil TP 230VAC 50/60Hz   |                 |                          |
| <b>accessories for</b>   | 370017  |                 |                          |
|  |  | <b>Part No.</b> | 371220 <b>Ref. No.</b> — |
|  | reducer TP flow rate 3l/min red tolerance ±15%                                      |                 |                          |
|  |  | <b>Part No.</b> | 371221 <b>Ref. No.</b> — |
|  | reducer TP flow rate 5.5l/min yellow tolerance ±15%                                 |                 |                          |
|  |  | <b>Part No.</b> | 371222 <b>Ref. No.</b> — |
|  | reducer TP flow rate 6l/min grey tolerance ±15%                                     |                 |                          |
|  |  | <b>Part No.</b> | 371223 <b>Ref. No.</b> — |
|  | reducer TP flow rate 10l/min white tolerance ±15%                                   |                 |                          |
|  |  | <b>Part No.</b> | 371224 <b>Ref. No.</b> — |
|  | reducer TP flow rate 12l/min bronze tolerance ±15%                                  |                 |                          |
|  |  | <b>Part No.</b> | 371225 <b>Ref. No.</b> — |
|  | reducer TP flow rate 16l/min light brown tolerance ±15%                             |                 |                          |
|  |  | <b>Part No.</b> | 371226 <b>Ref. No.</b> — |
|  | reducer TP flow rate 20l/min red tolerance ±15%                                     |                 |                          |
|  |  | <b>Part No.</b> | 371230 <b>Ref. No.</b> — |
|  | reducer TP flow rate 0.25l/min red tolerance ±25%                                   |                 |                          |

Table continues overleaf



| accessories for |         | 370017                 |                            |   |
|-----------------|---------|------------------------|----------------------------|---|
| Part No.        |         | 371231                 | Ref. No.                   | — |
|                 | reducer | TP flow rate 0.35l/min | violet tolerance ±25%      |   |
| Part No.        |         | 371232                 | Ref. No.                   | — |
|                 | reducer | TP flow rate 0.5l/min  | orange tolerance ±25%      |   |
| Part No.        |         | 371233                 | Ref. No.                   | — |
|                 | reducer | TP flow rate 0.8l/min  | white tolerance ±25%       |   |
| Part No.        |         | 371234                 | Ref. No.                   | — |
|                 | reducer | TP flow rate 1l/min    | light blue tolerance ±25%  |   |
| Part No.        |         | 371235                 | Ref. No.                   | — |
|                 | reducer | TP flow rate 1.2l/min  | brown tolerance ±25%       |   |
| Part No.        |         | 371236                 | Ref. No.                   | — |
|                 | reducer | TP flow rate 1.5l/min  | light brown tolerance ±25% |   |
| Part No.        |         | 371237                 | Ref. No.                   | — |
|                 | reducer | TP flow rate 2.5l/min  | yellow tolerance ±25%      |   |
| Part No.        |         | 371238                 | Ref. No.                   | — |
|                 | reducer | TP flow rate 3.4l/min  | dark green tolerance ±25%  |   |
| Part No.        |         | 371239                 | Ref. No.                   | — |
|                 | reducer | TP flow rate 5l/min    | black tolerance ±25%       |   |
| Part No.        |         | 371240                 | Ref. No.                   | — |
|                 | reducer | TP flow rate 8l/min    | blue tolerance ±20%        |   |

|   |  |          |         |  |
|---|--|----------|---------|--|
| 1   |  |          |         |  |
| Part No.  | 370019   | Ref. No. | 33D0290 |  |
| description   | solenoid valve double angled 230VAC inlet 3/4" outlet 11.5mm DN10 TP plastic |          |         |  |
| spare parts for   |  | 370019   |         |  |
| Part No.  | 371013   | Ref. No. | —       |  |
|   | solenoid coil TP 230VAC 50/60Hz  |          |         |  |
| accessories for   |  | 370019   |         |  |
| Part No.  | 371220   | Ref. No. | —       |  |
|   | reducer TP flow rate 3l/min red tolerance ±15%                               |          |         |  |
| Part No.  | 371221   | Ref. No. | —       |  |
|   | reducer TP flow rate 5.5l/min yellow tolerance ±15%                          |          |         |  |
| Part No.  | 371222   | Ref. No. | —       |  |
|   | reducer TP flow rate 6l/min grey tolerance ±15%                              |          |         |  |
| Part No.  | 371223   | Ref. No. | —       |  |
|   | reducer TP flow rate 10l/min white tolerance ±15%                            |          |         |  |

| accessories for |         | 370019                 |                            |   |
|-----------------|---------|------------------------|----------------------------|---|
| Part No.        |         | 371224                 | Ref. No.                   | — |
|                 | reducer | TP flow rate 12l/min   | bronze tolerance ±15%      |   |
| Part No.        |         | 371225                 | Ref. No.                   | — |
|                 | reducer | TP flow rate 16l/min   | light brown tolerance ±15% |   |
| Part No.        |         | 371226                 | Ref. No.                   | — |
|                 | reducer | TP flow rate 20l/min   | red tolerance ±15%         |   |
| Part No.        |         | 371230                 | Ref. No.                   | — |
|                 | reducer | TP flow rate 0.25l/min | red tolerance ±25%         |   |
| Part No.        |         | 371231                 | Ref. No.                   | — |
|                 | reducer | TP flow rate 0.35l/min | violet tolerance ±25%      |   |
| Part No.        |         | 371232                 | Ref. No.                   | — |
|                 | reducer | TP flow rate 0.5l/min  | orange tolerance ±25%      |   |
| Part No.        |         | 371233                 | Ref. No.                   | — |
|                 | reducer | TP flow rate 0.8l/min  | white tolerance ±25%       |   |
| Part No.        |         | 371234                 | Ref. No.                   | — |
|                 | reducer | TP flow rate 1l/min    | light blue tolerance ±25%  |   |
| Part No.        |         | 371235                 | Ref. No.                   | — |
|                 | reducer | TP flow rate 1.2l/min  | brown tolerance ±25%       |   |
| Part No.        |         | 371236                 | Ref. No.                   | — |
|                 | reducer | TP flow rate 1.5l/min  | light brown tolerance ±25% |   |
| Part No.        |         | 371237                 | Ref. No.                   | — |
|                 | reducer | TP flow rate 2.5l/min  | yellow tolerance ±25%      |   |
| Part No.        |         | 371238                 | Ref. No.                   | — |
|                 | reducer | TP flow rate 3.4l/min  | dark green tolerance ±25%  |   |
| Part No.        |         | 371239                 | Ref. No.                   | — |
|                 | reducer | TP flow rate 5l/min    | black tolerance ±25%       |   |
| Part No.        |         | 371240                 | Ref. No.                   | — |
|                 | reducer | TP flow rate 8l/min    | blue tolerance ±20%        |   |




|   |  |          |                    |  |
|---|--|----------|--------------------|--|
| 1   |  |          |                    |  |
| Part No.  | 370015   | Ref. No. | 33D1370<br>33D1371 |  |
| description   | solenoid valve single angled 230VAC inlet 3/4" outlet 11.5mm DN10 TP |          |                    |  |
| accessories for   |  | 370015   |                    |  |
| Part No.  | 371220   | Ref. No. | —                  |  |
|   | reducer TP flow rate 3l/min red tolerance ±15%                       |          |                    |  |

Table continues overleaf



| accessories for 370015  |  | Part No. | Ref. No. |   |
|---|--|----------|----------|---|
|    | reducer TP flow rate 5.5l/min yellow tolerance ±15%      | 371221   |          | — |
|    | reducer TP flow rate 6l/min grey tolerance ±15%          | 371222   |          | — |
|    | reducer TP flow rate 10l/min white tolerance ±15%        | 371223   |          | — |
|    | reducer TP flow rate 12l/min bronze tolerance ±15%       | 371224   |          | — |
|    | reducer TP flow rate 16l/min light brown tolerance ±15%  | 371225   |          | — |
|    | reducer TP flow rate 20l/min red tolerance ±15%          | 371226   |          | — |
|    | reducer TP flow rate 0.25l/min red tolerance ±25%        | 371230   |          | — |
|    | reducer TP flow rate 0.35l/min violet tolerance ±25%     | 371231   |          | — |
|   | reducer TP flow rate 0.5l/min orange tolerance ±25%      | 371232   |          | — |
|  | reducer TP flow rate 0.8l/min white tolerance ±25%       | 371233   |          | — |
|  | reducer TP flow rate 1l/min light blue tolerance ±25%    | 371234   |          | — |
|  | reducer TP flow rate 1.2l/min brown tolerance ±25%       | 371235   |          | — |
|  | reducer TP flow rate 1.5l/min light brown tolerance ±25% | 371236   |          | — |
|  | reducer TP flow rate 2.5l/min yellow tolerance ±25%      | 371237   |          | — |
|  | reducer TP flow rate 3.4l/min dark green tolerance ±25%  | 371238   |          | — |
|  | reducer TP flow rate 5l/min black tolerance ±25%         | 371239   |          | — |
|  | reducer TP flow rate 8l/min blue tolerance ±20%          | 371240   |          | — |

solenoid valves with reducers


|  |  |          |         |
|--|--|----------|---------|
| 1  |  |          |         |
| Part No.   | 370648   | Ref. No. | 3032670 |
| description  | solenoid valve double straight 220-240VAC inlet 3/4" input 10l/min DN10 TP outlet 11.5mm output A 3.4l/min flow regulating valve outlet A green  |          |         |
| For models:  | 10CP1EA, 10CP1GA, 10CP1IA, 12CP1EA, 12CP1GA, 12CP1IA, 18CP2EA, 18CP2GA, 18CP2IA, FC1011E, FC1011G, FC1221E, FC1221G, FC611E, FC611G, FM1011E2-VERS.2006, FM1011E3, FM1011E3-VERS.2006, FM1011G2-VERS.2006, FM1011G3, FM1011G3-VERS.2006, FM1221E2-VERS.2006, FM1221E3, FM1221E3-VERS.2006, FM1221G2-VERS.2006, FM1221G3, FM1221G3-VERS.2006, FM2011E2-VERS.2006, FM2011E3-VERS.2006, FM2011G2-VERS.2006, FM2011G3-VERS.2006, FM2021E1, FM2021E2, FM2021E2-VERS.2006, FM2021E3, FM2021E3-VERS.2006, FM2021G1, FM2021G2, FM2021G2-VERS.2006, FM2021G3, FM2021G3-VERS.2006, FM423E2, FM611E2-VERS.2006, FM611E3, FM611E3-VERS.2006, FM611G2-VERS.2006, FM611G3, FM611G3-VERS.2006, FM721E1-VERS.2006, FM721E2-VERS.2006...(Other models you can see in the webshop) |          |         |

metal

ASCO

spare parts and accessories


power sockets

|  |   |          |         |
|---|---|----------|---------|
| 1   |   |          |         |
| Part No.  | 371093  | Ref. No. | 32A2330 |
| description   | power socket plug type compact cable length 1100mm small  |          |         |
| For models:   | 0A1FR1G, 0A1FR1GD, 0A1FR1GD-VERS.2004, 0A1FR1G-VERS.2004, 0B1FR1G, 0B1FR1GD, 0D1FR1G, 0D1FR1GD, 0D1FR1GD-VERS.2004, 0D1FR1G-VERS.2004, 1A1BR1G, 1A1BR1GA, 1A1BR2G, 1A1BR2GA, 1A1FR2G, 1A1FR2GD, 1A1FR2GD-VERS.2004, 1A1FR2G-VERS.2004, 1D1BR1G, 1D1BR1GA, 1D1BR2G, 1D1BR2GA, 1D1FR2G, 1D1FR2GD, 1D1FR2GD-VERS.2004, 1D1FR2G-VERS.2004, 2A1BR1G, 2A1BR1GA, 2A1BR2G, 2A1BR2GA, 2D1BR1G, 2D1BR1GA, 2D1BR2G, 2D1BR2GA |          |         |




## pressure switches

for warewashing

|   |  |                 |         |
|---|--|-----------------|---------|
|  |  |                 |         |
| 1   |  |                 |         |
| <b>Part No.</b>   | 541199   | <b>Ref. No.</b> | 6300569 |
| <b>description</b>  | pressure control pressure range 0.2-3.0mbar ø 74mm pressure connection ø 6.3mm   |                 |         |
| <b>For models:</b>  | FC1011G, FC1221G, FC611G, FM1011G1, FM1011G1-VERS.2006, FM1011G2, FM1011G2-VERS.2006, FM1011G3, FM1011G3-VERS.2006, FM1221G1, FM1221G1-VERS.2006, FM1221G2, FM1221G2-VERS.2006, FM1221G3, FM1221G3-VERS.2006, FM2011G2-VERS.2006, FM2011G3-VERS.2006, FM2021G1, FM2021G2, FM2021G2-VERS.2006, FM2021G3, FM2021G3-VERS.2006, FM611G1, FM611G1-VERS.2006, FM611G2, FM611G2-VERS.2006, FM611G3, FM611G3-VERS.2006, FM721G1, FM721G1-VERS.2006, FM721G2, FM721G2-VERS.2006, FM721G3, FM721G3-VERS.2006 |                 |         |

for combi-steamers

|   |  |                 |  |
|---|--|-----------------|--|
|   |  |                 |  |
| 1   |  |                 |  |
| <b>Part No.</b>   | 541806   | <b>Ref. No.</b> | 3041830<br>32Z5870<br>32Z5871<br>32Z5872 |
| <b>description</b>  | pressure control ø 38mm pressure range 0.2-3.0bar connection 1/8" 250V 10A GP600 pressure connection 1/8"  |                 |  |
| <b>For models:</b>  | BX101E, BX101E-VERS.122013, BX101G, BX101G-VERS.122013, BX122E, BX122E-VERS.122013, BX122G, BX122G-VERS.122013, BX61E, BX61E-VERS.122013, BX61G, BX61G-VERS.122013, BX82E, BX82E-VERS.122013, BX82G, BX82G-VERS.122013, FCV101, FCV101-CSA, FCV101DM, FCV101DM-CSA, FCV101DS, FCV101DS-CSA, FCV101E, FCV101EDM, FCV101EDM-UL, FCV101EDS, FCV101EDS-UL, FCV101EUL, FCV141, FCV141-CSA, FCV141DM, FCV141DM-CSA, FCV141DS, FCV141DS-CSA, FCV141E, FCV141EDM, FCV141EDS, FCV241, FCV241DM, FCV241DS, FCV241E, FCV241EDM, FCV241EDM-UL, FCV241EDS, FCV241EDS-UL, FCV241E-UL, FCV241G, FCV241G-CSA, FCV241GDM, FCV241GDM-CSA...(Other models you can see in the webshop) |                 |  |
| <b>accessories for</b>  | 541806   |                 |  |
|  | <b>Part No.</b>  | 541814          | <b>Ref. No.</b> —                        |
| protection cap for pressure switch EPDM XP600                                       |  |                 |  |

|  |  |                 |                    |
|--|--|-----------------|--------------------|
|  |  |                 |                    |
| 1  |  |                 |                    |
| <b>Part No.</b>  | 541575   | <b>Ref. No.</b> | 3004460<br>3004461 |
| <b>description</b>   | pressure control ø 45.5mm pressure range 400/200mbar 1CO pressure connection vertical convection oven connection male faston 6.3mm suitable for ANGELO PO 250V p max 1bar 6A pressure connection 1/8"  |                 |                    |
| <b>For models:</b>   | FM1011E3, FM1011E3-VERS.2006, FM1011G3, FM1011G3-VERS.2006, FM1221E3, FM1221E3-VERS.2006, FM1221G3, FM1221G3-VERS.2006, FM2011E3-VERS.2006, FM2011G3-VERS.2006, FM2021E3, FM2021E3-VERS.2006, FM2021G3, FM2021G3-VERS.2006, FM611E3, FM611E3-VERS.2006, FM611G3, FM611G3-VERS.2006, FM721E3, FM721E3-VERS.2006, FM721G3, FM721G3-VERS.2006 |                 |                    |

## fans

axial fans

|   |   |                 |                   |
|---|---|-----------------|-------------------|
| <b>ebm-papst</b>  |   |                 |                   |
|  |   |                 |                   |
| 1   |   |                 |                   |
| <b>Part No.</b>   | 601082 <sup>1</sup>   | <b>Ref. No.</b> | 3076620           |
| <b>description</b>  | axial fan L 92mm W 92mm H 25mm 230VAC 50/60Hz 9/11W bearing ball bearing manuf. no. 3956 metal connection male faston 2.8mm ebm-papst fan wheel ø 85mm temp.-resist. 80°C |                 |                   |
| <b>For models:</b>  | 04WPEBV, 08WPEBV, 08WTPEV, 090PEB, 091FR1EX, 091FR1A, 091FR7G, 091FR7GS, 091FR7GX, 190PEB, 190TPE, 6BM, 6BR, 6PC, 6FR, 6FTL, 6FTR, 6PC, 6VTR, 6VTR2                       |                 |                   |
| <b>accessories for</b>  | 601082  |                 |                   |
|  | <b>Part No.</b>   | 691103          | <b>Ref. No.</b> — |
| guard ø 90mm mounting distance 83mm for axial fan 92mm                              |   |                 |                   |

<sup>1</sup>with ball bearings



import



1

|                    |  |                 |                    |
|--------------------|--|-----------------|--------------------|
| <b>Part No.</b>    | 601604 <sup>1</sup>  | <b>Ref. No.</b> | 32M7130<br>32V5790 |
| <b>description</b> | axial fan L 119mm W 119mm H 38mm 230VAC 50/60Hz 17/15W bearing slide bearing manuf. no. AA1282HS-AT connection cable 300mm fan wheel ø 110mm temp.-resist. 70°C input current 0.1A airflow 130m³/h 2600rpm |                 |                    |

<sup>1</sup>with slide bearings



1

|                    |   |                 |                    |
|--------------------|---|-----------------|--------------------|
| <b>Part No.</b>    | 601055 <sup>1</sup>   | <b>Ref. No.</b> | 3113740<br>3205930 |
| <b>description</b> | axial fan L 92mm W 92mm H 25mm 230VAC 50/60Hz 14.5/14W bearing ball bearing connection male faston 2.8mm metal ADDA fan wheel ø 85mm temp.-resist. 70°C |                 |                    |

**For models:** 08WPEBV, 08WTPEV, 090PEB, 091FR1I, 091FR1ID, 091PEB, 10CP1EA, 10CP1IA, 12CP1EA, 12CP1IA, 18CP2EA, 18CP2IA, 190PEB, 190TPE, 191FR2I, 191FR2ID, 191PEB, 191TPE, 2091SCP, FX101E1, FX101E1R, FX101E2, FX101E2C, FX101E2C-VERS.032014, FX101E2R, FX101E2RVERS.032014, FX101E2-VERS.032014, FX101E3, FX101E3C, FX101E3C-VERS.022014, FX101E3R, FX101E3R-VERS.022014, FX101E3-VERS.022014, FX101G1, FX101G1R, FX101G2, FX101G2C, FX101G2C-VERS.032014, FX101G2R, FX101G2R-VERS.032014, FX101G2-VERS.032014, FX101G3, FX101G3C, FX101G3C-VERS.022014, FX101G3R, FX101G3R-VERS.022014, FX101G3-VERS.022014, FX10E2CR, FX10E2CR-VERS.032014, FX10E3CR... (Other models you can see in the webshop)

**accessories for** 601055

|  |  |        |                 |   |
|--|--|--------|-----------------|---|
|  | <b>Part No.</b>  | 550898 | <b>Ref. No.</b> | — |
|  | connecting cable cable length 2000mm connection F 2.8 connection distance 7.9mm for axial flow fan |        |                 |   |
|  | <b>Part No.</b>  | 691103 | <b>Ref. No.</b> | — |
|  | guard ø 90mm mounting distance 83mm for axial fan 92mm   |        |                 |   |

<sup>1</sup>with ball bearings

cross flow fans

COPREL

with standard coil



1

|                    |  |                 |                               |
|--------------------|--|-----------------|-------------------------------|
| <b>Part No.</b>    | 601452   | <b>Ref. No.</b> | 32M0050<br>32M0521<br>32M5920 |
| <b>description</b> | cross flow fan TFL 180 roller ø 60mm roller length 180mm laminated core thickness 20mm motor position left 230V/50Hz 19W universal bearing silicone connection male faston 6.3mm airflow 100m³/h -30 up to +100°C 230V 50Hz  |                 |                               |
| <b>For models:</b> | 120, 120NN, 120PV, 135CPX, 3G6SA, 3G6SA2, 3G6SA4, 40, 40-OPR01, 40PL, 40PV, 40PV-OPR01, 40X, 40X-OPR01, 40XPV, 4G6SB, 4G6SB2, 4G6SB4, 4G6SB6, 55, 55PV, 6BEA11A, 6BEA11B, 6BEA11M, 6BEA11Z, 6BEA2A, 6BEA2B, 6BEA2M, 6BEA2Z, 6BEA3A, 6BEA3B, 6BEA3M, 6BEA3Z, 6BEAA, 6BEAB, 6BEAM, 6BEAZ, 6BEB11A, 6BEB11B, 6BEB11M, 6BEB11Z, 6BEB22A, 6BEB22B, 6BEB22M, 6BEB22Z, 6BEB2A, 6BEB2B, 6BEB2M, 6BEB2Z, 6BEB3A... (Other models you can see in the web-shop) |                 |                               |

accessories for cross flow fans

heater battery



1

|                    |   |                 |         |
|--------------------|---|-----------------|---------|
| <b>Part No.</b>    | 415122  | <b>Ref. No.</b> | 32G1990 |
| <b>description</b> | heater battery mounting distance 185mm W 40mm H 35mm 2000W 230V temperature restriction 105°C heating circuits 2 connection cable cable length 340mm L 197mm for cross flow fan |                 |         |

hot air motors



1

|                    |  |                 |                    |
|--------------------|--|-----------------|--------------------|
| <b>Part No.</b>    | 550688   | <b>Ref. No.</b> | 3151490<br>31S1490 |
| <b>description</b> | bushing for fan motor  |                 |                    |
| <b>For models:</b> | FC101, FC101E, FC241, FC241E, FC241G, FC61, FC61E, FCV101, FCV101-CSA, FCV101DM, FCV101DM-CSA, FCV101DS, FCV101DSCSA, FCV101E, FCV101EDM, FCV101EDM-UL, FCV101EDS, FCV101EDS-UL, FCV101E-UL, FCV141, FCV141-CSA, FCV141DM, FCV141DM-CSA, FCV141DS, FCV141DS-CSA, FCV141E, FCV141EDM, FCV141EDS, FCV241, FCV241DM, FCV241DS, FCV241E, FCV241EDM, FCV241EDM-UL, FCV241EDS, FCV241EDS-UL, FCV241E-UL, FCV241G, FCV241G-CSA, FCV241GDM, FCV241GDM-CSA, FCV241GDS, FCV241GDS-CSA, FCV401DM, FCV401DM-CSA, FCV401EDM, FCV401EDM-UL, FCV61, FCV61-CSA, FCV61DM... (Other models you can see in the webshop) |                 |                    |





1

|                    |   |                 |         |
|--------------------|---|-----------------|---------|
| <b>Part No.</b>    | 601104  | <b>Ref. No.</b> | 32M4301 |
| <b>description</b> | fan motor 220-240V 1 phase 50/60Hz 0.045/0.0765kW 2800/3400rpm speeds 1 L1 97mm L2 41mm L3 19mm D1 ø 8mm D2 ø 10mm 0.35A suitable capacitor 2µF/400V power input 45W at 50Hz 2800/3400rpm |                 |         |
| <b>For models:</b> | 1G1FA0EV, 1G1FA0GV, 1G1PE1EV, 1G1PE2EV, 2G1FA0GV, 2G1PE1EV, 2G1PE2EV, 31GE, 31TC, 31TCE, 32TC, 32TCE  |                 |         |

1

|                    |   |                 |         |
|--------------------|---|-----------------|---------|
| <b>Part No.</b>    | 601210  | <b>Ref. No.</b> | 32M4260 |
| <b>description</b> | fan motor 220-240V 1 phase 50Hz 0.075kW 2800rpm speeds 1 L1 120mm L2 38mm L3 36mm D1 ø 12mm D2 ø 8mm M5R IT 0.55A suitable capacitor 2.5µF/400V at 50Hz 2800rpm type 1074 |                 |         |
| <b>For models:</b> | FCV3EM, FCV4E, FCV4EDS, FCV4EM, FM423E1, FM423E2  |                 |         |

1

|                    |  |                 |         |
|--------------------|--|-----------------|---------|
| <b>Part No.</b>    | 601043   | <b>Ref. No.</b> | 32M1500 |
| <b>description</b> | fan motor 220-240V 1 phase 50Hz 0.37/0.07kW 0.1/0.5HP 1400/2700rpm speeds 2 L1 123mm L2 107mm L3 15mm D1 ø 15mm D2 ø 12mm M10L ET 2/0.7A suitable capacitor 20µF/250V at 50Hz 1400/2700rpm type 1057 |                 |         |

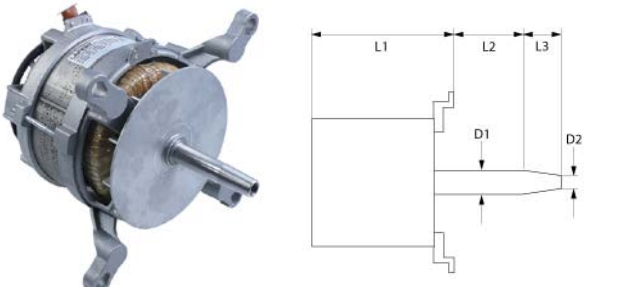
1

|                        |   |                 |         |
|------------------------|---|-----------------|---------|
| <b>Part No.</b>        | 601211  | <b>Ref. No.</b> | 32M3820 |
| <b>description</b>     | fan motor 230/400-415V 3 phase 50/60Hz 0.25kW 1400/1600rpm speeds 1 L1 175mm L2 70mm L3 27mm D1 ø 17mm D2 ø 12mm M8R IT 1.4/0.8A at 50Hz 1400rpm at 60Hz 1600rpm type 1046.4530   |                 |         |
| <b>For models:</b>     | FC101, FC101E, FC241, FC241E, FC241G, FC61, FC61E, FCV101, FCV101DS, FCV101E, FCV101EDS, FCV141, FCV141DS, FCV141E, FCV141EDS, FCV241, FCV241DS, FCV241E, FCV241EDS, FCV241G, FCV241GDS, FCV61, FCV61DS, FCV61E, FCV61EDS |                 |         |
| <b>accessories for</b> | 601211  |                 |         |
|                        |   | <b>Part No.</b> | 550690  |
|                        |   | <b>Ref. No.</b> | 3150900 |
|                        | shaft sealing for fan motor   |                 |         |

1


|                    |   |                 |         |
|--------------------|---|-----------------|---------|
| <b>Part No.</b>    | 601713  | <b>Ref. No.</b> | 32M6722 |
| <b>description</b> | fan motor 230/400V 1 phase 50/60Hz 0.55kW 0.75HP 1400rpm speeds 1 L1 200mm L2 53mm L3 32mm D1 ø 18mm D2 ø 15mm M10x1 suitable capacitor 31.5µF Cos(φ) 0.72 at 50Hz 1400rpm at 60Hz 1700rpm type 3065A4051   |                 |         |
| <b>For models:</b> | FC1011E, FC1011G, FC1221E, FC1221G, FC611E, FC611G, FM1011E1, FM1011E1-VERS.2006, FM1011E2, FM1011E2-VERS.2006, FM1011E3, FM1011G1, FM1011G1-VERS.2006, FM1011G2, FM1011G2-VERS.2006, FM1011G3, FM1221E1, FM1221E1-VERS.2006, FM1221E2, FM1221E2-VERS.2006, FM1221E3, FM1221G1, FM1221G2, FM1221G3, FM2011E2-VERS.2006, FM2011G2-VERS.2006, FM2021E1, FM2021E2, FM2021E2-VERS.2006, FM2021E3, FM2021G1, FM2021G2, FM2021G3, FM611E1, FM611E1-VERS.2006, FM611E2, FM611E2-VERS.2006, FM611E3, FM611G1, FM611G1-VERS.2006, FM611G2, FM611G2-VERS.2006, FM611G3, FM721E1, FM721E1-VERS.2006, FM721E2, FM721E2-VERS.2006, FM721E3, FM721G1, FM721G1-VERS.2006...(Other models you can see in the webshop) |                 |         |



1

|                    |   |                 |         |
|--------------------|---|-----------------|---------|
| <b>Part No.</b>    | 601598  | <b>Ref. No.</b> | 3001182 |
| <b>description</b> | fan motor 230V 1 phase 50Hz 0.22/0.55kW 960/1430rpm speeds 2 L1 175mm L2 52mm L3 32mm D1 ø 15mm D2 ø 18mm M10R IT 1.7/3.7A suitable capacitor 36/25 Cos(fi) 0.96 at 50Hz 960/1430rpm type LM/ FB 100L |                 |         |
| <b>For models:</b> | FM1011G1, FM1011G2, FM1011G3, FM1011G3-VERS.2006, FM2011G3-VERS.2006, FM611G1, FM611G2, FM611G3, FM611G3-VERS.2006, FM721G1, FM721G2, FM721G3, FM721G3-VERS.2006                                      |                 |         |




1

|                    |   |                 |         |
|--------------------|---|-----------------|---------|
| <b>Part No.</b>    | 601212  | <b>Ref. No.</b> | 32M3880 |
| <b>description</b> | fan motor 380-400-415V 3 phase 50Hz 0.04/0.33HP 700/1400rpm speeds 2 L1 180mm L2 70mm L3 27mm D1 ø 17mm D2 ø 12mm M8R IT 0.4/0.9A at 50Hz 700/1400rpm type 1046/4-8 |                 |         |
| <b>For models:</b> | FCV101DM, FCV101EDM, FCV141DM, FCV141EDM, FCV241DM, FCV241EDM, FCV241GDM, FCV401EDM, FCV61DM, FCV61EDM  |                 |         |



1

|                    |   |                 |                    |
|--------------------|---|-----------------|--------------------|
| <b>Part No.</b>    | 601221  | <b>Ref. No.</b> | 32M4270<br>32M4271 |
| <b>description</b> | fan wheel D1 ø 180mm H1 60mm blades 12 D2 ø 9mm D3 ø 12.5mm H2 35mm |                 |                    |
| <b>For models:</b> | FCV3EM, FCV4E, FCV4EDS, FCV4EM, FM423E1, FM423E2                    |                 |                    |



1

|                    |  |                 |         |
|--------------------|--|-----------------|---------|
| <b>Part No.</b>    | 601060   | <b>Ref. No.</b> | 32M1570 |
| <b>description</b> | fan wheel D1 ø 180mm H1 60mm blades 16 D2 ø 11mm D3 ø 16mm H2 30mm |                 |         |



1

|                    |  |                 |                    |
|--------------------|--|-----------------|--------------------|
| <b>Part No.</b>    | 601207   | <b>Ref. No.</b> | 32M3811<br>32M3812 |
| <b>description</b> | fan wheel D1 ø 280mm H1 135mm blades 12 D2 ø 12mm D3 ø 18mm H2 55mm  |                 |                    |
| <b>For models:</b> | FC61, FC61E, FCV61, FCV61-CSA, FCV61DM, FCV61DM-CSA, FCV61DS, FCV61DS-CSA, FCV61E, FCV61EDM, FCV61EDM-UL, FCV61EDS, FCV61EDS-UL, FCV61E-UL |                 |                    |




1


|                    |  |                 |         |
|--------------------|--|-----------------|---------|
| <b>Part No.</b>    | 514449   | <b>Ref. No.</b> | 32M6741 |
| <b>description</b> | fan wheel D1 ø 283mm H1 140mm blades 8 D2 ø 15mm D3 ø 18mm   |                 |         |
| <b>For models:</b> | FC611E, FC611G, FM611E1, FM611E1-VERS.2006, FM611E2, FM611E2-VERS.2006, FM611E3, FM611E3-VERS.2006, FM611G1, FM611G1-VERS.2006, FM611G2, FM611G2-VERS.2006, FM611G3, FM611G3-VERS.2006 |                 |         |





|   |  |                 |         |
|---|--|-----------------|---------|
|  |  |                 |         |
| 1   |  |                 |         |
| <b>Part No.</b>   | 601208   | <b>Ref. No.</b> | 32M2561 |
| <b>description</b>  | fan wheel D1 ø 335mm H1 135mm blades 12 D2 ø 12mm D3 ø 18mm H2 56mm  |                 |         |
| <b>For models:</b>  | FC101, FC101E, FCV101, FCV101-CSA, FCV101DM, FCV101DM-CSA, FCV101DS, FCV101DS-CSA, FCV101E, FCV101EDM, FCV101EDM-UL, FCV101EDS, FCV101EDS-UL, FCV101E-UL, FCV141, FCV141-CSA, FCV141DM, FCV141DM-CSA, FCV141DS, FCV141DS-CSA, FCV141E, FCV141EDM, FCV141EDS, FCV72EDM-UL, FCV72EDS-UL, FCV72E-UL |                 |         |


|   |  |                 |         |
|---|--|-----------------|---------|
|  |  |                 |         |
| 1   |  |                 |         |
| <b>Part No.</b>   | 601209   | <b>Ref. No.</b> | 32M3992 |
| <b>description</b>  | fan wheel D1 ø 400mm H1 135mm blades 20 D2 ø 12mm D3 ø 18mm H2 54mm  |                 |         |
| <b>For models:</b>  | FC241E, FC241G, FCV241E, FCV241EDM, FCV241EDM-UL, FCV241EDS, FCV241EDS-UL, FCV241E-UL, FCV241G, FCV241G-CSA, FCV241GDM, FCV241GDM-CSA, FCV241GDS, FCV241GDS-CSA, FCV401EDM, FCV401EDM-UL |                 |         |

|   |                                |                 |         |
|---|--------------------------------|-----------------|---------|
|  |                                |                 |         |
| 1   |                                |                 |         |
| <b>Part No.</b>   | 550687                         | <b>Ref. No.</b> | 33Q6320 |
| <b>description</b>  | flange for fan motor           |                 |         |
| <b>For models:</b>  | FCV3EM, FCV4E, FCV4EDS, FCV4EM |                 |         |

|   |   |                 |         |
|---|---|-----------------|---------|
|  |   |                 |         |
| 1   |   |                 |         |
| <b>Part No.</b>   | 697866  | <b>Ref. No.</b> | 33Q5690 |
| <b>description</b>  | flange for fan motor ED ø 58mm int. ø 1 38.8mm int. ø 2 19/23mm brass   |                 |         |
| <b>For models:</b>  | FC101, FC101E, FC241, FC241E, FC241G, FC61, FC61E, FCV101, FCV101-CSA, FCV101DM, FCV101DM-CSA, FCV101DS, FCV101DSCSA, FCV101E, FCV101EDM, FCV101EDM-UL, FCV101EDS, FCV101EDS-UL, FCV101E-UL, FCV141, FCV141-CSA, FCV141DM, FCV141DM-CSA, FCV141DS, FCV141DS-CSA, FCV141E, FCV141EDM, FCV141EDS, FCV241, FCV241DM, FCV241DS, FCV241E, FCV241EDM, FCV241EDM-UL, FCV241EDS, FCV241EDS-UL, FCV241E-UL, FCV241G, FCV241G-CSA, FCV241GDM, FCV241GDM-CSA, FCV241GDS, FCV241GDS-CSA, FCV401DM, FCV401DM-CSA, FCV401EDM, FCV401EDM-UL, FCV61, FCV61-CSA, FCV61DM...(Other models you can see in the webshop) |                 |         |

|   |  |                 |         |
|---|--|-----------------|---------|
|  |  |                 |         |
| 1   |  |                 |         |
| <b>Part No.</b>   | 550686   | <b>Ref. No.</b> | 37Q0250 |
| <b>description</b>  | gasket for fan motor ID ø 12mm ED ø 58mm thickness 1mm with 3 screw holes  |                 |         |
| <b>For models:</b>  | BX101E, BX101E-VERS.122013, BX101G, BX101G-VERS.122013, BX122E, BX122E-VERS.122013, BX122G, BX122G-VERS.122013, BX61E, BX61E-VERS.122013, BX61G, BX61G-VERS.122013, BX82E, BX82E-VERS.122013, BX82G, BX82G-VERS.122013, FC1011E, FC1011G, FC1221E, FC1221G, FC611E, FC611G, FCV3EM, FCV4E, FCV4EDS, FCV4EM, FM1011E1, FM1011E1-VERS.2006, FM1011E2, FM1011E2-VERS.2006, FM1011E3, FM1011E3-VERS.2006, FM1011G1, FM1011G1-VERS.2006, FM1011G2, FM1011G2-VERS.2006, FM1011G3, FM1011G3-VERS.2006, FM1221E1, FM1221E1-VERS.2006, FM1221E2, FM1221E2-VERS.2006, FM1221E3, FM1221E3-VERS.2006, FM1221G1, FM1221G1-VERS.2006, FM1221G2, FM1221G2-VERS.2006, FM1221G3, FM1221G3-VERS.2006...(Other models you can see in the webshop) |                 |         |


|   |  |                 |         |
|---|--|-----------------|---------|
|  |  |                 |         |
| 1   |  |                 |         |
| <b>Part No.</b>   | 550689   | <b>Ref. No.</b> | 37Q3011 |
| <b>description</b>  | gasket for fan motor ID ø 40mm ED ø 58mm thickness 1mm with 3 screw holes  |                 |         |
| <b>For models:</b>  | FC101, FC101E, FC241, FC241E, FC241G, FC61, FC61E, FCV101, FCV101-CSA, FCV101DM, FCV101DM-CSA, FCV101DS, FCV101DSCSA, FCV101E, FCV101EDM, FCV101EDM-UL, FCV101EDS, FCV101EDS-UL, FCV101E-UL, FCV141, FCV141-CSA, FCV141DM, FCV141DM-CSA, FCV141DS, FCV141DS-CSA, FCV141E, FCV141EDM, FCV141EDS, FCV241, FCV241DM, FCV241DS, FCV241E, FCV241EDM, FCV241EDM-UL, FCV241EDS, FCV241EDS-UL, FCV241E-UL, FCV241G, FCV241G-CSA, FCV241GDM, FCV241GDM-CSA, FCV241GDS, FCV241GDS-CSA, FCV3EM, FCV401DM, FCV401DM-CSA, FCV401EDM, FCV401EDM-UL, FCV4E, FCV4EDS...(Other models you can see in the webshop) |                 |         |

|   |   |                 |         |
|---|---|-----------------|---------|
|  |   |                 |         |
| 1   |   |                 |         |
| <b>Part No.</b>   | 550690  | <b>Ref. No.</b> | 3150900 |
| <b>description</b>  | shaft sealing for fan motor   |                 |         |
| <b>For models:</b>  | FC101, FC101E, FC241, FC241E, FC241G, FC61, FC61E, FCV101, FCV101-CSA, FCV101DM, FCV101DM-CSA, FCV101DS, FCV101DSCSA, FCV101E, FCV101EDM, FCV101EDM-UL, FCV101EDS, FCV101EDS-UL, FCV101E-UL, FCV141, FCV141-CSA, FCV141DM, FCV141DM-CSA, FCV141DS, FCV141DS-CSA, FCV141E, FCV141EDM, FCV141EDS, FCV241, FCV241DM, FCV241DS, FCV241E, FCV241EDM, FCV241EDM-UL, FCV241EDS, FCV241EDS-UL, FCV241E-UL, FCV241G, FCV241G-CSA, FCV241GDM, FCV241GDM-CSA, FCV241GDS, FCV241GDS-CSA, FCV401DM, FCV401DM-CSA, FCV401EDM, FCV401EDM-UL, FCV61, FCV61-CSA, FCV61DM...(Other models you can see in the webshop) |                 |         |

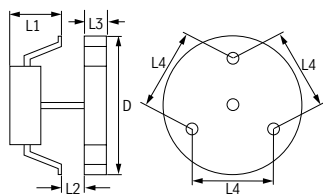




hot air fans

miscellaneous



1

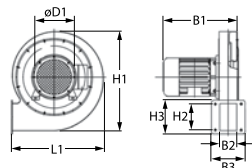


|   |  |                 |  |
|---|--|-----------------|--|
| <b>Part No.</b>   | 601011   | <b>Ref. No.</b> | 32M0360<br>32M2320<br>32M2420<br>32M5690 |
| <b>description</b>  | hot air fan 220-240V 40W 50/60Hz L1 65mm L2 15mm L3 25mm L4 87mm fan wheel ø 150mm FIME type C25R8023CLH   |                 |  |
| <b>For models:</b>  | A12A1E, A12B1E, A12B2E, A12M1E, A12Z1E, A12Z2E, A14A1E, A14B1E, A14B2E, A14M1E, A14Z1E, A14Z2E, A16A1E, A16B1E, A16B2E, A16M1E, A16Z1E, A16Z2E, A18A1E, A18B1E, A18B2E, A18M1E, A18Z1E, A18Z2E, A20A1E, A20B1E, A20B2E, A20M1E, A20Z1E, A20Z2E, ACBM, ACBM218, ACPN, ACPN218, AJ12AE, AJ12ME, AJ14AE, AJ14ME, AJ16AE, AJ16ME, AJ18AE, AJ18ME, AJ20AE, AJ20ME, SL14CPN, SL14CVB, SL21CPN, SL21CVB |                 |  |
| <b>accessories for</b>  | 601011   |                 |  |
|  | <b>Part No.</b>  | 550879          | <b>Ref. No.</b> —                        |
|   | insulation ø 130mm thickness 3mm hole ø 20mm for hot air fan   |                 |  |
|  | <b>Part No.</b>  | 601260          | <b>Ref. No.</b> —                        |
|   | nut thread M6L IT for hot air fan  |                 |  |

radial fans



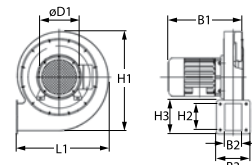
1



|                    |   |                 |         |
|--------------------|---|-----------------|---------|
| <b>Part No.</b>    | 601870  | <b>Ref. No.</b> | 32V6840 |
| <b>description</b> | radial fan 230/240V voltage AC 50/60Hz H1 180mm L1 175mm D1 ø 75mm W1 80mm W2 50mm H2 50mm W3 83mm H3 83mm  |                 |         |
| <b>For models:</b> | FC1221G, FM1221G1, FM1221G1-VERS.2006, FM1221G2, FM1221G2-VERS.2006, FM1221G3, FM1221G3-VERS.2006, FM2021G1, FM2021G2, FM2021G2-VERS.2006, FM2021G3, FM2021G3-VERS.2006 |                 |         |



1




|                    |   |                 |         |
|--------------------|---|-----------------|---------|
| <b>Part No.</b>    | 601599  | <b>Ref. No.</b> | 32V5830 |
| <b>description</b> | radial fan 230V voltage AC 50Hz 60W H1 175mm L1 205mm D1 ø 109mm W1 135mm W2 58mm H2 58mm convection oven   |                 |         |
| <b>For models:</b> | FC1011G, FC611G, FM1011G1, FM1011G1-VERS.2006, FM1011G2, FM1011G2-VERS.2006, FM1011G3, FM1011G3-VERS.2006, FM2011G2-VERS.2006, FM2011G3-VERS.2006, FM611G1, FM611G1-VERS.2006, FM611G2, FM611G2-VERS.2006, FM611G3, FM611G3-VERS.2006, FM721G1, FM721G1-VERS.2006, FM721G2, FM721G2-VERS.2006, FM721G3, FM721G3-VERS.2006 |                 |         |

accessories universal



1

|   |  |                 |                         |
|---|--|-----------------|-------------------------|
| <b>Part No.</b>   | 801197   | <b>Ref. No.</b> | 3018670<br>6003060      |
| <b>description</b>  | puller for fan wheel seat ø 27-33mm thread M16x1.5 WS 17   |                 |                         |
| <b>For models:</b>  | FM1011E1, FM1011E2, FM1011E3, FM1011G1, FM1011G2, FM1011G3, FM1221E1, FM1221E2, FM1221E3, FM1221G1, FM1221G2, FM1221G3, FM611E1, FM611E2, FM611E3, FM611G1, FM611G2, FM611G3 |                 |                         |
| <b>spare parts for</b>  | 801197   |                 |                         |
|  | <b>Part No.</b>  | 801198          | <b>Ref. No.</b> 3019160 |
|   | screw for puller thread M16x1.5 L 63mm WS 17   |                 |                         |

pumps


vibration pumps



1


|                    |   |                 |         |
|--------------------|---|-----------------|---------|
| <b>Part No.</b>    | 520159  | <b>Ref. No.</b> | 3007950 |
| <b>description</b> | hose connector nickel-plated brass straight thread 1/8" hose ø 6mm Qty 1 pcs WS 12 total length 32mm thread L 7.5mm grommet ø 6mm grommet length 19.5mm |                 |         |
| <b>For models:</b> | FM1011E3, FM1011G3, FM1221E3, FM1221G3, FM2021E3, FM2021G3, FM423E2, FM611E3, FM611G3, FM721E3, FM721G3   |                 |         |



|   |  |                 |                    |
|---|--|-----------------|--------------------|
|  |  |                 |                    |
| 1   |  |                 |                    |
| <b>Part No.</b>   | 500972   | <b>Ref. No.</b> | 32M7000<br>32M7001 |
| <b>description</b>  | vibration pump 230V 47W 50Hz inlet ø 7 outlet ø 1/8" IT CEME type E507   |                 |                    |
| <b>For models:</b>  | FM1011E3, FM1011E3-VERS.2006, FM1011G3, FM1011G3-VERS.2006, FM1221E3, FM1221E3-VERS.2006, FM1221G3-VERS.2006, FM2011E3-VERS.2006, FM2011G3-VERS.2006, FM2021E3, FM2021E3-VERS.2006, FM2021G3, FM2021G3-VERS.2006, FM611E3, FM611E3-VERS.2006, FM611G3, FM611G3-VERS.2006, FM721E3, FM721E3-VERS.2006, FM721G3, FM721G3-VERS.2006 |                 |                    |


filters


interference suppression filters


|  |   |                 |         |
|--|---|-----------------|---------|
|  |   |                 |         |
| 1  |   |                 |         |
| <b>Part No.</b>  | 365065  | <b>Ref. No.</b> | 32Z6100 |
| <b>description</b>   | interference suppression filter 1000Ohm capacity 1µF  |                 |         |
| <b>For models:</b>   | FCV101DM, FCV101DS, FCV101EDM, FCV101EDS, FCV141DM, FCV141DS, FCV141EDM, FCV141EDS, FCV241DM, FCV241DS, FCV241EDM, FCV241EDS, FCV241GDM, FCV241GDS, FCV401DM, FCV401EDM, FCV4E, FCV4EDS, FCV61DM, FCV61DM-CSA, FCV61DS, FCV61EDM, FCV61EDM-UL, FCV61EDS |                 |         |

fuses

fine fuses

|  |  |                 |         |
|--|--|-----------------|---------|
|  |  |                 |         |
| 1  |  |                 |         |
| <b>Part No.</b>  | 358668   | <b>Ref. No.</b> | 3201540 |
| <b>description</b>   | fine fuse size ø5x20mm 0.5A fast-acting rated 250V Qty 10 pcs  |                 |         |
| <b>For models:</b>   | 04WFR3ED, 08WFR4ED, 08WGREV, 091FR3ED, 0A1FR1ED, 0A1FR3ED, 0D1FR1ED, 0D1FR3ED, 0G0FR3ED, 10CP1EA, 10CP1GA, 10CP1IA, 12CP1EA, 12CP1GA, 12CP1IA, 18CP2EA, 18CP2GA, 18CP2IA, 191FR4ED, 1A1FR2ED, 1A1FR4ED, 1D1FR2ED, 1D1FR4ED, 71RA, 91RA, FC101, FC1011E, FC1011G, FC101E, FC1221E, FC1221G, FC241, FC241E, FC241G, FC61, FC61E, FC611G, FC61E, FCV101, FCV101DM, FCV101DS, FCV101E, FCV101EDM, FCV101EDS, FCV141, FCV141DM, FCV141DS, FCV141E, FCV141EDM, FCV141EDS...(Other models you can see in the webshop) |                 |         |

|  |   |                 |         |
|--|---|-----------------|---------|
|  |   |                 |         |
| 1  |   |                 |         |
| <b>Part No.</b>  | 358671  | <b>Ref. No.</b> | 3200020 |
| <b>description</b>   | fine fuse size ø5x20mm 1A fast-acting rated 250V Qty 10 pcs |                 |         |


|   |  |                 |         |
|---|--|-----------------|---------|
|  |  |                 |         |
| 1   |  |                 |         |
| <b>Part No.</b>   | 358031   | <b>Ref. No.</b> | 32V6210 |
| <b>description</b>  | fine fuse size ø10x38mm 10A rated 500V type Gg fast-acting Qty 1 pcs   |                 |         |
| <b>For models:</b>  | BX101E, BX101E-VERS.122013, BX122E, BX122E-VERS.122013, BX61E, BX61E-VERS.122013, BX82E, BX82E-VERS.122013, FC1011E, FC1221E, FC611E, FM1011E1, FM1011E1-VERS.2006, FM1011E2, FM1011E2-VERS.2006, FM1011E3, FM1011E3-VERS.2006, FM1221E1, FM1221E1-VERS.2006, FM1221E2, FM1221E2-VERS.2006, FM1221E3-VERS.2006, FM2011E2-VERS.2006, FM2011E3-VERS.2006, FM2021E1, FM2021E2, FM2021E2-VERS.2006, FM2021E3, FM2021E3-VERS.2006, FM611E1, FM611E1-VERS.2006, FM611E2, FM611E2-VERS.2006, FM611E3, FM611E3-VERS.2006, FM721E1, FM721E1-VERS.2006, FM721E2, FM721E2-VERS.2006, FM721E3, FM721E3-VERS.2006, FX101E1, FX101E1R, FX101E2, FX101E2C, FX101E2C-VERS.032014, FX101E2R, FX101E2R-VERS.032014, FX101E2-VERS.032014, FX101E3...(Other models you can see in the webshop) |                 |         |

condensators & interference suppression filters

operating capacitors

plastic

|  |   |                 |         |
|--|---|-----------------|---------|
|  |   |                 |         |
| 1  |   |                 |         |
| <b>Part No.</b>  | 365022  | <b>Ref. No.</b> | 32V6540 |
| <b>description</b>   | operating capacitor capacity 40µF 400V tolerance 5%Hz ambient temperature max. -25 to +85°C ø 45mm L 95mm M8 plastic connection male faston 6.3mm protection  |                 |         |
| <b>For models:</b>   | BX101G, BX101G-VERS.122013, BX82G, BX82G-VERS.122013, FM1011G1, FM1011G2, FM1011G3, FM611G1, FM611G2, FM611G3, FM721G1, FM721G1-VERS.2006, FM721G2, FM721G2-VERS.2006, FM721G3, FM721G3-VERS.2006, FX101G1, FX101G1R, FX101G2, FX101G2C, FX101G2C-VERS.032014, FX101G2R, FX101G2R-VERS.032014, FX101G2-VERS.032014, FX10G2CR, FX10G2CR-VERS.032014, FX201G2, FX201G2P, FX201G2P-VERS.032014, FX201G2-VERS.032014, FX202G2, FX202G2-VERS.032014, FX82G1, FX82G2, FX82G2C, FX82G2T, FX82G2T-VERS.032014 |                 |         |

|   |   |                 |         |
|---|---|-----------------|---------|
|  |   |                 |         |
| 1   |   |                 |         |
| <b>Part No.</b>   | 365013  | <b>Ref. No.</b> | 32Z2490 |
| <b>description</b>  | operating capacitor capacity 8µF 400V tolerance 5%Hz ambient temperature max. -25 to +85°C ø 31.5mm L 55mm M8 plastic connection male faston 6.3mm protection |                 |         |
| <b>For models:</b>  | 71AR  |                 |         |







## electric accessories

### terminals


#### porcelain clamps


|  |   |                 |         |
|--|---|-----------------|---------|
|  <p>1</p> |   |                 |         |
| <b>Part No.</b>  | 550112  | <b>Ref. No.</b> | 3000060 |
| <b>description</b>   | porcelain terminal block 2-pole 2.5mm <sup>2</sup> max. 10A max 250V t.max. 200°C L 22mm W 17mm H 15mm mounting distance mm Qty 1 pcs |                 |         |

#### terminal blocks

|  |  |                 |         |
|--|--|-----------------|---------|
|  <p>1</p> |  |                 |         |
| <b>Part No.</b>  | 550232   | <b>Ref. No.</b> | 32D1450 |
| <b>description</b>   | lustre terminal 12-pole cross section 2.5mm <sup>2</sup> max. 32A max 450V temp.-resist. 150°C   |                 |         |
| <b>For models:</b>   | 031FT04, 031FT06, 04WBMEV, 04WCP1EM, 04WFR3ED, 04WPE4V, 04WPEBV, 04WVT3RV, 06WBR3E, 06WFT1EV, 06WFT2EV, 06WFT3EV, 06WFT4EV, 06WFT6EV, 06WFT7EV, 070FT04, 070FT05, 071FT04, 071FT06, 08WFR4ED, 08WFT1EV, 08WFT2EV, 08WFT3EV, 08WFT4EV, 08WFT4GV, 08WFT6EV, 08WFT6GV, 08WFT7EV, 08WPE4V, 08WPEBV, 08WTPEV, 090BM1G, 090FT04, 090FT05, 090FT1G, 090FT2G, 090FT4G, 090FT5G, 090FT7G, 090GRG, 090PE4, 090VTR, 091CP1E, 091CP1G, 091FR1EA, 091FR1EX, 091FR3E, 091FR3ED, 091FT04, 091FT06...(Other models you can see in the webshop) |                 |         |

#### connection terminals with screw/faston connections

|  |  |                 |         |
|--|--|-----------------|---------|
|  <p>1</p> |  |                 |         |
| <b>Part No.</b>  | 550278   | <b>Ref. No.</b> | 32D0171 |
| <b>description</b>   | power terminal block 3-pole max. 40A max 400V connection ø6mm <sup>2</sup> / F6.3 temp.-resist. 150°C cross section 6mm <sup>2</sup> |                 |         |












|  |  |                 |                    |
|--|--|-----------------|--------------------|
|  <p>1</p> |  |                 |                    |
| <b>Part No.</b>  | 550411   | <b>Ref. No.</b> | 32D0250<br>32D0251 |
| <b>description</b>   | power terminal block 6-pole max. 40A max 450V connection ø6mm <sup>2</sup> / F6.3 temp.-resist. 150°C cross section 6mm <sup>2</sup> |                 |                    |

## gas valves and ignition boxes

### gas control valves

#### SIT

#### ELETTROSIT

|   |   |                 |                                |
|---|---|-----------------|--------------------------------|
|  <p>1</p> |   |                 |                                |
| <b>Part No.</b>   | 101993  | <b>Ref. No.</b> | 33A0590                        |
| <b>description</b>  | gas valve SIT type ELETTROSIT 230V gas inlet 1/2" gas outlet 1/2" thermocouple connection M9x1 pilot connection M10x1 lateral equiv. no. 0.810.126  |                 |                                |
| <b>For models:</b>  | 30F1, 30F1B, 30FS2, 30FS2B, 70F1, 70F1B, 71AR, 71F2, 71F2B, 71RA, 90F110B, 91AR, 91F210, 91F210B, 91F223B, 91RA, FC101, FC61, FCV101, FCV101DM, FCV101DS, FCV241GDM, FCV241GDS, FCV401DM, FCV61, FCV61DM, FCV61DS |                 |                                |
| <b>spare parts for</b>  | 101993  |                 |                                |
|   |  <p>Part No.</p>  | 101312          | <p>Ref. No.</p> <p>33A0020</p> |
|   | microswitch   |                 |                                |
|   |  <p>Part No.</p>   | 101352          | <p>Ref. No.</p> <p>—</p>       |
|   | solenoid coil 230V 50Hz suitable for ELETTROSIT   |                 |                                |
| <b>accessories for</b>  | 101993  |                 |                                |
|   |  <p>Part No.</p>   | 100006          | <p>Ref. No.</p> <p>—</p>       |
|   | piezoelectric igniter suitable for ELETTROSIT body plastic blowing connection ø2.4mm ø 14mm   |                 |                                |
|   |  <p>Part No.</p>   | 100904          | <p>Ref. No.</p> <p>—</p>       |
|   | locking screw M10x1 for pipe ø 4mm Qty 1 pcs  |                 |                                |
|   |  <p>Part No.</p>   | 100905          | <p>Ref. No.</p> <p>—</p>       |
|   | locking screw M10x1 for pipe ø 6mm Qty 1 pcs  |                 |                                |
|   |  <p>Part No.</p>   | 101301          | <p>Ref. No.</p> <p>—</p>       |
|   | gas connection thread 1/2" straight ELETTROSIT screw with O-ring  |                 |                                |
|   |  <p>Part No.</p>   | 101303          | <p>Ref. No.</p> <p>—</p>       |
|   | gas connection straight thread 3/4" ELETTROSIT  |                 |                                |
|   |  <p>Part No.</p>   | 101309          | <p>Ref. No.</p> <p>—</p>       |
|   | extension   |                 |                                |
|   |  <p>Part No.</p>   | 103104          | <p>Ref. No.</p> <p>—</p>       |
|   | ignition switch   |                 |                                |
|   |  <p>Part No.</p>   | 541504          | <p>Ref. No.</p> <p>33Q5880</p> |
|   | double nipple thread 1/2" - 1/2"  |                 |                                |





1

|   |   |                 |                         |
|---|---|-----------------|-------------------------|
| <b>Part No.</b>   | 101127  | <b>Ref. No.</b> | 33A0530                 |
| <b>description</b>  | gas valve SIT type ELETROSIT 230V gas inlet 3/4" gas outlet 3/4" thermocouple connection M9x1 pilot connection M10x1 lateral equiv. no. 0.810.175 |                 |                         |
| <b>For models:</b>  | FC241, FC241G, FCV141, FCV141DM, FCV141DS, FCV241, FCV241DM, FCV241DS, FCV241G  |                 |                         |
| <b>spare parts for</b>  | 101127  |                 |                         |
|    | <b>Part No.</b>   | 101312          | <b>Ref. No.</b> 33A0020 |
|   | microswitch   |                 |                         |
|    | <b>Part No.</b>   | 101352          | <b>Ref. No.</b> —       |
|   | solenoid coil 230V 50Hz suitable for ELETROSIT  |                 |                         |
| <b>accessories for</b>  | 101127  |                 |                         |
|   | <b>Part No.</b>   | 100006          | <b>Ref. No.</b> —       |
|   | piezoelectric igniter suitable for ELETROSIT body plastic blowing connection $\varnothing 2.4\text{mm}$ $\varnothing 14\text{mm}$                 |                 |                         |
|  | <b>Part No.</b>   | 100904          | <b>Ref. No.</b> —       |
|   | locking screw M10x1 for pipe $\varnothing 4\text{mm}$ Qty 1 pcs   |                 |                         |
|  | <b>Part No.</b>   | 100905          | <b>Ref. No.</b> —       |
|   | locking screw M10x1 for pipe $\varnothing 6\text{mm}$ Qty 1 pcs   |                 |                         |
|  | <b>Part No.</b>   | 101301          | <b>Ref. No.</b> —       |
|   | gas connection thread 1/2" straight ELETROSIT screw with O-ring   |                 |                         |
|  | <b>Part No.</b>   | 101303          | <b>Ref. No.</b> —       |
|   | gas connection straight thread 3/4" ELETROSIT   |                 |                         |
|  | <b>Part No.</b>   | 101309          | <b>Ref. No.</b> —       |
|   | extension   |                 |                         |

## NOVASIT







1

|   |  |                 |                         |
|---|--|-----------------|-------------------------|
| <b>Part No.</b>   | 101760   | <b>Ref. No.</b> | 33A1640                 |
| <b>description</b>  | gas valve SIT series Novasit 820 220V 50Hz gas inlet 1/2" gas outlet 1/2" thermocouple connection M9x1 pilot connection M10x1 ignition pressure 3-5mbar pressure range 3-30mbar pressure regulator connection blind equiv. no. 0.820.060 |                 |                         |
| <b>spare parts for</b>  | 101760   |                 |                         |
|    | <b>Part No.</b>  | 101065          | <b>Ref. No.</b> —       |
|   | magnet unit with cable L 44mm D1 $\varnothing 30\text{mm}$ D2 $\varnothing 20\text{mm}$ suitable for NOVASIT   |                 |                         |
|    | <b>Part No.</b>  | 101867          | <b>Ref. No.</b> —       |
|   | solenoid coil 220V 60Hz  |                 |                         |
| <b>accessories for</b>  | 101760   |                 |                         |
|   | <b>Part No.</b>  | 100006          | <b>Ref. No.</b> —       |
|   | piezoelectric igniter suitable for ELETROSIT body plastic blowing connection $\varnothing 2.4\text{mm}$ $\varnothing 14\text{mm}$  |                 |                         |
|  | <b>Part No.</b>  | 100904          | <b>Ref. No.</b> —       |
|   | locking screw M10x1 for pipe $\varnothing 4\text{mm}$ Qty 1 pcs  |                 |                         |
|  | <b>Part No.</b>  | 100905          | <b>Ref. No.</b> —       |
|   | locking screw M10x1 for pipe $\varnothing 6\text{mm}$ Qty 1 pcs  |                 |                         |
|  | <b>Part No.</b>  | 101305          | <b>Ref. No.</b> —       |
|   | gas connection straight 1/2" flange 45x45mm ELETROSIT/V4400/4600/4605 suitable for SIT/HONEYWELL hole distance 36x36mm   |                 |                         |
|  | <b>Part No.</b>  | 101306          | <b>Ref. No.</b> —       |
|   | gas connection angled flange 45x45mm hole distance 36x36mm 1/2" ELETROSIT/V4400/4600/4605 screw with O-ring suitable for SIT/HONEYWELL   |                 |                         |
|  | <b>Part No.</b>  | 101307          | <b>Ref. No.</b> —       |
|   | gas connection straight flange 45x45mm hole distance 36x36mm 3/4" ELETROSIT/V4400/4600/4605 screw with O-ring suitable for SIT/HONEYWELL   |                 |                         |
|  | <b>Part No.</b>  | 101308          | <b>Ref. No.</b> —       |
|   | gas connection angled flange 45x45mm hole distance 36x36mm 3/4" ELETROSIT/V4400/4600/4605 screw with O-ring suitable for SIT/HONEYWELL   |                 |                         |
|  | <b>Part No.</b>  | 101312          | <b>Ref. No.</b> 33A0020 |
|   | microswitch  |                 |                         |
|  | <b>Part No.</b>  | 101313          | <b>Ref. No.</b> —       |
|   | solenoid coil 230V 50Hz  |                 |                         |
|  | <b>Part No.</b>  | 101314          | <b>Ref. No.</b> —       |
|   | solenoid coil 24V 50Hz   |                 |                         |
|  | <b>Part No.</b>  | 101317          | <b>Ref. No.</b> —       |
|   | plug with cable L 1000mm suitable for NOVASIT  |                 |                         |

Table continues overleaf






|   |  |
|---|--|
| <b>accessories for</b> 101760   |  |
|  | Part No. 101318 Ref. No. —<br>cover cap for solenoid coil suitable for NOVASIT |
|  | Part No. 101503 Ref. No. —<br>O-ring EPDM thickness 2mm ID ø 32mm Qty 1 pcs    |

|   |  |
|---|--|
| <b>accessories for</b> 101162   |  |
|  | Part No. 101317 Ref. No. —<br>plug with cable L 1000mm suitable for NOVASIT    |
|  | Part No. 101318 Ref. No. —<br>cover cap for solenoid coil suitable for NOVASIT |





1

|   |   |                 |         |
|---|---|-----------------|---------|
| <b>Part No.</b>   | 101162  | <b>Ref. No.</b> | 33A0460 |
| <b>description</b>  | gas valve SIT series Novasit 820 230V 50Hz gas inlet 1/2" gas outlet 1/2" thermocouple connection M9x1 pilot connection M10x1 ignition pressure 3-5mbar pressure range 3-30mbar pressure regulator connection blind equiv. no. 0.820.010  |                 |         |
| <b>For models:</b>  | 06WFR3GD, 091FR1G, 091FR1GD, 091FR3G, 091FR3GD, 0A1FR1G, 0A1FR1GD, 0A1FR1GD-VERS.2004, 0A1FR1G-VERS.2004, 0A1FR3G, 0A1FR3GD, 0B1FR1G, 0B1FR1GD, 0D1FR1G, 0D1FR1GD, 0D1FR3G, 0D1FR3GD, 0G1FR3G, 0G1FR3GD, 10WFR4GD, 191FR2G, 191FR2GD, 191FR4G, 191FR4GD, 1A1FR2G, 1A1FR2GD, 1A1FR2GD-VERS.2004, 1A1FR2G-VERS.2004, 1A1FR4G, 1A1FR4GD, 1D1FR2G, 1D1FR2GD, 1D1FR2GD-VERS.2004, 1D1FR4G, 1D1FR4GD, 1G1FR4G, 1G1FR4GD, FC101, FC241G, FC61, FCV101, FCV101DM, FCV101DS, FCV141, FCV141DM, FCV141DS, FCV241G...(Other models you can see in the webshop) |                 |         |
| <b>spare parts for</b>  | 101162  |                 |         |
|  | Part No. 101065   | Ref. No.        | —       |
|   | magnet unit with cable L 44mm D1 ø 30mm D2 ø 20mm suitable for NOVASIT  |                 |         |
|  | Part No. 101313   | Ref. No.        | —       |
|   | solenoid coil 230V 50Hz   |                 |         |
| <b>accessories for</b>  | 101162  |                 |         |
|  | Part No. 100006   | Ref. No.        | —       |
|   | piezoelectric igniter suitable for ELETTROSIT body plastic blowing connection ø2.4mm ø 14mm   |                 |         |
|  | Part No. 101305   | Ref. No.        | —       |
|   | gas connection straight 1/2" flange 45x45mm ELETTROSIT/V4400/4600/4605 suitable for SIT/HONEYWELL hole distance 36x36mm   |                 |         |
|  | Part No. 101306   | Ref. No.        | —       |
|   | gas connection angled flange 45x45mm hole distance 36x36mm 1/2" ELETTROSIT/V4400/4600/4605 screw with O-ring suitable for SIT/HONEYWELL   |                 |         |
|  | Part No. 101307   | Ref. No.        | —       |
|   | gas connection straight flange 45x45mm hole distance 36x36mm 3/4" ELETTROSIT/V4400/4600/4605 screw with O-ring suitable for SIT/HONEYWELL   |                 |         |
|  | Part No. 101308   | Ref. No.        | —       |
|   | gas connection angled flange 45x45mm hole distance 36x36mm 3/4" ELETTROSIT/V4400/4600/4605 screw with O-ring suitable for SIT/HONEYWELL   |                 |         |
|  | Part No. 101312   | Ref. No.        | 33A0020 |
|   | microswitch   |                 |         |
|  | Part No. 101314   | Ref. No.        | —       |
|   | solenoid coil 24V 50Hz  |                 |         |

SIGMA



1

|   |  |                 |         |
|---|--|-----------------|---------|
| <b>Part No.</b>   | 107547   | <b>Ref. No.</b> | 3011580 |
| <b>description</b>  | gas valve type Sigma 230V 50Hz gas inlet 3/4" ET gas outlet 3/4" ET pressure range 2-50mbar equiv. no. 0063AS4831  |                 |         |
| <b>For models:</b>  | 091FR1I, 091FR1A, 091FR1ID, 091FR1ID-VERS.052012, 091FR1I-VERS.032012, 091FR7G, 091FR7GS, 091FR7G-VERS.052012, 091FR7GX, 191FR2I, 191FR2ID, 191FR2ID-VERS.092012, 191FR2I-VERS.032012, FC1221G, FM1221G1, FM1221G1-VERS.2006, FM1221G2, FM1221G2-VERS.2006, FM1221G3, FM1221G3-VERS.2006 |                 |         |
| <b>spare parts for</b>  | 107547   |                 |         |
|  | Part No. 106214  | Ref. No.        | 3188170 |
|   | solenoid coil 230V 50Hz Sigma  |                 |         |
| <b>accessories for</b>  | 107547   |                 |         |
|  | Part No. 107222  | Ref. No.        | —       |
|   | plug for solenoid valve 3-pole cable length 1070mm   |                 |         |



1



|   |   |                 |         |
|---|---|-----------------|---------|
| <b>Part No.</b>   | 107241  | <b>Ref. No.</b> | 32V5800 |
| <b>description</b>  | gas valve type Sigma 230V 50Hz gas inlet 3/4" gas outlet 3/4" pressure range 2-50mbar   |                 |         |
| <b>For models:</b>  | FC1011G, FC611G, FM1011G1, FM1011G1-VERS.2006, FM1011G2, FM1011G2-VERS.2006, FM1011G3, FM1011G3-VERS.2006, FM2011G2-VERS.2006, FM2011G3-VERS.2006, FM2021G1, FM2021G2, FM2021G2-VERS.2006, FM2021G3, FM2021G3-VERS.2006, FM611G1, FM611G1-VERS.2006, FM611G2, FM611G2-VERS.2006, FM611G3, FM611G3-VERS.2006, FM721G1, FM721G1-VERS.2006, FM721G2, FM721G2-VERS.2006, FM721G3, FM721G3-VERS.2006 |                 |         |
| <b>spare parts for</b>  | 107241  |                 |         |
|  | Part No. 106214   | Ref. No.        | 3188170 |
|   | solenoid coil 230V 50Hz Sigma   |                 |         |

Table continues overleaf



|   |  |        |                   |
|---|--|--------|-------------------|
| <b>accessories for</b>  | 107241   |        |                   |
|  | <b>Part No.</b>                                    | 107222 | <b>Ref. No.</b> — |
|   | plug for solenoid valve 3-pole cable length 1070mm |        |                   |

## ignition boxes

### miscellaneous



1

|                    |  |                 |                    |
|--------------------|--|-----------------|--------------------|
| <b>Part No.</b>    | 103221   | <b>Ref. No.</b> | 32V5850<br>32V5851 |
| <b>description</b> | ignition box RV CONSTRUCTIONS ELECTRIQUES type 0526 waiting time 7s safety time 10s 230V 50/60Hz   |                 |                    |
| <b>For models:</b> | FC1011G, FC1221G, FC611G, FM1011G1, FM1011G1-VERS.2006, FM1011G2, FM1011G2-VERS.2006, FM1011G3, FM1011G3-VERS.2006, FM1221G1, FM1221G1-VERS.2006, FM1221G2, FM1221G2-VERS.2006, FM1221G3, FM1221G3-VERS.2006, FM2011G2-VERS.2006, FM2011G3-VERS.2006, FM2021G1, FM2021G1, FM2021G2, FM2021G2-VERS.2006, FM2021G3, FM2021G3-VERS.2006, FM611G1, FM611G1-VERS.2006, FM611G2, FM611G2-VERS.2006, FM611G3, FM611G3-VERS.2006, FM721G1, FM721G1-VERS.2006, FM721G2, FM721G2-VERS.2006, FM721G3, FM721G3-VERS.2006 |                 |                    |

## ignition parts






### pilot burners


#### SIT



#### 100 series





1


|   |   |                 |                         |
|---|---|-----------------|-------------------------|
| <b>Part No.</b>   | 106906  | <b>Ref. No.</b> | 6000350                 |
| <b>description</b>  | pilot burner SIT type 100 series 3 flames nozzle $\varnothing$ 0.2mm gas connection 6mm |                 |                         |
| <b>For models:</b>  | 71AR, 91AR, FS30  |                 |                         |
| <b>spare parts for</b>  | 106906  |                 |                         |
|  | <b>Part No.</b>   | 100245          | <b>Ref. No.</b> —       |
|   | pilot burner nozzle LPG code 20 bore $\varnothing$ 0.2mm Qty 1 pcs thread M8x0.75       |                 |                         |
|  | <b>Part No.</b>   | 100855          | <b>Ref. No.</b> 33S0950 |
|   | pilot burner bracket triple   |                 |                         |
|  | <b>Part No.</b>   | 100885          | <b>Ref. No.</b> 33A0970 |
|   | air mixing sleeve for pilot burner Qty 1 pcs  |                 |                         |
|  | <b>Part No.</b>   | 100916          | <b>Ref. No.</b> —       |
|   | compression spring for pilot burner Qty 1 pcs   |                 |                         |
|  | <b>Part No.</b>   | 100917          | <b>Ref. No.</b> —       |
|   | gasket for pilot burner Qty 1 pcs aluminium   |                 |                         |


|   |                        |        |                   |
|---|------------------------|--------|-------------------|
| <b>spare parts for</b>  | 106906                 |        |                   |
|  | <b>Part No.</b>        | 100918 | <b>Ref. No.</b> — |
|   | screw for pilot burner |        |                   |


|   |  |        |                                    |
|---|--|--------|------------------------------------|
|  | <b>Part No.</b>  | 107162 | <b>Ref. No.</b> 33A1080<br>33A1081 |
|   | pilot burner cap SIT 3 flames Hmm Lmm Qty 1 pcs                    |        |                                    |
|  | <b>Part No.</b>  | 107701 | <b>Ref. No.</b> —                  |
|   | pilot burner bottom part SIT 100 series nozzle $\varnothing$ 0.2mm |        |                                    |


|   |   |        |                   |
|---|---|--------|-------------------|
| <b>accessories for</b>  | 106906  |        |                   |
|  | <b>Part No.</b>   | 100245 | <b>Ref. No.</b> — |
|   | pilot burner nozzle LPG code 20 bore $\varnothing$ 0.2mm Qty 1 pcs thread M8x0.75 |        |                   |


|   |  |        |                         |
|---|--|--------|-------------------------|
|  | <b>Part No.</b>  | 100246 | <b>Ref. No.</b> 33T0410 |
|   | pilot burner nozzle natural gas bore $\varnothing$ 0.35mm Qty 1 pcs thread M8x0.75 |        |                         |


|   |  |        |                   |
|---|--|--------|-------------------|
|  | <b>Part No.</b>  | 100904 | <b>Ref. No.</b> — |
|   | locking screw M10x1 for pipe $\varnothing$ 4mm Qty 1 pcs |        |                   |


|   |  |        |                   |
|---|--|--------|-------------------|
|  | <b>Part No.</b>  | 100905 | <b>Ref. No.</b> — |
|   | locking screw M10x1 for pipe $\varnothing$ 6mm Qty 1 pcs |        |                   |

|   |   |        |                   |
|---|---|--------|-------------------|
|  | <b>Part No.</b>   | 102110 | <b>Ref. No.</b> — |
|   | pilot tube copper pipe $\varnothing$ 4mm thickness 1mm L 3000mm |        |                   |

|  |   |        |                   |
|--|---|--------|-------------------|
|  | <b>Part No.</b>   | 102111 | <b>Ref. No.</b> — |
|  | pilot tube copper pipe $\varnothing$ 6mm thickness 1mm L 3000mm |        |                   |

|   |  |        |                         |
|---|--|--------|-------------------------|
|  | <b>Part No.</b>  | 107171 | <b>Ref. No.</b> 33T0340 |
|   | pilot burner nozzle SIT natural/liquid gas bore $\varnothing$ 0.25mm Qty 1 pcs |        |                         |

|   |   |        |                         |
|---|---|--------|-------------------------|
|  | <b>Part No.</b>   | 107700 | <b>Ref. No.</b> 33A0960 |
|   | pilot burner bottom part SIT 100 series nozzle $\varnothing$ 0.25mm |        |                         |

|   |   |        |                         |
|---|---|--------|-------------------------|
|  | <b>Part No.</b>   | 107702 | <b>Ref. No.</b> 33A2900 |
|   | pilot burner bottom part SIT 100 series nozzle $\varnothing$ 0.35mm |        |                         |

#### accessories

#### pilot burner caps















1

|                    |   |                 |                    |
|--------------------|---|-----------------|--------------------|
| <b>Part No.</b>    | 107162  | <b>Ref. No.</b> | 33A1080<br>33A1081 |
| <b>description</b> | pilot burner cap SIT 3 flames Hmm Lmm Qty 1 pcs   |                 |                    |
| <b>For models:</b> | 030FT, 030FTR, 031FT, 031FT04, 031FT06, 031FTR, 031FTRL, 031TP, 06WCP1GM, 06WFR3GD, 070BM, 070FT, 070FT04, 070FT05, 070FTR, 0712VA, 071BM, 071FT, 071FT04, 071FT06, 071FTR, 071FTRL, 071TP, 08WCP1GM, 08WFA4G, 08WFAAG, 08WFT1GV, 08WFT2GV, 08WFT-3GV, 08WFT4GV, 08WFT6GV, 08WFT7GV, 090BM, 090FAVA, 090FT, 090FT04, 090FT05, 090FT1G, 090FT2G, 090FT4G, 090FT5G, 090FT7G, 090FTR, 091BM, 091CP1G, 091FR1G, 091FR1GD, 091FR3G, 091FR3GD, 091FT... (Other models you can see in the webshop) |                 |                    |



| pilot burner bottom parts   |   |                 |                                |
|---|---|-----------------|--------------------------------|
|  |   |                 |                                |
| 1   |   |                 |                                |
| <b>Part No.</b>   | 107700  | <b>Ref. No.</b> | 33A0960                        |
| <b>description</b>  | pilot burner bottom part SIT 100 series nozzle ø 0.25mm   |                 |                                |
| <b>For models:</b>  | 031FT04, 031FT06, 06WFR3GD, 070FT04, 070FT05, 071FT04, 071FT06, 08WCP1GM, 08WFT1GV, 08WFT2GV, 08WFT3GV, 08WFT4GV, 08WFT-6GV, 08WFT7GV, 090FT04, 090FT05, 091FT04, 091FT06, 0A0FAVA, 0A1FR3G, 0A1FR3GD, 0D0FAVA, 0D1FR3G, 0D1FR3GD, 0G0FT1G, 0G0FT2G, 0G0FT4G, 0G0FT5G, 0G1CP1G, 0G1FR3G, 0G1FR3GD, 10WFR4GD, 1A1FR4G, 1A1FR4GD, 1D1FR4G, 1D1FR4GD, 1G0FT1G, 1G0FT2G, 1G0FT3G, 1G0FT4G, 1G0FT6G, 1G0TPO, 1G1BR1G, 1G1CP1G, 1G1CP2G, 1G1FA0G, 1G1FABG, 1G1FAPG, 1G1FR4G, 1G1FR4GD...(Other models you can see in the webshop) |                 |                                |
| <b>spare parts for</b>  | 107700  |                 |                                |
|   |    | <b>Part No.</b> | 100916 <b>Ref. No.</b> —       |
|   | compression spring for pilot burner Qty 1 pcs   |                 |                                |
|   |    | <b>Part No.</b> | 100917 <b>Ref. No.</b> —       |
|   | gasket for pilot burner Qty 1 pcs aluminium   |                 |                                |
|   |    | <b>Part No.</b> | 100918 <b>Ref. No.</b> —       |
|   | screw for pilot burner  |                 |                                |
|   |    | <b>Part No.</b> | 102742 <b>Ref. No.</b> —       |
|   | pilot burner nozzle LPG code 25 bore ø 0.25mm Qty 1 pcs   |                 |                                |
| <b>accessories for</b>  | 107700  |                 |                                |
|   |    | <b>Part No.</b> | 100245 <b>Ref. No.</b> —       |
|   | pilot burner nozzle LPG code 20 bore ø 0.2mm Qty 1 pcs thread M8x0.75   |                 |                                |
|   |    | <b>Part No.</b> | 100246 <b>Ref. No.</b> 33T0410 |
|   | pilot burner nozzle natural gas bore ø 0.35mm Qty 1 pcs thread M8x0.75  |                 |                                |
|   |    | <b>Part No.</b> | 100904 <b>Ref. No.</b> —       |
|   | locking screw M10x1 for pipe ø 4mm Qty 1 pcs  |                 |                                |
|   |    | <b>Part No.</b> | 100905 <b>Ref. No.</b> —       |
|   | locking screw M10x1 for pipe ø 6mm Qty 1 pcs  |                 |                                |
|   |    | <b>Part No.</b> | 102110 <b>Ref. No.</b> —       |
|   | pilot tube copper pipe ø 4mm thickness 1mm L 3000mm   |                 |                                |
|   |    | <b>Part No.</b> | 102111 <b>Ref. No.</b> —       |
|   | pilot tube copper pipe ø 6mm thickness 1mm L 3000mm   |                 |                                |

|   |   |                 |                                |
|---|---|-----------------|--------------------------------|
|  |   |                 |                                |
| 1   |   |                 |                                |
| <b>Part No.</b>   | 107702  | <b>Ref. No.</b> | 33A2900                        |
| <b>description</b>  | pilot burner bottom part SIT 100 series nozzle ø 0.35mm   |                 |                                |
| <b>For models:</b>  | 030FT, 030FTR, 031FT, 031FTR, 031FTRL, 031TP, 070BM, 070D, 070DGG, 070FT, 070FTR, 0712D, 0712VA, 071BM, 071D, 071DGG, 071FT, 071FTR, 071FTRL, 071TP, 072D, 072DGG, 090, 090BM, 090FT, 090FTR, 090GG, 091, 091BM, 091FT, 091FTR, 091FTRL, 091GG, 091TP, 092, 092GG, 092VA, 092VAGG, 0A0BMG, 0A0FAS, 0A0FT1G, 0A0FT2G, 0A0FT4G, 0A0FT5G, 0A1FR1G, 0A1FR1GD, 0D0BMG, 0D0FAS, 0D0FT1G, 0D0FT2G... (Other models you can see in the webshop) |                 |                                |
| <b>spare parts for</b>  | 107702  |                 |                                |
|   |    | <b>Part No.</b> | 100246 <b>Ref. No.</b> 33T0410 |
|   | pilot burner nozzle natural gas bore ø 0.35mm Qty 1 pcs thread M8x0.75  |                 |                                |
|   |    | <b>Part No.</b> | 100916 <b>Ref. No.</b> —       |
|   | compression spring for pilot burner Qty 1 pcs   |                 |                                |
|   |    | <b>Part No.</b> | 100917 <b>Ref. No.</b> —       |
|   | gasket for pilot burner Qty 1 pcs aluminium   |                 |                                |
|   |   | <b>Part No.</b> | 100918 <b>Ref. No.</b> —       |
|   | screw for pilot burner  |                 |                                |
| <b>accessories for</b>  | 107702  |                 |                                |
|   |    | <b>Part No.</b> | 100245 <b>Ref. No.</b> —       |
|   | pilot burner nozzle LPG code 20 bore ø 0.2mm Qty 1 pcs thread M8x0.75   |                 |                                |
|   |    | <b>Part No.</b> | 100904 <b>Ref. No.</b> —       |
|   | locking screw M10x1 for pipe ø 4mm Qty 1 pcs  |                 |                                |
|   |    | <b>Part No.</b> | 100905 <b>Ref. No.</b> —       |
|   | locking screw M10x1 for pipe ø 6mm Qty 1 pcs  |                 |                                |
|   |    | <b>Part No.</b> | 102110 <b>Ref. No.</b> —       |
|   | pilot tube copper pipe ø 4mm thickness 1mm L 3000mm   |                 |                                |
|   |    | <b>Part No.</b> | 102111 <b>Ref. No.</b> —       |
|   | pilot tube copper pipe ø 6mm thickness 1mm L 3000mm   |                 |                                |
|   |    | <b>Part No.</b> | 102742 <b>Ref. No.</b> —       |
|   | pilot burner nozzle LPG code 25 bore ø 0.25mm Qty 1 pcs   |                 |                                |

|   |  |                 |         |
|---|--|-----------------|---------|
|  |  |                 |         |
| 1   |  |                 |         |
| <b>Part No.</b>   | 100880   | <b>Ref. No.</b> | 33A0690 |
| <b>description</b>  | pilot burner bottom part SIT 100 series nozzle ø 0.4mm |                 |         |



## pilot burner brackets

## universal



1

|                    |  |                 |         |
|--------------------|--|-----------------|---------|
| <b>Part No.</b>    | 100888   | <b>Ref. No.</b> | 33A0980 |
| <b>description</b> | screw bolt for pilot burner  |                 |         |
| <b>For models:</b> | 030FT, 030FTR, 031FT, 031FTR, 031FTRL, 070BM, 070FT, 070FT04, 070FT05, 070FTR, 0712VA, 071BM, 071FT, 071FT04, 071FT06, 071FTR, 071FTRL, 071TP, 090BM, 090FT, 090FTR, 091BM, 091FT, 091FTR, 091FTRL, 091TP, 30F, 30FS, 31, 31PD6, 31PI6, 31R, 31TC, 31TP, 32, 32TC, 32TP, 32TPV, 32V, 60SM, 70F, 712D, 712VA, 71AR, 71D, 71DGG, 71F, 71PD10, 71PD15, 71PI10...(Other models you can see in the webshop) |                 |         |

## pilot burner nozzles



1

|                    |  |                 |         |
|--------------------|--|-----------------|---------|
| <b>Part No.</b>    | 100246   | <b>Ref. No.</b> | 33T0410 |
| <b>description</b> | pilot burner nozzle natural gas bore $\varnothing$ 0.35mm Qty 1 pcs thread M8x0.75 |                 |         |

## ignition electrodes



1

|                    |  |                 |         |
|--------------------|--|-----------------|---------|
| <b>Part No.</b>    | 100706                                     | <b>Ref. No.</b> | 32T0320 |
| <b>description</b> | ignition electrode connection M4 Qty 1 pcs |                 |         |



1

|                    |  |                 |         |
|--------------------|--|-----------------|---------|
| <b>Part No.</b>    | 100707   | <b>Ref. No.</b> | 3232960 |
| <b>description</b> | ignition electrode D1 $\varnothing$ 7mm D2 $\varnothing$ 9mm connection $\varnothing$ 2.4mm L1 14mm L2 6mm BL1 18mm BL2 3mm BL3 23mm to clip Qty 1 pcs |                 |         |


## miscellaneous



1

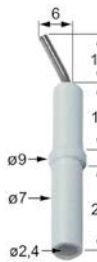
|                    |   |                 |         |
|--------------------|---|-----------------|---------|
| <b>Part No.</b>    | 100885  | <b>Ref. No.</b> | 33A0970 |
| <b>description</b> | air mixing sleeve for pilot burner Qty 1 pcs  |                 |         |
| <b>For models:</b> | 030, 030FT, 030FTR, 031, 031FT, 031FT04, 031FT06, 031FTR, 031FTRL, 031TP, 032, 06WCP1GM, 06WFR3GD, 070BM, 070D, 070DGG, 070FT, 070FT04, 070FT05, 070FTR, 0712D, 0712VA, 071BM, 071D, 071DGG, 071FT, 071FT04, 071FT06, 071FTR, 071FTRL, 071TP, 072D, 072DGG, 08WCP1GM, 08WFA4G, 08WFAAG, 08WFT1GV, 08WFT2GV, 08WFT-3GV, 08WFT4GV, 08WFT6GV, 08WFT7GV, 090, 090BM, 090BM1G, 090FAVA, 090FT, 090FT04, 090FT05, 090FT1G...(Other models you can see in the webshop) |                 |         |

## electrodes



1

|                    |  |                 |         |
|--------------------|--|-----------------|---------|
| <b>Part No.</b>    | 100706                                     | <b>Ref. No.</b> | 32T0320 |
| <b>description</b> | ignition electrode connection M4 Qty 1 pcs |                 |         |



1

|                    |  |                 |         |
|--------------------|--|-----------------|---------|
| <b>Part No.</b>    | 100707   | <b>Ref. No.</b> | 3232960 |
| <b>description</b> | ignition electrode D1 $\varnothing$ 7mm D2 $\varnothing$ 9mm connection $\varnothing$ 2.4mm L1 14mm L2 6mm BL1 18mm BL2 3mm BL3 23mm to clip Qty 1 pcs |                 |         |



1

|                    |   |                 |         |
|--------------------|---|-----------------|---------|
| <b>Part No.</b>    | 106743  | <b>Ref. No.</b> | 6300568 |
| <b>description</b> | ignition electrode flange length 55mm flange width 55mm D1 $\varnothing$ 9.3mm D2 $\varnothing$ 5.85mm L1 80mm BL1 80mm BL2 33.5mm BL3 29.5mm BL4 24.5mm with fixing flange with mountign material connection $\varnothing$ 4mm                             |                 |         |
| <b>For models:</b> | FC1221G, FM1221G1, FM1221G1-VERS.2006, FM1221G2, FM1221G2-VERS.2006, FM1221G3, FM1221G3-VERS.2006, FM2021G1, FM2021G2, FM2021G2-VERS.2006, FM2021G3, FM2021G3-VERS.2006, FM721G1, FM721G1-VERS.2006, FM721G2, FM721G2-VERS.2006, FM721G3, FM721G3-VERS.2006 |                 |         |





1

|                    |  |                 |         |
|--------------------|--|-----------------|---------|
| <b>Part No.</b>    | 103287   | <b>Ref. No.</b> | 6300746 |
| <b>description</b> | ignition electrode kit flange length 56mm flange width 22mm D1 ø 3mm D2 ø 9.5mm mounting distance 47mm |                 |         |

1

|                    |  |                 |         |
|--------------------|--|-----------------|---------|
| <b>Part No.</b>    | 100906   | <b>Ref. No.</b> | 36Q1050 |
| <b>description</b> | screw connection thread M10x1 for ignition electrode brass Qty 1 pcs WS 10   |                 |         |
| <b>For models:</b> | 08WGRGV, 090GRG, 0A0GRG, 0A1CP1G, 0B1CP1G, 0D0GRG, 0D1CP1G, 190GRG, 191CP1G, 1A0GRG, 1A1CP1G, 1A1CP2G, 1A1PD1G, 1A1PD2G, 1A1PI1G, 1A1PI1GA, 1D0GRG, 1D1CP1G, 1D1CP2G, 1D1PD1G, 1D1PD2G, 1D1PI1G, 1D1PI1GA, 1G0GRG, 6042120-08WGRGV |                 |         |

ignition cables

pre-assembled cables

1

|                    |  |                 |                    |
|--------------------|--|-----------------|--------------------|
| <b>Part No.</b>    | 100189   | <b>Ref. No.</b> | 3059160<br>32A1640 |
| <b>description</b> | ignition cable cable length 150mm connection F2.8mm / lug M4   |                 |                    |
| <b>For models:</b> | 090FT1G, 090FT2G, 090FT4G, 090FT5G, 090FT7G, 090GRG, 091CP1G, 091FR1G, 091FR1GD, 091FR3G, 091FR3GD, 0A1FR1G, 0A1FR1GD, 0A1FR1GD-VERS.2004, 0A1FR1G-VERS.2004, 0A1FR3G, 0A1FR3GD, 0B1FR1G, 0B1FR1GD, 0D1FR1G, 0D1FR1GD, 0D1FR1GD-VERS.2004, 0D1FR1G-VERS.2004, 0D1FR3G, 0D1FR3GD, 0G1FR3G, 0G1FR3GD, 10WTPGE, 191BR1G, 191BR1GA, 191BR2G, 191BR2GA, 1A1BR1G, 1A1BR1GA, 1A1BR2G, 1A1BR2GA, 1D1BR1G, 1D1BR1GA, 1D1BR2G, 1D1BR2GA, 1G1FR4G, 1G1FR4GD, 291BR1G, 291BR1GA, 291BR2G, 291BR2GA, 2A1BR1G, 2A1BR1GA, 2A1BR2G, 2A1BR2GA...(Other models you can see in the webshop) |                 |                    |

1

|                    |  |                 |         |
|--------------------|--|-----------------|---------|
| <b>Part No.</b>    | 100025   | <b>Ref. No.</b> | 32A0051 |
| <b>description</b> | ignition cable cable length 600mm connection ø4mm / F6.3mm |                 |         |

1

|                    |   |                 |         |
|--------------------|---|-----------------|---------|
| <b>Part No.</b>    | 100016  | <b>Ref. No.</b> | 32A2550 |
| <b>description</b> | ignition cable cable length 900mm connection ø2.4mm / ø2.4mm  |                 |         |
| <b>For models:</b> | 0A1CP1G, 0B1CP1G, 0D1CP1G, 0G1CP1G-VERS.2004, 0G1FR7G, 1A1CP1G, 1A1CP2G, 1A1PD1G, 1A1PD2G, 1A1PI1G, 1A1PI1GA, 1D1CP1G, 1D1CP2G, 1D1PD1G, 1D1PD2G, 1D1PI1G, 1D1PI1GA, 1G0FR6G, 1G1CP1G-VERS.2004, 1G1CP2G-VERS.2004, 1G1FR8G, 1G1PD1G, 1G1PI1G |                 |         |

various

1

|                    |  |                 |         |
|--------------------|--|-----------------|---------|
| <b>Part No.</b>    | 102986   | <b>Ref. No.</b> | 32A1600 |
| <b>description</b> | ignition cable 10000hm   |                 |         |
| <b>For models:</b> | FCV101DM, FCV101DS, FCV141DM, FCV141DS, FCV241DM, FCV241DS, FCV241GDM, FCV241GDS, FCV401DM, FCV61DM, FCV61DS |                 |         |

ignition units

1

|                    |  |                 |  |
|--------------------|--|-----------------|--|
| <b>Part No.</b>    | 102485   | <b>Ref. No.</b> | 32T0040<br>32T0041<br>32T0050<br>32T0210 |
| <b>description</b> | ignition unit outputs 2 220-240VAC 0.6VA 50-60Hz |                 |  |

1

|                    |  |                 |         |
|--------------------|--|-----------------|---------|
| <b>Part No.</b>    | 103334   | <b>Ref. No.</b> | 3144130 |
| <b>description</b> | ignition unit outputs 2 220-240VAC dimensions 83x42x32mm mounting distance 34mm inlet F2.8 outlet F2.8 type TSM 17VA 50/60Hz |                 |         |

1

|                    |  |                 |         |
|--------------------|--|-----------------|---------|
| <b>Part No.</b>    | 102388   | <b>Ref. No.</b> | 32T0030 |
| <b>description</b> | ignition unit outputs 4 230VAC dimensions 111x23x34mm mounting distance 100mm inlet F6.3x0.8 outlet F2.8x0.8 type WAC-T4 0.6VA 50/60Hz |                 |         |

1

|                    |  |                 |         |
|--------------------|--|-----------------|---------|
| <b>Part No.</b>    | 102389   | <b>Ref. No.</b> | 3015000 |
| <b>description</b> | ignition unit outputs 6 230VAC dimensions 135x23x34mm mounting distance 123mm inlet F6.3x0.8 outlet F2.8x0.8 0.6VA 50/60Hz |                 |         |



1

|                    |   |                 |         |
|--------------------|---|-----------------|---------|
| <b>Part No.</b>    | 101005  | <b>Ref. No.</b> | 32T0020 |
| <b>description</b> | ignition unit outputs 8 230VAC dimensions 92x68x33mm mounting distance 88mm inlet F6.3x0.8 outlet F2.8x0.8 type BK 40086-00 0.6VA 50-60Hz |                 |         |

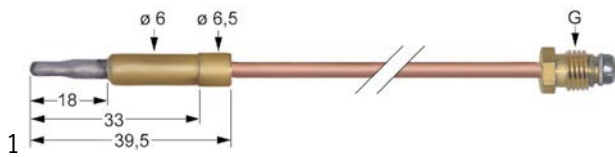
## thermocouples

### plug-in thermocouples

### plug-in thermocouples standard

### with barrel socket $\varnothing 6\text{mm}$

### type Junkers with aluminised tip

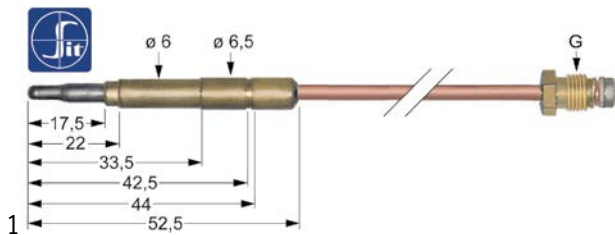


1

|                    |  |                 |         |
|--------------------|--|-----------------|---------|
| <b>Part No.</b>    | 102229   | <b>Ref. No.</b> | 33A0360 |
| <b>description</b> | thermocouple M10x1 L 1000mm plug connection $\varnothing 6.0\text{mm}$ |                 |         |

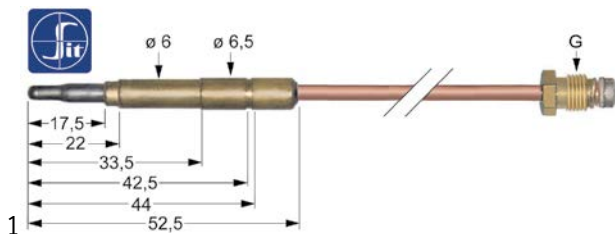
### with barrel socket $\varnothing 6(6.5)\text{mm}$

### thermocouples SIT



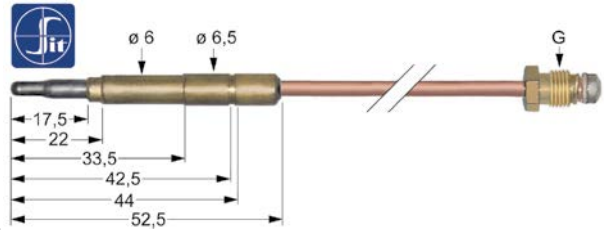
1

|                    |  |                 |                    |
|--------------------|--|-----------------|--------------------|
| <b>Part No.</b>    | 107605   | <b>Ref. No.</b> | 33A0520<br>33A0890 |
| <b>description</b> | thermocouple SIT M8x1 L 1500mm plug connection $\varnothing 6.0(6.5)\text{mm}$   |                 |                    |
| <b>For models:</b> | 071TP, 091TP, 1G1PD1G, 30CPs, 31, 31PD6, 31TC, 31TP, 32, 32TC, 32TP, 32TPV, 32V, 70CP, 71CP, 71CP2, 71PD10, 71PD15, 71TP, 72TP, 72TPGG, 90CP, 91CP |                 |                    |



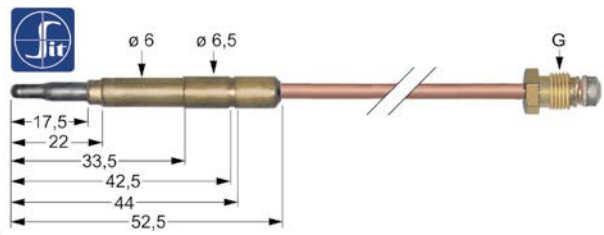
1

|                    |  |                 |                    |
|--------------------|--|-----------------|--------------------|
| <b>Part No.</b>    | 107601   | <b>Ref. No.</b> | 33A0400<br>33A1060 |
| <b>description</b> | thermocouple SIT M8x1 L 600mm plug connection $\varnothing 6.0(6.5)\text{mm}$  |                 |                    |
| <b>For models:</b> | 030, 030FT, 030FTR, 031, 031FT, 031FTR, 031FTRL, 031TP, 032, 070D, 070DGG, 070FT, 070FTR, 0712D, 0712VA, 071D, 071DGG, 071FT, 071FTR, 071FTRL, 072D, 072DGG, 090, 090FT, 090FTR, 090GG, 091, 091FT, 091FTR, 091FTRL, 091GG, 092, 092GG, 092VA, 092VAGG, 0A0FAS, 0B0FAS, 0D0FAS, 1A0FA2, 1A0FA5, 1A0FAB, 1A0FAS, 1A0FAS2, 1A1FA2G, 1A1FA5G, 1A1FABG, 1A1FAS2G, 1A1FASG, 1B0FAS, 1B0FAS2...(Other models you can see in the webshop) |                 |                    |



1

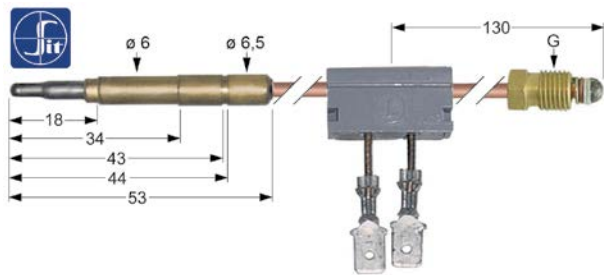
|                    |  |                 |         |
|--------------------|--|-----------------|---------|
| <b>Part No.</b>    | 107614   | <b>Ref. No.</b> | 33A0320 |
| <b>description</b> | thermocouple SIT M9x1 L 1500mm plug connection $\varnothing 6.0(6.5)\text{mm}$   |                 |         |
| <b>For models:</b> | 08WFA4G, 08WFAAG, 10WTPGE, 10WTPGV, 12WFA6G, 12WFAAG, 191FAAG, 191FABG, 191FADG, 191TPG, 1A1BR1G, 1A1BR1GA, 1A1BR2G, 1A1BR2GA, 1A1FA1G, 1A1FA2G, 1A1FA4G, 1A1FA5G, 1A1FAAG, 1A1FABG, 1A1TPOG-VERS.2002, 1B1FAS2G, 1B1FASG, 1D1BR1G, 1D1BR1GA, 1D1BR2G, 1D1BR2GA, 1D1FA1G, 1D1FA2G, 1D1FA4G, 1D1FA5G, 1D1FAAG, 1D1FABG, 1D1TPOG-VERS.2002, 1G1FA0G, 1G1FA0GV, 1G1FABG, 1G1FAPG, 1G1TP0G, 291FAG, 291TPCG, 2A1BR1G, 2A1BR1GA, 2A1BR2G, 2A1BR2GA, 2A1FA1G, 2A1FA4G, 2A1FAAG, 2A1TP3G, 2A1TP6G...(Other models you can see in the webshop) |                 |         |



1

|                    |   |                 |                    |
|--------------------|---|-----------------|--------------------|
| <b>Part No.</b>    | 107609  | <b>Ref. No.</b> | 33A0310<br>33A0340 |
| <b>description</b> | thermocouple SIT M9x1 L 600mm plug connection $\varnothing 6.0(6.5)\text{mm}$               |                 |                    |
| <b>For models:</b> | GR4A-ONR01, SM1L, SM1LA, SM1LAW, SM1LW, SM2L, SM2LR, SM2LW, SM2S, SM2SR, SM2SW, SM3S, SM3SR |                 |                    |

### plug-in thermocouples with interruption



1

|                    |  |                 |         |
|--------------------|--|-----------------|---------|
| <b>Part No.</b>    | 107177   | <b>Ref. No.</b> | 33A0140 |
| <b>description</b> | thermocouple SIT with interrupter M9x1 L 600mm plug connection $\varnothing 6.0\text{mm}$ F 6.3mm  |                 |         |
| <b>For models:</b> | 031FT04, 031FT06, 070FT04, 070FT05, 071FT04, 071FT06, 08WFT-4GV, 08WFT6GV, 090BM1G, 090FT04, 090FT05, 090FT4G, 090FT5G, 091FR3G, 091FR3GD, 091FT04, 091FT06, 0A0BMG, 0A0FT1G, 0A0FT2G, 0A0FT4G, 0A0FT5G, 0A1FR1G, 0A1FR1GD, 0A1FR1GDVERS.2004, 0A1FR1G-VERS.2004, 0A1FR3G, 0A1FR3GD, 0B0FT1G, 0B0FT2G, 0B0FT4G, 0B0FT5G, 0B1FR1G, 0B1FR1GD, 0D0BMG, 0D0FT1G, 0D0FT2G, 0D0FT4G, 0D0FT5G, 0D1FR1G, 0D1FR1GD, 0D1FR1GD-VERS.2004, 0D1FR1G-VERS.2004, 0D1FR3G, 0D1FR3GD, 0G0FR5G, 0G0FT4G, 0G0FT5G, 0G1BR3G, 0G1FR3G...(Other models you can see in the webshop) |                 |         |



|                    |  |                 |                    |
|--------------------|--|-----------------|--------------------|
| <b>Part No.</b>    | 102252   | <b>Ref. No.</b> | 33A1410<br>6021780 |
| <b>description</b> | thermocouple with interrupter M9x1 L 600mm plug connection ø6.0mm cable 650mm  |                 |                    |
| <b>For models:</b> | 090BM1G, 090FT4G, 090FT5G, 091FR3G, 091FR3GD, 0A0BMG, 0A1FR1G, 0A1FR1GD, 0A1FR1GD-VERS.2004, 0A1FR1G-VERS.2004, 0B1FR1G, 0B1FR1GD, 0D0BMG, 0D1FR1G, 0D1FR1GD, 0D1FR1GDVERS.2004, 0D1FR1G-VERS.2004, 0G0FT4G, 0G0FT4G-VERS.032008, 0G0FT5G, 0G0FT5G-VERS.032008, 0G1BR3G, 0G1FR3G, 0G1FR3GD, 0G1FR7G, 190BM2G, 190FT15G, 190FT42G, 190FT4G, 190FT6G, 191FR4G, 191FR4GD, 1A0BMG, 1A1FR2G, 1A1FR2GD, 1A1FR4G, 1A1FR4GD, 1D0BMG, 1D1FR2G, 1D1FR2GD, 1D1FR4G, 1D1FR4GD, 1G0FT4G, 1G0FT4G-VERS.032008, 1G0FT6G, 1G0FT6G-VERS.032008, 1G1BR3G, 1G1FR4G, 1G1FR4GD, 1G1FR8G |                 |                    |

**extensions**

|                        |  |                 |                    |
|------------------------|--|-----------------|--------------------|
| <b>Part No.</b>        | 102013   | <b>Ref. No.</b> | 33A0130<br>33A1270 |
| <b>description</b>     | thermocouple extension thread M9x1 L 500mm   |                 |                    |
| <b>For models:</b>     | 031FT04, 031FT06, 1A1BR1G, 1A1BR1GA, 1A1BR2G, 1A1BR2GA, 1D1BR1G, 1D1BR1GA, 1D1BR2G, 1D1BR2GA, 2A1BR1G, 2A1BR1GA, 2A1BR2G, 2A1BR2GA, 2D1BR1G, 2D1BR1GA, 2D1BR2G, 2D1BR2GA |                 |                    |
| <b>accessories for</b> | 102013   |                 |                    |
|                        | <b>Part No.</b>  | 101261          | <b>Ref. No.</b> —  |
|                        | thermocouple fitting thread M9x1 Qty 1 pcs   |                 |                    |

## gas burners

### bar burners

**bar burners**

|                    |   |                 |         |
|--------------------|---|-----------------|---------|
| <b>Part No.</b>    | 107843  | <b>Ref. No.</b> | 34A0500 |
| <b>description</b> | bar burner ø 50mm L 550mm flange width 57mm flange length 57mm 15kW combi-steamer |                 |         |

|                    |   |                 |                      |
|--------------------|---|-----------------|----------------------|
| <b>Part No.</b>    | 105502  | <b>Ref. No.</b> | 34A1690<br>34A1690-2 |
| <b>description</b> | bar burner ø 50mm Wmm Hmm L 424mm convection oven                         |                 |                      |
| <b>For models:</b> | FC101, FCV101, FCV101-CSA, FCV101DM, FCV101DM-CSA, FCV101DS, FCV101DS-CSA |                 |                      |

## gas nozzles

### main nozzles

#### gas nozzles M8x1

|                    |  |                 |         |
|--------------------|--|-----------------|---------|
| <b>Part No.</b>    | 104736   | <b>Ref. No.</b> | 3032920 |
| <b>description</b> | gas injector thread M8x1 WS 10 bore ø 1.85mm   |                 |         |
| <b>For models:</b> | FC1011E, FC1011G, FC1221E, FC1221G, FC611E, FC611G, FM1011E1, FM1011E1-VERS.2006, FM1011E2, FM1011E2-VERS.2006, FM1011E3, FM1011E3-VERS.2006, FM1011G1, FM1011G1-VERS.2006, FM1011G2, FM1011G2-VERS.2006, FM1011G3, FM1011G3-VERS.2006, FM1221E1-VERS.2006, FM1221E2-VERS.2006, FM1221E3, FM1221E3-VERS.2006, FM1221G1-VERS.2006, FM1221G2-VERS.2006, FM1221G3, FM1221G3-VERS.2006, FM2011E2-VERS.2006, FM2011E3-VERS.2006, FM2011G2-VERS.2006, FM2011G3-VERS.2006, FM611E1, FM611E1-VERS.2006, FM611E2, FM611E2-VERS.2006, FM611E3, FM611E3-VERS.2006, FM611G1, FM611G1-VERS.2006, FM611G2, FM611G2-VERS.2006, FM611G3, FM611G3-VERS.2006, FM721E3, FM721G3 |                 |         |

#### gas nozzles M10x1

|                    |  |                 |         |
|--------------------|--|-----------------|---------|
| <b>Part No.</b>    | 106402   | <b>Ref. No.</b> | 33T0710 |
| <b>description</b> | gas injector thread M10x1 bore ø 1.75mm L 30mm WS 12 |                 |         |

|                    |   |                 |         |
|--------------------|---|-----------------|---------|
| <b>Part No.</b>    | 106405  | <b>Ref. No.</b> | 33T3360 |
| <b>description</b> | gas injector thread M10x1 bore ø 2mm L 30mm WS 12 |                 |         |


### pilot burner nozzles

#### pilot burner nozzles SIT


#### 100 series


|                    |  |                 |         |
|--------------------|--|-----------------|---------|
| <b>Part No.</b>    | 100246   | <b>Ref. No.</b> | 33T0410 |
| <b>description</b> | pilot burner nozzle natural gas bore ø 0.35mm Qty 1 pcs thread M8x0.75 |                 |         |





|   |  |                 |         |
|---|--|-----------------|---------|
|  |  |                 |         |
| <b>Part No.</b>   | 107171   | <b>Ref. No.</b> | 33T0340 |
| <b>description</b>  | pilot burner nozzle SIT natural/liquid gas bore ø 0.25mm Qty 1 pcs |                 |         |



160 series

|   |   |                 |         |
|---|---|-----------------|---------|
|  |   |                 |         |
| <b>Part No.</b>   | 107649  | <b>Ref. No.</b> | 33T4300 |
| <b>description</b>  | pilot burner nozzle SIT LPG code 20 Qty 1 pcs |                 |         |


|   |   |                 |         |
|---|---|-----------------|---------|
|  |   |                 |         |
| <b>Part No.</b>   | 107174  | <b>Ref. No.</b> | 33T2870 |
| <b>description</b>  | pilot burner nozzle SIT natural gas code 41 Qty 1 pcs |                 |         |

|   |  |                 |         |
|---|--|-----------------|---------|
|  |  |                 |         |
| <b>Part No.</b>   | 100870   | <b>Ref. No.</b> | 36Q1040 |
| <b>description</b>  | olive for pipe ø 4mm Qty 1 pcs suitable for 160 series for pilot burner  |                 |         |
| <b>For models:</b>  | 04WFAAV, 06WCP1GM, 06WFR3GD, 08WFA4E, 08WFA4G, 08WFAAE, 08WFAAG, 08WFAAV, 08WFT1GV, 08WFT2GV, 08WFT3GV, 08WFT4GV, 08WFT6GV, 08WFT7GV, 08WGRGV, 090BM1G, 090FAA, 090FAVA, 090FT1G, 090FT2G, 090FT4G, 090FT5G, 090FT7G, 090GRG, 091FR1G, 091FR1GD, 091FR3G, 091FR3GD, 0A0FA1, 0A0FA4, 0A0FAA, 0A0FT1G, 0A0FT2G, 0A0FT4G, 0A0FT5G, 0A0GRG, 0A1CP1G, 0B0FT1G, 0B0FT2G, 0B0FT4G, 0B0FT5G, 0B1CP1G, 0D0FA1, 0D0FA4, 0D0FAA, 0D0FT1G, 0D0FT2G, 0D0FT4G, 0D0FT5G, 0D0GRG...(Other models you can see in the webshop) |                 |         |

|   |   |                 |         |
|---|---|-----------------|---------|
|  |   |                 |         |
| <b>Part No.</b>   | 101286  | <b>Ref. No.</b> | 36Q0020 |
| <b>description</b>  | olive ID ø 6mm Qty 1 pcs  |                 |         |
| <b>For models:</b>  | 04WFAAV, 08WFA4E, 08WFA4G, 08WFAAE, 08WFAAG, 08WFAAV, 090FAA, 0A0FA1, 0A0FA4, 0A0FAA, 0D0FA1, 0D0FA4, 0D0FAA, 0G0FA0, 12WFA6E, 12WFA6G, 12WFAAA, 12WFAAE, 12WFAAG, 12WFAAN, 190FA, 190FAA, 190FAB, 190FAD, 191FAAE, 191FAAG, 191FABG, 191FADG, 191FAE, 191FAG, 1A0FA1, 1A0FA2, 1A0FA4, 1A0FA5, 1A0FAA, 1A0FAB, 1A1FA1G, 1A1FA2G, 1A1FA4G, 1A1FA5G, 1A1FAAG, 1A1FABG, 1D0FA1, 1D0FA2, 1D0FA4, 1D0FA5, 1D0FAA, 1D0FAB, 1D1FA1G, 1D1FA2G...(Other models you can see in the webshop) |                 |         |

|   |   |        |                         |
|---|---|--------|-------------------------|
| <b>accessories for</b>  | 101286  |        |                         |
|   | <b>Part No.</b>                                   | 100909 | <b>Ref. No.</b> 36Q0060 |
|   | union screw thread M10x1 for pipe ø 6mm Qty 1 pcs |        |                         |
|  | <b>Part No.</b>                                   | 101464 | <b>Ref. No.</b> —       |
|   | union nut thread M12x1 for pipe ø 6mm             |        |                         |



union screws


|   |  |                 |         |
|---|--|-----------------|---------|
|  |  |                 |         |
| <b>Part No.</b>   | 100906   | <b>Ref. No.</b> | 36Q1050 |
| <b>description</b>  | screw connection thread M10x1 for ignition electrode brass Qty 1 pcs WS 10   |                 |         |
| <b>For models:</b>  | 08WGRGV, 090GRG, 0A0GRG, 0A1CP1G, 0B1CP1G, 0D0GRG, 0D1CP1G, 190GRG, 191CP1G, 1A0GRG, 1A1CP1G, 1A1CP2G, 1A1PD1G, 1A1PD2G, 1A1PI1G, 1A1PI1GA, 1D0GRG, 1D1CP1G, 1D1CP2G, 1D1PD1G, 1D1PD2G, 1D1PI1G, 1D1PI1GA, 1G0GRG, 6042120-08WGRGV |                 |         |

auxiliary gas parts






screw connections

olives

|   |  |                 |                         |
|---|--|-----------------|-------------------------|
|  |  |                 |                         |
| <b>Part No.</b>   | 101248   | <b>Ref. No.</b> | 36Q0030                 |
| <b>description</b>  | olive for pipe ø 12mm Qty 1 pcs suitable for PEL   |                 |                         |
| <b>For models:</b>  | 030FT, 030FTR, 031FT, 031FT04, 031FT06, 031FTR, 031FTRL, 031TP, 032, 070BM, 070D, 070DGG, 070FT, 070FT04, 070FT05, 070FTR, 0712D, 0712VA, 071BM, 071D, 071DGG, 071FT, 071FT04, 071FT06, 071FTR, 071FTRL, 071TP, 072D, 072DGG, 090, 090BM, 090FT, 090FT04, 090FT05, 090FT1G, 090FT2G, 090FT4G, 090FT5G, 090FT7G, 090FTR, 090GG, 090GRG, 091, 091BM, 091FR1G, 091FR1GD, 091FR1I, 091FR1IA, 091FR1ID, 091FR1ID-VERS. 052012...(Other models you can see in the webshop) |                 |                         |
| <b>accessories for</b>  | 101248   |                 |                         |
|  | <b>Part No.</b>  | 101251          | <b>Ref. No.</b> 36Q0050 |
|   | union nut thread M20x1.5 for pipe ø 12mm   |                 |                         |

|   |  |                 |         |
|---|--|-----------------|---------|
|  |  |                 |         |
| <b>Part No.</b>   | 101428   | <b>Ref. No.</b> | 36Q0310 |
| <b>description</b>  | olive for pipe ø 14mm L 9mm Qty 1 pcs ED ø 16mm  |                 |         |
| <b>For models:</b>  | 04WFAAV, 08WFAAE, 08WFAAG, 08WFAAV, 12WFAAE, 12WFAAG, 191BR1G, 191BR1GA, 191BR2G, 191BR2GA, 1A1BR1G, 1A1BR1GA, 1A1BR2G, 1A1BR2GA, 1D1BR1G, 1D1BR1GA, 1D1BR2G, 1D1BR2GA, 291BR1G, 291BR1GA, 291BR2G, 291BR2GA, 2A1BR1G, 2A1BR1GA, 2A1BR2G, 2A1BR2GA, 2D1BR1G, 2D1BR1GA, 2D1BR2G, 2D1BR2GA, FCV241, FCV141, FCV141DM, FCV141DS, FCV241, FCV241DM, FCV241DS |                 |         |



|   |  |                 |         |
|---|--|-----------------|---------|
|  |  |                 |         |
| 1   |  |                 |         |
| <b>Part No.</b>   | 100908   | <b>Ref. No.</b> | 36Q1000 |
| <b>description</b>  | union screw thread M10x1 for pipe ø 4mm Qty 1 pcs  |                 |         |
| <b>For models:</b>  | 04WFAAV, 06WCP1GM, 06WFR3GD, 08WFA4E, 08WFA4G, 08WFAAE, 08WFAAG, 08WFAAV, 08WFT1GV, 08WFT2GV, 08WFT3GV, 08WFT4GV, 08WFT6GV, 08WFT7GV, 08WGRGV, 090BM1G, 090FAA, 090FAVA, 090FT1G, 090FT2G, 090FT4G, 090FT5G, 090FT7G, 090GRG, 091FR1G, 091FR1GD, 091FR3G, 091FR3GD, 0A0FA1, 0A0FA4, 0A0FAA, 0A0FT1G, 0A0FT2G, 0A0FT4G, 0A0FT5G, 0A0GRG, 0A1CP1G, 0B0FT1G, 0B0FT2G, 0B0FT4G, 0B0FT5G, 0B1CP1G, 0D0FA1, 0D0FA4, 0D0FAA, 0D0FT1G, 0D0FT2G, 0D0FT4G, 0D0FT5G, 0D0GRG...(Other models you can see in the webshop) |                 |         |
| <b>accessories for</b>  | 100908   |                 |         |
|   | <b>Part No.</b>  | <b>Ref. No.</b> | —       |
|   |  100897   |                 |         |
|   | olive for pipe ø 4mm Qty 1 pcs for pilot burner  |                 |         |
|   | <b>Part No.</b>  | <b>Ref. No.</b> | —       |
|   |  101246   |                 |         |
|   | olive for pipe ø 4mm Qty 1 pcs   |                 |         |
|   | <b>Part No.</b>  | <b>Ref. No.</b> | —       |
|   |  101280   |                 |         |
|   | olive for pipe ø 4mm Qty 1 pcs   |                 |         |
|   | <b>Part No.</b>  | <b>Ref. No.</b> | —       |
|   |  101282   |                 |         |
|   | olive for pipe ø 4mm L 7.4mm Qty 1 pcs   |                 |         |

|   |   |                 |         |
|---|---|-----------------|---------|
|  |   |                 |         |
| 1   |   |                 |         |
| <b>Part No.</b>   | 100909  | <b>Ref. No.</b> | 36Q0060 |
| <b>description</b>  | union screw thread M10x1 for pipe ø 6mm Qty 1 pcs   |                 |         |
| <b>For models:</b>  | 04WFAAV, 08WFA4E, 08WFA4G, 08WFAAE, 08WFAAG, 08WFAAV, 090FAA, 0A0FA1, 0A0FA4, 0A0FAA, 0D0FA1, 0D0FA4, 0D0FAA, 0G0FA0, 12WFA6E, 12WFA6G, 12WFAAA, 12WFAAE, 12WFAAG, 12WFAAN, 190FA, 190FAA, 190FAB, 190FAD, 191FAAE, 191FAAG, 191FABG, 191FADG, 191FAE, 191FAG, 1A0FA1, 1A0FA2, 1A0FA4, 1A0FA5, 1A0FAA, 1A0FAB, 1A1FA1G, 1A1FA2G, 1A1FA4G, 1A1FA5G, 1A1FAAG, 1A1FABG, 1D0FA1, 1D0FA2, 1D0FA4, 1D0FA5, 1D0FAA, 1D0FAB, 1D1FA1G, 1D1FA2G...(Other models you can see in the webshop) |                 |         |
| <b>accessories for</b>  | 100909  |                 |         |
|   | <b>Part No.</b>   | <b>Ref. No.</b> | —       |
|   |  100898  |                 |         |
|   | olive for pipe ø 6mm Qty 1 pcs for pilot burner   |                 |         |
|   | <b>Part No.</b>   | <b>Ref. No.</b> | 36Q0020 |
|   |  101286  |                 |         |
|   | olive ID ø 6mm Qty 1 pcs  |                 |         |
|   | <b>Part No.</b>   | <b>Ref. No.</b> | 36Q0150 |
|   |  101287  |                 |         |
|   | olive for pipe ø 6mm Qty 1 pcs  |                 |         |
|   | <b>Part No.</b>   | <b>Ref. No.</b> | —       |
|   |  101288  |                 |         |
|   | olive for pipe ø 6mm L 6mm aluminium Qty 1 pcs ED ø 8.5mm   |                 |         |

## equipment-specific units

### for espresso machines

#### brewing units


#### filter holder gaskets

#### O-rings

|   |   |                 |                               |
|---|---|-----------------|-------------------------------|
|  |   |                 |                               |
| 1   |   |                 |                               |
| <b>Part No.</b>   | 510409  | <b>Ref. No.</b> | 3150430<br>3151960<br>37Q5260 |
| <b>description</b>  | O-ring EPDM thickness 5.34mm ID ø 56.52mm Qty 1 pcs   |                 |                               |
| <b>For models:</b>  | 091CP1E, 0A1CP1E, 0G1CP1E, 0G1CP1EC, 0G1CP1E-VERS.2004, 191PI2E, 191PI2EA, 1A1PI2E, 1A1PI2EA, 1D1PI2E, 1D1PI2EA, 1G1PI1E, 30CPSE, 31PIE6, 6040090, 6040310, 6043850, 6043980, 70CPE, 71PIE15, 71PIE15A, 90CPE, 91PIE15, 91PIE15A, F60P, F60PR, F60T, F80P, F80PR, KD100, KD100A, KD100PSD, KD130, KD130A, KD130E, KD130EAT, KD60, KD60E, KD60EAT, KD60M, KD60MA, KD60ME, KD60MPS, KD60MPSA, KD60PS, KD60PSD, KD6EATSD, KD85, KD85A, KD85E...(Other models you can see in the webshop) |                 |                               |

#### screw connections

#### reducers

|  |  |                 |         |
|--|--|-----------------|---------|
|  |  |                 |         |
| 1  |  |                 |         |
| <b>Part No.</b>  | 520700   | <b>Ref. No.</b> | 33Q5650 |
| <b>description</b>   | reducer thread 3/4" IT - 1/2" ET brass   |                 |         |
| <b>For models:</b>   | FCV101, FCV101-CSA, FCV101DM, FCV101DM-CSA, FCV101DS, FCV101DS-CSA, FCV101E, FCV101EDM, FCV101EDM-UL, FCV101EDS, FCV101EDS-UL, FCV101E-UL, FCV141, FCV141-CSA, FCV141DM, FCV141DM-CSA, FCV141DS, FCV141DS-CSA, FCV141E, FCV141EDM, FCV141EDS, FCV241, FCV241DM, FCV241DS, FCV241E, FCV241EDM, FCV241EDM-UL, FCV241EDS, FCV241EDS-UL, FCV241E-UL, FCV241G, FCV241G-CSA, FCV241GDM, FCV241GDM-CSA, FCV241GDS, FCV241GDS-CSA, FCV3EM, FCV401DM, FCV401DM-CSA, FCV401EDM, FCV401EDM-UL, FCV4E, FCV4EDS, FCV4EM, FCV61, FCV61-CSA, FCV61DM, FCV61DM-CSA, FCV61DS, FCV61DS-CSA...(Other models you can see in the webshop) |                 |         |





## for convection ovens/combi-steamers

## steam pipes



1

|                 |        |                 |         |
|-----------------|--------|-----------------|---------|
| <b>Part No.</b> | 691639 | <b>Ref. No.</b> | 33Q6230 |
|-----------------|--------|-----------------|---------|

**description** bush stainless steel L 31mm ID ø 33mm ED ø 35mm

**For models:** FC101, FC241, FC241G, FC61, FCV101, FCV101-CSA, FCV101DM, FCV101DM-CSA, FCV101DS, FCV101DS-CSA, FCV141, FCV141-CSA, FCV141DM, FCV141DM-CSA, FCV141DS, FCV141DS-CSA, FCV241, FCV241DM, FCV241DS, FCV241G, FCV241G-CSA, FCV241GDM, FCV241GDM-CSA, FCV241GDS, FCV241GDS-CSA, FCV401DM, FCV401DM-CSA, FCV61, FCV61-CSA, FCV61DM, FCV61DM-CSA, FCV61DS, FCV61DS-CSA



2

|                 |        |                 |         |
|-----------------|--------|-----------------|---------|
| <b>Part No.</b> | 540906 | <b>Ref. No.</b> | 33Q5980 |
|-----------------|--------|-----------------|---------|

**description** steam nozzle plastic L 78.5mm ID ø 12.5mm ED ø 40mm

**For models:** FC101, FC101E, FC101G, FC101E, FC1221E, FC1221G, FC241, FC241E, FC241G, FC61, FC61E, FC61G, FC61E, FCV101, FCV101-CSA, FCV101DM, FCV101DM-CSA, FCV101DS, FCV101DS-CSA, FCV101E, FCV101EDM, FCV101EDM-UL, FCV101EDS, FCV101EDS-UL, FCV101E-UL, FCV141, FCV141-CSA, FCV141DM, FCV141DM-CSA, FCV141DS, FCV141DS-CSA, FCV141E, FCV141EDM, FCV141EDS, FCV241, FCV241DM, FCV241DS, FCV241E, FCV241EDM, FCV241EDMUL, FCV241EDS, FCV241EDS-UL, FCV241E-UL, FCV241G, FCV241GCSA, FCV241GDM, FCV241GDM-CSA, FCV241GDS, FCV241GDS-CSA, FCV61... (Other models you can see in the webshop)

## injection nozzles



1

|                 |        |                 |                    |
|-----------------|--------|-----------------|--------------------|
| <b>Part No.</b> | 692721 | <b>Ref. No.</b> | 33Q5441<br>33Q5442 |
|-----------------|--------|-----------------|--------------------|

**description** injection nozzle bore ø 0.5mm D1 ø 12mm D2 ø 12mm L 60mm WS 17 brass for combi-steamer thread 1/8"

## spare parts and accessories



1

|                 |        |                 |         |
|-----------------|--------|-----------------|---------|
| <b>Part No.</b> | 691742 | <b>Ref. No.</b> | 3120030 |
|-----------------|--------|-----------------|---------|

**description** disc ext. ø 30

**For models:** FCV241G-CSA, FCV241GDM-CSA, FCV241GDS-CSA, L80



1

|                 |        |                 |         |
|-----------------|--------|-----------------|---------|
| <b>Part No.</b> | 691199 | <b>Ref. No.</b> | 36G5380 |
|-----------------|--------|-----------------|---------|

**description** guide counterweight ø 37mm

**For models:** FC101, FC101E, FC241, FC241E, FC241G, FC61, FC61E, FCV101, FCV101-CSA, FCV101DM, FCV101DM-CSA, FCV101DS, FCV101DSCSA, FCV101E, FCV101EDM, FCV101EDM-UL, FCV101EDS, FCV101EDS-UL, FCV101E-UL, FCV141, FCV141-CSA, FCV141DM, FCV141DM-CSA, FCV141DS, FCV141DS-CSA, FCV141E, FCV141EDM, FCV141EDS, FCV241, FCV241DM, FCV241DS, FCV241E, FCV241EDM, FCV241EDM-UL, FCV241EDS, FCV241EDS-UL, FCV241E-UL, FCV241G, FCV241G-CSA, FCV241GDM, FCV241GDM-CSA, FCV241GDS, FCV241GDS-CSA, FCV61, FCV61-CSA, FCV61DM, FCV61DM-CSA, FCV61DS, FCV61DS-CSA, FCV61E... (Other models you can see in the webshop)



1

|                 |        |                 |         |
|-----------------|--------|-----------------|---------|
| <b>Part No.</b> | 691177 | <b>Ref. No.</b> | 35S8650 |
|-----------------|--------|-----------------|---------|

**description** mounting ring for bulb socket



1

|                 |        |                 |         |
|-----------------|--------|-----------------|---------|
| <b>Part No.</b> | 541498 | <b>Ref. No.</b> | 33Q5410 |
|-----------------|--------|-----------------|---------|

**description** screw connection WS 50 thread 1¼" ID ø 31mm

**For models:** FC101, FC101E, FC241, FC241E, FC241G, FC61, FC61E, FCV101, FCV101-CSA, FCV101DM, FCV101DM-CSA, FCV101DS, FCV101DSCSA, FCV101E, FCV101EDM, FCV101EDM-UL, FCV101EDS, FCV101EDS-UL, FCV101E-UL, FCV141, FCV141-CSA, FCV141DM, FCV141DM-CSA, FCV141DS, FCV141DS-CSA, FCV141E, FCV141EDM, FCV141EDS, FCV241, FCV241DM, FCV241DS, FCV241E, FCV241EDM, FCV241EDM-UL, FCV241EDS, FCV241EDS-UL, FCV241E-UL, FCV241G, FCV241G-CSA, FCV241GDM, FCV241GDM-CSA, FCV241GDS, FCV401DM, FCV401DM-CSA, FCV401EDM, FCV401EDM-UL, FCV61, FCV61-CSA, FCV61DM, FCV61DM-CSA... (Other models you can see in the webshop)

**accessories for** 541498

|                 |        |                 |         |
|-----------------|--------|-----------------|---------|
| <b>Part No.</b> | 541499 | <b>Ref. No.</b> | 3151450 |
|-----------------|--------|-----------------|---------|

**description** gasket suitable for ANGELO PO size 1¼"

## glass panels



1

|                 |        |                 |         |
|-----------------|--------|-----------------|---------|
| <b>Part No.</b> | 691146 | <b>Ref. No.</b> | 3000770 |
|-----------------|--------|-----------------|---------|

**description** glass panel L 515mm W 505mm thickness 6mm rectangular

**For models:** FM611E1, FM611E2, FM611E3, FM611G1, FM611G2, FM611G3




1

|                    |  |                 |         |
|--------------------|--|-----------------|---------|
| <b>Part No.</b>    | 691147   | <b>Ref. No.</b> | 3000760 |
| <b>description</b> | glass panel L 720mm W 515mm thickness 6mm rectangular      |                 |         |
| <b>For models:</b> | FM1011E1, FM1011E2, FM1011E3, FM1011G1, FM1011G2, FM1011G3 |                 |         |

door mechanics


locking mechanism



1

|   |   |                 |                         |
|---|---|-----------------|-------------------------|
| <b>Part No.</b>   | 698503  | <b>Ref. No.</b> | 6300965                 |
| <b>description</b>  | espagnolette lock complete  |                 |                         |
| <b>For models:</b>  | FX201E2, FX201E2P, FX201E2P-VERS.032014, FX201E2-VERS.032014, FX201E3, FX201E3P, FX201E3P-VERS.022014, FX201E3-VERS.022014, FX201G2, FX201G2P, FX201G2P-VERS.032014, FX201G2-VERS.032014, FX201G3P, FX201G3-VERS.022014, FX202E2, FX202E2-VERS.032014, FX202E3, FX202E3-230V-3-50Hz-60Hz, FX202E3-230V-3-50Hz-60Hz-VERS.022014, FX202E3-VERS.022014, FX202G2, FX202G2-VERS.032014, FX202G3, FX202G3-VERS.022014 |                 |                         |
| <b>accessories for</b>  | 698503  |                 |                         |
|    | <b>Part No.</b>   | 690041          | <b>Ref. No.</b> 3088460 |
|   | cam L 148mm mounting distance 32mm  |                 |                         |
|  | <b>Part No.</b>   | 694409          | <b>Ref. No.</b> —       |
|   | mounting set for espagnolette lock 694382   |                 |                         |
|  | <b>Part No.</b>   | 700604          | <b>Ref. No.</b> —       |
|   | latch gear opening to the right shaft intake ø 8x8mm L 170mm W 40mm H 40mm  |                 |                         |

vibration pumps



1


|                    |  |                 |                    |
|--------------------|--|-----------------|--------------------|
| <b>Part No.</b>    | 500972   | <b>Ref. No.</b> | 32M7000<br>32M7001 |
| <b>description</b> | vibration pump 230V 47W 50Hz inlet ø 7 outlet ø 1/8" IT CEME type E507   |                 |                    |
| <b>For models:</b> | FM1011E3, FM1011E3-VERS.2006, FM1011G3, FM1011G3-VERS.2006, FM1221E3, FM1221E3-VERS.2006, FM1221G3-VERS.2006, FM2011E3-VERS.2006, FM2011G3-VERS.2006, FM2021E3, FM2021E3-VERS.2006, FM2021G3, FM2021G3-VERS.2006, FM611E3, FM611E3-VERS.2006, FM611G3, FM611G3-VERS.2006, FM721E3, FM721E3-VERS.2006, FM721G3, FM721G3-VERS.2006 |                 |                    |

miscellaneous




1

|   |   |                 |                         |
|---|---|-----------------|-------------------------|
| <b>Part No.</b>   | 691179  | <b>Ref. No.</b> | 33Q0730                 |
| <b>description</b>  | bush thread M10x1 ø 5mm   |                 |                         |
| <b>For models:</b>  | FCV101DM, FCV101DM-CSA, FCV101DS, FCV101DS-CSA, FCV101EDM, FCV101EDM-UL, FCV101EDS, FCV101EDS-UL, FCV141DM, FCV141DM-CSA, FCV141DS, FCV141DS-CSA, FCV141EDM, FCV141EDS, FCV241DM, FCV241DS, FCV241EDM, FCV241EDM-UL, FCV241EDS, FCV241EDS-UL, FCV241GDM, FCV241GDM-CSA, FCV241GDS, FCV241GDS-CSA, FCV401DM, FCV401DM-CSA, FCV401EDM, FCV401EDM-UL, FCV4EDS, FCV61DM, FCV61DM-CSA, FCV61DS, FCV61DS-CSA, FCV61EDM, FCV61EDM-UL, FCV61EDS, FCV61EDS-UL, FCV72EDM-UL, FCV72EDS-UL, FM1011E2, FM1011E3, FM1011G2, FM1011G3, FM1221E2, FM1221E3, FM1221G2, FM1221G3, FM2021E2, FM2021E3, FM2021G2... (Other models you can see in the webshop) |                 |                         |
| <b>accessories for</b>  | 691179  |                 |                         |
|  | <b>Part No.</b>   | 519385          | <b>Ref. No.</b> 3150220 |
|   | gasket for core temperature probe ED ø 8mm ID ø 4mm thickness 5mm   |                 |                         |
|   | <b>Part No.</b>   | 691180          | <b>Ref. No.</b> 3120100 |
|   | plain washer  |                 |                         |



1

|                    |  |                 |         |
|--------------------|--|-----------------|---------|
| <b>Part No.</b>    | 691123   | <b>Ref. No.</b> | 36E2060 |
| <b>description</b> | duct for door opener                             |                 |         |
| <b>For models:</b> | FCV3EM, FCV4E, FCV4EDS, FCV4EM, FM423E1, FM423E2 |                 |         |



1

|                    |   |                 |         |
|--------------------|---|-----------------|---------|
| <b>Part No.</b>    | 542121  | <b>Ref. No.</b> | 3032890 |
| <b>description</b> | hose connector for manometer L 60mm WS 17 brass thread 1/8" ø 12mm T2: M8   |                 |         |
| <b>For models:</b> | BX101E, BX101E-VERS.122013, BX101G, BX101G-VERS.122013, FC1011E, FC1011G, FC1221E, FC1221G, FC611E, FC611G, FM1011E1, FM1011E1-VERS.2006, FM1011E2, FM1011E2-VERS.2006, FM1011E3, FM1011E3-VERS.2006, FM1011G1, FM1011G1-VERS.2006, FM1011G2, FM1011G2-VERS.2006, FM1011G3, FM1011G3-VERS.2006, FM1221E1-VERS.2006, FM1221E2-VERS.2006, FM1221E3, FM1221E3-VERS.2006, FM1221G1-VERS.2006, FM1221G2-VERS.2006, FM1221G3, FM1221G3-VERS.2006, FM2011E2-VERS.2006, FM2011E3-VERS.2006, FM2011G2-VERS.2006, FM2011G3-VERS.2006, FM2021E1, FM2021E2, FM2021E2-VERS.2006, FM2021E3, FM2021E3-VERS.2006, FM2021G1, FM2021G2, FM2021G2-VERS.2006, FM2021G3, FM2021G3-VERS.2006, FM611E1, FM611E1-VERS.2006, FM611E2, FM611E2-VERS.2006, FM611E3, FM611E3-VERS.2006... (Other models you can see in the webshop) |                 |         |



1

|                    |   |                 |         |
|--------------------|---|-----------------|---------|
| <b>Part No.</b>    | 697870  | <b>Ref. No.</b> | 3010670 |
| <b>description</b> | protector for aspiration  |                 |         |
| <b>For models:</b> | FM1011G1, FM1011G2, FM1011G3, FM1221G1, FM1221G2, FM1221G3, FM2021G1, FM2021G2, FM2021G3, FM611G1, FM611G2, FM611G3 |                 |         |

## for boiling pans



1

|                    |                                |                 |                               |
|--------------------|--------------------------------|-----------------|-------------------------------|
| <b>Part No.</b>    | 692717                         | <b>Ref. No.</b> | 3033400<br>3278360<br>35Q7830 |
| <b>description</b> | drain filter for kettle ø 83mm |                 |                               |

## for ovens

## spare parts and accessories



1

|                    |  |                 |         |
|--------------------|--|-----------------|---------|
| <b>Part No.</b>    | 691172   | <b>Ref. No.</b> | 35S5970 |
| <b>description</b> | guide for guide counterweight  |                 |         |
| <b>For models:</b> | FC101, FC101E, FC241, FC241E, FC241G, FC61, FC61E, FCV101, FCV101-CSA, FCV101DM, FCV101DM-CSA, FCV101DS, FCV101DSCSA, FCV101E, FCV101EDM, FCV101EDM-UL, FCV101EDS, FCV101EDS-UL, FCV101E-UL, FCV141, FCV141-CSA, FCV141DM, FCV141DM-CSA, FCV141DS, FCV141DS-CSA, FCV141E, FCV141EDM, FCV141EDS, FCV241, FCV241DM, FCV241DS, FCV241E, FCV241EDM, FCV241EDM-UL, FCV241EDS, FCV241EDS-UL, FCV241E-UL, FCV241G, FCV241G-CSA, FCV241GDM, FCV241GDM-CSA, FCV241GDS, FCV241GDS-CSA, FCV61, FCV61-CSA, FCV61DM, FCV61DM-CSA, FCV61DS, FCV61DS-CSA, FCV61E... (Other models you can see in the webshop) |                 |         |

## miscellaneous



1

|                    |   |                 |         |
|--------------------|---|-----------------|---------|
| <b>Part No.</b>    | 698478  | <b>Ref. No.</b> | 3142670 |
| <b>description</b> | coupling for oven for door L 80mm W 26mm intake 7.8 x 7.8   |                 |         |
| <b>For models:</b> | FX201E2, FX201E2P, FX201E2P-VERS.032014, FX201E2-VERS.032014, FX201E3, FX201E3P, FX201E3P-VERS.022014, FX201E3-VERS.022014, FX201G2, FX201G2P, FX201G2P-VERS.032014, FX201G2-VERS.032014, FX201G3P, FX201G3-VERS.022014, FX202E2, FX202E2-VERS.032014, FX202E3, FX202E3-230V-3-50Hz-60Hz, FX202E3-230V-3-50Hz-60Hz-VERS.022014, FX202E3-VERS.022014, FX202G2, FX202G2-VERS.032014, FX202G3, FX202G3-VERS.022014 |                 |         |

## for dishwashers

## drain and intake components

## ANGELO PO

## drain /intake bodies



1

|                    |   |                 |         |
|--------------------|---|-----------------|---------|
| <b>Part No.</b>    | 511309  | <b>Ref. No.</b> | 33Q0240 |
| <b>description</b> | nut thread 1½" ø 66mm H 9mm WS 51 brass Qty 1 pcs |                 |         |
| <b>For models:</b> | L100, L40, L40S, L60, L80                         |                 |         |

## spare parts and accessories



1

|                    |  |                 |         |
|--------------------|--|-----------------|---------|
| <b>Part No.</b>    | 691742   | <b>Ref. No.</b> | 3120030 |
| <b>description</b> | disc ext. ø 30                                 |                 |         |
| <b>For models:</b> | FCV241G-CSA, FCV241GDM-CSA, FCV241GDS-CSA, L80 |                 |         |


## miscellaneous



1



|                    |  |                 |         |
|--------------------|--|-----------------|---------|
| <b>Part No.</b>    | 506160   | <b>Ref. No.</b> | 3120050 |
| <b>description</b> | plain washer ID ø 8.6mm ED ø 16mm thickness 1.5mm SS Qty 1 pcs |                 |         |




| door mechanics   |   |          |                               |
|--|---|----------|-------------------------------|
| bolts  |   |          |                               |
|  <p>1</p> |   |          |                               |
| Part No.   | 514283  | Ref. No. | 36D7060<br>36D7061<br>36D7062 |
| description  | bolt with flattening 7mm ø 10mm L 20mm for door   |          |                               |
| For models:  | BX101E, BX101E-VERS.122013, BX101G, BX101G-VERS.122013, BX122E, BX122E-VERS.122013, BX122G, BX122G-VERS.122013, BX61E, BX61E-VERS.122013, BX61G, BX61G-VERS.122013, BX82E, BX82E-VERS.122013, BX82G, BX82G-VERS.122013, FC101, FC1011E, FC1011G, FC101E, FC1221E, FC1221G, FC241, FC241E, FC241G, FC61, FC611E, FC611G, FC61E, FCV101, FCV101-CSA, FCV101DM, FCV101DM-CSA, FCV101DS, FCV101DS-CSA, FCV101E, FCV101EDM, FCV101EDM-UL, FCV101EDS, FCV101EDS-UL, FCV141, FCV141-CSA, FCV141DM, FCV141DM-CSA, FCV141DS, FCV141DS-CSA, FCV141E, FCV141EDM, FCV141EDS, FCV241...(Other models you can see in the webshop) |          |                               |

## knobs

### producer-specific knobs

| ANGELO PO  |  |          |         |
|--|--|----------|---------|
|  <p>1</p>                                |  |          |         |
| Part No.   | 110925   | Ref. No. | 36M4560 |
| description  | knob switch zero mark ø 45mm shaft ø 6x4.6mm shaft flat upper red  |          |         |
| For models:  | 030FE1B, 091FE28B, 30F1B, 30FES2B, 30FS2B, 70F1B, 70FE1B, 70FES2, 70FES2B, 71F2B, 71FE2B, 90F110B, 91AR, 91ARE, 91F210B, 91F223B, 91RA, FC101, FC101E, FC241, FC241E, FC241G, FC61, FC61E, FCV101, FCV101-CSA, FCV101E, FCV101E-UL, FCV141, FCV141-CSA, FCV141E, FCV241, FCV241E, FCV241E-UL, FCV241G, FCV241G-CSA, FCV61, FCV61-CSA, FCV61E, FCV61E-UL, FCV72E-UL |          |         |
| accessories for  | 110925   |          |         |
|  <p>knob spring ø 6x4.6mm Qty 1 pcs</p> |  |          |         |
| Part No.   | 550965   | Ref. No. | 3170290 |


|  <p>1</p> |  |          |                    |
|--|--|----------|--------------------|
| Part No.   | 112570   | Ref. No. | 36H0900<br>36H0901 |
| description  | knob potentiometer ø 62mm shaft ø 6x4.6mm shaft flat universal black   |          |                    |
| For models:  | FM1011E1, FM1011E1-VERS.2006, FM1011E2, FM1011E2-VERS.2006, FM1011E3, FM1011E3-VERS.2006, FM1011G1, FM1011G1-VERS.2006, FM1011G2, FM1011G2-VERS.2006, FM1011G3, FM1011G3-VERS.2006, FM1221E1, FM1221E1-VERS.2006, FM1221E2, FM1221E2-VERS.2006, FM1221E3, FM1221E3-VERS.2006, FM1221G1, FM1221G1-VERS.2006, FM1221G2, FM1221G2-VERS.2006, FM1221G3, FM1221G3-VERS.2006, FM2011E2-VERS.2006, FM2011E3-VERS.2006, FM2011G2-VERS.2006, FM2011G3-VERS.2006, FM2021E1, FM2021E2, FM2021E2-VERS.2006, FM2021E3, FM2021E3-VERS.2006, FM2021G1, FM2021G2, FM2021G2-VERS.2006, FM2021G3, FM2021G3-VERS.2006, FM423E1, FM423E2, FM611E1, FM611E1-VERS.2006, FM611E2, FM611E2-VERS.2006, FM611E3, FM611E3-VERS.2006, FM611G1, FM611G1-VERS.2006, FM611G2, FM611G2-VERS.2006...(Other models you can see in the webshop) |          |                    |

## accessories

### button springs

|  <p>1</p> |   |          |         |
|--|---|----------|---------|
| Part No.   | 550965  | Ref. No. | 3170290 |
| description  | knob spring ø 6x4.6mm Qty 1 pcs   |          |         |
| For models:  | 030BME, 030E, 030EBM, 030FE, 030FE1, 030FE1B, 030FTE, 030FTER, 031BME, 031E, 031EBM, 031FTE, 031FTE04, 031FTE06, 031FTER, 031FTERL, 070BME, 070E, 070FTE, 070FTE04, 070FTE05, 070FTER, 071BME, 071E, 071FTE, 071FTE04, 071FTE06, 071FTER, 071FTERL, 090BME, 090E, 090FTE, 090FTE04, 090FTE05, 090FTER, 090SPE, 091BME, 091E, 091FE28, 091FE28B, 091FR1ED, 091FR3ED, 091FTE, 091FTE04, 091FTE06, 091FTER, 091FTERL, 0A0BME, 0A0FT1E, 0A0FT2E...(Other models you can see in the webshop) |          |         |

### gaskets

|  <p>1</p> |   |          |         |
|--|---|----------|---------|
| Part No.   | 550493  | Ref. No. | 3150790 |
| description  | gasket for knob   |          |         |
| For models:  | 030E, 030EBM, 030FE1, 030FE1B, 030FTE, 030FTER, 031E, 031EBM, 031FTE04, 031FTE06, 04WCP1EM, 06WFR3GD, 070E, 070FTE04, 070FTE05, 071E, 071FTE04, 071FTE06, 08WCP1GM, 08WFAAE, 090, 090BM, 090BME, 090E, 090FT, 090FTE04, 090FTE05, 090FTR, 090GG, 091, 091BM, 091BME, 091CP1E, 091CP1G, 091E, 091FE28, 091FE28B, 091FR1E, 091FR1ED, 091FR1GD, 091FR3G, 091FR3GD, 091FT, 091FTE04, 091FTE06, 091FTR, 091FRRL, 091GG, 091TP, 092...(Other models you can see in the webshop) |          |         |

## locks

### turning lever locks

#### universal






#### RAHRBACH




|  <p>1</p>   |   |          |  |
|---|---|----------|--|
| Part No.  | 690500  | Ref. No. | 36M0880<br>36M3180<br>36M6380<br>6300421 |
| description   | handle latch right L 185mm H 66mm handle material plastic type 6300 series  |          |  |
| For models:   | FC101, FC101E, FC241, FC241E, FC241G, FC61, FC61E, FCV101, FCV101-CSA, FCV101DM, FCV101DM-CSA, FCV101DS, FCV101DSCSA, FCV101E, FCV101EDM, FCV101EDM-UL, FCV101EDS, FCV101EDS-UL, FCV101E-UL, FCV141, FCV141-CSA, FCV141DM, FCV141DM-CSA, FCV141DS, FCV141DS-CSA, FCV141E, FCV141EDM, FCV141EDS, FCV241, FCV241DM, FCV241DS, FCV241E, FCV241EDM, FCV241EDM-UL, FCV241EDS, FCV241EDS-UL, FCV241E-UL, FCV241G, FCV241G-CSA, FCV241GDM, FCV241GDM-CSA, FCV241GDS, FCV241GDS-CSA, FCV401DM, FCV401DM-CSA, FCV401EDM, FCV401EDM-UL, FCV61, FCV61-CSA, FCV61DM...(Other models you can see in the webshop) |          |  |
| spare parts for   | 690500  |          |  |
|  <p>cover cap for turning lever lock ø 32mm H 14mm</p> |   |          |  |
| Part No.  | 699841  | Ref. No. | —  |


Table continues overleaf


3 mechanical components, equipment accessories








|   |   |        |                         |
|---|---|--------|-------------------------|
| <b>accessories for</b>  | 690500  |        |                         |
|  | <b>Part No.</b>   | 514281 | <b>Ref. No.</b> 36M1570 |
|   | base plate L 110mm W 35mm for door catch thickness 10mm   |        |                         |
|  | <b>Part No.</b>   | 690136 | <b>Ref. No.</b> 3FL0197 |
|   | sliding plate mounting pos. right L 28mm H 3mm W 21mm H2 12.5mm   |        |                         |
|  | <b>Part No.</b>   | 691174 | <b>Ref. No.</b> 35V9050 |
|   | counterpart L 90mm W 60mm for door latch  |        |                         |
|  | <b>Part No.</b>   | 700091 | <b>Ref. No.</b> —       |
|   | door catch mounting pos. right off-set 20mm L 110mm H 56mm W 33mm mounting distance 68/68mm zinc die cast series 6300 |        |                         |
|  | <b>Part No.</b>   | 700098 | <b>Ref. No.</b> 36M0820 |
|   | door catch mounting pos. right off-set 38mm L 110mm H 74mm W 33mm mounting distance 68/68mm series 1750               |        |                         |

|   |   |        |                 |         |
|---|---|--------|-----------------|---------|
|    | <b>Part No.</b>   | 700098 | <b>Ref. No.</b> | 36M0820 |
| <b>description</b>  | door catch mounting pos. right off-set 38mm L 110mm H 74mm W 33mm mounting distance 68/68mm series 1750   |        |                 |         |
| <b>For models:</b>  | FC101, FC101E, FC241, FC241E, FC241G, FC61, FC61E, FCV101, FCV101-CSA, FCV101DM, FCV101DM-CSA, FCV101DS, FCV101DSCSA, FCV101E, FCV101EDM, FCV101EDM-UL, FCV101EDS, FCV101EDS-UL, FCV101E-UL, FCV141, FCV141-CSA, FCV141DM, FCV141DM-CSA, FCV141DS, FCV141DS-CSA, FCV141E, FCV141EDM, FCV141EDS, FCV241, FCV241DM, FCV241DS, FCV241E, FCV241EDM, FCV241EDM-UL, FCV241EDS, FCV241EDS-UL, FCV241E-UL, FCV241G, FCV241G-CSA, FCV241GDM, FCV241GDM-CSA, FCV241GDS, FCV241GDS-CSA, FCV401DM, FCV401DM-CSA, FCV401EDM, FCV401EDM-UL, FCV61, FCV61-CSA, FCV61DM...(Other models you can see in the webshop) |        |                 |         |
| <b>spare parts for</b>  | 700098  |        |                 |         |
|  | <b>Part No.</b>   | 690136 | <b>Ref. No.</b> | 3FL0197 |
|   | sliding plate mounting pos. right L 28mm H 3mm W 21mm H2 12.5mm   |        |                 |         |
| <b>accessories for</b>  | 700098  |        |                 |         |
|  | <b>Part No.</b>   | 514281 | <b>Ref. No.</b> | 36M1570 |
|   | base plate L 110mm W 35mm for door catch thickness 10mm   |        |                 |         |

|   |   |        |                 |                    |
|---|---|--------|-----------------|--------------------|
|  | <b>Part No.</b>   | 690137 | <b>Ref. No.</b> | 36E2530<br>6300843 |
| <b>description</b>  | sliding plate mounting pos. left L 28mm H 3mm W 21mm H2 12.5mm  |        |                 |                    |
| <b>For models:</b>  | FC101, FC101E, FC101G, FC101E, FC1221E, FC1221G, FC241, FC241E, FC241G, FC61, FC61E, FC61G, FC61E, FCV101, FCV101DM, FCV101DS, FCV101E, FCV101EDM, FCV101EDS, FCV141, FCV141DM, FCV141DS, FCV141E, FCV141EDM, FCV141EDS, FCV241, FCV241DM, FCV241DS, FCV241E, FCV241EDM, FCV241EDS, FCV241G, FCV241GDM, FCV241GDS, FCV401DM, FCV401EDM, FCV61, FCV61DM, FCV61DS, FCV61E, FCV61EDM, FCV61EDS, FM1011E1, FM1011E1-VERS.2006, FM1011E2, FM1011E2-VERS.2006, FM1011E3, FM1011E3-VERS.2006, FM1011G1, FM1011G1-VERS.2006...(Other models you can see in the webshop) |        |                 |                    |

|   |   |        |                 |         |
|---|---|--------|-----------------|---------|
|  | <b>Part No.</b>   | 690136 | <b>Ref. No.</b> | 3FL0197 |
| <b>description</b>  | sliding plate mounting pos. right L 28mm H 3mm W 21mm H2 12.5mm   |        |                 |         |
| <b>For models:</b>  | FCV101-CSA, FCV101DM-CSA, FCV101DS-CSA, FCV101EDM-UL, FCV101EDS-UL, FCV101E-UL, FCV141-CSA, FCV141DM-CSA, FCV141DS-CSA, FCV241EDM-UL, FCV241EDS-UL, FCV241E-UL, FCV241G-CSA, FCV241GDM-CSA, FCV241GDS-CSA, FCV401DM-CSA, FCV401EDM-UL, FCV61-CSA, FCV61DM-CSA, FCV61DS-CSA, FCV61EDM-UL, FCV61EDS-UL, FCV61E-UL, FCV72EDM-UL, FCV72EDSUL, FCV72E-UL |        |                 |         |


|   |   |        |                 |         |
|---|---|--------|-----------------|---------|
| <b>STUV</b>   |   |        |                 |         |
|    | <b>Part No.</b>   | 700098 | <b>Ref. No.</b> | 36M0820 |
| <b>description</b>  | door catch mounting pos. right off-set 38mm L 110mm H 74mm W 33mm mounting distance 68/68mm series 1750   |        |                 |         |
| <b>For models:</b>  | FC101, FC101E, FC241, FC241E, FC241G, FC61, FC61E, FCV101, FCV101-CSA, FCV101DM, FCV101DM-CSA, FCV101DS, FCV101DSCSA, FCV101E, FCV101EDM, FCV101EDM-UL, FCV101EDS, FCV101EDS-UL, FCV101E-UL, FCV141, FCV141-CSA, FCV141DM, FCV141DM-CSA, FCV141DS, FCV141DS-CSA, FCV141E, FCV141EDM, FCV141EDS, FCV241, FCV241DM, FCV241DS, FCV241E, FCV241EDM, FCV241EDM-UL, FCV241EDS, FCV241EDS-UL, FCV241E-UL, FCV241G, FCV241G-CSA, FCV241GDM, FCV241GDM-CSA, FCV241GDS, FCV241GDS-CSA, FCV401DM, FCV401DM-CSA, FCV401EDM, FCV401EDM-UL, FCV61, FCV61-CSA, FCV61DM...(Other models you can see in the webshop) |        |                 |         |
| <b>spare parts for</b>  | 700098  |        |                 |         |
|  | <b>Part No.</b>   | 690136 | <b>Ref. No.</b> | 3FL0197 |
|   | sliding plate mounting pos. right L 28mm H 3mm W 21mm H2 12.5mm   |        |                 |         |
| <b>accessories for</b>  | 700098  |        |                 |         |
|  | <b>Part No.</b>   | 514281 | <b>Ref. No.</b> | 36M1570 |
|   | base plate L 110mm W 35mm for door catch thickness 10mm   |        |                 |         |


|   |  |        |                 |                    |
|---|--|--------|-----------------|--------------------|
| <b>producer-specific</b>  |  |        |                 |                    |
| <b>ANGELO PO</b>  |  |        |                 |                    |
|  | <b>Part No.</b>  | 694640 | <b>Ref. No.</b> | 36E2580<br>36E2581 |
| <b>description</b>  | door catch H 42mm mounting pos. left L 98mm W 42mm for turning lever lock  |        |                 |                    |
| <b>For models:</b>  | FC1011E, FC1011G, FC1221E, FC1221G, FC611E, FC611G, FM1011E1, FM1011E1-VERS.2006, FM1011E2, FM1011E2-VERS.2006, FM1011E3, FM1011E3-VERS.2006, FM1011G1, FM1011G1-VERS.2006, FM1011G2, FM1011G2-VERS.2006, FM1011G3, FM1011G3-VERS.2006, FM1221E1, FM1221E1-VERS.2006, FM1221E2, FM1221E2-VERS.2006, FM1221E3, FM1221E3-VERS.2006, FM1221G1, FM1221G1-VERS.2006, FM1221G2, FM1221G2-VERS.2006, FM1221G3, FM1221G3-VERS.2006, FM2011E2-VERS.2006, FM2011E3-VERS.2006, FM2011G2-VERS.2006, FM2011G3-VERS.2006, FM2021E1, FM2021E2, FM2021E2-VERS.2006, FM2021E3, FM2021E3-VERS.2006, FM2021G1, FM2021G2, FM2021G2-VERS.2006, FM2021G3, FM2021G3-VERS.2006, FM611E1, FM611E1-VERS.2006, FM611E2, FM611E2-VERS.2006, FM611E3, FM611E3-VERS.2006...(Other models you can see in the webshop) |        |                 |                    |
| <b>accessories for</b>  | 694640   |        |                 |                    |
|  | <b>Part No.</b>  | 694227 | <b>Ref. No.</b> | 36E2570            |
|   | handle latch convection oven   |        |                 |                    |








|   |   |   |                    |        |                 |                    |   |
|---|---|---|--------------------|--------|-----------------|--------------------|---|
|  |   |   |                    |        |                 |                    |   |
| 1   |   |   |                    |        |                 |                    |   |
| <b>Part No.</b>   | 694227  | <b>Ref. No.</b>   | 36E2570            |        |                 |                    |   |
| <b>description</b>  | handle latch convection oven  |   |                    |        |                 |                    |   |
| <b>For models:</b>  | FC101E, FC101G, FC1221E, FC1221G, FC611E, FC611G, FM1011E1, FM1011E1-VERS.2006, FM1011E2, FM1011E2-VERS.2006, FM1011E3, FM1011E3-VERS.2006, FM1011G1, FM1011G1-VERS.2006, FM1011G2, FM1011G2-VERS.2006, FM1011G3, FM1011G3-VERS.2006, FM1221E1, FM1221E1-VERS.2006, FM1221E2, FM1221E2-VERS.2006, FM1221E3, FM1221E3-VERS.2006, FM1221G1, FM1221G1-VERS.2006, FM1221G2, FM1221G2-VERS.2006, FM1221G3, FM1221G3-VERS.2006, FM2011E2-VERS.2006, FM2011E3-VERS.2006, FM2011G3-VERS.2006, FM2011G3-VERS.2006, FM2021E1, FM2021E2, FM2021E2-VERS.2006, FM2021E3, FM2021E3-VERS.2006, FM2021G1, FM2021G2, FM2021G2-VERS.2006, FM2021G3, FM2021G3-VERS.2006, FM611E1, FM611E1-VERS.2006, FM611E2, FM611E2-VERS.2006, FM611E3, FM611E3-VERS.2006... (Other models you can see in the webshop) |   |                    |        |                 |                    |   |
| <b>accessories for</b>  | 694227  |   |                    |        |                 |                    |   |
|   |    | <table border="1"> <tr> <td><b>Part No.</b></td> <td>694640</td> <td><b>Ref. No.</b></td> <td>36E2580<br/>36E2581</td> </tr> </table> | <b>Part No.</b>    | 694640 | <b>Ref. No.</b> | 36E2580<br>36E2581 | door catch H 42mm mounting pos. left L 98mm W 42mm for turning lever lock |
| <b>Part No.</b>   | 694640  | <b>Ref. No.</b>   | 36E2580<br>36E2581 |        |                 |                    |   |

|  |  |                 |         |
|--|--|-----------------|---------|
|  |  |                 |         |
| 1  |  |                 |         |
| <b>Part No.</b>  | 514281   | <b>Ref. No.</b> | 36M1570 |
| <b>description</b>   | base plate L 110mm W 35mm for door catch thickness 10mm  |                 |         |
| <b>For models:</b>   | FC101, FC101E, FC241, FC241E, FC241G, FC61, FC61E, FCV101, FCV101-CSA, FCV101DM, FCV101DM-CSA, FCV101DS, FCV101DSCSA, FCV101E, FCV101EDM, FCV101EDM-UL, FCV101EDS, FCV101EDS-UL, FCV101E-UL, FCV141, FCV141-CSA, FCV141DM, FCV141DM-CSA, FCV141DS, FCV141DS-CSA, FCV141E, FCV141EDM, FCV141EDS, FCV241, FCV241DM, FCV241DS, FCV241E, FCV241EDM, FCV241EDM-UL, FCV241EDS, FCV241EDS-UL, FCV241E-UL, FCV241G, FCV241G-CSA, FCV241GDM, FCV241GDM-CSA, FCV241GDS, FCV241GDS-CSA, FCV61, FCV61-CSA, FCV61DM, FCV61DM-CSA, FCV61DS, FCV61DS-CSA, FCV61E... (Other models you can see in the webshop) |                 |         |

|   |  |                 |         |
|---|--|-----------------|---------|
|  |  |                 |         |
| 1   |  |                 |         |
| <b>Part No.</b>   | 691174   | <b>Ref. No.</b> | 35V9050 |
| <b>description</b>  | counterpart L 90mm W 60mm for door latch   |                 |         |
| <b>For models:</b>  | FC101, FC101E, FC241E, FC241G, FC61, FC61E, FCV101, FCV101-CSA, FCV101DM, FCV101DM-CSA, FCV101DS, FCV101DS-CSA, FCV101E, FCV101EDM, FCV101EDM-UL, FCV101EDS, FCV101EDS-UL, FCV101EUL, FCV141, FCV141-CSA, FCV141DM, FCV141DM-CSA, FCV141DS, FCV141DS-CSA, FCV141E, FCV141EDM, FCV141EDS, FCV241E, FCV241EDM, FCV241EDM-UL, FCV241EDS, FCV241EDS-UL, FCV241G, FCV241G-CSA, FCV241GDM, FCV241GDM-CSA, FCV241GDS, FCV241GDS-CSA, FCV61, FCV61-CSA, FCV61DM, FCV61DM-CSA, FCV61DS, FCV61DS-CSA, FCV61E, FCV61EDM, FCV61EDM-UL, FCV61EDS, FCV61EDS-UL, FCV61E-UL... (Other models you can see in the webshop) |                 |         |

|   |  |   |                 |        |                 |         |   |
|---|--|---|-----------------|--------|-----------------|---------|---|
|  |  |   |                 |        |                 |         |   |
| 1   |  |   |                 |        |                 |         |   |
| <b>Part No.</b>   | 700098   | <b>Ref. No.</b>   | 36M0820         |        |                 |         |   |
| <b>description</b>  | door catch mounting pos. right off-set 38mm L 110mm H 74mm W 35mm mounting distance 68/68mm series 1750  |   |                 |        |                 |         |   |
| <b>For models:</b>  | FC101, FC101E, FC241, FC241E, FC241G, FC61, FC61E, FCV101, FCV101-CSA, FCV101DM, FCV101DM-CSA, FCV101DS, FCV101DSCSA, FCV101E, FCV101EDM, FCV101EDM-UL, FCV101EDS, FCV101EDS-UL, FCV101E-UL, FCV141, FCV141-CSA, FCV141DM, FCV141DM-CSA, FCV141DS, FCV141DS-CSA, FCV141E, FCV141EDM, FCV141EDS, FCV241, FCV241DM, FCV241DS, FCV241E, FCV241EDM, FCV241EDM-UL, FCV241EDS, FCV241EDS-UL, FCV241E-UL, FCV241G, FCV241G-CSA, FCV241GDM, FCV241GDM-CSA, FCV241GDS, FCV241GDS-CSA, FCV401DM, FCV401DM-CSA, FCV401EDM, FCV401EDM-UL, FCV61, FCV61-CSA, FCV61DM... (Other models you can see in the webshop) |   |                 |        |                 |         |   |
| <b>spare parts for</b>  | 700098   |   |                 |        |                 |         |   |
|   |   | <table border="1"> <tr> <td><b>Part No.</b></td> <td>690136</td> <td><b>Ref. No.</b></td> <td>3FL0197</td> </tr> </table> | <b>Part No.</b> | 690136 | <b>Ref. No.</b> | 3FL0197 | sliding plate mounting pos. right L 28mm H 3mm W 21mm H2 12.5mm |
| <b>Part No.</b>   | 690136   | <b>Ref. No.</b>   | 3FL0197         |        |                 |         |   |
| <b>accessories for</b>  | 700098   |   |                 |        |                 |         |   |
|   |   | <table border="1"> <tr> <td><b>Part No.</b></td> <td>514281</td> <td><b>Ref. No.</b></td> <td>36M1570</td> </tr> </table> | <b>Part No.</b> | 514281 | <b>Ref. No.</b> | 36M1570 | base plate L 110mm W 35mm for door catch thickness 10mm         |
| <b>Part No.</b>   | 514281   | <b>Ref. No.</b>   | 36M1570         |        |                 |         |   |









|   |  |   |  |        |                 |         |   |
|---|--|---|--|--------|-----------------|---------|---|
|  |  |   |  |        |                 |         |   |
| 1   |  |   |  |        |                 |         |   |
| <b>Part No.</b>   | 690500   | <b>Ref. No.</b>   | 36M0880<br>36M3180<br>36M6380<br>6300421 |        |                 |         |   |
| <b>description</b>  | handle latch right L 185mm H 66mm handle material plastic type 6300 series   |   |  |        |                 |         |   |
| <b>For models:</b>  | FC101, FC101E, FC241, FC241E, FC241G, FC61, FC61E, FCV101, FCV101-CSA, FCV101DM, FCV101DM-CSA, FCV101DS, FCV101DSCSA, FCV101E, FCV101EDM, FCV101EDM-UL, FCV101EDS, FCV101EDS-UL, FCV101E-UL, FCV141, FCV141-CSA, FCV141DM, FCV141DM-CSA, FCV141DS, FCV141DS-CSA, FCV141E, FCV141EDM, FCV141EDS, FCV241, FCV241DM, FCV241DS, FCV241E, FCV241EDM, FCV241EDM-UL, FCV241EDS, FCV241EDS-UL, FCV241E-UL, FCV241G, FCV241G-CSA, FCV241GDM, FCV241GDM-CSA, FCV241GDS, FCV241GDS-CSA, FCV401DM, FCV401DM-CSA, FCV401EDM, FCV401EDM-UL, FCV61, FCV61-CSA, FCV61DM... (Other models you can see in the webshop) |   |  |        |                 |         |   |
| <b>spare parts for</b>  | 690500   |   |  |        |                 |         |   |
|   |   | <table border="1"> <tr> <td><b>Part No.</b></td> <td>699841</td> <td><b>Ref. No.</b></td> <td>—</td> </tr> </table>       | <b>Part No.</b>                          | 699841 | <b>Ref. No.</b> | —       | cover cap for turning lever lock ø 32mm H 14mm                  |
| <b>Part No.</b>   | 699841   | <b>Ref. No.</b>   | —  |        |                 |         |   |
| <b>accessories for</b>  | 690500   |   |  |        |                 |         |   |
|   |   | <table border="1"> <tr> <td><b>Part No.</b></td> <td>514281</td> <td><b>Ref. No.</b></td> <td>36M1570</td> </tr> </table> | <b>Part No.</b>                          | 514281 | <b>Ref. No.</b> | 36M1570 | base plate L 110mm W 35mm for door catch thickness 10mm         |
| <b>Part No.</b>   | 514281   | <b>Ref. No.</b>   | 36M1570                                  |        |                 |         |   |
|   |   | <table border="1"> <tr> <td><b>Part No.</b></td> <td>690136</td> <td><b>Ref. No.</b></td> <td>3FL0197</td> </tr> </table> | <b>Part No.</b>                          | 690136 | <b>Ref. No.</b> | 3FL0197 | sliding plate mounting pos. right L 28mm H 3mm W 21mm H2 12.5mm |
| <b>Part No.</b>   | 690136   | <b>Ref. No.</b>   | 3FL0197                                  |        |                 |         |   |
|   |   | <table border="1"> <tr> <td><b>Part No.</b></td> <td>691174</td> <td><b>Ref. No.</b></td> <td>35V9050</td> </tr> </table> | <b>Part No.</b>                          | 691174 | <b>Ref. No.</b> | 35V9050 | counterpart L 90mm W 60mm for door latch                        |
| <b>Part No.</b>   | 691174   | <b>Ref. No.</b>   | 35V9050                                  |        |                 |         |   |

Table continues overleaf



|   |                 |        |                         |
|---|-----------------|--------|-------------------------|
| <b>accessories for</b>  | 690500          |        |                         |
|                                      | <b>Part No.</b> | 700091 | <b>Ref. No.</b> —       |
| door catch mounting pos. right off-set 20mm L 110mm H 56mm W 33mm mounting distance 68/68mm zinc die cast series 6300 |                 |        |                         |
|                                      | <b>Part No.</b> | 700098 | <b>Ref. No.</b> 36M0820 |
| door catch mounting pos. right off-set 38mm L 110mm H 74mm W 33mm mounting distance 68/68mm series 1750               |                 |        |                         |


|   |   |        |                 |         |
|---|---|--------|-----------------|---------|
|  | <b>Part No.</b>   | 690136 | <b>Ref. No.</b> | 3FL0197 |
| <b>description</b>  | sliding plate mounting pos. right L 28mm H 3mm W 21mm H2 12.5mm   |        |                 |         |
| <b>For models:</b>  | FCV101-CSA, FCV101DM-CSA, FCV101DS-CSA, FCV101EDM-UL, FCV101EDS-UL, FCV101E-UL, FCV141-CSA, FCV141DM-CSA, FCV141DS-CSA, FCV241EDM-UL, FCV241EDS-UL, FCV241E-UL, FCV241G-CSA, FCV241GDM-CSA, FCV241GDS-CSA, FCV401DM CSA, FCV401EDM-UL, FCV61-CSA, FCV61DM-CSA, FCV61DS-CSA, FCV61EDM-UL, FCV61EDS-UL, FCV61E-UL, FCV72EDM-UL, FCV72EDSUL, FCV72E-UL |        |                 |         |

### handle latches

#### universal

#### outside fixing

#### accessories

|  |   |        |                 |         |
|--|---|--------|-----------------|---------|
|  | <b>Part No.</b>   | 694067 | <b>Ref. No.</b> | 3108770 |
| <b>description</b>   | door catch with spigot 1-stage L 26mm total length 51mm thread M8   |        |                 |         |
| <b>For models:</b>   | FX101E1, FX101E1R, FX101E2, FX101E2C, FX101E2C-VERS.032014, FX101E2R, FX101E2-VERS.032014, FX101E3, FX101E3C, FX101E3CVERS.022014, FX101E3R, FX101E3-VERS.022014, FX101G1, FX101G1R, FX101G2, FX101G2C, FX101G2C-VERS.032014, FX101G2R, FX101G2-VERS.032014, FX101G3, FX101G3C, FX101G3CVERS.022014, FX101G3R, FX101G3-VERS.022014, FX10E2CR, FX10E2CR-VERS.032014, FX10E3CR, FX10G2CR, FX10G3CR, FX122E1, FX122E2, FX122E2C, FX122E2T, FX122E2T-VERS.032014, FX122E3, FX122E3C, FX122E3T, FX122E3T-VERS.022014, FX122G1, FX122G3, FX122G3C, FX122G3T, FX122G3T-VERS.022014, FX12E3CT, FX12E3CTVERS.022014, FX12G3CT, FX12G3CT-VERS.022014, FX61E1, FX61E1R, FX61E2...(Other models you can see in the webshop) |        |                 |         |





|   |  |        |                 |                    |
|---|--|--------|-----------------|--------------------|
|  | <b>Part No.</b>                              | 514390 | <b>Ref. No.</b> | 3005920<br>3236250 |
| <b>description</b>  | spring for door handle ø 6mm L 54mm W 27.5mm |        |                 |                    |





### inside fixing

#### locks




|                    |   |                 |         |
|--------------------|---|-----------------|---------|
| <b>Part No.</b>    | 694054  | <b>Ref. No.</b> | 36M7000 |
| <b>description</b> | door handle for headed units L 145mm W 40mm H 62mm spring length 33mm inner black   |                 |         |
| <b>For models:</b> | BX101E, BX101E-VERS.122013, BX101G, BX101G-VERS.122013, BX122E, BX122E-VERS.122013, BX122G, BX122G-VERS.122013, BX61E, BX61E-VERS.122013, BX61G, BX61G-VERS.122013, BX82E, BX82EVERS.122013, BX82G, BX82G-VERS.122013, FCV3EM, FCV4E, FCV4EDS, FCV4EM, FM423E1, FM423E2 |                 |         |


|   |                 |        |                                    |
|---|-----------------|--------|------------------------------------|
| <b>accessories for</b>  | 694054          |        |                                    |
|    | <b>Part No.</b> | 514390 | <b>Ref. No.</b> 3005920<br>3236250 |
| spring for door handle ø 6mm L 54mm W 27.5mm  |                 |        |                                    |
|    | <b>Part No.</b> | 694675 | <b>Ref. No.</b> —                  |
| door catch L 88mm W 40mm H 37mm spring length 33mm mounting distance 60mm           |                 |        |                                    |
|   | <b>Part No.</b> | 694734 | <b>Ref. No.</b> —                  |
| door handle L 165mm W 40mm H 25mm black   |                 |        |                                    |
|  | <b>Part No.</b> | 694735 | <b>Ref. No.</b> —                  |
| cap ø 32mm black  |                 |        |                                    |

|   |                 |        |   |
|---|-----------------|--------|---|
| <b>accessories for</b>  | 694054          |        |   |
|                                    | <b>Part No.</b> | 691123 | <b>Ref. No.</b> 36E2060                       |
| duct for door opener  |                 |        |   |
|                                    | <b>Part No.</b> | 694055 | <b>Ref. No.</b> 3238740<br>3238750<br>36C4391 |
| door catch L 25mm W 14mm total length 54mm thread M8 thread L 29mm  |                 |        |   |
|                                    | <b>Part No.</b> | 694066 | <b>Ref. No.</b> —                             |
| door catch with spigot 2-stage L 28mm W 14mm H 15mm H1 16mm total length 51mm thread M8 thread L 23mm stainless steel |                 |        |   |
|                                    | <b>Part No.</b> | 694067 | <b>Ref. No.</b> 3108770                       |
| door catch with spigot 1-stage L 26mm total length 51mm thread M8   |                 |        |   |

mechanical components, equipment accessories





| accessories   |   |                 |         |
|---|---|-----------------|---------|
|  |   |                 |         |
| 1   |   |                 |         |
| <b>Part No.</b>   | 694067  | <b>Ref. No.</b> | 3108770 |
| <b>description</b>  | door catch with spigot 1-stage L 26mm total length 51mm thread M8   |                 |         |
| <b>For models:</b>  | FX101E1, FX101E1R, FX101E2, FX101E2C, FX101E2C-VERS.032014, FX101E2R, FX101E2-VERS.032014, FX101E3, FX101E3C, FX101E3CVERS.022014, FX101E3R, FX101E3-VERS.022014, FX101G1, FX101G1R, FX101G2, FX101G2C, FX101G2C-VERS.032014, FX101G2R, FX101G2-VERS.032014, FX101G3, FX101G3C, FX101G3CVERS.022014, FX101G3R, FX101G3-VERS.022014, FX10E2CR, FX10E2CR-VERS.032014, FX10E3CR, FX10G2CR, FX10G3CR, FX122E1, FX122E2, FX122E2C, FX122E2T, FX122E2T-VERS.032014, FX122E3, FX122E3C, FX122E3T, FX122E3T-VERS.022014, FX122G1, FX122G3, FX122G3C, FX122G3T, FX122G3T-VERS.022014, FX12E3CT, FX12E3CTVERS.022014, FX12G3CT, FX12G3CT-VERS.022014, FX61E1, FX61E1R, FX61E2...(Other models you can see in the webshop) |                 |         |



|   |  |                 |                    |
|---|--|-----------------|--------------------|
|  |  |                 |                    |
| 2   |  |                 |                    |
| <b>Part No.</b>   | 514390                                       | <b>Ref. No.</b> | 3005920<br>3236250 |
| <b>description</b>  | spring for door handle ø 6mm L 54mm W 27.5mm |                 |                    |

## producer-specific


### ANGELO PO

|   |                                |                 |         |
|---|--------------------------------|-----------------|---------|
|  |                                |                 |         |
| 1   |                                |                 |         |
| <b>Part No.</b>   | 514289                         | <b>Ref. No.</b> | 36D3670 |
| <b>description</b>  | bush for door mechanism        |                 |         |
| <b>For models:</b>  | FCV3EM, FCV4E, FCV4EDS, FCV4EM |                 |         |



|   |  |                 |         |
|---|--|-----------------|---------|
|  |  |                 |         |
| 1   |  |                 |         |
| <b>Part No.</b>   | 514287                                       | <b>Ref. No.</b> | 36Q1360 |
| <b>description</b>  | bush H 8mm thickness 2mm D1 ø 14mm D2 ø 10mm |                 |         |
| <b>For models:</b>  | FCV3EM, FCV4E, FCV4EDS, FCV4EM               |                 |         |







|   |  |                 |                    |
|---|--|-----------------|--------------------|
|  |  |                 |                    |
| 1   |  |                 |                    |
| <b>Part No.</b>   | 514288   | <b>Ref. No.</b> | 30G1650<br>30G2192 |
| <b>description</b>  | door catch ø 10mm L 102mm door catch height 24mm T1: M8 T2: M20x1.5  |                 |                    |
| <b>For models:</b>  | FCV3EM, FCV4E, FCV4EDS, FCV4EM   |                 |                    |
| <b>accessories for</b>  | 514288   |                 |                    |
|   | Part No.   | 514287          | Ref. No. 36Q1360   |
|   |  bush H 8mm thickness 2mm D1 ø 14mm D2 ø 10mm |                 |                    |




|  |   |                 |                             |
|--|---|-----------------|-----------------------------|
|  |   |                 |                             |
| 1  |   |                 |                             |
| <b>Part No.</b>  | 514290  | <b>Ref. No.</b> | 36M5340                     |
| <b>description</b>   | door handle L 150mm W 42mm H 57mm black plastic shaft 8x8mm intake square   |                 |                             |
| <b>For models:</b>   | FCV3EM, FCV4E, FCV4EDS, FCV4EM  |                 |                             |
| <b>accessories for</b>   | 514290  |                 |                             |
|  | Part No.  | 111746          | Ref. No. 37M4700            |
|  |  knob dial plate W 1mm ø 36mm  |                 |                             |
|  | Part No.  | 111786          | Ref. No. 37M4040            |
|  |  knob dial plate   |                 |                             |
|  | Part No.  | 514286          | Ref. No. 36D8011            |
|  |  sleeve L 15mm M20x1.5   |                 |                             |
|  | Part No.  | 514287          | Ref. No. 36Q1360            |
|  |  bush H 8mm thickness 2mm D1 ø 14mm D2 ø 10mm                          |                 |                             |
|  | Part No.  | 514288          | Ref. No. 30G1650<br>30G2192 |
|  |  door catch ø 10mm L 102mm door catch height 24mm T1: M8 T2: M20x1.5 |                 |                             |
|  | Part No.  | 514289          | Ref. No. 36D3670            |
|  |  bush for door mechanism   |                 |                             |


|   |                                |                 |         |
|---|--------------------------------|-----------------|---------|
|  |                                |                 |         |
| 1   |                                |                 |         |
| <b>Part No.</b>   | 514286                         | <b>Ref. No.</b> | 36D8011 |
| <b>description</b>  | sleeve L 15mm M20x1.5          |                 |         |
| <b>For models:</b>  | FCV3EM, FCV4E, FCV4EDS, FCV4EM |                 |         |





|   |  |                 |                               |
|---|--|-----------------|-------------------------------|
|  |  |                 |                               |
| 1   |  |                 |                               |
| <b>Part No.</b>   | 694055   | <b>Ref. No.</b> | 3238740<br>3238750<br>36C4391 |
| <b>description</b>  | door catch L 25mm W 14mm total length 54mm thread M8 thread L 29mm   |                 |                               |
| <b>For models:</b>  | BX101E, BX101E-VERS.122013, BX101G, BX101G-VERS.122013, BX122E, BX122E-VERS.122013, BX122G, BX122G-VERS.122013, BX61E, BX61E-VERS.122013, BX61G, BX61G-VERS.122013, BX82E, BX82E-VERS.122013, BX82G, BX82G-VERS.122013, FCV3EM, FCV4E, FCV4EDS, FCV4EM, FM423E1, FM423E2, FX101E1, FX101E1R, FX101E2, FX101E2C, FX101E2C-VERS.032014, FX101E2R, FX101E2RVERS.032014, FX101E3, FX101E3C, FX101E3C-VERS.022014, FX101E3R, FX101E3R-VERS.022014, FX101E3-VERS.022014, FX101G1, FX101G1R, FX101G2, FX101G2C, FX101G2C-VERS.032014, FX101G2R, FX101G2R-VERS.032014, FX101G2-VERS.032014, FX101G3, FX101G3C, FX101G3C-VERS.022014, FX101G3R, FX101G3R-VERS.022014, FX101G3-VERS.022014...(Other models you can see in the webshop) |                 |                               |
| <b>accessories for</b>  | 694055   |                 |                               |
|  | <b>Part No.</b>  | 694772          | <b>Ref. No.</b> 36E2490       |
| protection cap for door catch ø 21mm  |  |                 |                               |

|   |  |                 |                                    |
|---|--|-----------------|------------------------------------|
|   |  |                 |                                    |
| 1   |  |                 |                                    |
| <b>Part No.</b>   | 694054   | <b>Ref. No.</b> | 36M7000                            |
| <b>description</b>  | door handle for headed units L 145mm W 40mm H 62mm spring length 33mm inner black  |                 |                                    |
| <b>For models:</b>  | BX101E, BX101E-VERS.122013, BX101G, BX101G-VERS.122013, BX122E, BX122E-VERS.122013, BX122G, BX122G-VERS.122013, BX61E, BX61E-VERS.122013, BX61G, BX61G-VERS.122013, BX82E, BX82E-VERS.122013, BX82G, BX82G-VERS.122013, FCV3EM, FCV4E, FCV4EDS, FCV4EM, FM423E1, FM423E2 |                 |                                    |
| <b>spare parts for</b>  | 694054   |                 |                                    |
|  | <b>Part No.</b>  | 514390          | <b>Ref. No.</b> 3005920<br>3236250 |
| spring for door handle ø 6mm L 54mm W 27.5mm  |  |                 |                                    |
|  | <b>Part No.</b>  | 694675          | <b>Ref. No.</b> —                  |
| door catch L 88mm W 40mm H 37mm spring length 33mm mounting distance 60mm           |  |                 |                                    |
|  | <b>Part No.</b>  | 694734          | <b>Ref. No.</b> —                  |
| door handle L 165mm W 40mm H 25mm black   |  |                 |                                    |
|  | <b>Part No.</b>  | 694735          | <b>Ref. No.</b> —                  |
| cap ø 32mm black  |  |                 |                                    |
| <b>accessories for</b>  | 694054   |                 |                                    |
|  | <b>Part No.</b>  | 691123          | <b>Ref. No.</b> 36E2060            |
| duct for door opener  |  |                 |                                    |

|   |                 |        |   |
|---|-----------------|--------|---|
| <b>accessories for</b>  | 694054          |        |   |
|                                      | <b>Part No.</b> | 694055 | <b>Ref. No.</b> 3238740<br>3238750<br>36C4391 |
| door catch L 25mm W 14mm total length 54mm thread M8 thread L 29mm  |                 |        |   |
|                                      | <b>Part No.</b> | 694066 | <b>Ref. No.</b> —                             |
| door catch with spigot 2-stage L 28mm W 14mm H 15mm H1 16mm total length 51mm thread M8 thread L 23mm stainless steel |                 |        |   |
|                                      | <b>Part No.</b> | 694067 | <b>Ref. No.</b> 3108770                       |
| door catch with spigot 1-stage L 26mm total length 51mm thread M8   |                 |        |   |

|   |  |                 |         |
|---|--|-----------------|---------|
|  |  |                 |         |
| 1   |  |                 |         |
| <b>Part No.</b>   | 691123   | <b>Ref. No.</b> | 36E2060 |
| <b>description</b>  | duct for door opener                             |                 |         |
| <b>For models:</b>  | FCV3EM, FCV4E, FCV4EDS, FCV4EM, FM423E1, FM423E2 |                 |         |

|   |  |                 |         |
|---|--|-----------------|---------|
|  |  |                 |         |
| 1   |  |                 |         |
| <b>Part No.</b>   | 694772   | <b>Ref. No.</b> | 36E2490 |
| <b>description</b>  | protection cap for door catch ø 21mm   |                 |         |
| <b>For models:</b>  | BX101E, BX101E-VERS.122013, BX101G, BX101G-VERS.122013, BX122E, BX122E-VERS.122013, BX122G, BX122G-VERS.122013, BX61E, BX61E-VERS.122013, BX61G, BX61G-VERS.122013, BX82E, BX82E-VERS.122013, BX82G, BX82G-VERS.122013, FCV3EM, FCV4E, FCV4EDS, FCV4EM, FM423E1, FM423E2, FX101E1, FX101E1R, FX101E2, FX101E2C, FX101E2C-VERS.032014, FX101E2R, FX101E2RVERS.032014, FX101E3, FX101E3C, FX101E3C-VERS.022014, FX101E3R, FX101E3R-VERS.022014, FX101E3-VERS.022014, FX101G1, FX101G1R, FX101G2, FX101G2C, FX101G2C-VERS.032014, FX101G2R, FX101G2R-VERS.032014, FX101G2-VERS.032014, FX101G3, FX101G3C, FX101G3C-VERS.022014, FX101G3R, FX101G3R-VERS.022014, FX101G3-VERS.022014...(Other models you can see in the webshop) |                 |         |

|   |  |                 |                    |
|---|--|-----------------|--------------------|
|  |  |                 |                    |
| 1   |  |                 |                    |
| <b>Part No.</b>   | 514390                                       | <b>Ref. No.</b> | 3005920<br>3236250 |
| <b>description</b>  | spring for door handle ø 6mm L 54mm W 27.5mm |                 |                    |



| handles     |   |          |                               |
|-------------|---|----------|-------------------------------|
|             |   |          |                               |
| 1           |   |          |                               |
| Part No.    | 694631  | Ref. No. | 3104201<br>3104202<br>3104203 |
| description | door handle for combi-steamer L 210mm W 170mm H 55mm silver plastic   |          |                               |
| For models: | FX101E1, FX101E2, FX101E2C, FX101E2C-VERS.032014, FX101E2-VERS.032014, FX101E3, FX101E3C, FX101E3C-VERS.022014, FX101E3R, FX101E3-VERS.022014, FX101G1, FX101G2, FX101G2C, FX101G2C-VERS.032014, FX101G2-VERS.032014, FX101G3, FX101G3C, FX101G3C-VERS.022014, FX101G3-VERS.022014, FX10E2CR-VERS.032014, FX122E1, FX122E2, FX122E2C, FX122E2T, FX122E2T-VERS.032014, FX122E3, FX122E3C, FX122E3T, FX122E3TVERS.022014, FX122G1, FX122G3, FX122G3C, FX122G3T, FX122G3TVERS.022014, FX12E3CT, FX12E3CT-VERS.022014, FX12G3CT, FX12G3CT-VERS.022014, FX201E2, FX201E2P, FX201E2P-VERS.032014, FX201E2-VERS.032014, FX201E3, FX201E3P, FX201E3P-VERS.022014, FX201E3-VERS.022014, FX201G2, FX201G2P, FX201G2P-VERS.032014, FX201G2-VERS.032014...(Other models you can see in the webshop) |          |                               |

| accessories     |   |          |                    |
|-----------------|---|----------|--------------------|
|                 |   |          |                    |
| 1               |   |          |                    |
| Part No.        | 691666  | Ref. No. | 3088480<br>3088481 |
| description     | catch clamp length 46mm BL 31mm for off-set 59-69mm   |          |                    |
| For models:     | FX101E1, FX101E2, FX101E2C, FX101E2C-VERS.032014, FX101E2-VERS.032014, FX101E3, FX101E3C, FX101E3C-VERS.022014, FX101E3R, FX101E3-VERS.022014, FX101G1, FX101G2, FX101G2C, FX101G2C-VERS.032014, FX101G2-VERS.032014, FX101G3, FX101G3C, FX101G3C-VERS.022014, FX101G3-VERS.022014, FX10E2CR-VERS.032014, FX122E1, FX122E2, FX122E2C, FX122E2T, FX122E2T-VERS.032014, FX122E3, FX122E3C, FX122E3T, FX122E3TVERS.022014, FX122G1, FX122G3, FX122G3C, FX122G3T, FX122G3TVERS.022014, FX12E3CT, FX12E3CT-VERS.022014, FX12G3CT, FX12G3CT-VERS.022014, FX61E1, FX61E2, FX61E2C, FX61E2C-VERS.032014, FX61E2-VERS.032014, FX61E3, FX61E3C, FX61E3CVERS.022014, FX61E3-VERS.022014, FX61G1, FX61G2, FX61G2C...(Other models you can see in the webshop) |          |                    |
| spare parts for | 691666  |          |                    |
|                 |   |          |                    |
| Part No.        | 514390  | Ref. No. | 3005920<br>3236250 |
| description     | spring for door handle ø 6mm L 54mm W 27.5mm  |          |                    |
| accessories for | 691666  |          |                    |
|                 |   |          |                    |
| Part No.        | 691780  | Ref. No. | —                  |
| description     | door catch L 24mm H 21mm thread M8 thread L 20mm  |          |                    |
|                 |   |          |                    |
| Part No.        | 694066  | Ref. No. | —                  |
| description     | door catch with spigot 2-stage L 28mm W 14mm H 15mm H1 16mm total length 51mm thread M8 thread L 23mm stainless steel   |          |                    |
|                 |   |          |                    |
| Part No.        | 694067  | Ref. No. | 3108770            |
| description     | door catch with spigot 1-stage L 26mm total length 51mm thread M8   |          |                    |

| 1               |   |          |                               |
|-----------------|---|----------|-------------------------------|
| Part No.        | 694055  | Ref. No. | 3238740<br>3238750<br>36C4391 |
| description     | door catch L 25mm W 14mm total length 54mm thread M8 thread L 29mm  |          |                               |
| For models:     | BX101E, BX101E-VERS.122013, BX101G, BX101G-VERS.122013, BX122E, BX122E-VERS.122013, BX122G, BX122G-VERS.122013, BX61E, BX61E-VERS.122013, BX61G, BX61G-VERS.122013, BX82E, BX82E-VERS.122013, BX82G, BX82G-VERS.122013, FCV3EM, FCV4E, FCV4EDS, FCV4EM, FM423E1, FM423E2, FX101E1, FX101E1R, FX101E2, FX101E2C, FX101E2C-VERS.032014, FX101E2R, FX101E2RVERS.032014, FX101E2-VERS.032014, FX101E3, FX101E3C, FX101E3C-VERS.022014, FX101E3R, FX101E3R-VERS.022014, FX101E3-VERS.022014, FX101G1, FX101G1R, FX101G2, FX101G2C, FX101G2C-VERS.032014, FX101G2R, FX101G2R-VERS.032014, FX101G2-VERS.032014, FX101G3, FX101G3C, FX101G3C-VERS.022014, FX101G3R, FX101G3R-VERS.022014, FX101G3-VERS.022014...(Other models you can see in the webshop) |          |                               |
| accessories for | 694055  |          |                               |
|                 |   |          |                               |
| Part No.        | 694772  | Ref. No. | 36E2490                       |
| description     | protection cap for door catch ø 21mm  |          |                               |

| 1           |   |          |         |
|-------------|---|----------|---------|
| Part No.    | 694772  | Ref. No. | 36E2490 |
| description | protection cap for door catch ø 21mm  |          |         |
| For models: | BX101E, BX101E-VERS.122013, BX101G, BX101G-VERS.122013, BX122E, BX122E-VERS.122013, BX122G, BX122G-VERS.122013, BX61E, BX61E-VERS.122013, BX61G, BX61G-VERS.122013, BX82E, BX82E-VERS.122013, BX82G, BX82G-VERS.122013, FCV3EM, FCV4E, FCV4EDS, FCV4EM, FM423E1, FM423E2, FX101E1, FX101E1R, FX101E2, FX101E2C, FX101E2C-VERS.032014, FX101E2R, FX101E2RVERS.032014, FX101E2-VERS.032014, FX101E3, FX101E3C, FX101E3C-VERS.022014, FX101E3R, FX101E3R-VERS.022014, FX101E3-VERS.022014, FX101G1, FX101G1R, FX101G2, FX101G2C, FX101G2C-VERS.032014, FX101G2R, FX101G2R-VERS.032014, FX101G2-VERS.032014, FX101G3, FX101G3C, FX101G3C-VERS.022014, FX101G3R, FX101G3R-VERS.022014, FX101G3-VERS.022014...(Other models you can see in the webshop) |          |         |

## edgemoat latches

### handle latches

#### CAFF/FERMOD

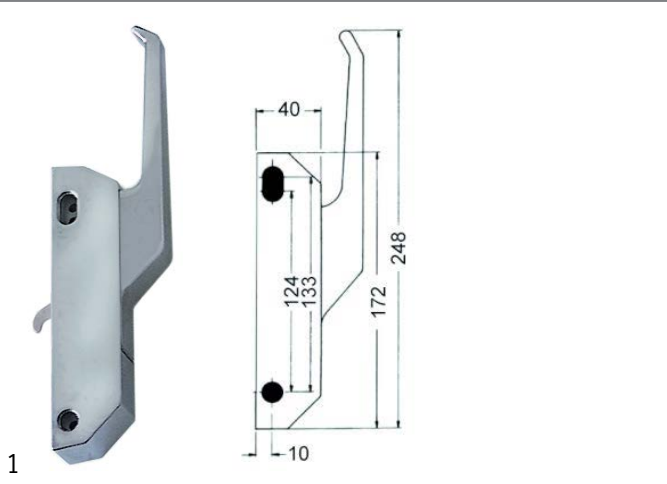
| 1           |   |          |         |
|-------------|---|----------|---------|
| Part No.    | 690428  | Ref. No. | 36M0480 |
| description | door catch H 51mm W 13.9mm mounting distance 30mm plastic CT 16.5mm |          |         |






RAHRBACH


6201 DUPLO series



|   |   |                 |                   |
|---|---|-----------------|-------------------|
| <b>Part No.</b>   | 690024  | <b>Ref. No.</b> | 36M0600           |
| <b>description</b>  | handle latch L 172mm mounting distance 124/133mm chrome-plated non lockable refrigeration units 6201 H 65mm type DUPLO total length 248mm |                 |                   |
| <b>accessories for</b>  | 690024  |                 |                   |
|  | <b>Part No.</b>   | 690123          | <b>Ref. No.</b> — |
|   | door catch with roller  |                 |                   |

snap locks


universal



|                    |  |                 |         |
|--------------------|--|-----------------|---------|
| <b>Part No.</b>    | 690596   | <b>Ref. No.</b> | 36M3600 |
| <b>description</b> | snap lock L 60mm W 15mm H 36mm mounting distance 48/28mm spring thickness 1.5mm complete with door catch zamak |                 |         |

espagnolette locks

universal



|                    |                                    |                 |         |
|--------------------|------------------------------------|-----------------|---------|
| <b>Part No.</b>    | 690041                             | <b>Ref. No.</b> | 3088460 |
| <b>description</b> | cam L 148mm mounting distance 32mm |                 |         |

producer-specific


ANGELO PO






|                    |   |                 |         |
|--------------------|---|-----------------|---------|
| <b>Part No.</b>    | 698478  | <b>Ref. No.</b> | 3142670 |
| <b>description</b> | coupling for oven for door L 80mm W 26mm intake 7.8 x 7.8   |                 |         |
| <b>For models:</b> | FX201E2, FX201E2P, FX201E2P-VERS.032014, FX201E2-VERS.032014, FX201E3, FX201E3P, FX201E3P-VERS.022014, FX201E3-VERS.022014, FX201G2, FX201G2P, FX201G2P-VERS.032014, FX201G2-VERS.032014, FX201G3P, FX201G3-VERS.022014, FX202E2, FX202E2-VERS.032014, FX202E3, FX202E3-230V-3-50Hz-60Hz, FX202E3-230V-3-50Hz-60Hz-VERS.022014, FX202E3-VERS.022014, FX202G2, FX202G2-VERS.032014, FX202G3, FX202G3-VERS.022014 |                 |         |



|                    |   |                 |                               |
|--------------------|---|-----------------|-------------------------------|
| <b>Part No.</b>    | 694631  | <b>Ref. No.</b> | 3104201<br>3104202<br>3104203 |
| <b>description</b> | door handle for combi-steamer L 210mm W 170mm H 55mm silver plastic   |                 |                               |
| <b>For models:</b> | FX101E1, FX101E2, FX101E2C, FX101E2C-VERS.032014, FX101E2-VERS.032014, FX101E3, FX101E3C, FX101E3C-VERS.022014, FX101E3R, FX101E3-VERS.022014, FX101G1, FX101G2, FX101G2C, FX101G2C-VERS.032014, FX101G2-VERS.032014, FX101G3, FX101G3C, FX101G3C-VERS.022014, FX101G3-VERS.022014, FX10E2CR-VERS.032014, FX122E1, FX122E2, FX122E2C, FX122E2T, FX122E2T-VERS.032014, FX122E3, FX122E3C, FX122E3T, FX122E3TVERS.022014, FX122G1, FX122G3, FX122G3C, FX122G3T, FX122G3TVERS.022014, FX12E3CT, FX12E3CT-VERS.022014, FX12G3CT, FX12G3CT-VERS.022014, FX201E2, FX201E2P, FX201E2P-VERS.032014, FX201E2-VERS.032014, FX201E3, FX201E3P, FX201E3P-VERS.022014, FX201E3-VERS.022014, FX201G2, FX201G2P, FX201G2P-VERS.032014, FX201G2-VERS.032014...(Other models you can see in the webshop) |                 |                               |




|                    |   |                 |         |
|--------------------|---|-----------------|---------|
| <b>Part No.</b>    | 698503  | <b>Ref. No.</b> | 6300965 |
| <b>description</b> | espagnolette lock complete  |                 |         |
| <b>For models:</b> | FX201E2, FX201E2P, FX201E2P-VERS.032014, FX201E2-VERS.032014, FX201E3, FX201E3P, FX201E3P-VERS.022014, FX201E3-VERS.022014, FX201G2, FX201G2P, FX201G2P-VERS.032014, FX201G2-VERS.032014, FX201G3P, FX201G3-VERS.022014, FX202E2, FX202E2-VERS.032014, FX202E3, FX202E3-230V-3-50Hz-60Hz, FX202E3-230V-3-50Hz-60Hz-VERS.022014, FX202E3-VERS.022014, FX202G2, FX202G2-VERS.032014, FX202G3, FX202G3-VERS.022014 |                 |         |

|   |  |        |                         |
|---|--|--------|-------------------------|
| <b>accessories for</b>  | 698503   |        |                         |
|  | <b>Part No.</b>  | 690041 | <b>Ref. No.</b> 3088460 |
|   | cam L 148mm mounting distance 32mm   |        |                         |
|  | <b>Part No.</b>  | 694409 | <b>Ref. No.</b> —       |
|   | mounting set for espagnolette lock 694382                                  |        |                         |
|  | <b>Part No.</b>  | 700604 | <b>Ref. No.</b> —       |
|   | latch gear opening to the right shaft intake ø 8x8mm L 170mm W 40mm H 40mm |        |                         |


mechanical components, equipment accessories



|   |  |                 |         |
|---|--|-----------------|---------|
|  |  |                 |         |
| 1   |  |                 |         |
| <b>Part No.</b>   | 692720   | <b>Ref. No.</b> | 3101630 |
| <b>description</b>  | gasket for door latch PTFE D1 ø 26mm D2 ø 11.7mm thickness 2mm |                 |         |

## hinges

### door bearing





|   |  |                 |         |
|---|--|-----------------|---------|
|  |  |                 |         |
| 1   |  |                 |         |
| <b>Part No.</b>   | 514282   | <b>Ref. No.</b> | 36M4122 |
| <b>description</b>  | hinge bearing mounting pos. right/left without bolt  |                 |         |
| <b>For models:</b>  | FC101, FC101E, FC241, FC241E, FC241G, FC61, FC61E, FCV101, FCV101-CSA, FCV101DM, FCV101DM-CSA, FCV101DS, FCV101DSCSA, FCV101E, FCV101EDM, FCV101EDM-UL, FCV101EDS, FCV101EDS-UL, FCV101E-UL, FCV141, FCV141-CSA, FCV141DM, FCV141DM-CSA, FCV141DS, FCV141DS-CSA, FCV141E, FCV141EDM, FCV141EDS, FCV241, FCV241DM, FCV241DS, FCV241E, FCV241EDM, FCV241EDM-UL, FCV241EDS, FCV241EDS-UL, FCV241E-UL, FCV241G, FCV241G-CSA, FCV241GDM, FCV241GDM-CSA, FCV241GDS, FCV241GDS-CSA, FCV3EM, FCV401DM, FCV401DM-CSA, FCV401EDM, FCV401EDM-UL, FCV4E, FCV4EDS...(Other models you can see in the webshop) |                 |         |





## shelves and shelf rails

### grates





#### universal

#### without upstand

|   |   |                 |                   |
|---|---|-----------------|-------------------|
|  |   |                 |                   |
| 1   |   |                 |                   |
| <b>Part No.</b>   | 970122  | <b>Ref. No.</b> | G610X             |
| <b>description</b>  | grate W 325mm D 530mm GN 1/1 H 8mm stainless steel wire gauge frame 7mm lengthwise wires gauge 4mm crossing wires 1 |                 |                   |
| <b>accessories for</b>  | 970122  |                 |                   |
|  | <b>Part No.</b>   | 690330          | <b>Ref. No.</b> — |
|   | rack L 1000mm W 22mm H 4mm aperture 3x8mm hole distance 12.5mm stainless steel                                      |                 |                   |
|  | <b>Part No.</b>   | 694700          | <b>Ref. No.</b> — |
|   | shelf support L 31/28mm W 22mm H 18mm SS Qty 12 pcs   |                 |                   |
|  | <b>Part No.</b>   | 694701          | <b>Ref. No.</b> — |
|   | shelf support L 31/28mm W 22mm H 17mm SS with hook Qty 12 pcs   |                 |                   |

|  |   |                 |                   |
|--|---|-----------------|-------------------|
|  |   |                 |                   |
| 1  |   |                 |                   |
| <b>Part No.</b>  | 970123  | <b>Ref. No.</b> | G241X             |
| <b>description</b>   | grate W 650mm D 530mm GN 2/1 stainless steel wire gauge frame 7.8mm lengthwise wires gauge 3.8mm crossing wires 2 suitable for refrigerator |                 |                   |
| <b>accessories for</b>   | 970123  |                 |                   |
|   | <b>Part No.</b>   | 690330          | <b>Ref. No.</b> — |
|  | rack L 1000mm W 22mm H 4mm aperture 3x8mm hole distance 12.5mm stainless steel  |                 |                   |
|   | <b>Part No.</b>   | 694700          | <b>Ref. No.</b> — |
|  | shelf support L 31/28mm W 22mm H 18mm SS Qty 12 pcs   |                 |                   |
|   | <b>Part No.</b>   | 694701          | <b>Ref. No.</b> — |
|  | shelf support L 31/28mm W 22mm H 17mm SS with hook Qty 12 pcs   |                 |                   |

#### with upstand

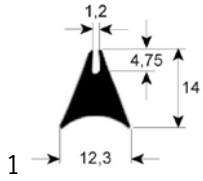
|   |   |                 |                   |
|---|---|-----------------|-------------------|
|  |   |                 |                   |
| 1   |   |                 |                   |
| <b>Part No.</b>   | 970527  | <b>Ref. No.</b> | 36A0990<br>G241   |
| <b>description</b>  | grate GN 2/1 W 530mm D 650mm chrome-plated steel with hinge camp crossing wires 2 suitable for refrigerator |                 |                   |
| <b>accessories for</b>  | 970527  |                 |                   |
|  | <b>Part No.</b>   | 690330          | <b>Ref. No.</b> — |
|   | rack L 1000mm W 22mm H 4mm aperture 3x8mm hole distance 12.5mm stainless steel                              |                 |                   |
|  | <b>Part No.</b>   | 694700          | <b>Ref. No.</b> — |
|   | shelf support L 31/28mm W 22mm H 18mm SS Qty 12 pcs   |                 |                   |
|  | <b>Part No.</b>   | 694701          | <b>Ref. No.</b> — |
|   | shelf support L 31/28mm W 22mm H 17mm SS with hook Qty 12 pcs   |                 |                   |



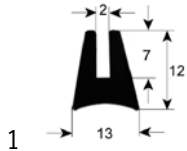
## gaskets

## gaskets for heated units

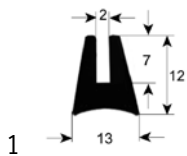
## window seals



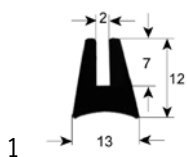
|                    |  |                 |         |
|--------------------|--|-----------------|---------|
| <b>Part No.</b>    | 900058   | <b>Ref. No.</b> | 37Q2470 |
| <b>description</b> | window gasket profile 1620 Qty supplied by meter |                 |         |



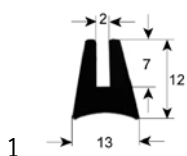
|                    |  |                 |                    |
|--------------------|--|-----------------|--------------------|
| <b>Part No.</b>    | 900442   | <b>Ref. No.</b> | 37Q7400<br>37Q7401 |
| <b>description</b> | window gasket profile 1630 L 1075mm Qty 1        |                 |                    |
| <b>For models:</b> | FCV3EM, FCV4E, FCV4EDS, FCV4EM, FM423E1, FM423E2 |                 |                    |



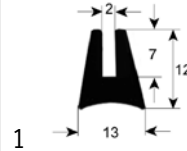
|                    |  |                 |                    |
|--------------------|--|-----------------|--------------------|
| <b>Part No.</b>    | 900447   | <b>Ref. No.</b> | 37Q2981<br>37Q2982 |
| <b>description</b> | window gasket profile 1630 L 1350mm Qty 1  |                 |                    |
| <b>For models:</b> | 71AR, 71ARE, 71RA, 91AR, 91ARE, 91RA, FC61, FC61E, FCV61, FCV61-CSA, FCV61DM, FCV61DM-CSA, FCV61DS, FCV61DS-CSA, FCV61E, FCV61EDM, FCV61EDM-UL, FCV61EDS, FCV61EDS-UL, FCV61E-UL |                 |                    |



|                    |  |                 |                    |
|--------------------|--|-----------------|--------------------|
| <b>Part No.</b>    | 900448   | <b>Ref. No.</b> | 37Q2991<br>37Q2992 |
| <b>description</b> | window gasket profile 1630 L 1800mm Qty 1  |                 |                    |
| <b>For models:</b> | FC101, FC101E, FCV101, FCV101-CSA, FCV101DM, FCV101DM-CSA, FCV101DS, FCV101DS-CSA, FCV101E, FCV101EDM, FCV101EDM-UL, FCV101EDS, FCV101EDS-UL, FCV101E-UL |                 |                    |

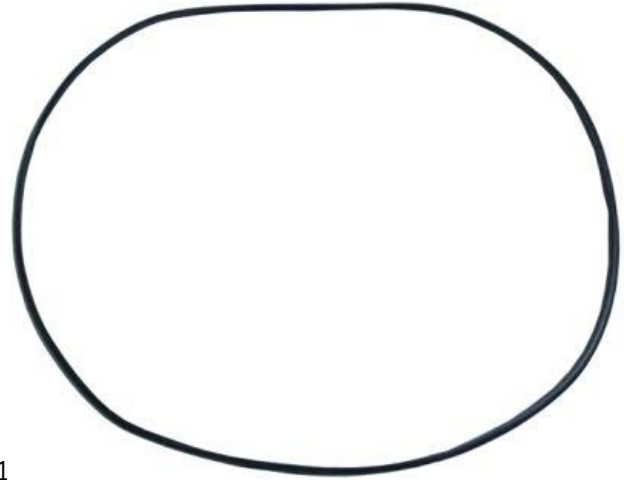


|                    |  |                 |                    |
|--------------------|--|-----------------|--------------------|
| <b>Part No.</b>    | 900449   | <b>Ref. No.</b> | 37Q7530<br>37Q7531 |
| <b>description</b> | window gasket profile 1630 L 2050mm Qty 1  |                 |                    |
| <b>For models:</b> | FCV141, FCV141-CSA, FCV141DM, FCV141DM-CSA, FCV141DS, FCV141DS-CSA, FCV141E, FCV141EDM, FCV141EDS, FCV72EDM-UL, FCV72EDS-UL, FCV72E-UL |                 |                    |

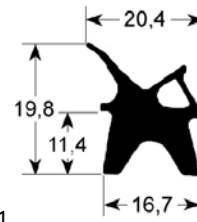


|                    |   |                 |                    |
|--------------------|---|-----------------|--------------------|
| <b>Part No.</b>    | 900450  | <b>Ref. No.</b> | 37Q3000<br>37Q3001 |
| <b>description</b> | window gasket profile 1630 L 2700mm Qty 1   |                 |                    |
| <b>For models:</b> | FC241, FC241E, FC241G, FCV241, FCV241DM, FCV241DS, FCV241E, FCV241EDM, FCV241EDM-UL, FCV241EDS, FCV241EDS-UL, FCV241EUL, FCV241G, FCV241G-CSA, FCV241GDM, FCV241GDM-CSA, FCV241GDS, FCV241GDS-CSA |                 |                    |

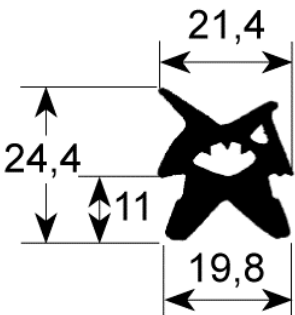
## door seals



|                    |   |                 |         |
|--------------------|---|-----------------|---------|
| <b>Part No.</b>    | 900725  | <b>Ref. No.</b> | 37Q7621 |
| <b>description</b> | door seal                                       |                 |         |
| <b>For models:</b> | FCV401DM, FCV401DM-CSA, FCV401EDM, FCV401EDM-UL |                 |         |

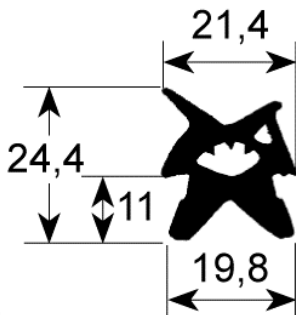


|                    |  |                 |         |
|--------------------|--|-----------------|---------|
| <b>Part No.</b>    | 900059                                       | <b>Ref. No.</b> | 37Q2480 |
| <b>description</b> | door seal profile 2410 Qty supplied by meter |                 |         |

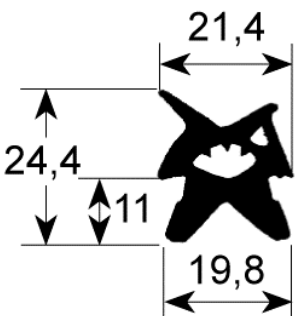
1

|                    |  |                 |                    |
|--------------------|--|-----------------|--------------------|
| <b>Part No.</b>    | 900441   | <b>Ref. No.</b> | 37Q1001<br>37Q1002 |
| <b>description</b> | door seal profile 2420 W 330mm L 410mm external size Qty 1 |                 |                    |
| <b>For models:</b> | FCV3EM, FCV4E, FCV4EDS, FCV4EM                             |                 |                    |



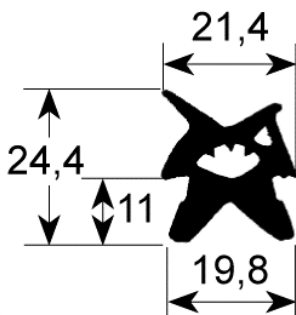
1

|                    |  |                 |                    |
|--------------------|--|-----------------|--------------------|
| <b>Part No.</b>    | 900445   | <b>Ref. No.</b> | 37Q0981<br>37Q0982 |
| <b>description</b> | door seal profile 2420 W 565mm L 680mm external size Qty 1   |                 |                    |
| <b>For models:</b> | FCV141, FCV141-CSA, FCV141DM, FCV141DM-CSA, FCV141DS, FCV141DS-CSA, FCV141E, FCV141EDM, FCV141EDS, FCV72EDM-UL, FCV72EDS-UL, FCV72E-UL |                 |                    |



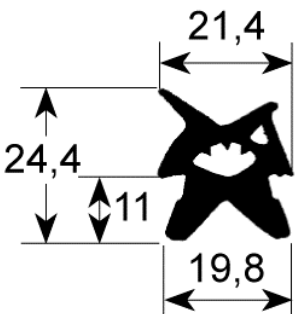
1

|                    |  |                 |                    |
|--------------------|--|-----------------|--------------------|
| <b>Part No.</b>    | 900443   | <b>Ref. No.</b> | 37Q0951<br>37Q0952 |
| <b>description</b> | door seal profile 2420 W 450mm L 460mm outer plug size Qty 1 suitable for CONVOTHERM   |                 |                    |
| <b>For models:</b> | FC61, FC61E, FCV61, FCV61-CSA, FCV61DM, FCV61DM-CSA, FCV61DS, FCV61DS-CSA, FCV61E, FCV61EDM, FCV61EDM-UL, FCV61EDS, FCV61EDS-UL, FCV61E-UL |                 |                    |




1

|                    |   |                 |                               |
|--------------------|---|-----------------|-------------------------------|
| <b>Part No.</b>    | 900446  | <b>Ref. No.</b> | 37Q0990<br>37Q0991<br>37Q0992 |
| <b>description</b> | door seal profile 2420 W 670mm L 860mm external size Qty 1  |                 |                               |
| <b>For models:</b> | FC241, FC241E, FC241G, FCV241, FCV241DM, FCV241DS, FCV241E, FCV241EDM, FCV241EDM-UL, FCV241EDS, FCV241EDS-UL, FCV241EUL, FCV241G, FCV241G-CSA, FCV241GDM, FCV241GDM-CSA, FCV241GDS, FCV241GDS-CSA |                 |                               |



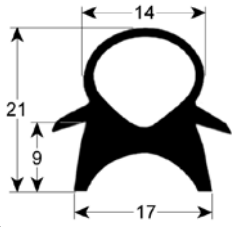
1

|                    |  |                 |                               |
|--------------------|--|-----------------|-------------------------------|
| <b>Part No.</b>    | 900444   | <b>Ref. No.</b> | 37Q0970<br>37Q0971<br>37Q0972 |
| <b>description</b> | door seal profile 2420 W 450mm L 700mm outer plug size Qty 1 suitable for CONVOTHERM   |                 |                               |
| <b>For models:</b> | FC101, FC101E, FCV101, FCV101-CSA, FCV101DM, FCV101DM-CSA, FCV101DS, FCV101DS-CSA, FCV101E, FCV101EDM, FCV101EDM-UL, FCV101EDS, FCV101EDS-UL, FCV101E-UL |                 |                               |

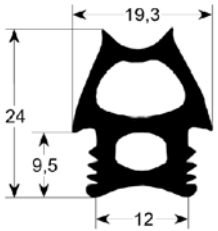


1

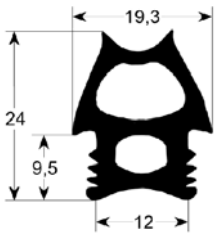
|                    |   |                 |         |
|--------------------|---|-----------------|---------|
| <b>Part No.</b>    | 900721  | <b>Ref. No.</b> | 37Q7633 |
| <b>description</b> | door seal profile 2420 W 680mm L 1380mm external size Qty 1 |                 |         |
| <b>For models:</b> | FCV401DM, FCV401DM-CSA, FCV401EDM, FCV401EDM-UL             |                 |         |



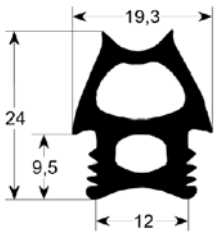
|                    |  |                 |         |
|--------------------|--|-----------------|---------|
| <b>Part No.</b>    | 901394   | <b>Ref. No.</b> | 37Q4980 |
| <b>description</b> | door seal profile 2438 W 330mm L 410mm external size |                 |         |
| <b>For models:</b> | FCV3EM, FCV4E, FCV4EDS, FCV4EM, FM423E1, FM423E2     |                 |         |



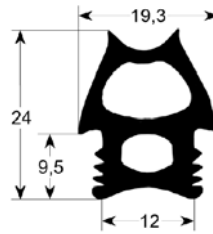
|                    |  |                 |         |
|--------------------|--|-----------------|---------|
| <b>Part No.</b>    | 900748   | <b>Ref. No.</b> | 3050160 |
| <b>description</b> | door seal profile 2780 W 475mm L 1360mm external size Qty 1                    |                 |         |
| <b>For models:</b> | FM2011E2-VERS.2006, FM2011E3-VERS.2006, FM2011G2-VERS.2006, FM2011G3-VERS.2006 |                 |         |



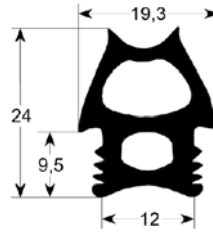
|                    |  |                 |                    |
|--------------------|--|-----------------|--------------------|
| <b>Part No.</b>    | 900716   | <b>Ref. No.</b> | 36E3030<br>36E3031 |
| <b>description</b> | door seal profile 2780 W 485mm L 485mm external size Qty 1   |                 |                    |
| <b>For models:</b> | FC611E, FC611G, FM611E1, FM611E1-VERS.2006, FM611E2, FM611E2-VERS.2006, FM611E3, FM611E3-VERS.2006, FM611G1, FM611G1-VERS.2006, FM611G2, FM611G2-VERS.2006, FM611G3, FM611G3-VERS.2006 |                 |                    |



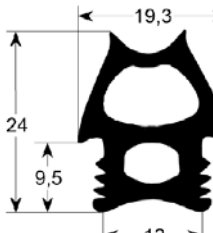
|                    |  |                 |                    |
|--------------------|--|-----------------|--------------------|
| <b>Part No.</b>    | 900715   | <b>Ref. No.</b> | 36E3020<br>36E3021 |
| <b>description</b> | door seal profile 2780 W 490mm L 700mm external size Qty 1   |                 |                    |
| <b>For models:</b> | FC1011E, FC1011G, FM1011E1, FM1011E1-VERS.2006, FM1011E2, FM1011E2-VERS.2006, FM1011E3, FM1011E3-VERS.2006, FM1011G1, FM1011G1-VERS.2006, FM1011G2, FM1011G2-VERS.2006, FM1011G3, FM1011G3-VERS.2006 |                 |                    |



|                    |  |                 |         |
|--------------------|--|-----------------|---------|
| <b>Part No.</b>    | 900749   | <b>Ref. No.</b> | 36E4061 |
| <b>description</b> | door seal profile 2780 W 630mm L 690mm external size Qty 1   |                 |         |
| <b>For models:</b> | FM721E1, FM721E1-VERS.2006, FM721E2, FM721E2-VERS.2006, FM721E3, FM721E3-VERS.2006, FM721G1, FM721G1-VERS.2006, FM721G2, FM721G2-VERS.2006, FM721G3, FM721G3-VERS.2006 |                 |         |



|                    |  |                 |         |
|--------------------|--|-----------------|---------|
| <b>Part No.</b>    | 900746   | <b>Ref. No.</b> | 36E3921 |
| <b>description</b> | door seal profile 2780 W 690mm L 1360mm external size Qty 1  |                 |         |
| <b>For models:</b> | FM2021E1, FM2021E2, FM2021E2-VERS.2006, FM2021E3, FM2021E3-VERS.2006, FM2021G1, FM2021G2, FM2021G2-VERS.2006, FM2021G3, FM2021G3-VERS.2006 |                 |         |



|                    |  |                 |                    |
|--------------------|--|-----------------|--------------------|
| <b>Part No.</b>    | 900747   | <b>Ref. No.</b> | 36E3520<br>36E3521 |
| <b>description</b> | door seal profile 2780 W 690mm L 860mm external size Qty 1   |                 |                    |
| <b>For models:</b> | FC1221E, FC1221G, FM1221E1, FM1221E1-VERS.2006, FM1221E2, FM1221E2-VERS.2006, FM1221E3, FM1221E3-VERS.2006, FM1221G1, FM1221G1-VERS.2006, FM1221G2, FM1221G2-VERS.2006, FM1221G3, FM1221G3-VERS.2006 |                 |                    |





|                    |   |                 |                               |
|--------------------|---|-----------------|-------------------------------|
| <b>Part No.</b>    | 901624  | <b>Ref. No.</b> | 3077280<br>3077281<br>3077282 |
| <b>description</b> | door seal profile 2781 W 475mm L 1410mm external size suitable for ANGELO PO  |                 |                               |
| <b>For models:</b> | FX201E2, FX201E2P, FX201E2P-VERS.032014, FX201E2-VERS.032014, FX201E3, FX201E3P, FX201E3P-VERS.022014, FX201E3-VERS.022014, FX201G2, FX201G2P, FX201G2P-VERS.032014, FX201G2-VERS.032014, FX201G3P, FX201G3-VERS.022014 |                 |                               |

|                    |  |                 |                               |
|--------------------|--|-----------------|-------------------------------|
| <b>Part No.</b>    | 901623   | <b>Ref. No.</b> | 3077270<br>3077271<br>3077272 |
| <b>description</b> | door seal profile 2781 W 475mm L 725mm external size suitable for ANGELO PO  |                 |                               |
| <b>For models:</b> | BX101E, BX101E-VERS.122013, BX101G, BX101G-VERS.122013, FX101E1, FX101E1R, FX101E2, FX101E2C, FX101E2C-VERS.032014, FX101E2R, FX101E2R-VERS.032014, FX101E2-VERS.032014, FX101E3, FX101E3C, FX101E3C-VERS.022014, FX101E3R, FX101E3R-VERS.022014, FX101E3-VERS.022014, FX101G1, FX101G1R, FX101G2, FX101G2C, FX101G2C-VERS.032014, FX101G2R, FX101G2R-VERS.032014, FX101G2-VERS.032014, FX101G3, FX101G3C, FX101G3C-VERS.022014, FX101G3R, FX101G3R-VERS.022014, FX101G3-VERS.022014, FX10E2CR, FX10E2CR-VERS.032014, FX10E3CR, FX10E3CR-VERS.022014, FX10G2CR, FX10G2CR-VERS.032014, FX10G3CR, FX10G3CR-VERS.022014 |                 |                               |

|                    |  |                 |                               |
|--------------------|--|-----------------|-------------------------------|
| <b>Part No.</b>    | 901622   | <b>Ref. No.</b> | 3077260<br>3077261<br>3077262 |
| <b>description</b> | door seal profile 2781 W 475mm L 475mm external size suitable for ANGELO PO  |                 |                               |
| <b>For models:</b> | BX61E, BX61E-VERS.122013, BX61G, BX61G-VERS.122013, FX61E1, FX61E1R, FX61E2, FX61E2C, FX61E2CR, FX61E2CR-VERS.032014, FX61E2C-VERS.032014, FX61E2R, FX61E2R-VERS.032014, FX61E2-VERS.032014, FX61E3, FX61E3C, FX61E3CR, FX61E3CR-VERS.022014, FX61E3C-VERS.022014, FX61E3R, FX61E3R-VERS.022014, FX61E3-VERS.022014, FX61G1, FX61G1R, FX61G2, FX61G2C, FX61G2CR, FX61G2CR-VERS.032014, FX61G2C-VERS.032014, FX61G2R, FX61G2R-VERS.032014, FX61G2-VERS.032014, FX61G3, FX61G3C, FX61G3CR, FX61G3CR-VERS.022014, FX61G3C-VERS.022014, FX61G3R, FX61G3R-VERS.022014, FX61G3-VERS.022014 |                 |                               |

|                    |  |                 |                               |
|--------------------|--|-----------------|-------------------------------|
| <b>Part No.</b>    | 901625   | <b>Ref. No.</b> | 3077290<br>3077291<br>3077292 |
| <b>description</b> | door seal profile 2781 W 628mm L 686mm external size suitable for ANGELO PO  |                 |                               |
| <b>For models:</b> | BX82E, BX82E-VERS.122013, BX82G, BX82G-VERS.122013, FX82E1, FX82E2, FX82E2C, FX82E2T, FX82E2T-VERS.032014, FX82E3, FX82E3C, FX82E3CT, FX82E3CT-VERS.022014, FX82E3T, FX82E3T-VERS.022014, FX82G1, FX82G2, FX82G2C, FX82G2T, FX82G2T-VERS.032014, FX82G3, FX82G3C, FX82G3CT, FX82G3CT-VERS.022014, FX82G3T, FX82G3T-VERS.022014 |                 |                               |



|                    |  |                 |                               |
|--------------------|--|-----------------|-------------------------------|
|                    |  |                 |                               |
| <b>Part No.</b>    | 901627   | <b>Ref. No.</b> | 3077310<br>3077311<br>3077312 |
| <b>description</b> | door seal profile 2781 W 688mm L 1410mm external size suitable for ANGELO PO   |                 |                               |
| <b>For models:</b> | FX202E2, FX202E2-VERS.032014, FX202E3, FX202E3-230V-3-50Hz-60Hz, FX202E3-230V-3-50Hz-60Hz-VERS.022014, FX202E3-VERS.022014, FX202G2, FX202G2-VERS.032014, FX202G3, FX202G3-VERS.022014 |                 |                               |

|                    |   |                 |                               |
|--------------------|---|-----------------|-------------------------------|
|                    |   |                 |                               |
| <b>Part No.</b>    | 901626  | <b>Ref. No.</b> | 3077300<br>3077301<br>3077302 |
| <b>description</b> | door seal profile 2781 W 688mm L 886mm external size suitable for ANGELO PO   |                 |                               |
| <b>For models:</b> | BX122E, BX122E-VERS.122013, BX122G, BX122G-VERS.122013, FX122E1, FX122E2, FX122E2C, FX122E2T, FX122E2T-VERS.032014, FX122E3, FX122E3C, FX122E3T, FX122E3T-VERS.022014, FX122G1, FX122G3, FX122G3C, FX122G3T, FX122G3T-VERS.022014, FX12E3CT, FX12E3CT-VERS.022014, FX12G3CT, FX12G3CT-VERS.022014 |                 |                               |

## gaskets for tray rack trolleys

|                    |  |                 |         |
|--------------------|--|-----------------|---------|
|                    |  |                 |         |
| <b>Part No.</b>    | 901396   | <b>Ref. No.</b> | 3039710 |
| <b>description</b> | tray rack trolley gasket profile 4110 L 712mm Qty 1                            |                 |         |
| <b>For models:</b> | FM2021E2-VERS.2006, FM2021E3-VERS.2006, FM2021G2-VERS.2006, FM2021G3-VERS.2006 |                 |         |

## O-rings

## EPDM

|                    |   |                 |         |
|--------------------|---|-----------------|---------|
|                    |   |                 |         |
| <b>Part No.</b>    | 528223  | <b>Ref. No.</b> | 3152100 |
| <b>description</b> | O-ring EPDM thickness 2.62mm ID $\varnothing$ 11.91mm Qty 1 pcs |                 |         |

|                    |   |                 |                               |
|--------------------|---|-----------------|-------------------------------|
|                    |   |                 |                               |
| <b>Part No.</b>    | 510409  | <b>Ref. No.</b> | 3150430<br>3151960<br>37Q5260 |
| <b>description</b> | O-ring EPDM thickness 5.34mm ID $\varnothing$ 56.52mm Qty 1 pcs   |                 |                               |
| <b>For models:</b> | 091CP1E, 0A1CP1E, 0G1CP1E, 0G1CP1EC, 0G1CP1E-VERS.2004, 191PI2E, 191PI2EA, 1A1PI2E, 1A1PI2EA, 1D1PI2E, 1D1PI2EA, 1G1PI1E, 30CPSE, 31PIE6, 6040090, 6040310, 6043850, 6043980, 70CPE, 71PIE15, 71PIE15A, 90CPE, 91PIE15, 91PIE15A, F60P, F60PR, F60T, F80P, F80PR, KD100, KD100A, KD100PSD, KD130, KD130A, KD130E, KD130EAT, KD60, KD60E, KD60EAT, KD60M, KD60MA, KD60ME, KD60MPS, KD60MPSA, KD60PS, KD60PSD, KD6EATSD, KD85, KD85A, KD85E...(Other models you can see in the webshop) |                 |                               |

## sealing washers

## rubber gaskets

|                    |  |                 |         |
|--------------------|--|-----------------|---------|
|                    |  |                 |         |
| <b>Part No.</b>    | 511435   | <b>Ref. No.</b> | 37Q3420 |
| <b>description</b> | flat gasket rubber ED $\varnothing$ 47mm ID $\varnothing$ 39mm thickness 2mm Qty 1 pcs |                 |         |

## silicone gaskets

|                    |   |                 |         |
|--------------------|---|-----------------|---------|
|                    |   |                 |         |
| <b>Part No.</b>    | 694916  | <b>Ref. No.</b> | 36E3320 |
| <b>description</b> | gasket silicone ED $\varnothing$ 45mm ID $\varnothing$ 34mm thickness 5mm |                 |         |



shaft gaskets

shaft gaskets



|                    |   |                 |         |
|--------------------|---|-----------------|---------|
| 1                  |   |                 |         |
| <b>Part No.</b>    | 520473  | <b>Ref. No.</b> | 3004400 |
| <b>description</b> | gasket  |                 |         |
| <b>For models:</b> | FC1011E, FC1011G, FC1221E, FC1221G, FC611E, FC611G, FM1011E1, FM1011E1-VERS.2006, FM1011E2, FM1011E2-VERS.2006, FM1011E3, FM1011E3-VERS.2006, FM1011G1, FM1011G1-VERS.2006, FM1011G2, FM1011G2-VERS.2006, FM1011G3, FM1011G3-VERS.2006, FM1221E1, FM1221E1-VERS.2006, FM1221E2, FM1221E2-VERS.2006, FM1221E3, FM1221E3-VERS.2006, FM1221G1, FM1221G1-VERS.2006, FM1221G2, FM1221G2-VERS.2006, FM1221G3, FM1221G3-VERS.2006, FM2011E2-VERS.2006, FM2011E3-VERS.2006, FM2011G2-VERS.2006, FM2011G3-VERS.2006, FM2021E1, FM2021E2, FM2021E2-VERS.2006, FM2021E3, FM2021E3-VERS.2006, FM2021G1, FM2021G2, FM2021G2-VERS.2006, FM2021G3, FM2021G3-VERS.2006, FM611E1, FM611E1-VERS.2006, FM611E2, FM611E2-VERS.2006, FM611E3, FM611E3-VERS.2006... (Other models you can see in the webshop) |                 |         |



|                    |  |                 |         |
|--------------------|--|-----------------|---------|
| 1                  |  |                 |         |
| <b>Part No.</b>    | 550685                                       | <b>Ref. No.</b> | 3151670 |
| <b>description</b> | shaft seal ID ø 12mm ED ø 32mm thickness 7mm |                 |         |
| <b>For models:</b> | FCV3EM, FCV4E, FCV4EDS, FCV4EM               |                 |         |

special gaskets


miscellaneous



|                    |  |                 |         |
|--------------------|--|-----------------|---------|
| 1                  |  |                 |         |
| <b>Part No.</b>    | 541499   | <b>Ref. No.</b> | 3151450 |
| <b>description</b> | gasket suitable for ANGELO PO size 1 1/4"  |                 |         |
| <b>For models:</b> | FC101, FC1011E, FC1011G, FC101E, FC1221E, FC1221G, FC241, FC241E, FC241G, FC61, FC611E, FC611G, FC61E, FCV101, FCV101-CSA, FCV101DM, FCV101DM-CSA, FCV101DS, FCV101DS-CSA, FCV101E, FCV101EDM, FCV101EDM-UL, FCV101EDS, FCV101EDS-UL, FCV101E-UL, FCV141, FCV141-CSA, FCV141DM, FCV141DM-CSA, FCV141DS, FCV141DS-CSA, FCV141E, FCV141EDM, FCV141EDS, FCV241, FCV241DM, FCV241DS, FCV241E, FCV241EDM, FCV241EDMUL, FCV241EDS, FCV241EDS-UL, FCV241E-UL, FCV241G, FCV241GCSA, FCV241GDM, FCV241GDM-CSA, FCV241GDS, FCV241GDS-CSA, FCV401DM...(Other models you can see in the webshop) |                 |         |

springs

compression springs



|                    |  |                 |         |
|--------------------|--|-----------------|---------|
| 1                  |  |                 |         |
| <b>Part No.</b>    | 514284   | <b>Ref. No.</b> | 36G5320 |
| <b>description</b> | compression spring ø 9mm L 18mm wire gauge ø 0.5mm   |                 |         |
| <b>For models:</b> | 04WCP1EM, 08WCP1GM, BX101E, BX101E-VERS.122013, BX101G, BX101G-VERS.122013, BX122E, BX122E-VERS.122013, BX122G, BX122G-VERS.122013, BX61E, BX61E-VERS.122013, BX61G, BX61G-VERS.122013, BX82E, BX82E-VERS.122013, BX82G, BX82G-VERS.122013, FC101, FC1011E, FC1011G, FC101E, FC1221E, FC1221G, FC241, FC241E, FC241G, FC61, FC611E, FC611G, FC61E, FCV101, FCV101-CSA, FCV101DM, FCV101DM-CSA, FCV101DS, FCV101DS-CSA, FCV101E, FCV101EDM, FCV101EDM-UL, FCV101EDS, FCV101EDS-UL, FCV101E-UL, FCV141, FCV141-CSA, FCV141DM, FCV141DM-CSA, FCV141DS, FCV141DS-CSA, FCV141E... (Other models you can see in the webshop) |                 |         |

manometers





|                    |  |                 |         |
|--------------------|--|-----------------|---------|
| 1                  |  |                 |         |
| <b>Part No.</b>    | 541508   | <b>Ref. No.</b> | 33D1680 |
| <b>description</b> | manometer ø 40mm pressure range 0-4bar connection thread 1/8"  |                 |         |
| <b>For models:</b> | BX101E, BX101E-VERS.122013, BX101G, BX101G-VERS.122013, BX122E, BX122E-VERS.122013, BX122G, BX122G-VERS.122013, BX61E, BX61E-VERS.122013, BX61G, BX61G-VERS.122013, BX82E, BX82E-VERS.122013, BX82G, BX82G-VERS.122013, FCV101, FCV101-CSA, FCV101DM, FCV101DM-CSA, FCV101DS, FCV101DS-CSA, FCV101E, FCV101EDM, FCV101EDM-UL, FCV101EDS, FCV101EDS-UL, FCV101E-UL, FCV141, FCV141-CSA, FCV141DM, FCV141DM-CSA, FCV141DS, FCV141DS-CSA, FCV141E, FCV141EDM, FCV141EDM-UL, FCV141EDS, FCV141EDS-UL, FCV241, FCV241DM, FCV241DM-CSA, FCV241DS, FCV241DS-CSA, FCV241E, FCV241EDM, FCV241EDM-UL, FCV241EDS, FCV241EDS-UL, FCV241E-UL, FCV241G, FCV241G-CSA, FCV241GDM, FCV241GDM-CSA... (Other models you can see in the webshop) |                 |         |



## hose reels and spray guns

### spray guns

|   |  |                 |         |
|---|--|-----------------|---------|
|  | 1  |                 |         |
| <b>Part No.</b>   | 542068   | <b>Ref. No.</b> | 33D1700 |
| <b>description</b>  | spray gun for appliances 1/2" IT L 219mm with D-ring type KLARCO |                 |         |

|   |             |                 |                    |
|---|-------------|-----------------|--------------------|
|  | 1           |                 |                    |
| <b>Part No.</b>   | 540675      | <b>Ref. No.</b> | 3212740<br>3FL0182 |
| <b>description</b>  | shower head |                 |                    |




## dosing pumps

### membrane dosing pumps

#### self-priming

#### LANG


#### accessories


|   |   |                 |                 |         |
|---|---|-----------------|-----------------|---------|
|  | 1   |                 |                 |         |
| <b>Part No.</b>   | 101286  | <b>Ref. No.</b> | 36Q0020         |         |
| <b>description</b>  | olive ID ø 6mm Qty 1 pcs  |                 |                 |         |
| <b>For models:</b>  | 04WFAAV, 08WFA4E, 08WFA4G, 08WFAAE, 08WFAAG, 08WFAAV, 090FAA, 0A0FA1, 0A0FA4, 0A0FAA, 0D0FA1, 0D0FA4, 0D0FAA, 0G0FA0, 12WFA6E, 12WFA6G, 12WFAAA, 12WFAAE, 12WFAAG, 12WFAAN, 190FA, 190FAA, 190FAB, 190FAD, 191FAAE, 191FAAG, 191FABG, 191FADG, 191FAE, 191FAG, 1A0FA1, 1A0FA2, 1A0FA4, 1A0FA5, 1A0FAA, 1A0FAB, 1A1FA1G, 1A1FA2G, 1A1FA4G, 1A1FA5G, 1A1FAAG, 1A1FABG, 1D0FA1, 1D0FA2, 1D0FA4, 1D0FA5, 1D0FAA, 1D0FAB, 1D1FA1G, 1D1FA2G...(Other models you can see in the webshop) |                 |                 |         |
| <b>accessories for</b>  | 101286  |                 |                 |         |
|  | <b>Part No.</b>   | 100909          | <b>Ref. No.</b> | 36Q0060 |
|   | union screw thread M10x1 for pipe ø 6mm Qty 1 pcs   |                 |                 |         |
|  | <b>Part No.</b>   | 101464          | <b>Ref. No.</b> | —       |
|   | union nut thread M12x1 for pipe ø 6mm   |                 |                 |         |

## accessories

### hose couplings

#### metal




|   |  |                 |         |
|---|--|-----------------|---------|
|  | 1  |                 |         |
| <b>Part No.</b>   | 361507   | <b>Ref. No.</b> | 3016150 |
| <b>description</b>  | screw pipe fitting angled nickel-plated brass thread 1/4" hose ø 6/8mm Qty 1 pcs |                 |         |

|   |   |                 |         |
|---|---|-----------------|---------|
|  | 1   |                 |         |
| <b>Part No.</b>   | 361506  | <b>Ref. No.</b> | 3014470 |
| <b>description</b>  | screw pipe fitting angled nickel-plated brass thread 1/8" hose ø 6/8mm Qty 1 pcs  |                 |         |
| <b>For models:</b>  | FM1011E2-VERS.2006, FM1011E3, FM1011E3-VERS.2006, FM1011G2-VERS.2006, FM1011G3, FM1011G3-VERS.2006, FM1221E2-VERS.2006, FM1221E3, FM1221E3-VERS.2006, FM1221G2-VERS.2006, FM1221G3, FM1221G3-VERS.2006, FM2011E2-VERS.2006, FM2011E3-VERS.2006, FM2011G2-VERS.2006, FM2011G3-VERS.2006, FM2021E2-VERS.2006, FM2021E3-VERS.2006, FM2021G2-VERS.2006, FM2021G3-VERS.2006, FM423E2, FM611E2-VERS.2006, FM611E3, FM611E3-VERS.2006, FM611G2-VERS.2006, FM611G3, FM611G3-VERS.2006, FM721E2-VERS.2006, FM721E3, FM721E3-VERS.2006, FM721G2-VERS.2006, FM721G3, FM721G3-VERS.2006, FX101E2, FX101E2C, FX101E2CVERS.032014, FX101E2R, FX101E2R-VERS.032014, FX101E2-VERS.032014, FX101E3, FX101E3C, FX101E3C-VERS.022014, FX101E3R, FX101E3R-VERS.022014, FX101E3-VERS.022014, FX101G2, FX101G2C, FX101G2C-VERS.032014, FX101G2R, FX101G2R-VERS.032014...(Other models you can see in the webshop) |                 |         |

## hoses

### supply hoses

#### PVC supply hoses

|  |  |                 |                 |         |
|--|--|-----------------|-----------------|---------|
|  | 1  |                 |                 |         |
| <b>Part No.</b>  | 520010   | <b>Ref. No.</b> | 33M0350         |         |
| <b>description</b>   | supply hose PVC straight-curved DN13 connections 3/4" L 1500mm operating p. 10bar burst p. 32bar t.max. 90°C blue approval VDE flat seal |                 |                 |         |
| <b>accessories for</b>   | 520010   |                 |                 |         |
|   | <b>Part No.</b>  | 520053          | <b>Ref. No.</b> | —       |
|  | screen connection 3/4" D1 ø 26mm D2 ø 15mm Qty 10 pcs rubber thickness 8mm   |                 |                 |         |
|   | <b>Part No.</b>  | 520054          | <b>Ref. No.</b> | 3152480 |
|  | flat gasket rubber ED ø 23.5mm ID ø 14mm thickness 2.3mm Qty 10 pcs  |                 |                 |         |



industrial hoses

Niplaflex hoses



|                    |   |                 |  |
|--------------------|---|-----------------|--|
| <b>Part No.</b>    | 530561  | <b>Ref. No.</b> | 111AA05<br>131AA12<br>131AA14<br>131AA16 |
| <b>description</b> | pressure hose ID ø 10mm ED ø 17mm L 5m thickness 3.5mm operating p. 10bar burst p. 30bar t.max. 110°C   |                 |  |
| <b>For models:</b> | 04WBMEV, 04WCP1EM, 06WCP1GM, 06WFR3GD, 08WCP1GM, 08WGREV, 090BM1E, 090BM1G, 091CP1E, 091CP1G, 0G1CP1EC, 0G1CP1E-VERS.2004, 0G1CP1G-VERS.2004, 10CP1EA, 10CP1GA, 10CP1IA, 10WFR4GD, 12CP1EA, 12CP1GA, 12CP1IA, 18CP2EA, 18CP2GA, 18CP2IA, 190BM2E, 190BM2G, 190GRE, 191BR1E, 191BR1G, 191BR-1GA, 191BR2E, 191BR2EA, 191BR2G, 191BR2GA, 191CP1G, 191CP2G, 1G0GRE, 1G1CP1G-VERS.2004, 1G1CP2G-VERS.2004, 291BR1E, 291BR1G, 291BR1GA, 291BR2E, 291BR2EA, 291BR2G, 291BR2GA, 6040090, 6040110, 6040310, 6042610, 6042630...(Other models you can see in the webshop) |                 |  |

PU hoses



|                    |  |                 |         |
|--------------------|--|-----------------|---------|
| <b>Part No.</b>    | 512475   | <b>Ref. No.</b> | 3003920 |
| <b>description</b> | dosing hose ED ø 8mm ID ø 6mm polyurethane blue Qty supplied by meter  |                 |         |
| <b>For models:</b> | FM1011E3, FM1011E3-VERS.2006, FM1011G3, FM1011G3-VERS.2006, FM1221E3, FM1221E3-VERS.2006, FM1221G3-VERS.2006, FM2011E3-VERS.2006, FM2011G3-VERS.2006, FM2021E3, FM2021E3-VERS.2006, FM2021G3, FM2021G3-VERS.2006, FM611E3, FM611E3-VERS.2006, FM611G3, FM611G3-VERS.2006, FM721E3, FM721E3-VERS.2006, FM721G3, FM721G3-VERS.2006, FX101E3, FX101E3C, FX101E3CVERS.022014, FX101E3R, FX101E3R-VERS.022014, FX101E3-VERS.022014, FX101G3, FX101G3C, FX101G3C-VERS.022014, FX101G3R, FX101G3R-VERS.022014, FX101G3-VERS.022014, FX10E3CR, FX10E3CR-VERS.022014, FX10G3CR, FX10G3CR-VERS.022014, FX122E3, FX122E3C, FX122E3T, FX122E3T-VERS.022014, FX122G3, FX122G3C, FX122G3T, FX122G3T-VERS.022014, FX12E3CT, FX12E3CT-VERS.022014, FX12G3CT, FX12G3CT-VERS.022014, FX201E3...(Other models you can see in the webshop) |                 |         |



|                    |  |                 |         |
|--------------------|--|-----------------|---------|
| <b>Part No.</b>    | 510677   | <b>Ref. No.</b> | 3000290 |
| <b>description</b> | dosing hose ED ø 8mm ID ø 6mm polyurethane red Qty supplied by meter   |                 |         |
| <b>For models:</b> | FM1011E3, FM1011E3-VERS.2006, FM1011G3, FM1011G3-VERS.2006, FM1221E3, FM1221E3-VERS.2006, FM1221G3-VERS.2006, FM2011E3-VERS.2006, FM2011G3-VERS.2006, FM2021E3, FM2021E3-VERS.2006, FM2021G3, FM2021G3-VERS.2006, FM611E3, FM611E3-VERS.2006, FM611G3, FM611G3-VERS.2006, FM721E3, FM721E3-VERS.2006, FM721G3, FM721G3-VERS.2006, FX101E3, FX101E3C, FX101E3R, FX101G3, FX101G3C, FX101G3R, FX10E3CR, FX10G3CR, FX122E3, FX122E3C, FX122G3, FX122G3C, FX201E3, FX202E3, FX61E3, FX61E3C, FX61E3CR, FX61E3R, FX61G3, FX61G3C, FX61G3CR, FX61G3R, FX82E3, FX82E3C, FX82G3, FX82G3C |                 |         |


fittings, hose and pipe connectors

fittings

double nipples



|                    |  |                 |         |
|--------------------|--|-----------------|---------|
| <b>Part No.</b>    | 520160   | <b>Ref. No.</b> | 3005480 |
| <b>description</b> | double nipple nickel-plated brass thread 1/8" - 1/8" Qty 1 pcs |                 |         |



|                    |                                  |                 |         |
|--------------------|----------------------------------|-----------------|---------|
| <b>Part No.</b>    | 541504                           | <b>Ref. No.</b> | 33Q5880 |
| <b>description</b> | double nipple thread 1/2" - 1/2" |                 |         |

|                    |   |  |  |
|--------------------|---|--|--|
| <b>For models:</b> | FCV101, FC241G, FC61, FCV101, FCV101-CSA, FCV101DM, FCV101DMCSA, FCV101DS, FCV101DS-CSA, FCV141-CSA, FCV141DM-CSA, FCV141DS-CSA, FCV241G, FCV241G-CSA, FCV241GDM, FCV241GDMCSA, FCV241GDS, FCV241GDS-CSA, FCV401DM, FCV401DM-CSA, FCV61, FCV61-CSA, FCV61DM, FCV61DM-CSA, FCV61DS, FCV61DSCSA |  |  |
|--------------------|---|--|--|

reducers



|                    |  |                 |         |
|--------------------|--|-----------------|---------|
| <b>Part No.</b>    | 520700                                 | <b>Ref. No.</b> | 33Q5650 |
| <b>description</b> | reducer thread 3/4" IT - 1/2" ET brass |                 |         |

|                    |  |  |  |
|--------------------|--|--|--|
| <b>For models:</b> | FCV101, FCV101-CSA, FCV101DM, FCV101DM-CSA, FCV101DS, FCV101DS-CSA, FCV101E, FCV101EDM, FCV101EDM-UL, FCV101EDS, FCV101EDS-UL, FCV101E-UL, FCV141, FCV141-CSA, FCV141DM, FCV141DM-CSA, FCV141DS, FCV141DS-CSA, FCV141E, FCV141EDM, FCV141EDS, FCV241, FCV241DM, FCV241DS, FCV241E, FCV241EDM, FCV241EDM-UL, FCV241EDS, FCV241EDS-UL, FCV241E-UL, FCV241G, FCV241G-CSA, FCV241GDM, FCV241GDM-CSA, FCV241GDS, FCV241GDS-CSA, FCV3EM, FCV401DM, FCV401DM-CSA, FCV401EDM, FCV401EDM-UL, FCV4E, FCV4EDS, FCV4EM, FCV61, FCV61-CSA, FCV61DM, FCV61DM-CSA, FCV61DS, FCV61DS-CSA...(Other models you can see in the webshop) |  |  |
|--------------------|--|--|--|







1

|                    |  |                 |         |
|--------------------|--|-----------------|---------|
| <b>Part No.</b>    | 520177   | <b>Ref. No.</b> | 3040920 |
| <b>description</b> | reducer thread 1/4" ET - 1/8" IT nickel-plated brass total length 13mm WS 17 |                 |         |

angle pieces




1

|                    |  |                 |         |
|--------------------|--|-----------------|---------|
| <b>Part No.</b>    | 520824   | <b>Ref. No.</b> | 3003750 |
| <b>description</b> | angle piece thread 1/8" ET - 1/8" IT nickel-plated brass                     |                 |         |
| <b>For models:</b> | FM1011E3, FM1011G3, FM1221E3, FM1221G3, FM2021E3, FM2021G3, FM611E3, FM611G3 |                 |         |


hose connectors

nickel-plated brass




1

|                    |   |                 |         |
|--------------------|---|-----------------|---------|
| <b>Part No.</b>    | 520159  | <b>Ref. No.</b> | 3007950 |
| <b>description</b> | hose connector nickel-plated brass straight thread 1/8" hose ø 6mm Qty 1 pcs WS 12 total length 32mm thread L 7.5mm grommet ø 6mm grommet length 19.5mm |                 |         |
| <b>For models:</b> | FM1011E3, FM1011G3, FM1221E3, FM1221G3, FM2021E3, FM2021G3, FM423E2, FM611E3, FM611G3, FM721E3, FM721G3   |                 |         |



1

|                    |  |                 |         |
|--------------------|--|-----------------|---------|
| <b>Part No.</b>    | 361507   | <b>Ref. No.</b> | 3016150 |
| <b>description</b> | screw pipe fitting angled nickel-plated brass thread 1/4" hose ø 6/8mm Qty 1 pcs |                 |         |



1

|                    |   |                 |         |
|--------------------|---|-----------------|---------|
| <b>Part No.</b>    | 361506  | <b>Ref. No.</b> | 3014470 |
| <b>description</b> | screw pipe fitting angled nickel-plated brass thread 1/8" hose ø 6/8mm Qty 1 pcs  |                 |         |
| <b>For models:</b> | FM1011E2-VERS.2006, FM1011E3, FM1011E3-VERS.2006, FM1011G2-VERS.2006, FM1011G3, FM1011G3-VERS.2006, FM1221E2-VERS.2006, FM1221E3, FM1221E3-VERS.2006, FM1221G2-VERS.2006, FM1221G3, FM1221G3-VERS.2006, FM2011E2-VERS.2006, FM2011E3-VERS.2006, FM2011G2-VERS.2006, FM2011G3-VERS.2006, FM2021E2-VERS.2006, FM2021E3-VERS.2006, FM2021G2-VERS.2006, FM2021G3-VERS.2006, FM423E2, FM611E2-VERS.2006, FM611E3, FM611E3-VERS.2006, FM611G2-VERS.2006, FM611G3, FM611G3-VERS.2006, FM721E2-VERS.2006, FM721E3, FM721E3-VERS.2006, FM721G2-VERS.2006, FM721G3, FM721G3-VERS.2006, FX101E2, FX101E2C, FX101E2CVERS.032014, FX101E2R, FX101E2R-VERS.032014, FX101E2-VERS.032014, FX101E3, FX101E3C, FX101E3C-VERS.022014, FX101E3R, FX101E3R-VERS.022014, FX101E3-VERS.022014, FX101G2, FX101G2C, FX101G2C-VERS.032014, FX101G2R, FX101G2R-VERS.032014...(Other models you can see in the webshop) |                 |         |

producer-specific



1

|                    |  |                 |         |
|--------------------|--|-----------------|---------|
| <b>Part No.</b>    | 520337   | <b>Ref. No.</b> | 3007980 |
| <b>description</b> | hose connector thread 1/4" grommet ø 7mm ID ø 4.5mm grommet length 19mm WS 14 total length 35mm thread L 10mm  |                 |         |
| <b>For models:</b> | O4WCP1EM, O6WCP1GM, O8WCP1GM, O91CP1E, O91CP1G, O91CP1EC, O91CP1E-VERS.2004, O91CP1G-VERS.2004, O91CP1G, O91CP2G, O91CP1G-VERS.2004, O91CP2G-VERS.2004, O640090, O640310, O643850, O643980, FM1011E3, FM1011G3, FM1221E3, FM1221G3, FM611E3, FM611G3, FM721E3, FM721G3 |                 |         |



1

|   |   |                 |                         |
|---|---|-----------------|-------------------------|
| <b>Part No.</b>   | 541488  | <b>Ref. No.</b> | 33Q5591<br>33Q5592      |
| <b>description</b>  | hose connector thread M14x1 ET - 1/8" IT angled   |                 |                         |
| <b>For models:</b>  | FC101, FC101E, FC241E, FC241G, FC61, FC61E, FCV101, FCV101-CSA, FCV101DM, FCV101DM-CSA, FCV101DS, FCV101DS-CSA, FCV101E, FCV101EDM, FCV101EDM-UL, FCV101EDS, FCV101EDS-UL, FCV101E-UL, FCV141, FCV141-CSA, FCV141DM, FCV141DM-CSA, FCV141DS, FCV141DS-CSA, FCV141E, FCV141EDM, FCV141EDS, FCV241E, FCV241EDM, FCV241EDM-UL, FCV241EDS, FCV241EDS-UL, FCV241E-UL, FCV241G, FCV241G-CSA, FCV241GDM, FCV241GDMCSA, FCV241GDS, FCV241GDS-CSA, FCV3EM, FCV401DM, FCV401DMCSA, FCV401EDM, FCV401EDM-UL, FCV4E, FCV4EDS, FCV4EM, FCV61, FCV61-CSA, FCV61DM...(Other models you can see in the webshop) |                 |                         |
| <b>accessories for</b>  | 541488  |                 |                         |
|  | <b>Part No.</b>   | 541507          | <b>Ref. No.</b> 33T4110 |
|   | nozzle cooling thread 1/8"  |                 |                         |
|  | <b>Part No.</b>   | 541509          | <b>Ref. No.</b> 33T3720 |
|   | nozzle cooling thread 1/8"  |                 |                         |



## beverage technology

### valves

#### non-return valves




1

|                    |   |                 |         |
|--------------------|---|-----------------|---------|
| <b>Part No.</b>    | 440729  | <b>Ref. No.</b> | 3114800 |
| <b>description</b> | non-return valve John Guest pipe connection 5/16" - 5/16" operating pressure at 20°C 10bar opening pressure 0.02bar POM |                 |         |

## water cycle components

### supply filters



1


|                    |   |                 |         |
|--------------------|---|-----------------|---------|
| <b>Part No.</b>    | 520261  | <b>Ref. No.</b> | 35Q2780 |
| <b>description</b> | supply filter thread 1/2" IT - 1/2" IT total length 58mm red brass mesh opening 0.4mm |                 |         |

## ancillary products

### clamps

#### hose clamps

#### DIN 3017 - W2




1

|                    |  |                 |         |
|--------------------|--|-----------------|---------|
| <b>Part No.</b>    | 520111   | <b>Ref. No.</b> | 36E4320 |
| <b>description</b> | hose clamp ø 10-16mm width 9mm Qty 10 pcs DIN 3017 |                 |         |


## tools

### hand tools

#### pullers



1


|                        |  |                 |                    |
|------------------------|--|-----------------|--------------------|
| <b>Part No.</b>        | 801197   | <b>Ref. No.</b> | 3018670<br>6003060 |
| <b>description</b>     | puller for fan wheel seat ø 27-33mm thread M16x1.5 WS 17   |                 |                    |
| <b>For models:</b>     | FM1011E1, FM1011E2, FM1011E3, FM1011G1, FM1011G2, FM1011G3, FM1221E1, FM1221E2, FM1221E3, FM1221G1, FM1221G2, FM1221G3, FM611E1, FM611E2, FM611E3, FM611G1, FM611G2, FM611G3 |                 |                    |
| <b>spare parts for</b> | 801197   |                 |                    |
|                        | <b>Part No.</b>  | <b>Ref. No.</b> | 3019160            |
|                        |  screw for puller thread M16x1.5 L 63mm WS 17   |                 |                    |

## measuring equipment

### thermometers

#### built-in thermometers

#### ø52mm



1

|                    |  |                 |         |
|--------------------|--|-----------------|---------|
| <b>Part No.</b>    | 541347   | <b>Ref. No.</b> | 32Z0151 |
| <b>description</b> | thermometer mounting ø 52mm t.max. 350°C +50 up to +350°C probe ø 4mm probe L 60mm capillary pipe 1000mm |                 |         |
| <b>For models:</b> | FC101, FC1011E, FC1011G, FC101E, FC1221E, FC1221G, FC241, FC241E, FC241G, FC61, FC611E, FC611G, FC61E    |                 |         |



1

|                    |  |                 |         |
|--------------------|--|-----------------|---------|
| <b>Part No.</b>    | 541582   | <b>Ref. No.</b> | 32Z0040 |
| <b>description</b> | thermometer mounting ø 52mm t.max. 350°C +50 up to +350°C probe ø 6mm probe L 17mm capillary pipe 1700mm |                 |         |



## fastening material

## screws

## hexagonal screws



|                    |  |                 |         |
|--------------------|--|-----------------|---------|
| <b>Part No.</b>    | 560086   | <b>Ref. No.</b> | 31A0560 |
| <b>description</b> | hexagonal screw thread M6 thread L 10mm SS WS 10 Qty 20 pcs DIN 933 / ISO 4017 |                 |         |

## miscellaneous



|                    |   |                 |         |
|--------------------|---|-----------------|---------|
| <b>Part No.</b>    | 514285  | <b>Ref. No.</b> | 3190040 |
| <b>description</b> | screw   |                 |         |
| <b>For models:</b> | 090GRG, 190GRG, FC101, FC1011E, FC1011G, FC101E, FC1221E, FC1221G, FC241, FC241E, FC241G, FC61, FC611E, FC611G, FC61E, FCV101, FCV101-CSA, FCV101DM, FCV101DM-CSA, FCV101DS, FCV101DS-CSA, FCV101E, FCV101EDM, FCV101EDM-UL, FCV101EDS, FCV101EDS-UL, FCV101E-UL, FCV141, FCV141-CSA, FCV141DM, FCV141DM-CSA, FCV141DS, FCV141DS-CSA, FCV141E, FCV141EDM, FCV141EDS, FCV241, FCV241DM, FCV241DS, FCV241E, FCV241EDM, FCV241EDM-UL, FCV241EDS, FCV241EDS-UL, FCV241E-UL, FCV241G, FCV241G-CSA, FCV241GDM, FCV241GDM-CSA, FCV241GDS...(Other models you can see in the webshop) |                 |         |



|                    |  |                 |         |
|--------------------|--|-----------------|---------|
| <b>Part No.</b>    | 691459   | <b>Ref. No.</b> | 3190020 |
| <b>description</b> | screw thread M6 L 10mm WS 14   |                 |         |
| <b>For models:</b> | FC101, FC1011E, FC1011G, FC101E, FC1221E, FC1221G, FC241, FC241E, FC241G, FC61, FC611E, FC611G, FC61E, FCV101, FCV101-CSA, FCV101DM, FCV101DM-CSA, FCV101DS, FCV101DS-CSA, FCV101E, FCV101EDM, FCV101EDM-UL, FCV101EDS, FCV101EDS-UL, FCV101E-UL, FCV141, FCV141-CSA, FCV141DM, FCV141DM-CSA, FCV141DS, FCV141DS-CSA, FCV141E, FCV141EDM, FCV141EDS, FCV241, FCV241DM, FCV241DS, FCV241E, FCV241EDM, FCV241EDM-UL, FCV241EDS, FCV241EDS-UL, FCV241E-UL, FCV241G, FCV241G-CSA, FCV241GDM, FCV241GDM-CSA, FCV241GDS, FCV241GDS-CSA, FCV3EM...(Other models you can see in the webshop) |                 |         |

## nuts

## hexagonal nuts

## hexagonal nuts inch thread



|                    |   |                 |         |
|--------------------|---|-----------------|---------|
| <b>Part No.</b>    | 511309  | <b>Ref. No.</b> | 33Q0240 |
| <b>description</b> | nut thread 1½" ø 66mm H 9mm WS 51 brass Qty 1 pcs |                 |         |
| <b>For models:</b> | L100, L40, L40S, L60, L80                         |                 |         |

## washers

## washers

## DIN 125A



|                    |   |                 |         |
|--------------------|---|-----------------|---------|
| <b>Part No.</b>    | 560312  | <b>Ref. No.</b> | 3120080 |
| <b>description</b> | plain washer ID ø 10.5mm ED ø 20mm thickness 2mm SS Qty 1 pcs DIN 125A for thread M10 |                 |         |



|                    |  |                 |         |
|--------------------|--|-----------------|---------|
| <b>Part No.</b>    | 560113   | <b>Ref. No.</b> | 3121480 |
| <b>description</b> | plain washer ID ø 6.4mm ED ø 12mm thickness 1.6mm SS Qty 20 pcs DIN 125A for thread M6 |                 |         |
| <b>For models:</b> | 030FE1, 30F1, 30FES2, 30FS2, 70F1, 70FE1, 70FES2, 70FES2B, 71F2, 71FE2, 91F210         |                 |         |

## miscellaneous



|                    |  |                 |         |
|--------------------|--|-----------------|---------|
| <b>Part No.</b>    | 506160   | <b>Ref. No.</b> | 3120050 |
| <b>description</b> | plain washer ID ø 8.6mm ED ø 16mm thickness 1.5mm SS Qty 1 pcs |                 |         |

## fasteners

## clamps

## hose clamps

## DIN 3017 - W2



|                    |  |                 |         |
|--------------------|--|-----------------|---------|
| <b>Part No.</b>    | 520111   | <b>Ref. No.</b> | 36E4320 |
| <b>description</b> | hose clamp ø 10-16mm width 9mm Qty 10 pcs DIN 3017 |                 |         |



## consumables

### fuses

#### fine fuses



1

|                    |   |                 |         |
|--------------------|---|-----------------|---------|
| <b>Part No.</b>    | 358668  | <b>Ref. No.</b> | 3201540 |
| <b>description</b> | fine fuse size $\phi$ 5x20mm 0.5A fast-acting rated 250V Qty 10 pcs   |                 |         |
| <b>For models:</b> | 04WFR3ED, 08WFR4ED, 08WGREV, 091FR3ED, 0A1FR1ED, 0A1FR3ED, 0D1FR1ED, 0D1FR3ED, 0G0FR3ED, 10CP1EA, 10CP1GA, 10CP1IA, 12CP1EA, 12CP1GA, 12CP1IA, 18CP2EA, 18CP2GA, 18CP2IA, 191FR4ED, 1A1FR2ED, 1A1FR4ED, 1D1FR2ED, 1D1FR4ED, 71RA, 91RA, FC101, FC101E, FC101G, FC101E, FC1221E, FC1221G, FC241, FC241E, FC241G, FC61, FC61E, FC61G, FC61E, FCV101, FCV101DM, FCV101DS, FCV101E, FCV101EDM, FCV101EDS, FCV141, FCV141DM, FCV141DS, FCV141E, FCV141EDM, FCV141EDS...(Other models you can see in the webshop) |                 |         |



1

|                    |   |                 |         |
|--------------------|---|-----------------|---------|
| <b>Part No.</b>    | 358671  | <b>Ref. No.</b> | 3200020 |
| <b>description</b> | fine fuse size $\phi$ 5x20mm 1A fast-acting rated 250V Qty 10 pcs |                 |         |

#### $\phi$ 10x38mm 500V



1

|                    |  |                 |         |
|--------------------|--|-----------------|---------|
| <b>Part No.</b>    | 358031   | <b>Ref. No.</b> | 32V6210 |
| <b>description</b> | fine fuse size $\phi$ 10x38mm 10A rated 500V type Gg fast-acting Qty 1 pcs   |                 |         |
| <b>For models:</b> | BX101E, BX101E-VERS.122013, BX122E, BX122E-VERS.122013, BX61E, BX61E-VERS.122013, BX82E, BX82E-VERS.122013, FC1011E, FC1221E, FC611E, FM1011E1, FM1011E1-VERS.2006, FM1011E2, FM1011E2-VERS.2006, FM1011E3, FM1011E3-VERS.2006, FM1221E1, FM1221E1-VERS.2006, FM1221E2, FM1221E2-VERS.2006, FM1221E3-VERS.2006, FM2011E2-VERS.2006, FM2011E3-VERS.2006, FM2021E1, FM2021E2, FM2021E2-VERS.2006, FM2021E3, FM2021E3-VERS.2006, FM611E1, FM611E1-VERS.2006, FM611E2, FM611E2-VERS.2006, FM611E3, FM611E3-VERS.2006, FM721E1, FM721E1-VERS.2006, FM721E2, FM721E2-VERS.2006, FM721E3, FM721E3-VERS.2006, FX101E1, FX101E1R, FX101E2, FX101E2C, FX101E2C-VERS.032014, FX101E2R, FX101E2R-VERS.032014, FX101E2-VERS.032014, FX101E3...(Other models you can see in the webshop) |                 |         |

tools, fastening materials, consumables

**GASTROPARTS.COM**



© 2020 Gastroparts Sp. J. All rights reserved.