



GASTROPARTS

Silanos

- [EN]** Equipment
- [DE]** Geräte
- [ES]** Aparatos
- [FR]** Équipement
- [IT]** Attrezzature
- [PL]** Urządzenia
- [RU]** Оборудование

✉ gastroparts@gastroparts.com

☎ +48 56 657 00 66

📘 fb.com/gastroparts.global

GASTROPARTS.COM



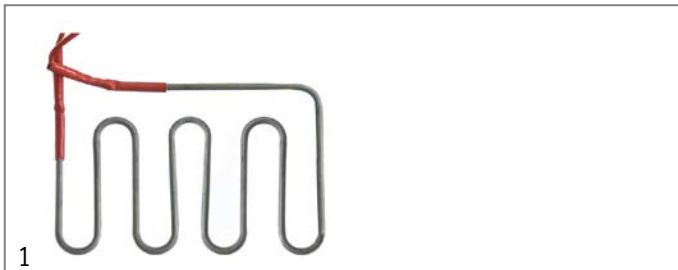


heating elements

heating elements for contact grills




Part No.	416179	Ref. No.	905670 905671
description	heating element 1000W 230V L 177mm W 183mm H 25mm W1 45mm W2 105mm connection length 25mm tube ø 6.3mm windings 3 connection M4 dry heating element		
For models:	PIASTRA-DOPPIA, PIASTRA-DOPPIA-1-2-LISCIA-SOTTO, PIASTRA-DOPPIA-LISCIA, PIASTRA-DOPPIA-LISCIA-SOTTO, PIASTRA-DOPPIA-RIGATA, PIASTRA-SINGOLA, PIASTRA-SINGOLA-1-2-LISCIA, PIASTRA-SINGOLA-LISCIA, PIASTRA-SINGOLA-RIGATA		



Part No.	416181	Ref. No.	905615
description	heating element 1200W 230V L 172mm W 270mm H 11mm tube ø 6.3mm connection M4 connection length 27mm dry heating element windings 4		
For models:	PIASTRA-MEDIA, PIASTRA-MEDIA-1-2-LISCIA, PIASTRA-MEDIA-LISCIA, PIASTRA-MEDIA-RIGATA		



Part No.	416182	Ref. No.	905635
description	heating element 1400W 230V L 180mm W 280mm H 55mm W1 50mm W2 190mm connection length 27mm tube ø 6.3mm windings 4 connection M4 dry heating element		
For models:	PIASTRA-MEDIA, PIASTRA-MEDIA-1-2-LISCIA, PIASTRA-MEDIA-LISCIA, PIASTRA-MEDIA-RIGATA		



Part No.	416178	Ref. No.	905650
description	heating element 750W 230V L 185mm W 180mm tube ø 6.3mm L1 95mm L2 90mm W1 155mm W2 25mm connection length 40mm cable length 530mm dry heating element		
For models:	PIASTRA-DOPPIA, PIASTRA-DOPPIA-1-2-LISCIA-SOTTO, PIASTRA-DOPPIA-LISCIA, PIASTRA-DOPPIA-LISCIA-SOTTO, PIASTRA-DOPPIA-RIGATA, PIASTRA-SINGOLA, PIASTRA-SINGOLA-1-2-LISCIA, PIASTRA-SINGOLA-LISCIA, PIASTRA-SINGOLA-RIGATA		

heating elements for rolling grills



Part No.	416184	Ref. No.	905712
description	heating element 170W 230V heating circuits 1 L 396mm connection cable lug ø5mm tube ø 8.5mm connection length 18mm dry heating element roller grill		
For models:	ROLLY-5S		



Part No.	416183	Ref. No.	905710
description	heating element 170W 230V heating circuits 1 L 470mm connection cable lug ø5mm tube ø 8.5mm dry heating element roller grill		
For models:	ROLLY-16, ROLLY-5, ROLLY-8		



Part No.	416185	Ref. No.	905711
description	heating element 170W 230V heating circuits 1 L 640mm connection male faston 7.3mm tube ø 8.5mm connection length 24mm dry heating element		
For models:	ROLLY-8L		

quartz heating elements



Part No.	418765	Ref. No.	905590
description	heating coil 1000W 230V		
For models:	F3, F6, FA3		



Part No.	419148	Ref. No.	907382
description	quartz heating element 500W 115V L 390mm ø 10mm connection eye		



Part No.	416020	Ref. No.	907380
description	quartz tube WV L 390mm ID ø 9mm ED ø 11mm		
For models:	F3, F6, FA3		

1 electric components





coil heating elements





Part No.	419164	Ref. No.	TR0360
description	heating element 1500W 230V L 345mm W 95mm thread 3/8" connection M6 connection length 46mm dishwasher dry heating element heating circuits 1 2 hole fixing		
For models:	LAVASTOVIGLIE-A-TRAIINO, LAVASTOVIGLIE-A-TRAIINO-T1650, LAVASTOVIGLIE-A-TRAIINO-T2000, LAVASTOVIGLIE-A-TRAIINO-T3000		




Part No.	416328	Ref. No.	TR0359
description	heating element 2000W 230V L 345mm W 96mm ϕ 26mm thread 3/8" connection M6 mounting distance 70mm connection length 45mm dry heating element heating circuits 1 2 hole fixing		
For models:	LAVASTOVIGLIE-A-NASTRO-N2500, LAVASTOVIGLIE-A-NASTRO-N3500, LAVASTOVIGLIE-A-NASTRO-N5000, LAVASTOVIGLIE-A-NASTRO-N6000, LAVASTOVIGLIE-A-NASTRO-N7500, LAVASTOVIGLIE-A-NASTRO-N9000, LAVASTOVIGLIE-A-TRAIINO, LAVASTOVIGLIE-A-TRAIINO-T1650, LAVASTOVIGLIE-A-TRAIINO-T2000, LAVASTOVIGLIE-A-TRAIINO-T3000		
spare parts for	416328		
	Part No.	521137	Ref. No. —
	flat gasket fibre ED ϕ 20mm ID ϕ 18mm thickness 1.5mm for thread 3/8" Qty 1 pcs		
accessories for	416328		
	Part No.	361183	Ref. No. —
	nut thread 3/8" H 6mm nickel-plated brass WS 20 Qty 1 pcs		

immersion heating elements


3 hole flange ϕ 38.5mm

Part No.	416263	Ref. No.	905492 905493 905496 905500
description	heating element 2600W 230V mounting ϕ 38.5mm heating circuits 1 L 293mm W 26mm H 26mm number of thermostat sleeves 1 thermostat sleeves ϕ 7mm length thermostat sleeves 260mm thermostat sleeve not clinging tube ϕ 6.3mm hole distance 57mm hole ϕ 10mm 3 hole flange connection male faston 6.3mm immersion heater		
For models:	020, 250, 400, 620, 627, 627PS, Ambra, F19, F19A, F22, F22A, F28A, GLB615-GIGA, R20, R20A, R23A, Rubinia, SVELTINA		
spare parts for	416263		
	Part No.	521120	Ref. No. 907981
	O-ring EPDM thickness 5.34mm ID ϕ 37.47mm Qty 1 pcs		
accessories for	416263		
	Part No.	532577	Ref. No. —
	O-ring EPDM thickness 5.34mm ID ϕ 40.65mm Qty 1 pcs		





Part No.	416264	Ref. No.	905521
description	heating element 3000W 230V hole distance 57mm		
For models:	024, 030, E40, F27A, GLB785-GIGA, GLB795-GIGA, R29A, V40		
accessories for	416264		
	Part No.	532577	Ref. No. —
	O-ring EPDM thickness 5.34mm ID ϕ 40.65mm Qty 1 pcs		



Part No.	420061	Ref. No.	905569
description	heating element 3500W 230V heating circuits 3 L 366mm W 35mm H 60mm L1 30mm L2 56mm L3 280mm H1 36mm H2 24mm hole distance 57mm hole ϕ 10mm tube ϕ 6.2mm connection male faston 6.3mm		
For models:	A670-TRONIC, N700F, N700FPS, N700F-PS		
accessories for	420061		
	Part No.	532577	Ref. No. —
	O-ring EPDM thickness 5.34mm ID ϕ 40.65mm Qty 1 pcs		



Part No.	416267	Ref. No.	905560
description	heating element 4500W 230V mounting ϕ 38.5mm heating circuits 3 L 358mm W 32mm H 58mm L1 36mm L2 72mm L3 250mm H1 28mm H2 30mm hole distance 57mm hole ϕ 10mm tube ϕ 6.3mm connection male faston 6.3mm immersion heater 3 hole flange		
For models:	600, 670-TRONIC, 700, 800, 900, E45, E50, GLS805-GIGA, GLS845-GIGA, GLS905-GIGA, GLS925-GIGA, LAVASTOVIGLIE-A-NASTRO-N2500, LAVASTOVIGLIE-A-NASTRO-N3500, LAVASTOVIGLIE-A-NASTRO-N5000, LAVASTOVIGLIE-A-NASTRO-N6000, LAVASTOVIGLIE-A-TRAIINO, LAVASTOVIGLIE-A-TRAIINO-T2000, LAVASTOVIGLIE-A-TRAIINO-T3000, N45, N50, N50-TRONIC-PDS-PBS, N700PS, N90, TS3700, V45, V50		
spare parts for	416267		
	Part No.	521120	Ref. No. 907981
	O-ring EPDM thickness 5.34mm ID ϕ 37.47mm Qty 1 pcs		
accessories for	416267		
	Part No.	532577	Ref. No. —
	O-ring EPDM thickness 5.34mm ID ϕ 40.65mm Qty 1 pcs		



Part No.	416268	Ref. No.	905570 905571
description	heating element 6000W 230V mounting \varnothing 38.5mm heating circuits 3 L 360mm W 34mm H 55mm L1 35mm L2 70mm L3 255mm H1 27mm H2 28mm hole distance 57mm hole \varnothing 10mm tube \varnothing 6.3mm connection male faston 6.3mm immersion heater 3 hole flange		
spare parts for	416268		
	Part No.	532577	Ref. No. —
	O-ring EPDM thickness 5.34mm ID \varnothing 40.65mm Qty 1 pcs		

Part No.	416269	Ref. No.	TR0335
description	heating element 8000W 230V mounting \varnothing 38.5mm heating circuits 3 L 545mm W 32mm H 60mm L1 38mm L2 55mm L3 447mm H1 27mm H2 33mm hole distance 57mm hole \varnothing 10mm tube \varnothing 6.3mm connection male faston 6.3mm immersion heater 3 hole flange		
For models:	LAVASTOVIGLIE-A-NASTRO-N5000, LAVASTOVIGLIE-A-NASTRO-N7500, LAVASTOVIGLIE-A-NASTRO-N9000, LAVASTOVIGLIE-A-TRAINO, LAVASTOVIGLIE-A-TRAINO-T1650, LAVASTOVIGLIE-A-TRAINO-T2000, LAVASTOVIGLIE-A-TRAINO-T3000, LP109, LP124, T1400, TS3700		
accessories for	416269		
	Part No.	532577	Ref. No. —
	O-ring EPDM thickness 5.34mm ID \varnothing 40.65mm Qty 1 pcs		

3 hole flange \varnothing 57.5mm

Part No.	418249	Ref. No.	905580 TR0342
description	heating element 10000W 230V mounting \varnothing 57.5mm heating circuits 3 L 512mm W 50mm H 33mm number of thermostat sleeves 1 thermostat sleeves \varnothing 8.5mm length thermostat sleeves 458mm thermostat sleeve eccentric, clinging tube \varnothing 6.3mm hole distance 70mm hole \varnothing 9mm connection length 30mm connection M4 3 hole flange immersion heater		

Part No.	418764	Ref. No.	TR0320 TR0341
description	heating element 9000W 230V mounting \varnothing 57.5mm heating circuits 3 L 510mm W 37mm H 50mm number of thermostat sleeves 1 thermostat sleeves \varnothing 7mm length thermostat sleeves 459mm thermostat sleeve upper tube \varnothing 8.5mm hole distance 72mm hole \varnothing 8mm connection M4 3 hole flange immersion heater		
For models:	1300S, LAVASTOVIGLIE-A-NASTRO-N2500, LAVASTOVIGLIE-A-NASTRO-N3500, LAVASTOVIGLIE-A-NASTRO-N5000, LAVASTOVIGLIE-A-NASTRO-N6000, LAVASTOVIGLIE-A-NASTRO-N7500, LAVASTOVIGLIE-A-NASTRO-N9000, LAVASTOVIGLIE-A-TRAINO, LAVASTOVIGLIE-A-TRAINO-T1650, LAVASTOVIGLIE-A-TRAINO-T2000, LAVASTOVIGLIE-A-TRAINO-T3000, LP67, LP67E, LP67E-TRONIC, LP84, TS3700		


Part No.	419138	Ref. No.	TR0331 TR0347
description	heating element 14000W 230V mounting \varnothing 57.5mm heating circuits 3 L 515mm W 37mm H 50mm number of thermostat sleeves 1 thermostat sleeves \varnothing 7.5mm length thermostat sleeves 450mm thermostat sleeve upper tube \varnothing 10mm hole distance 72mm hole \varnothing 8x10mm connection length 30mm connection M5 3 hole flange immersion heater		
For models:	T1400		
accessories for	419138		
	Part No.	510409	Ref. No. TR0115
	O-ring EPDM thickness 5.34mm ID \varnothing 56.52mm Qty 1 pcs		

Part No.	416265	Ref. No.	TR0340
description	heating element 6000W 400V mounting \varnothing 57.5mm heating circuits 3 L 324mm W 43mm H 34mm number of thermostat sleeves 1 thermostat sleeves \varnothing 7mm length thermostat sleeves 280mm thermostat sleeve clinging hole distance 73mm hole \varnothing 8mm connection length 20mm connection M4 3 hole flange immersion heater		
For models:	LP67, LP67E, LP67E-TRONIC, LP84		



with compression flange 50 x 26mm



Part No.	416209	Ref. No.	904957 905858
description	heating element 2000W 230V heating circuits 1 compression flange flange 50x26mm L 180mm W 90mm H 24mm L1 55mm L2 125mm W1 28mm W2 35mm connection male faston 6.3mm tube ø 8.5mm connection length 28mm immersion heater		
For models:	GLS905-GIGA, GLS925-GIGA, N45, N50, N50-TRONIC-PDS-PBS, N90		
accessories for	416209		
	Part No.	510387	Ref. No. —
	gasket L 46mm W 22mm ømm EPDM for heating element for flange 50x26mm		

with round flange ø57.5mm







Part No.	416266	Ref. No.	TR0330
description	heating element 12000W 230/400V heating circuits 3 mounting ø 57.5mm L 510mm W 37mm H 48mm connection M5 immersion heater thermostat sleeves ø 7mm number of thermostat sleeves 1 length thermostat sleeves 450mm thermostat sleeve eccentric, clinging		
For models:	LP109, LP124		

1





Part No.	416404	Ref. No.	905720
description	heating element 1000W 230V		
For models:	250, 400, Ambra, Rubinia		

1





Part No.	416259	Ref. No.	905771
description	heating element 1600W 230V heating circuits 1 L 275mm W 38mm H 28mm thread M10x1 mounting distance 27mm tube ø 7.1mm connection male faston 6.3mm 2 hole fixing connection length 26mm immersion heater		
For models:	O20, O24, O30, 620, 627, 627PS, E40, F19, F19A, F22, F22A, F27A, F28A, GLB615-GIGA, GLB785-GIGA, GLB795-GIGA, R20, R20A, R23A, R29A, SVELTINA, V40		
accessories for	416259		
	Part No.	510416	Ref. No. —
	flat gasket fibre ED ø 19mm ID ø 10.5mm thickness 1.5mm for thread M10 Qty 1 pcs		
	Part No.	510893	Ref. No. 904391
	O-ring EPDM thickness 2.62mm ID ø 9.92mm Qty 1 pcs		
	Part No.	520231	Ref. No. —
	nut thread M10x1 H 6mm WS 14 zinc-coated steel Qty 1 pcs		

accessories for	416259		
	Part No.	521129	Ref. No. —
	nut thread M10 H 6mm SS WS 17 Qty 1 pcs DIN/ISO DIN 439		






1

Part No.	417158	Ref. No.	905575 905747
description	heating element 2000W 230V heating circuits 1 L 355mm W 36mm H 40mm H1 14mm H2 26mm thread M10x1 mounting distance 30mm tube ø 6.25mm connection male faston 6.3mm immersion heater		
For models:	670-TRONIC, A670-TRONIC		
accessories for	417158		
	Part No.	510416	Ref. No. —
	flat gasket fibre ED ø 19mm ID ø 10.5mm thickness 1.5mm for thread M10 Qty 1 pcs		
	Part No.	510893	Ref. No. 904391
	O-ring EPDM thickness 2.62mm ID ø 9.92mm Qty 1 pcs		
	Part No.	520231	Ref. No. —
	nut thread M10x1 H 6mm WS 14 zinc-coated steel Qty 1 pcs		
	Part No.	521129	Ref. No. —
	nut thread M10 H 6mm SS WS 17 Qty 1 pcs DIN/ISO DIN 439		

1

Part No.	416260	Ref. No.	905745
description	heating element 2500W 230V heating circuits 1 L 357mm W 34mm H 39mm H1 4mm H2 35mm thread M10x1 mounting distance 28mm tube ø 6.3mm connection male faston 6.3mm 2 hole fixing immersion heater connection length 25mm		
For models:	E45, E50, N700F, N700FPS, N700F-PS, V45, V50		
accessories for	416260		
	Part No.	510416	Ref. No. —
	flat gasket fibre ED ø 19mm ID ø 10.5mm thickness 1.5mm for thread M10 Qty 1 pcs		
	Part No.	510893	Ref. No. 904391
	O-ring EPDM thickness 2.62mm ID ø 9.92mm Qty 1 pcs		
	Part No.	520231	Ref. No. —
	nut thread M10x1 H 6mm WS 14 zinc-coated steel Qty 1 pcs		
	Part No.	521129	Ref. No. —
	nut thread M10 H 6mm SS WS 17 Qty 1 pcs DIN/ISO DIN 439		






			
Part No.	416261	Ref. No.	905748
description	heating element 3000W 230V heating circuits 1 L 358mm W 32mm H 34mm H2 37mm thread M10x1 mounting distance 26mm tube ø 6.5mm connection male faston 6.3mm 2 hole fixing immersion heater		
For models:	1000, 1300S, 600, 700, 800, 900, E1000, GLS805-GIGA, GLS845-GIGA, GLS935-GIGA, GLS945-GIGA, GLS945S-GIGA, N1000-SILANOS, N1300, N700PS		
accessories for	416261		
	Part No.	510416	Ref. No. —
	flat gasket fibre ED ø 19mm ID ø 10.5mm thickness 1.5mm for thread M10 Qty 1 pcs		
	Part No.	510893	Ref. No. 904391
	O-ring EPDM thickness 2.62mm ID ø 9.92mm Qty 1 pcs		
	Part No.	520231	Ref. No. —
	nut thread M10x1 H 6mm WS 14 zinc-coated steel Qty 1 pcs		
	Part No.	521129	Ref. No. —
	nut thread M10 H 6mm SS WS 17 Qty 1 pcs DIN/ISO DIN 439		


thermostats


bi-metal thermostats

safety bi-metal thermostats


			
Part No.	390717	Ref. No.	907297
description	bi-metal safety thermostat hole distance 23.8mm switch-off temp. 110°C 1NC 1-pole 16A 250V connection F6.3 2 hole fixing mounting ø 18.3mm		


			
Part No.	390461	Ref. No.	907243
description	bi-metal safety thermostat hole distance 23.8mm switch-off temp. 95°C 1NC 1-pole 16A connection F6.3 2 hole fixing		
For models:	620		
accessories for	390461		
	Part No.	550388	Ref. No. —
	bracket for contact thermostat mounting distance 24.5mm mounting ø 3.8		

			
Part No.	375918	Ref. No.	907101
description	bi-metal safety thermostat hole distance 23.8mm switch-off temp. 300°C 1NC 1-pole 16A connection F6.3 thread M4		
For models:	F3, F6, FA3, FT600VTC, PIASTRA-DOPPIA, PIASTRA-DOPPIA-1-2-LISCIA-SOTTO, PIASTRA-DOPPIA-RIGATA, PIASTRA-MEDIA, PIASTRA-MEDIA-1-2-LISCIA, PIASTRA-MEDIA-LISCIA, PIASTRA-MEDIA-RIGATA, PIASTRA-SINGOLA, PIASTRA-SINGOLA-1-2-LISCIA, PIASTRA-SINGOLA-LISCIA, PIASTRA-SINGOLA-RIGATA		

			
Part No.	390318	Ref. No.	907245
description	bi-metal safety thermostat switch-off temp. 95°C 1-pole 2 hole fixing		
For models:	A670-TRONIC		

bi-metal thermostats

			
Part No.	391037	Ref. No.	907126
description	bi-metal thermostat hole distance 23.8mm switch-off temp. 42°C 1NC 1-pole 16A 250V connection F6.3 2 hole fixing		

			
Part No.	390763	Ref. No.	907244
description	bi-metal thermostat hole distance 23.8mm switch-off temp. 55°C 1NC 1-pole 16A 250V connection F6.3 2 hole fixing for tank		
For models:	620		



control and safety thermostats

EGO

control thermostats

55.10/19_ series



Part No.	375002	Ref. No.	907130 907132 908326
description	thermostat t.max. 320°C temperature range 55-320°C 1-pole 1NO 16A probe ø 3.1mm probe L 226mm capillary pipe 870mm capillary pipe isolated 850mm gland nut shaft L 23mm shaft position upper rotation 270°		
For models:	FT600VTC, PIASTRA-DOPPIA, PIASTRA-DOPPIA-1-2-LISCIA-SOTTO, PIASTRA-DOPPIA-LISCIA, PIASTRA-DOPPIA-LISCIA-SOTTO, PIASTRA-DOPPIA-RIGATA, PIASTRA-MEDIA, PIASTRA-MEDIA-1-2-LISCIA, PIASTRA-MEDIA-LISCIA, PIASTRA-MEDIA-RIGATA, PIASTRA-SINGOLA, PIASTRA-SINGOLA-1-2-LISCIA, PIASTRA-SINGOLA-LISCIA, PIASTRA-SINGOLA-RIGATA, ROLLY-16, ROLLY-5, ROLLY-5S, ROLLY-8, ROLLY-8L		

IMIT / TEMPOMATIC / ARTERMO

control thermostats




Part No.	390978 ¹	Ref. No.	TR0441
description	thermostat t.max. 210°C temperature range 40-210°C 1-pole 1CO 16A probe ø 5mm probe L 78mm capillary pipe 930mm capillary pipe isolatedmm gland nut shaft ø 6x4.6mm shaft L 20mm shaft position +135° rotation 270° outer switch probe thread probe material copper		
For models:	LAVASTOVIGLIE-A-NASTRO-N2500, LAVASTOVIGLIE-A-NASTRO-N3500, LAVASTOVIGLIE-A-NASTRO-N5000, LAVASTOVIGLIE-A-NASTRO-N6000, LAVASTOVIGLIE-A-NASTRO-N7500, LAVASTOVIGLIE-A-NASTRO-N9000, LAVASTOVIGLIE-A-TRAINO, LAVASTOVIGLIE-A-TRAINO-T1650, LAVASTOVIGLIE-A-TRAINO-T2000, LAVASTOVIGLIE-A-TRAINO-T3000		


¹incl. knob

	Part No.	390310	Ref. No.	907124
description	thermostat t.max. 85°C temperature range fixed 55°C 1-pole 1CO 16A probe ø 9.5mm probe L 37mm capillary pipe 600mm capillary pipe isolated 540mm gland nut shaft ømm shaft Lmm shaft position rotation° screw-in probe probe thread 3/8" probe material SS			
For models:	020, 024, 030, 600, 620, 627, 627PS, 700, 800, 900, E40, E45, E50, F19, F19A, F22, F22A, F27A, F28A, GLB615-GIGA, GLB785-GIGA, GLB795-GIGA, GLS805-GIGA, GLS845-GIGA, GLS905-GIGA, GLS925-GIGA, N45, N50, N50-TRONIC-PDS-PBS, N700F, N700FPS, N700F-PS, N700PS, N90, R20, R20A, R23A, R29A, SVELTINA, V40, V45, V50			
accessories for	390310			
	Part No.	506024	Ref. No.	902104
	nut thread 3/8" H 6mm SS WS 22 Qty 1 pcs			
	Part No.	529349	Ref. No.	—
	flat gasket FIBER ED ø 22mm ID ø 16.5mm thickness 2mm for thread 3/8" Qty 1 pcs			

	Part No.	390006	Ref. No.	907100 907110
description	thermostat t.max. 86°C temperature range 0-86°C 1-pole 1CO 16A probe ø 6.5mm probe L 95mm capillary pipe 1500mm capillary pipe isolatedmm gland nut shaft ø 6x4.6mm shaft L 19mm rotation 270°			
For models:	024, 030, 1000, 1300, 1300S, 250, 400, 600, 700, 800, 900, Ambra, E1000, E40, E45, E50, F19, F19A, F22, F22A, F27A, F28A, GLB785-GIGA, GLB795-GIGA, GLS935-GIGA, GLS945-GIGA, GLS945S-GIGA, LAVASTOVIGLIE-A-NASTRO-N2500, LAVASTOVIGLIE-A-NASTRO-N3500, LAVASTOVIGLIE-A-NASTRO-N5000, LAVASTOVIGLIE-A-NASTRO-N6000, LAVASTOVIGLIE-A-NASTRO-N7500, LAVASTOVIGLIE-A-NASTRO-N9000, LAVASTOVIGLIE-A-TRAINO, LAVASTOVIGLIE-A-TRAINO-T1650, LAVASTOVIGLIE-A-TRAINO-T2000, LAVASTOVIGLIE-A-TRAINO-T3000, N1000-SILANOS, N1300, N50, R20, R20A, R23A, R29A, Rubinia, SVELTINA, T1400, TS3700, V40, V45...(Other models you can see in the webshop)			
accessories for	390006			
	Part No.	110100	Ref. No.	903982
	knob thermostat t.max. 90°C 0-90°C ø 42mm shaft ø 6x4.6mm shaft flat -135° black			
	Part No.	110105	Ref. No.	—
	rosette knob ø 42mm ø 56mm zero mark			

1

Part No.	390683	Ref. No.	TR0440
description	thermostat t.max. 86°C temperature range 0-86°C 1-pole 1CO 16A probe ø 6.5mm probe L 98mm capillary pipe 1000mm capillary pipe isolated 960mm gland nut shaft ø 6x4.6mm shaft L 20mm shaft position +135° rotation 270° probe material copper		
For models:	020, 620, 627, 627PS, GLB615-GIGA, GLS805-GIGA, GLS845-GIGA, GLS905-GIGA, GLS925-GIGA, LP67E, LP67E-TRONIC, N45, N700F, N700FPS, N700F-PS, N700PS, N90, TS3700		
accessories for	390683		
	Part No.	110100	Ref. No. 903982
	knob thermostat t.max. 90°C 0-90°C ø 42mm shaft ø 6x4.6mm shaft flat -135° black		

safety thermostats




1

Part No.	390023	Ref. No.	907125
description	safety thermostat switch-off temp. 90-110°C 1-pole 16A probe ø 6.5mm probe L 90mm capillary pipe 1000mm capillary pipe isolatedmm gland nut probe		
For models:	020, 024, 030, 1000, 1300, 1300S, 600, 620, 627, 627PS, 670-TRONIC, 700, 800, 900, E1000, E40, E45, E50, F19, F19A, F22, F22A, F27A, F28A, GLB615-GIGA, GLB785-GIGA, GLB795-GIGA, GLS805-GIGA, GLS845-GIGA, GLS905-GIGA, GLS925-GIGA, GLS935-GIGA, GLS945-GIGA, GLS945S-GIGA, LAVASTOVIGLIE-A-NASTRO-N2500, LAVASTOVIGLIE-A-NASTRO-N3500, LAVASTOVIGLIE-A-NASTRO-N5000, LAVASTOVIGLIE-A-NASTRO-N6000, LAVASTOVIGLIE-A-NASTRO-N7500, LAVASTOVIGLIE-A-NASTRO-N9000, LAVASTOVIGLIE-A-TRAIINO, LAVASTOVIGLIE-A-TRAIINO-T1650, LAVASTOVIGLIE-A-TRAIINO-T2000, LAVASTOVIGLIE-A-TRAIINO-T3000, LP67E, LP67E-TRONIC, N1000-SILANOS, N1300, N45, N50...(Other models you can see in the webshop)		

various

safety thermostats

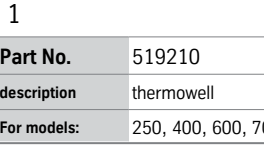


1

Part No.	390676	Ref. No.	907120
description	safety thermostat switch-off temp. 60°C 1-pole 1CO 16A probe ø 7mm probe L 100mm capillary pipe 1500mm		
For models:	1000, 1300, 1300S, 250, 400, 600, 700, Ambra, E1000, GLS935-GIGA, GLS945-GIGA, GLS945S-GIGA, N1000-SILANOS, N1300, Rubinia		

accessories

plunger sockets




1

Part No.	519210	Ref. No.	905190
description	thermowell		
For models:	250, 400, 600, 700, Ambra, Rubinia		





1

Part No.	519211	Ref. No.	905191 905192
description	thermowell thread 1/2" L 120mm single ø 6.5mm		
For models:	1000, 1300S, GLS935-GIGA, LAVASTOVIGLIE-A-TRAIINO, LAVASTOVIGLIE-A-TRAIINO-T2000, LAVASTOVIGLIE-A-TRAIINO-T3000		




1

Part No.	510986	Ref. No.	TR0298
description	thermowell thread 1/2" L 120mm SS double ø 6.5mm		
accessories for	510986		
	Part No.	361184	Ref. No. —
	nut thread 1/2" H 6mm nickel-plated brass WS 24 Qty 1 pcs		
	Part No.	521122	Ref. No. —
	flat gasket fibre ED ø 31mm ID ø 21.5mm thickness 2mm for thread 1/2" Qty 1 pcs		


switches and momentary switches

rocker/momentary rocker switches



30x22mm



1


Part No.	301003	Ref. No.	903610 903613 905310
description	rocker switch mounting measurements 30x22mm green 2NO 250V 16A illuminated 0-I connection male faston 6.3mm ambient temperature max. 125/55°C protection IP65		
For models:	250, Ambra, PIASTRA-SINGOLA-1-2-LISCIA, PIASTRA-SINGOLA-LISCIA, PIASTRA-SINGOLA-RIGATA, ROLLY-16, ROLLY-5, ROLLY-5S, ROLLY-8, ROLLY-8L		
accessories for	301003		
	Part No.	301036	Ref. No. —
	protective cover internal size 30x22mm for rocker switch mounting measurementsmm		




			
1			
Part No.	301001	Ref. No.	903612
description	rocker switch mounting measurements 30x22mm red 2NO 250V 16A illuminated 0-I connection male faston 6.3mm ambient temperature max. 125/55°C protection IP65		
For models:	VETRINA-R501L, VETRINA-R502L, VETRINA-R701L, VETRINA-R902L		
accessories for	301001		
		Part No.	301036
		Ref. No.	—
	protective cover internal size 30x22mm for rocker switch mounting measurementsmm		


push/momentary push switches


20.6x16.4mm


			
1			
Part No.	346573	Ref. No.	905339
description	push switch mounting ø 20.6x16.4mm yellow 2CO 250V 16A connection male faston 6.3mm ambient temperature max. 85°C protection IP40		


28.5x28.5mm


			
1			
Part No.	346028	Ref. No.	905332 905337
description	momentary push switch mounting measurements 28.5x28.5mm blue 1NO 230V 16A connection male faston 6.3mm ambient temperature max. 150°C protection IP40		
For models:	N50		


			
1			
Part No.	347982	Ref. No.	905338
description	momentary push switch mounting measurements 28.5x28.5mm yellow 1NO 250V 16A connection male faston 6.3mm ambient temperature max. 85°C protection IP44		

			
1			
Part No.	346571	Ref. No.	905333
description	push switch mounting measurements 28.5x28.5mm yellow 1NO 250V 16A connection male faston 6.3mm ambient temperature max. 150°C protection IP40		


			
1			
Part No.	346512	Ref. No.	905325 905328
description	push switch mounting measurements 28.5x28.5mm yellow 2CO 250V 16A connection male faston 6.3mm ambient temperature max. 85/125°C protection IP40		
For models:	Rubinia		

			
1			
Part No.	346866	Ref. No.	905324
description	momentary push switch mounting measurements 28.5x28.5mm yellow 2CO 250V 16A connection male faston 6.3mm ambient temperature max. 150/75°C protection IP40		

			
1			
Part No.	345588	Ref. No.	905326
description	push switch mounting measurements 28.5x28.5mm yellow 1CO 250V 16A connection male faston 6.3mm ambient temperature max. 85/125°C protection IP40		
For models:	024, 030, 1000, 600, 700, 800, 900, E40, E45, E50, F19, F19A, F22, F22A, F27A, F28A, GLB785-GIGA, GLB795-GIGA, GLS935-GIGA, R20, R20A, R23A, R29A, SVELTINA, V40, V45, V50		

			
1			
Part No.	345589	Ref. No.	905348
description	push switch mounting measurements 28.5x28.5mm yellow 2CO 250V 16A connection male faston 6.3mm ambient temperature max. 85/125°C protection IP40		
For models:	700		

28.5x77.5mm

			
1			
Part No.	345590	Ref. No.	905327
description	switch combination latching mounting measurements 28.5x77.5mm orange/green/yellow 1NO/indicator light/indicator light 250V 16A connection male faston 6.3mm ambient temperature max. 85°C protection IP40		
For models:	1000, 1300, 1300S, 400, GLS935-GIGA		



accessories

push buttons

1

Part No.	348239	Ref. No.	905346
description	push button for dishwasher shaft 3.7x3.7mm blue ED ø 21mm ID ø 19mm		


element holders

1

Part No.	348240	Ref. No.	905341
description	element holder ø 23.5mm ID ø 21.5mm silver		
For models:	PIASTRA-DOPPIA, PIASTRA-MEDIA, PIASTRA-SINGOLA		


system switches (ROLD)

1




Part No.	345627	Ref. No.	909361
description	element holder mounting measurements 20.6x16.4mm black arched for push buttons 13x17mm		

1



Part No.	345537	Ref. No.	909036 909146
description	element holder mounting measurements 20.6x16.4mm grey arched for push buttons 13x17mm		
For models:	620, 627, 627PS		

1



Part No.	346498	Ref. No.	905307
description	element holder mounting measurements 28.5x28.5mm black single element holder		
For models:	020, E1000, GLB615-GIGA, GLS805-GIGA, GLS845-GIGA, GLS905-GIGA, GLS925-GIGA, N45, N700F, N700FPS, N700F-PS, N700PS, N90		



1

Part No.	345604	Ref. No.	905309
description	element holder single mounting measurements 28.5x28.5mm black for push buttons 23x23mm		
For models:	GLS945-GIGA, GLS945S-GIGA, N1000-SILANOS, N1300		



1

Part No.	301104	Ref. No.	905312
description	momentary switch unit 1NO 250V 16A connection male faston 6.3mm		
For models:	020, 620, 627, 627PS, GLB615-GIGA, GLS805-GIGA, GLS845-GIGA, GLS905-GIGA, GLS925-GIGA, N45, N700F, N700FPS, N700F-PS, N700PS, N90		



1

Part No.	345130	Ref. No.	905342
description	momentary switch unit 1NO 250V 16A connection male faston 6.3mm		



1

Part No.	345606	Ref. No.	905319
description	momentary switch unit 2CO 250V 16A connection male faston 6.3mm		
For models:	627, 627PS		



1

Part No.	345650	Ref. No.	905313
description	momentary switch unit 2CO 250V 16A connection male faston 6.3mm		
For models:	620, 627, 627PS, GLS945-GIGA, N1000-SILANOS, N700FPS, N700F-PS		



1

Part No.	348239	Ref. No.	905346
description	push button for dishwasher shaft 3.7x3.7mm blue ED ø 21mm ID ø 19mm		

2



Part No.	347850	Ref. No.	905306
description	push button ø 21mm dark blue		

1



Part No.	347439	Ref. No.	905305 905311
description	push button ø 23mm shaft 3.7x3.7mm yellow		
For models:	020, E1000, GLB615-GIGA, GLS805-GIGA, GLS845-GIGA, GLS905-GIGA, GLS925-GIGA, N45, N700F, N700FPS, N700F-PS, N700PS, N90		

1



Part No.	345621	Ref. No.	909362
description	push button size 17x13mm black		

1



Part No.	345539	Ref. No.	909035 909145
description	push button size 17x13mm grey		
For models:	620, 627, 627PS		

1



Part No.	345719	Ref. No.	905343 905364
description	switch 1CO 250V 16A connection male faston 6.3mm		

1



Part No.	347100	Ref. No.	905317
description	switch 1CO 250V 16A connection male faston 6.3mm		
For models:	620, GLS945-GIGA, N1000-SILANOS, N700FPS, N700F-PS, N700PS		

1



Part No.	345605	Ref. No.	905365
description	switch 2CO 250V 16A connection male faston 6.3mm		

1



Part No.	345651	Ref. No.	905314 905318
description	switch 2CO 250V 16A connection male faston 6.3mm		
For models:	020, E1000, GLB615-GIGA, GLS805-GIGA, GLS845-GIGA, GLS905-GIGA, GLS925-GIGA, GLS945S-GIGA, N1300, N45, N700F, N700PS, N90		

1



Part No.	347504	Ref. No.	905371
description	switch 2CO 250V 16A connection male faston 6.3mm		


1

Part No.	348238	Ref. No.	905447
description	switch 2NO 250V 16A connection male faston 6.3mm type SA		



cam switches

on/off



1

Part No.	300129	Ref. No.	901727
description	cam switch 2 operating positions 2NO sequence 0-1 16A shaft \varnothing 6x4.6mm shaft L 23mm connection male faston 6.3mm ceramic		
For models:	FT600VTC, PIASTRA-DOPPIA-1-2-LISCIA-SOTTO, PIASTRA-DOPPIA-LISCIA, PIASTRA-DOPPIA-LISCIA-SOTTO, PIASTRA-DOPPIA-RIGATA, PIASTRA-MEDIA-1-2-LISCIA, PIASTRA-MEDIA-LISCIA, PIASTRA-MEDIA-RIGATA		

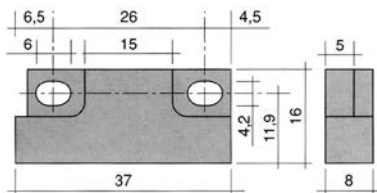
1

Part No.	345600	Ref. No.	909105 909106 TR0666
description	magnetic switch L 37mm W 16mm 1NO 250V 0.2A P max. 50W connection cable cable length 960mm		
For models:	1000, 1300, 1300S, E1000, GLS935-GIGA, GLS945-GIGA, GLS945S-GIGA, N1000-SILANOS, N1300		
accessories for	345600		

Part No.	519049	Ref. No.	903651 908706 TR0220
description	magnet \varnothing mm L 63mm H 10.7mm W 18.8mm hole distance 52mm M2 hole \varnothing 2mm		

magnetic switches

37x16mm



1

Part No.	345341	Ref. No.	909118 909290
description	magnetic switch L 37mm W 16mm 1NO 250V 0.04A P max. 10W connection cable cable length 1960mm		
For models:	N50-TRONIC-PDS-PBS		

M10x0.75

1

Part No.	347936 ¹	Ref. No.	909053 909054
description	magnetic switch thread M10x0.75 1NO 230V 0.04A P max. 10W connection Faston 6.3mm cable length 1100mm		
For models:	670-TRONIC, N700FPS, N700F-PS		

¹with coded connector

1

Part No.	347540	Ref. No.	909289
description	magnetic switch L 37mm W 16mm 1NO 250V 0.04A P max. 10W connection male faston 6.3mm cable length 370mm		
For models:	020, 620		

1


Part No.	345632	Ref. No.	TR0309
description	magnetic switch thread M10x0.75 1NO 250V 0.5A P max. 50W connection cable cable length 2000mm type 102		
For models:	024, 030, 600, 620, 627, 627PS, 700, 800, 900, E40, E45, E50, F19, F19A, F22, F22A, F27A, F28A, GLB615-GIGA, GLB785-GIGA, GLB795-GIGA, GLS805-GIGA, GLS845-GIGA, GLS905-GIGA, GLS925-GIGA, LAVASTOVIGLIE-A-NASTRO-N2500, LAVASTOVIGLIE-A-NASTRO-N3500, LAVASTOVIGLIE-A-NASTRO-N5000, LAVASTOVIGLIE-A-NASTRO-N6000, LAVASTOVIGLIE-A-NASTRO-N7500, LAVASTOVIGLIE-A-NASTRO-N9000, LAVASTOVIGLIE-A-TRAINO, LAVASTOVIGLIE-A-TRAINO-T1650, LAVASTOVIGLIE-A-TRAINO-T2000, LAVASTOVIGLIE-A-TRAINO-T3000, LP109, LP109V, LP124, LP67, LP67E, LP67E-TRONIC, LP67V, LP84, N45, N50, N700F, N700PS, N90, R20, R20A...(Other models you can see in the webshop)		
accessories for	345632		


Part No.	100779	Ref. No.	—
description	nut thread M10x0.75 H 3mm WS 14 SS Qty 2 pcs		



accessories

magnets



Part No.	519049	Ref. No.	903651 908706 TR0220
description	magnet ømm L 63mm H 10.7mm W 18.8mm hole distance 52mm M2 hole ø 2mm		
For models:	020, 024, 030, 1000, 1300, 1300S, 400, 600, 620, 627, 627PS, 670-TRONIC, 700, 800, 900, A670-TRONIC, E1000, E40, E45, E50, F19, F19A, F22, F22A, F27A, F28A, GLB615-GIGA, GLB785-GIGA, GLB795-GIGA, GLS805-GIGA, GLS845-GIGA, GLS905-GIGA, GLS925-GIGA, GLS935-GIGA, GLS945-GIGA, GLS945S-GIGA, LAVASTOVIGLIE-A-NASTRO-N2500, LAVASTOVIGLIE-A-NASTRO-N3500, LAVASTOVIGLIE-A-NASTRO-N5000, LAVASTOVIGLIE-A-NASTRO-N6000, LAVASTOVIGLIE-A-NASTRO-N7500, LAVASTOVIGLIE-A-NASTRO-N9000, LAVASTOVIGLIE-A-TRAINO, LAVASTOVIGLIE-A-TRAINO-T1650, LAVASTOVIGLIE-A-TRAINO-T2000, LAVASTOVIGLIE-A-TRAINO-T3000, LP109, LP124, LP67, LP67E... (Other models you can see in the webshop)		
accessories for	519049		
	Part No.	560095	Ref. No. —
	sheet metal screws ø 2.9mm L 9.5mm SS Qty 20 pcs DIN 7981/ISO 7049 head ø 5.6mm oval head		



Part No.	348133	Ref. No.	906210
description	rotary selector mounting measurements ø22mm 2NO complete sequence 0-1-2		
For models:	1300, 1300S, N1300		

TELEMECANIQUE (EFA)

XA2 series

push buttons



Part No.	345595	Ref. No.	TR0232
description	button mounting measurements ø22mm green		
For models:	LP109, LP124, LP67, LP84		



Part No.	345594	Ref. No.	TR0304
description	button mounting measurements ø22mm red		
For models:	LP109, LP124, LP67, LP84		



Part No.	345220	Ref. No.	907047 907049
description	contact block EFA ZB2BE101 1NO max 230V 10(6)A black		
For models:	LP109, LP109V, LP124, LP67, LP67V, LP84		



Part No.	345221	Ref. No.	907048
description	contact block EFA ZB2BE102 1NC max 230V 10(6)A black		

control equipment

ELFIN


switches (complete)




Part No.	347849	Ref. No.	TR0261 TR0351
description	momentary push switch mounting measurements ø22mm 1NC complete red		
For models:	LAVASTOVIGLIE-A-NASTRO-N2500, LAVASTOVIGLIE-A-NASTRO-N3500, LAVASTOVIGLIE-A-NASTRO-N5000, LAVASTOVIGLIE-A-NASTRO-N6000, LAVASTOVIGLIE-A-NASTRO-N7500, LAVASTOVIGLIE-A-NASTRO-N9000, LAVASTOVIGLIE-A-TRAINO, LAVASTOVIGLIE-A-TRAINO-T1650, LAVASTOVIGLIE-A-TRAINO-T2000, LAVASTOVIGLIE-A-TRAINO-T3000		





signal element

			
1			
Part No.	345596	Ref. No.	TR0230
description	signal element mounting measurements ø22mm yellow		
For models:	LP109, LP124, LP67, LP84		


switches (complete)


			
1			
Part No.	345592	Ref. No.	906210 old
description	rotary selector mounting measurements ø22mm 1NC/1NO complete sequence 0-1-2		

			
1			
Part No.	345593	Ref. No.	TR0850
description	rotary selector mounting measurements ø22mm 2NO complete		
For models:	GLS945S-GIGA, LP109, LP124, LP67, LP67E, LP84, N1300, TS3700		


			
1			
Part No.	345591	Ref. No.	TR0310
description	rotary selector mounting measurements ø22mm complete		
For models:	LAVASTOVIGLIE-A-NASTRO-N2500, LAVASTOVIGLIE-A-NASTRO-N3500, LAVASTOVIGLIE-A-NASTRO-N5000, LAVASTOVIGLIE-A-NASTRO-N6000, LAVASTOVIGLIE-A-NASTRO-N7500, LAVASTOVIGLIE-A-NASTRO-N9000, LAVASTOVIGLIE-A-TRAINO, LAVASTOVIGLIE-A-TRAINO-T1650, LAVASTOVIGLIE-A-TRAINO-T2000, LAVASTOVIGLIE-A-TRAINO-T3000, LP109, LP124, LP67, LP67E, LP84, T1400		


XB2 series

			
1			
Part No.	345220	Ref. No.	907047 907049
description	contact block EFA ZB2BE101 1NO max 230V 10(6)A black		
For models:	LP109, LP109V, LP124, LP67, LP67V, LP84		

			
1			
Part No.	345221	Ref. No.	907048
description	contact block EFA ZB2BE102 1NC max 230V 10(6)A black		


miscellaneous


			
1			
Part No.	347935	Ref. No.	TR0328
description	emergency stop switch mounting measurements ø22mm red L 55mm		
For models:	LAVASTOVIGLIE-A-NASTRO-N2500, LAVASTOVIGLIE-A-NASTRO-N3500, LAVASTOVIGLIE-A-NASTRO-N5000, LAVASTOVIGLIE-A-NASTRO-N6000, LAVASTOVIGLIE-A-NASTRO-N7500, LAVASTOVIGLIE-A-NASTRO-N9000, LAVASTOVIGLIE-A-TRAINO, LAVASTOVIGLIE-A-TRAINO-T1650, LAVASTOVIGLIE-A-TRAINO-T2000, LAVASTOVIGLIE-A-TRAINO-T3000, TS3700		

			
1			
Part No.	347593	Ref. No.	909090
description	rotary selector mounting measurements ø22mm green sequence 0-1 2NO 10A complete		
For models:	TS3700		

lamps

indicator lights

indicator lamps for socket type SRZ / SDK / SDY / SFK			
			
1			
Part No.	359130	Ref. No.	903645
description	indicator lamp 230V clear connection male faston 6.3mm ø 8mm		
For models:	GLS905-GIGA, GLS925-GIGA, N45, N90		

			
1			
Part No.	359132	Ref. No.	903633
description	indicator lamp green 250V connection male faston 6.3mm protection IP54 ambient temperature max. 85°C		
For models:	GLS905-GIGA, GLS925-GIGA, N45, N90		



indicator lights (complete)

ø 6mm



1

Part No.	359004	Ref. No.	903648
description	indicator light ø 6mm 230V green cable length 400mm temp.-resist. 106°C		



1

Part No.	359005	Ref. No.	903644
description	indicator light ø 6mm 230V yellow cable length 400mm		

ø 9mm



1

Part No.	359136	Ref. No.	903647
description	indicator light ø 9mm 230V green connection male faston 6.3mm temp.-resist. 120°C		
For models:	620		



1

Part No.	345597	Ref. No.	903632 903643
description	indicator light ø 9mm 400V green connection male faston 6.3mm temp.-resist. 85°C		
For models:	020, 024, 030, 600, 620, 627, 627PS, 700, 800, 900, E1000, E40, E45, E50, F19, F19A, F22, F22A, F27A, F28A, GLB615-GIGA, GLB785-GIGA, GLB795-GIGA, GLS805-GIGA, GLS845-GIGA, GLS945-GIGA, GLS945S-GIGA, N1000-SILANOS, N1300, N50, N700F, N700FPS, N700F-PS, N700PS, R20, R20A, R23A, R29A, SVELTINA, V40, V45, V50		



1

Part No.	345598	Ref. No.	903629 903642
description	indicator light ø 9mm 400V yellow connection male faston 6.3mm temp.-resist. 85°C		
For models:	020, 024, 030, 1000, 600, 620, 627, 627PS, 700, 800, 900, E1000, E40, E45, E50, F19, F19A, F22, F22A, F27A, F28A, GLB615-GIGA, GLB785-GIGA, GLB795-GIGA, GLS805-GIGA, GLS845-GIGA, GLS935-GIGA, GLS945-GIGA, GLS945S-GIGA, N1000-SILANOS, N1300, N700F, N700FPS, N700F-PS, N700PS, PIASTRA-DOPPIA, PIASTRA-MEDIA, PIASTRA-SINGOLA, R20, R20A, R23A, R29A, ROLLY-16, ROLLY-5, ROLLY-5S, ROLLY-8, ROLLY-8L, Rubinia, SVELTINA, V40...(Other models you can see in the webshop)		

1

Part No.	360766	Ref. No.	903688
description	indicator light ø 8.5mm green 250V connection male faston 6.3mm cable length 270mm temp.-resist. 120°C		

1

Part No.	360765	Ref. No.	903686
description	indicator light ø 8.5mm yellow 250V connection male faston 6.3mm cable length 260/400mm temp.-resist. 90°C		

1

Part No.	360767	Ref. No.	903685
description	indicator light ø 8.5mm yellow 250V connection male faston 6.3mm cable length 260mm temp.-resist. 120°C		

1

Part No.	360698	Ref. No.	903646
description	indicator light ø 9mm yellow 380-400V connection 2-wire cable length 200mm temp.-resist.°C		
For models:	620		

ø10mm

with plug-in socket



1

Part No.	359019	Ref. No.	903641
description	indicator light ø 10mm green 400V connection male faston 6.3mm Qty 1 pcs		
For models:	FT600VTC, PIASTRA-DOPPIA-1-2-LISCIA-SOTTO, PIASTRA-DOPPIA-LISCIA, PIASTRA-DOPPIA-LISCIA-SOTTO, PIASTRA-DOPPIA-RIGATA, PIASTRA-MEDIA-1-2-LISCIA, PIASTRA-MEDIA-LISCIA, PIASTRA-MEDIA-RIGATA		



1

Part No.	359034	Ref. No.	903640
description	indicator light ø 10mm yellow 400V connection male faston 6.3mm Qty 1 pcs		
For models:	FT600VTC, PIASTRA-DOPPIA-1-2-LISCIA-SOTTO, PIASTRA-DOPPIA-LISCIA, PIASTRA-DOPPIA-LISCIA-SOTTO, PIASTRA-DOPPIA-RIGATA, PIASTRA-MEDIA-1-2-LISCIA, PIASTRA-MEDIA-LISCIA, PIASTRA-MEDIA-RIGATA, PIASTRA-SINGOLA-1-2-LISCIA, PIASTRA-SINGOLA-LISCIA, PIASTRA-SINGOLA-RIGATA		



30x22mm



1

Part No.	359156	Ref. No.	903652
description	indicator light mounting measurements 30x22mm 230V yellow connection male faston 6.3mm temp.-resist. 125/55°C type RL2		
For models:	250, 600, 700, Ambra		

timers

programme timers



1

Part No.	360591	Ref. No.	908499
description	timer CDC 4904DV engines 2 chambers 4 operation time 6s / 3min 230V shaft ømm shaft Lmm motor type M48L ATS		




1

Part No.	360655	Ref. No.	907182
description	timer CDC 4904DV engines 2 chambers 4 operation time 6s/180s 230V		
For models:	1000, 600, 700, 800, 900, GLS805-GIGA, GLS845-GIGA, GLS905-GIGA, GLS925-GIGA, GLS935-GIGA, GLS945-GIGA, N1000-SILANOS, N45, N50, N700PS, N90, V45, V50		




1

Part No.	360231	Ref. No.	907172	
description	timer CDC 7803 engines 1 chambers 3 operation time 120s 230V shaft ømm shaft Lmm manif. no. 7803F1 / 360231 motor type M37RN			
For models:	024, 030, 400, E1000, E40, E45, E50, F19, F19A, F22, F22A, F27A, F28A, GLB615-GIGA, GLB785-GIGA, GLB795-GIGA, N700F, R20, R20A, R23A, R29A, Rubinia, SVELTINA, V40			
spare parts for	360231			
	Part No.	360119	Ref. No.	—
	motor CDC pinion ø 5.4mm teeth 12 230V turn direction right motor ø 37mm motor type M37RN for timer			



1

Part No.	360244	Ref. No.	907173	
description	timer CDC 7803 engines 1 chambers 3 operation time 20min 230V manif. no. 7803F1 / 907173 motor type M37RN			
For models:	400, F19A, F22A, F27A, F28A, R20A, R23A, R29A			
spare parts for	360244			
	Part No.	360119	Ref. No.	—
	motor CDC pinion ø 5.4mm teeth 12 230V turn direction right motor ø 37mm motor type M37RN for timer			





1


Part No.	360637	Ref. No.	907180
description	timer CDC 7803F1 engines 1 chambers 3 operation time 180s 230V 50Hz		
For models:	N700F, N700FPS, N700F-PS		









1




Part No.	360215	Ref. No.	907183	
description	timer CDC 7805DV engines 2 chambers 5 operation time 6s / 3min 230V shaft ømm shaft Lmm motor type M37RN/M37LN			
For models:	1300, 1300S, GLS945S-GIGA, N1300			
spare parts for	360215			
	Part No.	360119	Ref. No.	—
	motor CDC pinion ø 5.4mm teeth 12 230V turn direction right motor ø 37mm motor type M37RN for timer			
	Part No.	360131	Ref. No.	—
	motor CDC pinion ø 5.4mm teeth 12 230V turn direction left motor ø 37mm motor type M37LN for timer			






			
1			
Part No.	360711	Ref. No.	TR0326
description	timer CDC engines 2 chambers 5 operation time 6s / 9min 24V		
For models:	LP67E		




			
1			
Part No.	360353	Ref. No.	907161
description	timer FIBER P25 engines 2 chambers 4 operation time 6s / 2min 230V shaft 48mm shaft Lmm manuf. no. P255J04JDL6 motor type M51BJ0R6400 / M51BJ0L6400		
spare parts for	360353		
	Part No.	360673	Ref. No. —
	Part No.	360674	Ref. No. —

			
1			
Part No.	360234	Ref. No.	907182 (old version)
description	timer FIBER P25 engines 2 chambers 4 operation time 6s / 3min 230V shaft 48mm shaft Lmm manuf. no. P255J04JBC7 motor type M51BJ0R6400 / M51BJ0L6400		
spare parts for	360234		
	Part No.	360673	Ref. No. —
	Part No.	360674	Ref. No. —

			
1			
Part No.	360233	Ref. No.	907183 (old version)
description	timer FIBER P25 engines 2 chambers 5 operation time 6s / 3min 230V shaft 48mm shaft Lmm manuf. no. P255J05JBA9 motor type M51BJ0R6400 / M51BJ0L6400		
spare parts for	360233		
	Part No.	360673	Ref. No. —
	Part No.	360674	Ref. No. —

			
1			
Part No.	360232	Ref. No.	907191
description	timer FIBER P25 engines 2 chambers 5 operation time 6s / 9min 24V shaft 48mm shaft Lmm manuf. no. P255205KEF0 motor type M51B20R6400 / M51B20L6400 voltage AC		
For models:	LP109, LP109V, LP124, LP67, LP67V, LP84		
spare parts for	360232		
	Part No.	360675	Ref. No. —
	Part No.	360676	Ref. No. —

mechanical timers

			
1			
Part No.	350032	Ref. No.	907055
description	timer M2 2-pole operation time 15min impulse mechanical 2NO at 250V 16A permanent position no shaft 6x4.6mm shaft 6x4.6mm shaft L 18mm mounting distance 28mm connection rear		
For models:	F3, F6, FA3		
accessories for	350032		
	Part No.	110366	Ref. No. —
	Part No.	110371	Ref. No. —



contactors

GENERAL ELECTRIC (AEG)

power contactors



1

Part No.	380239	Ref. No.	907041
description	power contactor resistive load 20A 230VAC (AC3/400V) 8.4A/4kW main contacts 3NO auxiliary contacts 1NC connection screw connection type LS05 01A type AEG LS05 01A type GE MC1A 301A		
For models:	1000, 600, 700, 800, 900, E45, E50, LP67E, LP67E-TRONIC, T1400, TS3700, V45, V50		



1

Part No.	380718	Ref. No.	TR0373
description	power contactor resistive load 32A 230VAC (AC3/400V) 18A/7.5kW main contacts 3NO auxiliary contacts 1NO connection screw connection type BF1810A230		
For models:	LAVASTOVIGLIE-A-NASTRO-N2500, LAVASTOVIGLIE-A-NASTRO-N3500, LAVASTOVIGLIE-A-NASTRO-N5000, LAVASTOVIGLIE-A-NASTRO-N6000, LAVASTOVIGLIE-A-NASTRO-N7500, LAVASTOVIGLIE-A-NASTRO-N9000, LAVASTOVIGLIE-A-TRAIÑO, LAVASTOVIGLIE-A-TRAIÑO-T1650, LAVASTOVIGLIE-A-TRAIÑO-T2000, LAVASTOVIGLIE-A-TRAIÑO-T3000, LP67E, LP67E-TRONIC, T1400		

ISKRA (FANAL)

power contactors



1

Part No.	380212	Ref. No.	907096
description	power contactor resistive load 20A 230VAC (AC3/400V) 8.5A/5.5kW main contacts 3NO auxiliary contacts 1NC connection screw connection type Fanal K07M 01 type ISKRA DSL7 01		

SIEMENS

power contactors



1


Part No.	380389	Ref. No.	907095
description	power contactor resistive load 22A 230VAC (AC3/400V) 9A/4kW main contacts 3NO auxiliary contacts 1NO connection screw connection type 3RT10-16-1AP01		
For models:	670-TRONIC, GLS805-GIGA, GLS845-GIGA, GLS905-GIGA, GLS925-GIGA, GLS945-GIGA, GLS945S-GIGA, N1000-SILANOS, N1300, N45, N50, N50-TRONIC-PDS-PBS, N700F, N700FPS, N700F-PS, N700PS, N90		

LOVATO

power contactors



1

Part No.	380705	Ref. No.	907045 907190
description	power contactor resistive load 20A 230VAC (AC3/400V) 9A/4kW main contacts 3NO auxiliary contacts 1NO connection screw connection type 11BG0910A230		
For models:	250, Ambra, E1000		
accessories for	380705		
	Part No.	380057	Ref. No. —
	auxiliary contact contacts 1NO/1NC AC1 10A for contactors BG series connection screw type BGX1011		

TELEMECANIQUE (Schneider Electric)


power contactors




1

Part No.	380479	Ref. No.	907050
description	power contactor resistive load 25A 230VAC (AC3/400V) 9A/4kW main contacts 3NO auxiliary contacts 1NO/1NC connection screw connection type LC1D09P7		
For models:	LP109, LP124, LP67, LP84		




			
1			
Part No.	380617	Ref. No.	907043
description	power contactor resistive load 25A 24VAC (AC3/400V) 9A/4kW main contacts 3NO auxiliary contacts 1NO/1NC connection screw connection type LC1D09B7		
For models:	1000, 1300, 1300S, 600, 700, GLS935-GIGA		


			
1			
Part No.	380687	Ref. No.	905486
description	power relays FINDER 230VAC 30A 2NO connection F6.3 bracket mounting manuf. no. 66.82.8.230.0300		
For models:	GLS905-GIGA, GLS925-GIGA, N45, N700PS, N90		

relays


power relays

with bracket mounting

			
1			
Part No.	380139	Ref. No.	905476
description	power relays FINDER 230VAC 16A 2CO connection F6.3 bracket mounting dimensions 68x38.2x35.8mm manuf. no. 62.82.8.230.0000		
For models:	1000, 1300, 1300S, E1000, GLS805-GIGA, GLS845-GIGA, GLS935-GIGA, GLS945-GIGA, GLS945S-GIGA, N1000-SILANOS, N1300, N50, N700F, N700FPS, N700F-PS		

			
1			
Part No.	380403	Ref. No.	905474 905475 905479
description	power relays FINDER 230VAC 16A 3CO connection F6.3 bracket mounting manuf. no. 62.83.8.230.0500		
For models:	024, 030, 1000, 1300, 1300S, 600, 700, 800, 900, E1000, E40, E45, E50, F19, F19A, F22, F22A, F27A, F28A, GLB615-GIGA, GLB785-GIGA, GLB795-GIGA, GLS935-GIGA, GLS945-GIGA, GLS945S-GIGA, LP109, LP109V, LP124, LP67, LP67V, LP84, N1000-SILANOS, N1300, N50, R20, R20A, R23A, R29A, Rubinia, SVELTINA, V40, V45, V50		


plug-in/print relays

			
1			
Part No.	381438	Ref. No.	905478
description	print relay 230VAC 2CO at 250V 8A with socket REIPOL PI-50BE/3-R		

transformers

open transformers

with clamp terminal

			
1			
Part No.	400914	Ref. No.	TR0410
description	transformer primary 0-230/400/440 secondary 0-24/28V 160VA secondary 6.3A connection screw 50/60Hz		
For models:	LP109, LP109V, LP124, LP67, LP67E, LP67E-TRONIC, LP67V, LP84		



electronic controllers

EVCO - EVERY CONTROL

electronic thermometers

built-in version



1

Part No.	379900	Ref. No.	TR0402
description	thermometer EVERY CONTROL type TM103T N4 mounting measurements 58x25.5mm 24V voltage AC -40 up to +110°C measuring input NTC display 2½ digit front measurements 31x64mm protection IP54 accuracy 1%		
For models:	LAVASTOVIGLIE-A-NASTRO-N2500, LAVASTOVIGLIE-A-NASTRO-N3500, LAVASTOVIGLIE-A-NASTRO-N5000, LAVASTOVIGLIE-A-NASTRO-N6000, LAVASTOVIGLIE-A-NASTRO-N7500, LAVASTOVIGLIE-A-NASTRO-N9000, LAVASTOVIGLIE-A-TRAINO, LAVASTOVIGLIE-A-TRAINO-T1650, LAVASTOVIGLIE-A-TRAINO-T2000, LAVASTOVIGLIE-A-TRAINO-T3000, LP109, LP124, LP67, LP67E, LP84, TS3700		

probes

producer-specific probes

probes



1

Part No.	378332	Ref. No.	909025
description	temperature probe NTC 10kOhm cable silicone probe -40 up to +110°C cable -50 up to +180°C connection 2-wire thread probe ø6x50mm cable length 2.5m		



1

Part No.	378331	Ref. No.	909364
description	temperature probe NTC cable silicone probe -40 up to +110°C cable -50 up to +180°C connection coded plug thread probe ø6x50mm cable length 2m		
For models:	A670-TRONIC		


electronics

PCBs




1

Part No.	403746	Ref. No.	907214
description	control PCB dishwasher LVR40/N600-700/S050/SXG50 L 110mm W 35mm		



1

Part No.	401916	Ref. No.	909349
description	control PCB L 120mm W 120mm		




1

Part No.	401041	Ref. No.	909022
description	keypad PCB		

1

Part No.	401807	Ref. No.	909030
description	keypad PCB		
For models:	N50-TRONIC-PDS-PBS		



1

Part No.	403047	Ref. No.	909029
description	keypad PCB buttons 6		



1

Part No.	403212	Ref. No.	909350
description	keypad PCB dishwasher GDW1001/A670		
For models:	A670-TRONIC		



1

Part No.	401027	Ref. No.	909028
description	PCB		



1

Part No.	402153	Ref. No.	909020
description	PCB		



1

Part No.	403559	Ref. No.	907258
description	PCB dishwasher		



1

Part No.	402916	Ref. No.	909024
description	PCB dishwasher 670 TRONIC L 134mm W 100mm		
For models:	670-TRONIC		

1

Part No.	403739	Ref. No.	907233
description	PCB dishwasher EVO/N600-700-1300 L 120mm W 100mm		




1

Part No.	402915	Ref. No.	79 277 852-0-D 909348
description	PCB dishwasher GDW1001 L 143mm W 122mm		



1

Part No.	402965	Ref. No.	907178
description	PCB dishwasher GGW2001 L 122mm W 80mm 50/60Hz 230/240V voltage AC		




1

Part No.	401029	Ref. No.	907174 907175
description	PCB dishwasher LF 50 L 122mm W 80mm Qty 1 pcs		
For models:	020, 620, 627, 627PS, E1000		




1

Part No.	403020	Ref. No.	909027
description	PCB dishwasher LP57 TRONIC		




1

Part No.	403255	Ref. No.	907169 907169/ELCA
description	PCB dishwasher N700/NE1300/S026/S030 L 135mm W 82mm		


1

Part No.	403326	Ref. No.	909012
description	PCB dishwasher Tronic L 145mm W 116mm		
For models:	LP67E-TRONIC		




1

Part No.	403276	Ref. No.	907181
description	PCB warewashing Tronic L 122mm W 80mm for timer Qty 1 pcs		




1

Part No.	511648	Ref. No.	909198
description	front foil for dishwasher grey L 409mm W 57mm		



1

Part No.	519442	Ref. No.	906750
description	front foil L 178mm W 58mm		




1

Part No.	519441	Ref. No.	907064
description	front foil L 180mm W 98mm		
For models:	GLS945S-GIGA, N1300		


keypads

front foils




1

Part No.	519356	Ref. No.	907013
description	front foil		
For models:	600, V45		



1

Part No.	519368	Ref. No.	907014
description	front foil		
For models:	900		




1

Part No.	519564	Ref. No.	906735
description	front foil dishwasher N1000 L 180mm W 110mm		




1

Part No.	511647	Ref. No.	909127
description	front foil for dishwasher grey L 409mm W 57mm		




1

Part No.	519363	Ref. No.	907012
description	front foil L 400mm W 60mm		
For models:	F19A, F22A, F28A, R20A, R23A		



1


Part No.	519522	Ref. No.	909135
description	front foil suitable for Silanos L 405mm W 59mm		



1

Part No.	519517	Ref. No.	906727
description	front foil suitable for Silanos L 507mm W 65mm		
For models:	N700PS		

control panel



1

Part No.	506281	Ref. No.	909763
description	control panel for dishwasher L 250mm W 40mm black suitable for Silanos		




solenoid valves




solenoid valves (water)






TP



Part No.	370021	Ref. No.	902400
description	solenoid valve double straight 230VAC inlet 3/4" outlet 11.5mm DN10 TP flow regulating valve inlet white		
For models:	250, 400, 600, 627, 627PS, 700, Ambra, F19, F22, R20, Rubinia, V40		

spare parts for	370021			
	Part No.	371013	Ref. No.	—
	solenoid coil TP 230VAC 50/60Hz			

accessories for	370021			
	Part No.	371220	Ref. No.	—
	reducer TP flow rate 3l/min red tolerance ±15%			
	Part No.	371221	Ref. No.	—
	reducer TP flow rate 5.5l/min yellow tolerance ±15%			
	Part No.	371222	Ref. No.	—
	reducer TP flow rate 6l/min grey tolerance ±15%			
	Part No.	371223	Ref. No.	—
	reducer TP flow rate 10l/min white tolerance ±15%			
	Part No.	371224	Ref. No.	—
	reducer TP flow rate 12l/min bronze tolerance ±15%			
	Part No.	371225	Ref. No.	—
	reducer TP flow rate 16l/min light brown tolerance ±15%			
	Part No.	371226	Ref. No.	—
	reducer TP flow rate 20l/min red tolerance ±15%			
	Part No.	371230	Ref. No.	—
	reducer TP flow rate 0.25l/min red tolerance ±25%			
	Part No.	371231	Ref. No.	—
	reducer TP flow rate 0.35l/min violet tolerance ±25%			
	Part No.	371232	Ref. No.	—
	reducer TP flow rate 0.5l/min orange tolerance ±25%			
	Part No.	371233	Ref. No.	—
	reducer TP flow rate 0.8l/min white tolerance ±25%			
	Part No.	371234	Ref. No.	—
	reducer TP flow rate 1l/min light blue tolerance ±25%			
	Part No.	371235	Ref. No.	—
	reducer TP flow rate 1.2l/min brown tolerance ±25%			

accessories for	370021			
	Part No.	371236	Ref. No.	—
	reducer TP flow rate 1.5l/min light brown tolerance ±25%			
	Part No.	371237	Ref. No.	—
	reducer TP flow rate 2.5l/min yellow tolerance ±25%			
	Part No.	371238	Ref. No.	—
	reducer TP flow rate 3.4l/min dark green tolerance ±25%			
	Part No.	371239	Ref. No.	—
	reducer TP flow rate 5l/min black tolerance ±25%			
	Part No.	371240	Ref. No.	—
	reducer TP flow rate 8l/min blue tolerance ±20%			











	1			
Part No.	370017	Ref. No.	902390	
description	solenoid valve single straight 230VAC inlet 3/4" outlet 11.5mm DN10 TP p max 10bar			
For models:	020, 024, 030, 1000, 1300, 1300S, 250, 600, 620, 670-TRONIC, 700, 800, 900, A670-TRONIC, Ambra, E1000, E40, E45, E50, GLB615-GIGA, GLB785-GIGA, GLB795-GIGA, GLS805-GIGA, GLS845-GIGA, GLS905-GIGA, GLS925-GIGA, GLS935-GIGA, GLS945-GIGA, GLS945S-GIGA, N1000-SILANOS, N1300, N45, N50, N50-TRONIC-PDS-PBS, N700F, N700FPS, N700F-PS, N700PS, N90, SVELTINA, V45, V50			
spare parts for	370017			
	Part No.	371013	Ref. No.	—
	solenoid coil TP 230VAC 50/60Hz			
accessories for	370017			
	Part No.	371220	Ref. No.	—
	reducer TP flow rate 3l/min red tolerance ±15%			
	Part No.	371221	Ref. No.	—
	reducer TP flow rate 5.5l/min yellow tolerance ±15%			
	Part No.	371222	Ref. No.	—
	reducer TP flow rate 6l/min grey tolerance ±15%			
	Part No.	371223	Ref. No.	—
	reducer TP flow rate 10l/min white tolerance ±15%			
	Part No.	371224	Ref. No.	—
	reducer TP flow rate 12l/min bronze tolerance ±15%			
	Part No.	371225	Ref. No.	—
	reducer TP flow rate 16l/min light brown tolerance ±15%			
	Part No.	371226	Ref. No.	—
	reducer TP flow rate 20l/min red tolerance ±15%			
	Part No.	371230	Ref. No.	—
	reducer TP flow rate 0.25l/min red tolerance ±25%			

Table continues overleaf



accessories for		370017		
	Part No.	371231	Ref. No.	—
reducer TP flow rate 0.35l/min violet tolerance ±25%				
	Part No.	371232	Ref. No.	—
reducer TP flow rate 0.5l/min orange tolerance ±25%				
	Part No.	371233	Ref. No.	—
reducer TP flow rate 0.8l/min white tolerance ±25%				
	Part No.	371234	Ref. No.	—
reducer TP flow rate 1l/min light blue tolerance ±25%				
	Part No.	371235	Ref. No.	—
reducer TP flow rate 1.2l/min brown tolerance ±25%				
	Part No.	371236	Ref. No.	—
reducer TP flow rate 1.5l/min light brown tolerance ±25%				
	Part No.	371237	Ref. No.	—
reducer TP flow rate 2.5l/min yellow tolerance ±25%				
	Part No.	371238	Ref. No.	—
reducer TP flow rate 3.4l/min dark green tolerance ±25%				
	Part No.	371239	Ref. No.	—
reducer TP flow rate 5l/min black tolerance ±25%				
	Part No.	371240	Ref. No.	—
reducer TP flow rate 8l/min blue tolerance ±20%				

solenoid valves with reducers

1				
Part No.	370250	Ref. No.	902410	
description	solenoid valve triple straight 230VAC inlet 3/4" outlet 11.5mm t.max. 90°C TP plastic output B 0.25l/min flow regulating valve outlet B red			
For models:	250, Ambra, F19A, F22A, F27A, F28A, R20A, R23A, R29A			

metal			
BÜRKERT			
2-way			
6213 series			
1			
Part No.	370265	Ref. No.	TR0090
description	solenoid valve 2-ways 24VAC inlet 3/4" outlet 3/4" L 80mm DN 12mm slide-on receptacle DIN -30 up to 120°C BÜRKERT type series 6213 membranes EPDM p max 10bar 24V voltage AC		
For models:	LAVASTOVIGLIE-A-NASTRO-N2500, LAVASTOVIGLIE-A-NASTRO-N3500, LAVASTOVIGLIE-A-NASTRO-N5000, LAVASTOVIGLIE-A-NASTRO-N6000, LAVASTOVIGLIE-A-NASTRO-N7500, LAVASTOVIGLIE-A-NASTRO-N9000, LAVASTOVIGLIE-A-TRAINO, LAVASTOVIGLIE-A-TRAINO-T1650, LAVASTOVIGLIE-A-TRAINO-T2000, LAVASTOVIGLIE-A-TRAINO-T3000, LP109, LP109V, LP124, LP67, LP67E, LP67E-TRONIC, LP67V, LP84, T1400, TS3700		

SIRAI			
2-way			
L140-B series			
1			
Part No.	370320	Ref. No.	TR0091
description	solenoid valve brass 2-ways 24VAC inlet 1/2" outlet 1/2" connection 1/2" L 41mm DN 10mm slide-on receptacle compact -10 up to +90°C SIRAI type series L140-B coil type Z610A membranes NBR (water) p max 12bar p min 0.35bar		
spare parts for	370320		
	Part No.	371070	Ref. No. TR0020
	Part No.	371163	Ref. No. —
accessories for	370320		
	Part No.	371091	Ref. No. —




spare parts and accessories

solenoid coils



1

Part No.	371070	Ref. No.	TR0020
description	solenoid coil 24VAC 10VA SIRAI coil type Z610A seat \varnothing 10mm		
accessories for	371070		
	Part No.	371091	Ref. No. —
	power socket plug type DIN 43650B cable lengthmm small		



1

Part No.	541001	Ref. No.	905264 905287
description	pressure control pressure range 35/17mbar connection 6mm \varnothing 58mm pressure connection horizontal warewashing		



1

Part No.	541330	Ref. No.	905283
description	pressure control pressure range 70/30mbar connection 6mm \varnothing 58mm pressure connection horizontal warewashing pressure connection \varnothing 6mm		



1

Part No.	541168	Ref. No.	905275 905281
description	pressure control pressure range 90/35mbar connection 6mm \varnothing 58mm pressure connection horizontal warewashing pressure connection \varnothing 6mm		

For models:	1000, 1300, 1300S, 800, 900, E40, E45, E50, GLS905-GIGA, GLS925-GIGA, GLS935-GIGA, LAVASTOVIGLIE-A-NASTRO-N2500, LAVASTOVIGLIE-A-NASTRO-N3500, LAVASTOVIGLIE-A-NASTRO-N5000, LAVASTOVIGLIE-A-NASTRO-N6000, LAVASTOVIGLIE-A-NASTRO-N7500, LAVASTOVIGLIE-A-NASTRO-N9000, LAVASTOVIGLIE-A-TRAINO, LAVASTOVIGLIE-A-TRAINO-T1650, LAVASTOVIGLIE-A-TRAINO-T2000, LAVASTOVIGLIE-A-TRAINO-T3000, N1000-SILANOS, N45, N50, N90, V40, V45, V50
--------------------	--



1

Part No.	541017	Ref. No.	905270
description	pressure control with mounting strap pressure range 40/20mbar connection 6mm \varnothing 58mm pressure connection horizontal warewashing		

For models:	020, 024, 030, 250, 400, 600, 620, 627, 627PS, 670-TRONIC, 700, Ambra, F19, F19A, F22, F22A, F27A, F28A, GLB615-GIGA, GLB785-GIGA, GLB795-GIGA, GLS805-GIGA, GLS845-GIGA, LAVASTOVIGLIE-A-NASTRO-N2500, LAVASTOVIGLIE-A-NASTRO-N3500, LAVASTOVIGLIE-A-NASTRO-N5000, LAVASTOVIGLIE-A-NASTRO-N6000, LAVASTOVIGLIE-A-NASTRO-N7500, LAVASTOVIGLIE-A-NASTRO-N9000, LAVASTOVIGLIE-A-TRAINO, LAVASTOVIGLIE-A-TRAINO-T2000, LAVASTOVIGLIE-A-TRAINO-T3000, N50-TRONIC-PDS-PBS, N700F, N700FPS, N700FPS, N700PS, R20, R20A, R23A, R29A, Rubinia, SVELTINA
--------------------	---

pressure switches

for warewashing

 \varnothing 58mm with male faston 6.3mm

with connection horizontal



1

Part No.	541787	Ref. No.	905285
description	pressure control double pressure range 40/20 90/35mbar connection 6mm \varnothing 58mm pressure connection horizontal warewashing pressure connection \varnothing 5.5mm		



1

Part No.	541781	Ref. No.	905288
description	pressure control pressure range 118/50mbar connection male faston 6.3mm \varnothing 58mm pressure connection horizontal pressure connection \varnothing 6mm		
For models:	E1000, GLS945-GIGA		



1

Part No.	541169	Ref. No.	905276 905282
description	pressure control pressure range 160/30mbar connection 6mm \varnothing 58mm pressure connection horizontal warewashing		
For models:	GLS945S-GIGA, LP109, LP109V, LP124, LP67, LP67E, LP67E-TRONIC, LP67V, LP84, N1300		



∅ 79mm with coded plug



1


Part No.	541678	Ref. No.	905278
description	pressure control pressure range 100/52 130/100mbar connection coded plug ∅ 78mm warewashing pressure connection ∅ 5.5mm		

pumps

wash and rinse pumps


FIR

pumps







1

Part No.	500383	Ref. No.	902220
description	pump inlet ∅ 30mm outlet ∅ 30mm type 1286.1406 230V 50Hz 1 phase 0.18kW 0.25HP rotation direction right FIR		
For models:	Ambra		



1

Part No.	500111	Ref. No.	TR0060
description	pump inlet ∅ 63mm outlet ∅ 53mm type 1241.2500 230/400V 50Hz 3 phase 1.1kW 1.5HP L 330mm rotation direction left FIR		
spare parts for	500111		
	Part No.	510531	Ref. No. —
	pump cover FIR inlet ∅ 63mm outlet ∅ 53mm auxiliary pressure connection M16x1.5mm supporting pressure open turn direction left ∅ 185mm ID ∅ 150mm inner high 37mm		
	Part No.	510612	Ref. No. —
	impellor ∅ 110mm H 34mm M8R		
	Part No.	510693	Ref. No. 900027 903067
	mechanical shaft seal for shaft ∅ 12mm slide ring ext. ∅ 24mm slide ring H 15.5mm slide ring int. ∅ 11mm counter ring mounting ∅ 24mm height counter ring 8mm counter ring int. ∅ 13.5mm		
	Part No.	524416	Ref. No. —
	pump cover gasket thickness 4x4mm Qty 1 pcs		

LGB



1



Part No.	499220	Ref. No.	902258
description	pump inlet ∅ 1½" outlet ∅ 1½" type GISH35-V D55 230V 50Hz 1 phase 0.17kW L 230mm rotation direction right capacitor 5µF LGB		
spare parts for	499220		
	Part No.	365017	Ref. No. —
	operating capacitor capacity 5µF 450V tolerance 5% 50/60Hz ambient temperature max. -25 to +85°C ∅ 28mm L 54mm M8 plastic connection male faston 6.3mm 16.10.08 protection		

Table continues overleaf







accessories for		499220		
	Part No.	519117	Ref. No.	903301 903302
flat gasket rubber ED ø 60mm ID ø 47mm thickness 3mm Qty 1 pcs				




1				
Part No.	501545	Ref. No.	902241	
description pump inlet ø 28mm outlet ø 12mm type CRC-R DX 230V 50Hz 1 phase 0.18kW 0.24HP L 175mm rotation direction left connection F6.3 capacitor 4µF LGB				




1				
Part No.	499289	Ref. No.	908880	
description pump inlet ø 28mm outlet ø 26mm type ZF121SX 230V 50Hz 1 phase 0.3kW L 200mm rotation direction right capacitor 6.3µF LGB				

spare parts for		499289		
	Part No.	510703	Ref. No.	—
mechanical shaft seal for shaft ø 13mm slide ring H 13mm height counter ring 5.5mm ED ø 26mm				
	Part No.	521057	Ref. No.	—
pump cover LGB inlet ø 28mm outlet ø 26mm auxiliary pressure connection 12mm supporting pressure open turn direction right ø 102mm ID ø 77mm inner height 31mm				
	Part No.	521225	Ref. No.	—
impellor ø 72mm H 22mm rotation direction right thread M7L shaft ø 13mm shaft length 12mm				
	Part No.	528800	Ref. No.	—
O-ring EPDM thickness 2.62mm ID ø 75.87mm Qty 1 pcs				

accessories for		499289		
	Part No.	365012	Ref. No.	—
operating capacitor capacity 6.3µF 450V tolerance 5% 50Hz ambient temperature max. -25 to +85°C ø 30mm L 61mm M8 plastic connection male faston 6.3mm protection				



1				
Part No.	500382	Ref. No.	902228	
description pump inlet ø 28mm outlet ø 26mm type ZF131DX 230V 50Hz 1 phase 0.2kW 0.26HP L 180mm rotation direction left capacitor 6.3µF LGB				
For models: F19, F19A, F22, F22A, F28A, Rubinia				

spare parts for		500382		
	Part No.	365012	Ref. No.	—
operating capacitor capacity 6.3µF 450V tolerance 5% 50Hz ambient temperature max. -25 to +85°C ø 30mm L 61mm M8 plastic connection male faston 6.3mm protection				
	Part No.	510703	Ref. No.	—
mechanical shaft seal for shaft ø 13mm slide ring H 13mm height counter ring 5.5mm ED ø 26mm				
	Part No.	521228	Ref. No.	—
impellor ø 72mm H 17mm rotation direction left thread M7R shaft ø 13mm shaft length 12mm blades 3				
	Part No.	521524	Ref. No.	—
pump cover LGB inlet ø 28mm outlet ø 26mm auxiliary pressure connection 13mm turn direction left ø 98mm ID ø 78mm inner height 25mm				
	Part No.	528800	Ref. No.	—
O-ring EPDM thickness 2.62mm ID ø 75.87mm Qty 1 pcs				



1				
Part No.	500582	Ref. No.	902235	
description pump inlet ø 28mm outlet ø 26mm type ZF131DX 230V 50Hz 1 phase 0.2kW 0.27HP L 195mm rotation direction left capacitor 6.3µF LGB				
For models: 600, 700				









spare parts for		500582		
	Part No.	365012	Ref. No.	—
operating capacitor capacity 6.3µF 450V tolerance 5% 50Hz ambient temperature max. -25 to +85°C ø 30mm L 61mm M8 plastic connection male faston 6.3mm protection				
	Part No.	510703	Ref. No.	—
mechanical shaft seal for shaft ø 13mm slide ring H 13mm height counter ring 5.5mm ED ø 26mm				

Table continues overleaf



spare parts for		500582	
	Part No.	521084	Ref. No. —
pump cover LGB inlet ø 28mm outlet ø 25mm auxiliary pressure connection 13mm pump type ZF131DX ID ø 78mm			
	Part No.	521228	Ref. No. —
impellor ø 72mm H 17mm rotation direction left thread M7R shaft ø 13mm shaft length 12mm blades 3			
	Part No.	528800	Ref. No. —
O-ring EPDM thickness 2.62mm ID ø 75.87mm Qty 1 pcs			



1			
Part No.	500094	Ref. No.	902231
description	pump inlet ø 28mm outlet ø 26mm type ZF131SX 230V 50Hz 1 phase 0.2kW 0.15HP L 195mm rotation direction left capacitor 6.3µF LGB		
For models:	024, 030, GLB785-GIGA, GLB795-GIGA, R20, R20A, R23A, SVELTINA		
spare parts for		500094	
	Part No.	365012	Ref. No. —
operating capacitor capacity 6.3µF 450V tolerance 5% 50Hz ambient temperature max. -25 to +85°C ø 30mm L 61mm M8 plastic connection male faston 6.3mm protection			
	Part No.	502266	Ref. No. —
pump cover inlet ø 28mm outlet ø 26mm			
	Part No.	510703	Ref. No. —
mechanical shaft seal for shaft ø 13mm slide ring H 13mm height counter ring 5.5mm ED ø 26mm			
	Part No.	521085	Ref. No. —
impellor ø 72mm H 17mm thread M7L shaft ø 13mm shaft length 12mm blades 3			
	Part No.	528800	Ref. No. —
O-ring EPDM thickness 2.62mm ID ø 75.87mm Qty 1 pcs			



1			
Part No.	500567	Ref. No.	902238
description	pump inlet ø 28mm outlet ø 28mm type ZF121DX 230V 50Hz 1 phase 0.25kW L 195mm rotation direction left capacitor 6.3µF LGB		
For models:	020, 620, 627, 627PS, GLB615-GIGA		
spare parts for		500567	
	Part No.	365012	Ref. No. —
operating capacitor capacity 6.3µF 450V tolerance 5% 50Hz ambient temperature max. -25 to +85°C ø 30mm L 61mm M8 plastic connection male faston 6.3mm protection			
	Part No.	510703	Ref. No. —
mechanical shaft seal for shaft ø 13mm slide ring H 13mm height counter ring 5.5mm ED ø 26mm			
	Part No.	521098	Ref. No. —
pump cover LGB inlet ø 28mm outlet ø 26mm auxiliary pressure connection 12mm ID ø 77mm			
	Part No.	521099	Ref. No. —
impellor ø 72mm H 17mm thread M7R shaft ø 13mm shaft length 12mm			
	Part No.	528800	Ref. No. —
O-ring EPDM thickness 2.62mm ID ø 75.87mm Qty 1 pcs			







1			
Part No.	499104	Ref. No.	902261
description	pump inlet ø 30mm outlet ø 30mm type ZF135 SX 230V 50Hz 1 phase 0.37kW L 210mm rotation direction right capacitor 8µF LGB		
For models:	TS3700		
spare parts for		499104	
	Part No.	365013	Ref. No. —
operating capacitor capacity 8µF 400V tolerance 5%Hz ambient temperature max. -25 to +85°C ø 31.5mm L 55mm M8 plastic connection male faston 6.3mm protection			

Table continues overleaf



spare parts for 499104			
	Part No.	510703	Ref. No.
			—
mechanical shaft seal for shaft ø 13mm slide ring H 13mm height counter ring 5.5mm ED ø 26mm			
	Part No.	521527	Ref. No.
			905259
pump cover LGB inlet ø 30mm outlet ø 30mm			
	Part No.	521701	Ref. No.
			904373
pump cover gasket			








1

Part No.	500384	Ref. No.	902240
description	pump inlet ø 30mm outlet ø 30mm type ZF160SX 230V 50Hz 1 phase 0.41kW 0.55HP L 180mm rotation direction right capacitor 12.5µF LGB		
For models:	250, E40, F27A, LAVASTOVIGLIE-A-NASTRO-N2500, LAVASTOVIGLIE-A-NASTRO-N3500, LAVASTOVIGLIE-A-NASTRO-N5000, LAVASTOVIGLIE-A-NASTRO-N6000, LAVASTOVIGLIE-A-NASTRO-N7500, LAVASTOVIGLIE-A-NASTRO-N9000, LAVASTOVIGLIE-A-TRAINO, LAVASTOVIGLIE-A-TRAINO-T2000, LAVASTOVIGLIE-A-TRAINO-T3000, R29A, V40		
spare parts for	500384		
	Part No.	365014	Ref. No.
			901740
operating capacitor capacity 12.5µF 450V tolerance 5%Hz ambient temperature max. -25 to +85°C ø 35mm L 70mm M8 plastic connection male faston 6.3mm 45S.C3DS.12.5 protection			
	Part No.	510703	Ref. No.
			—
mechanical shaft seal for shaft ø 13mm slide ring H 13mm height counter ring 5.5mm ED ø 26mm			
	Part No.	521527	Ref. No.
			905259
pump cover LGB inlet ø 30mm outlet ø 30mm			
	Part No.	521701	Ref. No.
			904373
pump cover gasket			
	Part No.	521707	Ref. No.
			—
pump cover gasket			



1

Part No.	500508	Ref. No.	902293
description	pump inlet ø 45mm outlet ø 38mm type ZF320VSX 230V 50Hz 1 phase 0.75kW 1HP L 230mm rotation direction right capacitor 12.5µF LGB		
spare parts for	500508		
	Part No.	365014	Ref. No.
			901740
operating capacitor capacity 12.5µF 450V tolerance 5%Hz ambient temperature max. -25 to +85°C ø 35mm L 70mm M8 plastic connection male faston 6.3mm 45S.C3DS.12.5 protection			
	Part No.	510702	Ref. No.
			905242
mechanical shaft seal height counter ring 5.5mm ID ø 12mm			
	Part No.	521247	Ref. No.
			903074 903083
impeller ø 90mm H 27mm rotation direction right thread M8L blades 6			
	Part No.	521542	Ref. No.
			—
pump cover LGB inlet ø 45mm outlet ø 40mm auxiliary pressure connection 13mm supporting pressure open ø 150mm ID ø 120mm inner height 25mm			
	Part No.	521714	Ref. No.
			—
pump cover gasket thickness 4x4mm Qty 1 pcs			



1

Part No.	500984	Ref. No.	902263 909057
description	pump inlet ø 45mm outlet ø 39mm type ZF270VSX 230V 50Hz 1 phase 0.4kW L 209mm rotation direction right capacitor 10µF LGB		
For models:	670-TRONIC, A670-TRONIC, N700F, N700FPS, N700F-PS, N700PS		



1

Part No.	500470	Ref. No.	902304
description	pump inlet ø 45mm outlet ø 40mm type ZF270VDX 230V 50Hz 1 phase 0.6kW 0.8HP L 225mm rotation direction left capacitor 12.5µF LGB		
For models:	GLS905-GIGA, GLS925-GIGA, N50-TRONIC-PDS-PBS, N90		
spare parts for	500470		
	Part No.	365014	Ref. No. 901740
	operating capacitor capacity 12.5µF 450V tolerance 5%Hz ambient temperature max. -25 to +85°C ø 35mm L 70mm M8 plastic connection male faston 6.3mm 45S.C3DS.12.5 protection		
	Part No.	510702	Ref. No. 905242
	mechanical shaft seal height counter ring 5.5mm ID ø 12mm		
	Part No.	521109	Ref. No. —
	pump cover LGB inlet ø 45mm outlet ø 40mm supporting pressure 12		
	Part No.	521111	Ref. No. —
	impellor ø 105mm H 29mm thread M8R shaft ø 20mm shaft length 5mm		
	Part No.	521714	Ref. No. —
	pump cover gasket thickness 4x4mm Qty 1 pcs		








1

Part No.	500381	Ref. No.	902296
description	pump inlet ø 45mm outlet ø 40mm type ZF320VSX 230V 50Hz 1 phase 0.6kW 0.82HP L 230mm rotation direction right capacitor 12.5µF LGB		
spare parts for	500381		
	Part No.	365014	Ref. No. 901740
	operating capacitor capacity 12.5µF 450V tolerance 5%Hz ambient temperature max. -25 to +85°C ø 35mm L 70mm M8 plastic connection male faston 6.3mm 45S.C3DS.12.5 protection		
	Part No.	510702	Ref. No. 905242
	mechanical shaft seal height counter ring 5.5mm ID ø 12mm		
	Part No.	512420	Ref. No. —
	bracket mounting distance 110mm		
	Part No.	521058	Ref. No. —
	fanwheel cover suitable for LGB ID ø 138mm ED ø 142mm H 59mm plastic		
	Part No.	521247	Ref. No. 903074 903083
	impellor ø 90mm H 27mm rotation direction right thread M8L blades 6		
	Part No.	521542	Ref. No. —
	pump cover LGB inlet ø 45mm outlet ø 40mm auxiliary pressure connection 13mm supporting pressure open ø 150mm ID ø 120mm inner high 25mm		
	Part No.	521714	Ref. No. —
	pump cover gasket thickness 4x4mm Qty 1 pcs		






1

Part No.	500512	Ref. No.	902299
description	pump inlet \varnothing 45mm outlet \varnothing 40mm type ZF340VSX 230V 50Hz 1 phase 0.75kW 1HP L 245mm rotation direction right capacitor 16 μ F LGB		
spare parts for	500512		
	Part No.	365021	Ref. No. —
	operating capacitor capacity 16 μ F 425V tolerance 5% 50/60Hz ambient temperature max. -25 to +85°C \varnothing 35mm L 73mm single M8 plastic connection male faston 6.3mm 416.10.99 protection		
	Part No.	510702	Ref. No. 905242
	mechanical shaft seal height counter ring 5.5mm ID \varnothing 12mm		
	Part No.	521246	Ref. No. —
	impellor \varnothing 103mm H 26mm thread M8L shaft \varnothing 20mm shaft length 7mm seat \varnothing 8.2mm blades 6		
	Part No.	521542	Ref. No. —
	pump cover LGB inlet \varnothing 45mm outlet \varnothing 40mm auxiliary pressure connection 13mm supporting pressure open \varnothing 150mm ID \varnothing 120mm inner height 25mm		
	Part No.	521714	Ref. No. —
	pump cover gasket thickness 4x4mm Qty 1 pcs		



1

Part No.	500377	Ref. No.	TR0080
description	pump inlet \varnothing 61mm outlet \varnothing 52mm type ZF800DX 230/400V 50Hz 3 phase 2kW 2.72HP L 330mm rotation direction left LGB		
For models:	LAVASTOVIGLIE-A-TRAINO, LAVASTOVIGLIE-A-TRAINO-T1650, LAVASTOVIGLIE-A-TRAINO-T2000, LAVASTOVIGLIE-A-TRAINO-T3000, LP109, LP124, TS3700		
spare parts for	500377		
	Part No.	510551	Ref. No. 904374 904397
	pump cover gasket ID \varnothing 158.3mm pump type 1214/1293/1225/2243/1226/1204/3473/1241 thickness 3.53mm EPDM Qty 1 pcs		
	Part No.	510694	Ref. No. —
	mechanical shaft seal for shaft \varnothing 13mm height counter ring 8mm ID \varnothing 11.5mm H 16mm mounting \varnothing 24/26mm int. \varnothing 1 14mm		
	Part No.	521276	Ref. No. TR0106
	impellor \varnothing 120mm H 39mm pump type ZF800DX shaft intake \varnothing 12mm rotation direction left thread M8R pump for ZF800DX blades 6		
	Part No.	521516	Ref. No. —
	pump cover LGB inlet \varnothing 62mm outlet \varnothing 52mm auxiliary pressure connection 12mm supporting pressure closed turn direction left \varnothing 190mm ID \varnothing 150mm inner height 40mm		




1





Part No.	500380	Ref. No.	TR0083
description	pump inlet \varnothing 61mm outlet \varnothing 61mm type ZF1200SX 230/400V 50Hz 3 phase 3.2kW 4.4HP L 370mm rotation direction right capacitor 16 μ F LGB		
For models:	LAVASTOVIGLIE-A-NASTRO-N2500, LAVASTOVIGLIE-A-NASTRO-N3500, LAVASTOVIGLIE-A-NASTRO-N5000, LAVASTOVIGLIE-A-NASTRO-N6000, LAVASTOVIGLIE-A-NASTRO-N7500, LAVASTOVIGLIE-A-NASTRO-N9000, LP67, LP67E, LP67E-TRONIC, LP84		
spare parts for	500380		
	Part No.	510896	Ref. No. —
	O-ring EPDM thickness 3.53mm ID \varnothing 183.75mm Qty 1 pcs		
	Part No.	521053	Ref. No. —
	pump cover LGB inlet \varnothing 61mm outlet \varnothing 61mm turn direction right \varnothing 210mm ID \varnothing 175mm inner height 41mm		
	Part No.	521054	Ref. No. —
	impellor \varnothing 135mm H 37mm shaft intake \varnothing 18mm rotation direction right thread M14L blades 6		
	Part No.	521055	Ref. No. —
	slide ring with gasket ID \varnothing 21mm height counter ring 8mm mounting \varnothing 42mm		
	Part No.	521056	Ref. No. —
	slide ring for shaft \varnothing 20mm ED \varnothing 39mm H 16mm ID \varnothing 18.5mm		




1




Part No.	500376	Ref. No.	902301
description	pump inlet \varnothing 62mm outlet \varnothing 50mm type AM5225SX 230V 50Hz 1 phase 0.9kW 1.2HP L 300mm rotation direction right capacitor 16 μ F LGB		
For models:	700, 800, 900		
spare parts for	500376		
	Part No.	365021	Ref. No. —
	operating capacitor capacity 16 μ F 425V tolerance 5% 50/60Hz ambient temperature max. -25 to +85°C \varnothing 35mm L 73mm single M8 plastic connection male faston 6.3mm 416.10.99 protection		
	Part No.	510551	Ref. No. 904374 904397
	pump cover gasket ID \varnothing 158.3mm pump type 1214/1293/1225/2243/1226/1204/3473/1241 thickness 3.53mm EPDM Qty 1 pcs		
	Part No.	510694	Ref. No. —
	mechanical shaft seal for shaft \varnothing 13mm height counter ring 8mm ID \varnothing 11.5mm H 16mm mounting \varnothing 24/26mm int. \varnothing 14mm		
	Part No.	512029	Ref. No. —
	impellor \varnothing 103mm H 26mm thread M8L shaft \varnothing 19mm shaft length 15mm seat \varnothing 8.2mm		
	Part No.	521536	Ref. No. —
	pump cover ALBA / LGB inlet \varnothing 62mm outlet \varnothing 50mm auxiliary pressure connection 12mm supporting pressure closed turn direction right \varnothing 180mm ID \varnothing 150mm inner height 38mm		




1	Part No.	500379	Ref. No.	902309
description	pump inlet ø 62mm outlet ø 50mm type ZF650SX 230/400V 50Hz 3 phase 1.35kW 1.8HP L 335mm rotation direction right LGB			
For models:	1300, 1300S, LAVASTOVIGLIE-A-NASTRO-N3500, LAVASTOVIGLIE-A-NASTRO-N5000, LAVASTOVIGLIE-A-NASTRO-N6000, LAVASTOVIGLIE-A-NASTRO-N7500, LAVASTOVIGLIE-A-NASTRO-N9000			
spare parts for	500379			
	Part No.	510551	Ref. No.	904374 904397
	pump cover gasket ID ø 158.3mm pump type 1214/1293/1225/2243/1226/1204/3473/1241 thickness 3.53mm EPDM Qty 1 pcs			
	Part No.	510694	Ref. No.	—
	mechanical shaft seal for shaft ø 13mm height counter ring 8mm ID ø 11.5mm H 16mm mounting ø 24/26mm int. ø 1 14mm			
	Part No.	521240	Ref. No.	903078 903121
	impellor ø 110mm H 32mm rotation direction left thread M8L shaft ø 20mm shaft length 10mm seat ø 8.2mm blades 6			
	Part No.	521536	Ref. No.	—
	pump cover ALBA / LGB inlet ø 62mm outlet ø 50mm auxiliary pressure connection 12mm supporting pressure closed turn direction right ø 180mm ID ø 150mm inner height 38mm			







1	Part No.	500469	Ref. No.	902322
description	pump inlet ø 63mm outlet ø 48mm type ZF650SX 230/400V 50Hz 3 phase 1.35kW 1.83HP L 335mm rotation direction right LGB			
For models:	GLS945S-GIGA, N1300			
spare parts for	500469			
	Part No.	510551	Ref. No.	904374 904397
	pump cover gasket ID ø 158.3mm pump type 1214/1293/1225/2243/1226/1204/3473/1241 thickness 3.53mm EPDM Qty 1 pcs			

spare parts for	500469			
	Part No.	510694	Ref. No.	—
	mechanical shaft seal for shaft ø 13mm height counter ring 8mm ID ø 11.5mm H 16mm mounting ø 24/26mm int. ø 1 14mm			
	Part No.	521069	Ref. No.	—
	fanwheel cover			
	Part No.	521240	Ref. No.	903078 903121
	impellor ø 110mm H 32mm rotation direction left thread M8L shaft ø 20mm shaft length 10mm seat ø 8.2mm blades 6			
	Part No.	521536	Ref. No.	—
	pump cover ALBA / LGB inlet ø 62mm outlet ø 50mm auxiliary pressure connection 12mm supporting pressure closed turn direction right ø 180mm ID ø 150mm inner height 38mm			

1	Part No.	500960	Ref. No.	902325
description	pump inlet ø 63mm outlet ø 48mm type ZF650SX 230V 50Hz 1 phase 1.47kW 2HP L 340mm rotation direction right capacitor 20µF LGB inlet ø 63mm outlet ø 48mm			



1	Part No.	500378	Ref. No.	TRO079
description	pump type ZF800SX 230/400V 50Hz 3 phase 2kW 2.72HP L 340mm rotation direction right LGB inlet ø 62mm outlet ø 50mm			
For models:	LP109, LP124			
spare parts for	500378			
	Part No.	510551	Ref. No.	904374 904397
	pump cover gasket ID ø 158.3mm pump type 1214/1293/1225/2243/1226/1204/3473/1241 thickness 3.53mm EPDM Qty 1 pcs			
	Part No.	510694	Ref. No.	—
	mechanical shaft seal for shaft ø 13mm height counter ring 8mm ID ø 11.5mm H 16mm mounting ø 24/26mm int. ø 1 14mm			
	Part No.	521242	Ref. No.	903062
	impellor ø 115mm H 36mm M8L shaft intake ø 12mm rotation direction right blades 6			
	Part No.	521536	Ref. No.	—
	pump cover ALBA / LGB inlet ø 62mm outlet ø 50mm auxiliary pressure connection 12mm supporting pressure closed turn direction right ø 180mm ID ø 150mm inner height 38mm			



LOWARA

pumps



1

Part No.	500386	Ref. No.	902360
description	pump inlet \varnothing 1 1/4" IT outlet \varnothing 1" IT type CEA70/5/A 230 220-240/380-415V 50Hz 0.88kW LOWARA 0.75HP		



1

Part No.	500385	Ref. No.	902341
description	drain pump inlet \varnothing 30mm outlet \varnothing 21mm 100W 230V 50Hz GRE		
For models:	E40, E45, E50, N700PS		

accessories for	500385		
	Part No.	500307	Ref. No.
			906431
		filter	

drain pumps

GRE



1

Part No.	499121	Ref. No.	902328
description	drain pump inlet \varnothing 24mm outlet \varnothing 22mm 33W 230V 50Hz GRE		



1

Part No.	499200	Ref. No.	902329 902330 902363
description	drain pump inlet \varnothing 30.5mm outlet \varnothing 22mm 25W 230V 50Hz GRE		



1

Part No.	500959	Ref. No.	902346
description	drain pump inlet \varnothing 30mm outlet \varnothing 23mm 100W 230V 50Hz GRE		
For models:	N700F-PS		

HANNING

1

Part No.	501596	Ref. No.	902332
description	drain pump 40W 220-240V inlet \varnothing 30mm outlet \varnothing 24mm 50Hz HANNING type DPS35-061		




1 electric components


PLASET



1

Part No.	500467	Ref. No.	902337
description	drain pump inlet ø 30mm outlet ø 24mm 230V 100W 50Hz		
For models:	627PS, N700FPS		
spare parts for	500467		
	Part No.	365017	Ref. No. —
	operating capacitor capacity 5µF 450V tolerance 5% 50/60Hz ambient temperature max. -25 to +85°C ø 28mm L 54mm M8 plastic connection male faston 6.3mm 16.10.08 protection		

miscellaneous



1

Part No.	500971	Ref. No.	902348
description	drain pump inlet ø 25mm outlet ø 22mm 230V 100W 50Hz		

booster pumps II

accessories



1

Part No.	365015	Ref. No.	901730
description	operating capacitor capacity 10µF 400V tolerance 5%Hz ambient temperature max. -25 to +85°C ø 35.5mm L 59mm M8 plastic connection male faston 6.3mm protection		

condensators & interference suppression filters

operating capacitors

plastic



1

Part No.	365015	Ref. No.	901730
description	operating capacitor capacity 10µF 400V tolerance 5%Hz ambient temperature max. -25 to +85°C ø 35.5mm L 59mm M8 plastic connection male faston 6.3mm protection		



1

Part No.	365014	Ref. No.	901740
description	operating capacitor capacity 12.5µF 450V tolerance 5%Hz ambient temperature max. -25 to +85°C ø 35mm L 70mm M8 plastic connection male faston 6.3mm 45S.C3DS.12.5 protection		
For models:	400, 600, 700, E40, E45, E50, F27A, LAVASTOVIGLIE-A-NASTRO-N2500, LAVASTOVIGLIE-A-NASTRO-N3500, LAVASTOVIGLIE-A-NASTRO-N5000, LAVASTOVIGLIE-A-NASTRO-N6000, LAVASTOVIGLIE-A-NASTRO-N7500, LAVASTOVIGLIE-A-NASTRO-N9000, LAVASTOVIGLIE-A-TRAINO, LAVASTOVIGLIE-A-TRAINO-T2000, LAVASTOVIGLIE-A-TRAINO-T3000, N45, N50, R29A, V40, V45, V50		

filters

interference suppression filters



1

Part No.	365130	Ref. No.	902105
description	interference suppression filter capacity 0.47µF(X2)+2x0.01µF(Y2) 1M0hm		
For models:	1000, 1300, 1300S, 600, 700, 800, 900, E45, E50, GLS805-GIGA, GLS845-GIGA, GLS935-GIGA, GLS945S-GIGA, LP109, LP109V, LP124, LP67, LP67V, LP84, N1300, N50, N700F, N700PS, V45, V50		



1

Part No.	365168	Ref. No.	902107
description	interference suppression filter type FCP045000 250V 50/60Hz conductor 4 with E connection male faston 6.3mm L 56mm ø 38mm Hmm Wmm M8 plastic Qty 1 pcs		
For models:	A670-TRONIC, E1000, GLS905-GIGA, GLS925-GIGA, GLS945-GIGA, LP67E, LP67E-TRONIC, N1000-SILANOS, N1300, N45, N700FPS, N700FPS, N90		



fuses

fine fuses

fine fuse holders



Part No.	358101	Ref. No.	907116
description	fuse holder suitable fuse ø5x20mm ø 14mm 4A rated 250V connection F6.3 with fuse 4A fast-acting		
For models:	020, 620		

line circuit breakers

ABL SURSUM



Part No.	380616	Ref. No.	TR0219
description	line circuit breaker 1-pole 10A tripping type C rated 230/400V		
For models:	LAVASTOVIGLIE-A-TRAINO-T1650, LAVASTOVIGLIE-A-TRAINO-T2000, LP109, LP109V, LP124, LP67, LP67E, LP67E-TRONIC, LP67V, LP84, T1400		

miscellaneous



Part No.	380615	Ref. No.	TR0222
description	line circuit breaker 2-pole 4A tripping type C rated 400V connection 345 nominal 4A 2-pole-pole characteristic C		
For models:	LAVASTOVIGLIE-A-TRAINO, LAVASTOVIGLIE-A-TRAINO-T1650, LAVASTOVIGLIE-A-TRAINO-T2000, LAVASTOVIGLIE-A-TRAINO-T3000, LP109, LP109V, LP124, LP67, LP67E, LP67E-TRONIC, LP67V, LP84, T1400, TS3700		

electric accessories

cables

accessories

cable glands

threaded cable glands

screw connections



Part No.	530431	Ref. No.	902687
description	cable gland thread PG13.5 cable ø 12mm mounting ø 21mm Qty 1 pcs plastic WS 24		
For models:	020, 024, 030, 620, 627, 627PS, F19, F19A, F22, F22A, F27A, F28A, FT600VTC, GLB615-GIGA, GLB785-GIGA, GLB795-GIGA, PIASTRA-DOPPIA, PIASTRA-DOPPIA-1-2-LISCIA-SOTTO, PIASTRA-DOPPIA-LISCIA, PIASTRA-DOPPIA-LISCIA-SOTTO, PIASTRA-DOPPIA-RIGATA, PIASTRA-MEDIA-1-2-LISCIA, PIASTRA-MEDIA-LISCIA, PIASTRA-MEDIA-RIGATA, PIASTRA-SINGOLA, PIASTRA-SINGOLA-1-2-LISCIA, PIASTRA-SINGOLA-LISCIA, PIASTRA-SINGOLA-RIGATA, R20, R20A, R23A, R29A, SVELTINA, V40, VETRINA-R501L, VETRINA-R502L, VETRINA-R701L, VETRINA-R902L		

ribbon cables

group 8



Part No.	403213	Ref. No.	909352
description	ribbon cable 7-pole L 400mm plug type 1-row		
For models:	A670-TRONIC		

terminals

connection terminals with screw/faston connections



Part No.	550278	Ref. No.	904140
description	power terminal block 3-pole max. 40A max 400V connection ø6mm ² / F6.3 temp.-resist. 150°C cross section 6mm ²		
For models:	020, 024, 030, 250, 400, 620, 627, 627PS, 670-TRONIC, Ambra, E40, F19, F19A, F22, F22A, F27A, F28A, GLB615-GIGA, GLB785-GIGA, GLB795-GIGA, N50-TRONIC-PDS-PBS, R20, R20A, R23A, R29A, Rubinia, SVELTINA, V40		



1

Part No.	550411	Ref. No.	904150
description	power terminal block 6-pole max. 40A max 450V connection $\phi 6\text{mm}^2$ / F6.3 temp.-resist. 150°C cross section 6mm ²		
For models:	600, 700, 800, 900, A670-TRONIC, E45, E50, GLS805-GIGA, GLS845-GIGA, GLS905-GIGA, GLS925-GIGA, N45, N50, N700F, N700FPS, N700FPS, N700PS, N90, V45, V50		

connection terminals with faston connections



1

Part No.	519304	Ref. No.	955068
description	distribution terminal block 3-pole max. 15A max 450V connection male faston 6.3mm temp.-resist. 110°C Qty 1 pcs		
For models:	1000, 1300, 1300S, 670-TRONIC, E1000, GLS935-GIGA, GLS945-GIGA, LAVASTOVIGLIE-A-NASTRO-N2500, LAVASTOVIGLIE-A-NASTRO-N3500, LAVASTOVIGLIE-A-NASTRO-N5000, LAVASTOVIGLIE-A-NASTRO-N6000, LAVASTOVIGLIE-A-NASTRO-N7500, LAVASTOVIGLIE-A-NASTRO-N9000, LAVASTOVIGLIE-A-TRAINO, LAVASTOVIGLIE-A-TRAINO-T1650, LAVASTOVIGLIE-A-TRAINO-T2000, LAVASTOVIGLIE-A-TRAINO-T3000, LP67E, LP67E-TRONIC, N1000-SILANOS, N1300, N50-TRONIC-PDS-PBS, T1400, VETRINA-R701L, VETRINA-R902L		



1

Part No.	519372	Ref. No.	904167 904220
description	distribution terminal block 4-pole max. 17.5A max 450V connection F6.3 temp.-resist. 110°C 450V		

plug-in terminal blocks



1

Part No.	519360	Ref. No.	904170
description	plug-in terminal block 16-pole max. 32A max 450V connection screw connection temp.-resist. 150°C cross section 4mm ² female		
For models:	250, 400, 600, 700, 800, 900, Ambra, E45, E50, GLS805-GIGA, GLS845-GIGA, GLS905-GIGA, GLS925-GIGA, N45, N50, N700F, N90, Rubinia, V45, V50		



1

Part No.	519361	Ref. No.	904200
description	plug-in terminal block 16-pole max. 32A max 450V connection screw connection temp.-resist. 150°C cross section 4mm ² male		
For models:	250, 400, 600, 700, 800, 900, Ambra, E45, E50, GLS805-GIGA, GLS845-GIGA, GLS905-GIGA, GLS925-GIGA, N45, N50, N700F, N90, Rubinia, V45, V50		

rail-mounted terminals

WIELAND

rail-mounted terminals type 9700A



1

Part No.	550375	Ref. No.	904169
description	rail-mounted terminal WIELAND type 9700A/10 SL2 S35 1.5-16mm ² top-hat rail 35mm yellow/green W 10mm L 53mm		
For models:	1000, 1300, 1300S, GLS935-GIGA		



1

Part No.	550382	Ref. No.	TR0323
description	rail-mounted terminal WIELAND type 9700A/12 S35 2.5-25mm ² top-hat rail 35mm grey W 12mm L 59mm		
For models:	LP109, LP109V, LP124, LP67, LP67V, LP84		



1

Part No.	550378	Ref. No.	TR0257
description	rail-mounted terminal WIELAND type 9700A/16 SL2 S35 2.5-35mm ² top-hat rail 35mm yellow/green W 16mm L 53mm		
For models:	LAVASTOVIGLIE-A-NASTRO-N2500, LAVASTOVIGLIE-A-NASTRO-N3500, LAVASTOVIGLIE-A-NASTRO-N5000, LAVASTOVIGLIE-A-NASTRO-N6000, LAVASTOVIGLIE-A-NASTRO-N7500, LAVASTOVIGLIE-A-TRAINO, LAVASTOVIGLIE-A-TRAINO-T1650, LAVASTOVIGLIE-A-TRAINO-T2000, LAVASTOVIGLIE-A-TRAINO-T3000, LP109, LP109V, LP124, LP67, LP67V, LP84, T1400, TS3700		



equipment-specific units

for espresso machines

brewing units

filter holder gaskets

O-rings



1

Part No.	510409	Ref. No.	TR0115
description	O-ring EPDM thickness 5.34mm ID ø 56.52mm Qty 1 pcs		

steam/water taps

steam/water pipes

accessories

gaskets



1

Part No.	510893	Ref. No.	904391
description	O-ring EPDM thickness 2.62mm ID ø 9.92mm Qty 1 pcs		
For models:	024, 030, 250, 400, Ambra, F19, F19A, F22, F22A, F27A, F28A, GLB785-GIGA, GLB795-GIGA, R20, R20A, R23A, R29A, SVELTINA		

for rolling grills

pipes

chains



1

Part No.	693056	Ref. No.	901118
description	chain for roller grill		
For models:	ROLLY-16, ROLLY-8, ROLLY-8L		

for dishwashers

drain and intake components

SILANOS

drain /intake bodies





1

Part No.	519461	Ref. No.	900007
description	connecting fitting thread M6 ED ø 65mm		
For models:	670-TRONIC, A670-TRONIC, GLS805-GIGA, GLS845-GIGA, N700F, N700FPS, N700F-PS, N700PS		





1

Part No.	519636	Ref. No.	905236	
description	drain fitting ED ø 130mm H 99mm ID ø 101mm hose ø 28/45mm for model GDW2001			
accessories for	519636			
	Part No.	519637	Ref. No.	905238
	flange ED ø 130mm H 4mm ID ø 99mm plastic			
	Part No.	519638	Ref. No.	905378
	gasket ED ø 130mm H 4mm ID ø 102mm			



1


Part No.	519230	Ref. No.	905440	
description	drain fitting thread 1" ID ø 22mm			
For models:	020, 024, 030, 250, 620, 627, 627PS, Ambra, E40, E45, E50, F19, F19A, F22, F22A, F27A, F28A, GLB615-GIGA, GLB785-GIGA, GLB795-GIGA, R20, R20A, R23A, R29A, Rubinia, SVELTINA, V40, V45, V50			
accessories for	519230			
	Part No.	510072	Ref. No.	904350
	O-ring EPDM thickness 3.53mm ID ø 32.93mm Qty 1 pcs			
	Part No.	519054	Ref. No.	902070
	locknut thread 1"			






1


Part No.	507574	Ref. No.	TR1234
description	drain fitting thread 1 1/4" ED ø 54mm H 40mm ID ø 36/33mm		
For models:	LAVASTOVIGLIE-A-NASTRO-N2500, LAVASTOVIGLIE-A-NASTRO-N3500, LAVASTOVIGLIE-A-NASTRO-N5000, LAVASTOVIGLIE-A-NASTRO-N6000, LAVASTOVIGLIE-A-NASTRO-N7500, LAVASTOVIGLIE-A-NASTRO-N9000, LAVASTOVIGLIE-A-TRAINO, LAVASTOVIGLIE-A-TRAINO-T1650, LAVASTOVIGLIE-A-TRAINO-T2000, LAVASTOVIGLIE-A-TRAINO-T3000, T1400, TS3700		




			
1			
Part No.	519502	Ref. No.	905249 906464
description	drain fitting thread 1 1/4" ED ø 54mm ID ø 31mm		
For models:	670-TRONIC, A670-TRONIC, GLS805-GIGA, GLS845-GIGA, N700F, N700FPS, N700F-PS, N700PS		


			
1			
Part No.	519232	Ref. No.	905450
description	drain fitting thread 1 1/4" ED ø 54mm ID ø 35mm		
For models:	1000, 1300, 1300S, 600, 700, 800, 900, E1000, GLS935-GIGA, GLS945-GIGA, GLS945S-GIGA, LAVASTOVIGLIE-A-NASTRO-N2500, LAVASTOVIGLIE-A-NASTRO-N3500, LAVASTOVIGLIE-A-NASTRO-N5000, LAVASTOVIGLIE-A-NASTRO-N6000, LAVASTOVIGLIE-A-NASTRO-N7500, LAVASTOVIGLIE-A-NASTRO-N9000, LAVASTOVIGLIE-A-TRAINO, LAVASTOVIGLIE-A-TRAINO-T1650, LAVASTOVIGLIE-A-TRAINO-T2000, LAVASTOVIGLIE-A-TRAINO-T3000, LP109, LP109V, LP124, LP67, LP67E, LP67E-TRONIC, LP67V, LP84, N1000-SILANOS, N1300		
accessories for	519232		
	Part No.	519055	Ref. No. 902080
	locknut thread 1 1/4"		
	Part No.	519179	Ref. No. 904380
	O-ring EPDM thickness 3.53mm ID ø 41.28mm Qty 1 pcs		


			
1			
Part No.	503151	Ref. No.	905256
description	flange ED ø 110mm ID ø 81mm		
For models:	GLS905-GIGA, GLS925-GIGA, N45, N50, N50-TRONIC-PDS-PBS, N90		


			
1			
Part No.	519637	Ref. No.	905238
description	flange ED ø 130mm H 4mm ID ø 99mm plastic		

			
1			
Part No.	519118	Ref. No.	903320
description	flat gasket rubber ED ø 70mm ID ø 52mm thickness 3mm Qty 1 pcs		
For models:	400, 600, 670-TRONIC, 700, A670-TRONIC, E40, E45, E50, GLS805-GIGA, GLS845-GIGA, N700F, N700FPS, N700F-PS, N700PS, V40, V45, V50		

			
1			
Part No.	506223	Ref. No.	905257
description	gasket D1 ø 110mm D2 ø 82mm thickness 3mm with 4 screw holes flange		
For models:	GLS905-GIGA, GLS925-GIGA, N45, N50, N50-TRONIC-PDS-PBS, N90		

			
1			
Part No.	519638	Ref. No.	905378
description	gasket ED ø 130mm H 4mm ID ø 102mm		

			
1			
Part No.	519316	Ref. No.	TR0099
description	inlet valve thread 2"		
For models:	1300, 800, 900		
accessories for	519316		
	Part No.	519347	Ref. No. TR2448
	flat gasket rubber ED ø 80mm ID ø 60mm thickness 3mm Qty 1 pcs equiv. no. TR2448 suitable for Silanos		
	Part No.	519348	Ref. No. TR2449
	locknut thread 2"		

			
1			
Part No.	519333	Ref. No.	TR0977
description	intake body		
For models:	1000, 1300S, E1000, GLS935-GIGA, LAVASTOVIGLIE-A-NASTRO-N2500, LAVASTOVIGLIE-A-NASTRO-N3500, LAVASTOVIGLIE-A-NASTRO-N5000, LAVASTOVIGLIE-A-NASTRO-N6000, LAVASTOVIGLIE-A-NASTRO-N7500, LAVASTOVIGLIE-A-NASTRO-N9000, LAVASTOVIGLIE-A-TRAINO, LAVASTOVIGLIE-A-TRAINO-T1650, LAVASTOVIGLIE-A-TRAINO-T2000, LAVASTOVIGLIE-A-TRAINO-T3000, LP109, LP124, LP67, LP67E, LP67E-TRONIC, LP84, T1400, TS3700		





1

Part No.	517009	Ref. No.	905245 905255
description	intake body ED ø 110mm ID ø 80mm hose ø 29/45mm		
For models:	GLS905-GIGA, GLS925-GIGA, N45, N50, N50-TRONIC-PDS-PBS, N90		




1

Part No.	519037	Ref. No.	901653
description	intake body ED ø 90mm ID ø 47mm		
For models:	1000, 1300S, E1000, GLS935-GIGA, GLS945-GIGA, GLS945S-GIGA, N1000-SILANOS, N1300		




1

Part No.	519215	Ref. No.	905380
description	intake body thread 1 1/4" H 60mm hose ø 36mm		
For models:	020, 024, 030, 250, 620, 627, 627PS, Ambra, F19, F19A, F22, F22A, F27A, F28A, GLB615-GIGA, GLB785-GIGA, GLB795-GIGA, LAVASTOVIGLIE-A-TRAINO, LAVASTOVIGLIE-A-TRAINO-T2000, LAVASTOVIGLIE-A-TRAINO-T3000, R20, R20A, R23A, R29A, Rubinia, SVELTINA, TS3700		




1

Part No.	519219	Ref. No.	905390
description	intake body thread 1 1/4" ID ø 40mm		
For models:	600, 670-TRONIC, 700, A670-TRONIC, E40, E45, E50, GLS805-GIGA, GLS845-GIGA, N700F, N700FPS, N700F-PS, N700PS, V40, V45, V50		




1

Part No.	519435	Ref. No.	900009
description	intake body thread M6 ED ø 65mm		
For models:	E40, E45, E50, V40, V45, V50		




1

Part No.	519083	Ref. No.	902850
description	knurled nut thread M6 H 10mm ø 43mm		
For models:	020, 024, 030, 250, 600, 620, 627, 627PS, 670-TRONIC, 700, A670-TRONIC, Ambra, E40, E45, E50, F19, F19A, F22, F22A, F27A, F28A, GLB615-GIGA, GLB785-GIGA, GLB795-GIGA, GLS805-GIGA, GLS845-GIGA, LAVASTOVIGLIE-A-TRAINO, LAVASTOVIGLIE-A-TRAINO-T2000, LAVASTOVIGLIE-A-TRAINO-T3000, N700F, N700FPS, N700FPS, N700PS, R20, R20A, R23A, R29A, SVELTINA, TS3700, V40, V45, V50		




1

Part No.	519054	Ref. No.	902070
description	locknut thread 1"		
For models:	020, 024, 030, 250, 620, 627, 627PS, Ambra, E40, E45, E50, F19, F19A, F22, F22A, F27A, F28A, GLB615-GIGA, GLB785-GIGA, GLB795-GIGA, R20, R20A, R23A, R29A, Rubinia, SVELTINA, V40, V45, V50		




1

Part No.	519055	Ref. No.	902080
description	locknut thread 1 1/4"		
For models:	020, 024, 030, 1000, 1300, 1300S, 250, 400, 600, 620, 627, 627PS, 670-TRONIC, 700, 800, 900, A670-TRONIC, Ambra, E1000, F19, F19A, F22, F22A, F27A, F28A, GLB615-GIGA, GLB785-GIGA, GLB795-GIGA, GLS805-GIGA, GLS845-GIGA, GLS935-GIGA, GLS945-GIGA, GLS945S-GIGA, LAVASTOVIGLIE-A-NASTRO-N2500, LAVASTOVIGLIE-A-NASTRO-N3500, LAVASTOVIGLIE-A-NASTRO-N5000, LAVASTOVIGLIE-A-NASTRO-N6000, LAVASTOVIGLIE-A-NASTRO-N7500, LAVASTOVIGLIE-A-NASTRO-N9000, LAVASTOVIGLIE-A-TRAINO, LAVASTOVIGLIE-A-TRAINO-T1650, LAVASTOVIGLIE-A-TRAINO-T2000, LAVASTOVIGLIE-A-TRAINO-T3000, LP109, LP109V, LP124, LP67, LP67E, LP67E-TRONIC, LP67V...(Other models you can see in the webshop)		



1

Part No.	519056	Ref. No.	902090
description	locknut thread 1 1/4"		
For models:	400, 600, 670-TRONIC, 700, A670-TRONIC, E40, E45, E50, GLS805-GIGA, GLS845-GIGA, N700F, N700FPS, N700F-PS, N700PS, V40, V45, V50		



1

Part No.	510072	Ref. No.	904350
description	O-ring EPDM thickness 3.53mm ID ø 32.93mm Qty 1 pcs		
For models:	020, 024, 030, 250, 620, 627, 627PS, Ambra, E40, E45, E50, F19, F19A, F22, F22A, F27A, F28A, GLB615-GIGA, GLB785-GIGA, GLB795-GIGA, R20, R20A, R23A, R29A, Rubinia, SVELTINA, V40, V45, V50		



1

Part No.	519179	Ref. No.	904380
description	O-ring EPDM thickness 3.53mm ID ø 41.28mm Qty 1 pcs		
For models:	020, 024, 030, 1000, 1300, 1300S, 250, 400, 600, 620, 627, 627PS, 670-TRONIC, 700, 800, 900, A670-TRONIC, Ambra, E1000, F19, F19A, F22, F22A, F27A, F28A, GLB615-GIGA, GLB785-GIGA, GLB795-GIGA, GLS805-GIGA, GLS845-GIGA, GLS935-GIGA, GLS945-GIGA, GLS945S-GIGA, LAVASTOVIGLIE-A-NASTRO-N2500, LAVASTOVIGLIE-A-NASTRO-N3500, LAVASTOVIGLIE-A-NASTRO-N5000, LAVASTOVIGLIE-A-NASTRO-N6000, LAVASTOVIGLIE-A-NASTRO-N7500, LAVASTOVIGLIE-A-NASTRO-N9000, LAVASTOVIGLIE-A-TRAIINO, LAVASTOVIGLIE-A-TRAIINO-T1650, LAVASTOVIGLIE-A-TRAIINO-T2000, LAVASTOVIGLIE-A-TRAIINO-T3000, LP109, LP109V, LP124, LP67, LP67E, LP67E-TRONIC, LP67V...(Other models you can see in the webshop)		



1

Part No.	511331	Ref. No.	904395 TR0189
description	O-ring EPDM thickness 3.53mm ID ø 53.57mm Qty 1 pcs		
For models:	1000, 1300S, E1000, GLS935-GIGA, GLS945-GIGA, GLS945S-GIGA, LAVASTOVIGLIE-A-NASTRO-N2500, LAVASTOVIGLIE-A-NASTRO-N3500, LAVASTOVIGLIE-A-NASTRO-N5000, LAVASTOVIGLIE-A-NASTRO-N6000, LAVASTOVIGLIE-A-NASTRO-N7500, LAVASTOVIGLIE-A-NASTRO-N9000, LAVASTOVIGLIE-A-TRAIINO-T1650, LAVASTOVIGLIE-A-TRAIINO-T2000, LAVASTOVIGLIE-A-TRAIINO-T3000, LP109, LP124, LP67, LP84, N1000-SILANOS, N1300		

filters

1

Part No.	519460	Ref. No.	904470
description	drain filter		
For models:	N50		



1

Part No.	519585	Ref. No.	904469 (old version)
description	drain filter mounting pos. lower ø 96mm H 55mm		



1

Part No.	519629	Ref. No.	904474
description	drain filter ø 115mm H 150mm for model N50PS L 495mm W 200mm		



1

Part No.	519565	Ref. No.	904474 old version
description	drain filter ø 77mm H 81mm		

1

Part No.	519641	Ref. No.	902399
description	drain filter ø 96mm H 138mm		



1

Part No.	519064	Ref. No.	904469
description	drain filter ø 96mm H 81mm		
For models:	GLS905-GIGA, GLS925-GIGA, N45, N50-TRONIC-PDS-PBS, N90		



1

Part No.	503168	Ref. No.	906710
description	drain filter suction L 112mm W 100mm H 180mm		
For models:	GLS945-GIGA, N1000-SILANOS		





1

Part No.	519071	Ref. No.	902610
description	filter for pump		
For models:	800, 900		





			
1			
Part No.	519063	Ref. No.	902590 902639
description	filter H 75mm L 160mm W 75mm		
For models:	600, 700, GLS805-GIGA, GLS845-GIGA, N700F, TS3700		


			
1			
Part No.	519613	Ref. No.	902394 902395 906709
description	filter ø 110 R09R-2525P-2M-3510mm H 140mm		


			
1			
Part No.	519640	Ref. No.	906621
description	filter warewashing with weight ø 24mm L 42mm		


			
1			
Part No.	519072	Ref. No.	902631
description	flat filter		
For models:	800, 900		


			
1			
Part No.	519188	Ref. No.	904461
description	flat filter		
For models:	E45, V45		


			
1			
Part No.	519189	Ref. No.	904462
description	flat filter		
For models:	E50, V50		

			
1			
Part No.	519190	Ref. No.	904463
description	flat filter		
For models:	V40		

			
1			
Part No.	519191	Ref. No.	904464
description	flat filter		
For models:	V45		

			
1			
Part No.	519192	Ref. No.	904465
description	flat filter		
For models:	V50		

			
1			
Part No.	519439	Ref. No.	902637
description	flat filter H 55mm L 270mm W 145mm		

			
1			
Part No.	519429	Ref. No.	902635
description	flat filter L 225mm W 145mm		



1



Part No.	519431	Ref. No.	902629
description	flat filter L 420mm W 255mm		

1



Part No.	519512	Ref. No.	905355
description	intake filter H 50mm L 250mm W 85mm		
For models:	E40, E45, E50		

1



Part No.	519516	Ref. No.	902643
description	intake filter \varnothing 105mm H 56mm		
For models:	627PS		

1



Part No.	519194	Ref. No.	904468 905395
description	round filters for pump \varnothing 74mm H 40mm		
For models:	V40, V45, V50		

1



Part No.	519068	Ref. No.	902570
description	round filters suction		
For models:	627, 627PS, Ambra, Rubinia		

1



Part No.	519317	Ref. No.	TR0100
description	round filters suction		
For models:	1300		

1



Part No.	519069	Ref. No.	902580
description	round filters suction \varnothing 105mm H 56mm		
For models:	024, 030, 250, 400, F27A, GLB785-GIGA, GLB795-GIGA, LAVASTOVIGLIE-A-TRAINO, LAVASTOVIGLIE-A-TRAINO-T2000, LAVASTOVIGLIE-A-TRAINO-T3000, R29A		

1



Part No.	519193	Ref. No.	904467
description	round filters suction \varnothing 75mm H 56mm		
For models:	020, 620, F19, F19A, F22, F22A, F28A, GLB615-GIGA, R20, R20A, R23A, SVELTINA		

overflow pipes

1

Part No.	519329	Ref. No.	TR0933
description	guide for overflow pipe		
For models:	LP109, LP109V, LP124, LP67, LP67E, LP67E-TRONIC, LP67V, LP84		

1




Part No.	501352	Ref. No.	904404
description	O-ring EPDM thickness 3.53mm ID \varnothing 21.82mm Qty 1 pcs		
For models:	670-TRONIC, GLS805-GIGA, GLS845-GIGA, GLS905-GIGA, GLS925-GIGA, N45, N50-TRONIC-PDS-PBS, N700F, N700FPS, N700F-PS, N90		



1


Part No.	519262	Ref. No.	907250
description	overflow pipe		
For models:	R20, R20A, R23A		

2




Part No.	519266	Ref. No.	907310
description	overflow pipe L 115mm		
For models:	600, 700		

1



Part No.	519507	Ref. No.	907307
description	overflow pipe L 118mm ø 28.5mm		
For models:	N700FPS, N700F-PS		


1




Part No.	519506	Ref. No.	905246
description	overflow pipe L 118mm ø 28.5mm with cap		

1




Part No.	519582	Ref. No.	907301
description	overflow pipe L 118mm ø 28.5mm with drain fitting 1¼" ET		
For models:	670-TRONIC, A670-TRONIC, GLS805-GIGA, GLS845-GIGA, GLS945-GIGA, N1300, N700F		
accessories for	519582		
	Part No.	Ref. No.	
	501352	904404	
	O-ring EPDM thickness 3.53mm ID ø 21.82mm Qty 1 pcs		

1




Part No.	519265	Ref. No.	907282
description	overflow pipe L 150mm ø 24/27mm		
For models:	E40, V40, V45, V50		

1



Part No.	519614	Ref. No.	902274
description	overflow pipe L 155mm ø 21mm plastic		

1




Part No.	519615	Ref. No.	902276
description	overflow pipe L 160mm ø 21mm plastic		

1


Part No.	519642	Ref. No.	900129
description	overflow pipe L 173mm ø 28.5mm		

1



Part No.	519540	Ref. No.	905248
description	overflow pipe L 178mm ø 29mm		

1



Part No.	519268	Ref. No.	907336
description	overflow pipe L 190mm		
For models:	800, 900		



1



Part No.	519436	Ref. No.	907303
description	overflow pipe L 210mm ø 28.5mm		
For models:	GLS905-GIGA, GLS925-GIGA, N45, N50, N50-TRONIC-PDS-PBS, N90		
accessories for	519436		
	Part No.	Ref. No.	904404
	O-ring EPDM thickness 3.53mm ID ø 21.82mm Qty 1 pcs		

1



Part No.	524920	Ref. No.	907311
description	overflow pipe L 220mm ø 28mm		

1



Part No.	519267	Ref. No.	907329
description	overflow pipe L 245mm ø 35mm		
For models:	1000, 1300, GLS935-GIGA, GLS945-GIGA		

1



Part No.	519479	Ref. No.	907338 907340
description	overflow pipe L 300mm ø 36mm		
For models:	GLS945S-GIGA, N1300, TS3700		

1



Part No.	519390	Ref. No.	TR1115
description	overflow pipe L 430mm ø 35mm		
For models:	LAVASTOVIGLIE-A-NASTRO-N2500, LAVASTOVIGLIE-A-NASTRO-N3500, LAVASTOVIGLIE-A-NASTRO-N5000, LAVASTOVIGLIE-A-NASTRO-N6000, LAVASTOVIGLIE-A-NASTRO-N7500, LAVASTOVIGLIE-A-NASTRO-N9000, LAVASTOVIGLIE-A-TRAINO, LAVASTOVIGLIE-A-TRAINO-T1650, LAVASTOVIGLIE-A-TRAINO-T2000, LAVASTOVIGLIE-A-TRAINO-T3000		

1



Part No.	519331	Ref. No.	TR0938
description	overflow pipe L 470mm ø 35mm		
For models:	LP109, LP109V, LP124, LP67, LP67V, LP84		

1



Part No.	519503	Ref. No.	907288
description	overflow pipe L 85mm ø 28.5mm		

1



Part No.	519504	Ref. No.	907312
description	overflow pipe L 85mm ø 28.5mm with 4 holes		

1



Part No.	519264	Ref. No.	907280
description	overflow pipe L 92mm ø 27mm		
For models:	020, 024, 030, 250, 620, 627, Ambra, F19, F19A, F22, F22A, F27A, F28A, GLB615-GIGA, GLB785-GIGA, GLB795-GIGA, R29A, Rubinia, SVELTINA		

1



Part No.	524506	Ref. No.	907308
description	overflow pipe L 92mm ø 27mm		
For models:	627PS		

1



Part No.	519338	Ref. No.	TR1039
description	overflow pipe with handle L 350mm ø 36mm		
For models:	1300S, LAVASTOVIGLIE-A-TRAINO, LAVASTOVIGLIE-A-TRAINO-T3000, TS3700		

1



Part No.	519626	Ref. No.	TR1024
description	overflow pipe without handle SS		
For models:	LAVASTOVIGLIE-A-NASTRO-N3500, LAVASTOVIGLIE-A-NASTRO-N5000, LAVASTOVIGLIE-A-NASTRO-N6000, LAVASTOVIGLIE-A-NASTRO-N7500, LAVASTOVIGLIE-A-NASTRO-N9000, N1000-SILANOS		



containers

container lids



1

Part No.	524508	Ref. No.	906418
description	lid ø 61mm for salt tank		

dosing containers





1





Part No.	519044	Ref. No.	901761
description	rinse aid container		
For models:	400, 600, 700, Ambra, F19, F19A, F22, F22A, F27A, F28A, R20, R20A, R23A, R29A, Rubinia		

salt tanks



1

Part No.	510929	Ref. No.	901770 901771
description	salt tank ø 120mm H 117mm hose ø 10mm mounting ø 70mm overall height 157mm		
For models:	250, 400, Ambra, F22A, F27A, F28A, R20A, R23A, R29A		
spare parts for	510929		
	Part No.	506015	Ref. No. —
	O-ring EPDM thickness 3.53mm ID ø 39.69mm Qty 1 pcs		
	Part No.	510018	Ref. No. —
	nut ø 92mm H 10.5mm for salt tank ID ø 64mm		

spare parts for	510929		
	Part No.	524177	Ref. No. —
	lid ø 69mm H 20mm for salt tank ID ø 50mm		
accessories for	510929		
	Part No.	510071	Ref. No. —
	flat gasket rubber ED ø 81mm ID ø 68mm thickness 3mm for salt tank Qty 1 pcs		
	Part No.	510654	Ref. No. —
	gasket H 6mm D1 ø 82mm D2 ø 68mm		
	Part No.	510883	Ref. No. —
	gasket rubber ED ø 86mm ID ø 66mm thickness 2mm for salt tank Qty 1 pcs		

accessories



1

Part No.	524507	Ref. No.	902830
description	nut ø 83mm for salt tank external height 10mm Qty 1 pcs		

boilers

boilers for dishwashers



1

Part No.	519020	Ref. No.	900347
description	boiler		
For models:	R20, R20A, R23A		



1

Part No.	519024	Ref. No.	900360
description	boiler		
For models:	250, Ambra		

1

Part No.	519025	Ref. No.	900364
description	boiler		
For models:	R29A		



1

Part No.	519026	Ref. No.	900450
description	boiler		
For models:	600		

1

Part No.	519027	Ref. No.	900460
description	boiler		
For models:	700		

1



Part No.	519028	Ref. No.	900486
description	boiler		
For models:	GLS905-GIGA, GLS925-GIGA, N45, N50, N700FPS, N90, V45, V50		

1



Part No.	519034	Ref. No.	900929
description	boiler		
For models:	1300S		
spare parts for	519034		



Part No.	390717	Ref. No.	907297
description	bi-metal safety thermostat hole distance 23.8mm switch-off temp. 110°C 1NC 1-pole 16A 250V connection F6.3 2 hole fixing mounting ø 18.3mm		



Part No.	418249	Ref. No.	905580 TR0342
description	heating element 10000W 230V mounting ø 57.5mm heating circuits 3 L 512mm W 50mm H 33mm number of thermostat sleeves 1 thermostat sleeves ø 8.5mm length thermostat sleeves 458mm thermostat sleeve eccentric, clinging tube ø 6.3mm hole distance 70mm hole ø 9mm connection length 30mm connection M4 3 hole flange immersion heater		



1



Part No.	508429	Ref. No.	900384
description	boiler 3500W 230V ø 127mm L 400mm		
For models:	A670-TRONIC		

1



Part No.	519527	Ref. No.	900371	
description	boiler complete 3000W 230V ø 127mm L 330mm			
spare parts for	519527			
	Part No.	415167	Ref. No.	—
description	heating element 3000W 230V mounting ø 38.5mm heating circuits 2 L 300mm W 21mm H 35mm number of thermostat sleeves 1 thermostat sleeves ø 6.5mm length thermostat sleeves 53mm thermostat sleeve not clinging tube ø 6.3mm hole distance 57mm hole ø 10mm 3 hole flange connection male faston 6.3mm immersion heater			
	Part No.	532577	Ref. No.	—
description	O-ring EPDM thickness 5.34mm ID ø 40.65mm Qty 1 pcs			

1



Part No.	519021	Ref. No.	900351
description	boiler ø 100mm L 340mm		
For models:	F19, F19A, F22, F22A, F28A, GLB615-GIGA, SVELTINA		



1





Part No.	517643	Ref. No.	900368
description	boiler ø 105mm L 340mm inlet ø 12mm		
For models:	020, 620		



1

Part No.	519023	Ref. No.	900355
description	boiler ø 125mm L 330mm		
For models:	024, 030, 627, 627PS, F27A, GLB785-GIGA, GLB795-GIGA		
accessories for	519023		
	Part No.	415167	Ref. No. —
	heating element 3000W 230V mounting ø 38.5mm heating circuits 2 L 300mm W 21mm H 35mm number of thermostat sleeves 1 thermostat sleeves ø 6.5mm length thermostat sleeves 53mm thermostat sleeve not clinging tube ø 6.3mm hole distance 57mm hole ø 10mm 3 hole flange connection male faston 6.3mm immersion heater		
	Part No.	532577	Ref. No. —
	O-ring EPDM thickness 5.34mm ID ø 40.65mm Qty 1 pcs		

1

	Part No.	519486	Ref. No.	900352
description	boiler with heating element ø 103mm L 340mm			
accessories for	519486			
	Part No.	416263	Ref. No.	905492 905493 905496 905500
	heating element 2600W 230V mounting ø 38.5mm heating circuits 1 L 293mm W 26mm H 26mm number of thermostat sleeves 1 thermostat sleeves ø 7mm length thermostat sleeves 260mm thermostat sleeve not clinging tube ø 6.3mm hole distance 57mm hole ø 10mm 3 hole flange connection male faston 6.3mm immersion heater			

1

	Part No.	519022	Ref. No.	900353
description	boiler ø 150mm L 400mm			
For models:	600, 670-TRONIC, 700, 800, 900, E40, E45, E50, GLS805-GIGA, GLS845-GIGA, N50-TRONIC-PDS-PBS, N700F, N700F-PS, N700PS, V40			

accessories


1

Part No.	519322	Ref. No.	TR0594
description	cover for boiler		
For models:	1300S		

1

	Part No.	519487	Ref. No.	900378 900485
description	boiler with heating element 6000W 230V ø 155mm L 400mm			
For models:	1000, 1300, E1000, GLS935-GIGA, GLS945-GIGA, GLS945S-GIGA, N1000-SILANOS, N1300			
spare parts for	519487			
	Part No.	416268	Ref. No.	905570 905571
	heating element 6000W 230V mounting ø 38.5mm heating circuits 3 L 360mm W 34mm H 55mm L1 35mm L2 70mm L3 255mm H1 27mm H2 28mm hole distance 57mm hole ø 10mm tube ø 6.3mm connection male faston 6.3mm immersion heater 3 hole flange			
	Part No.	532577	Ref. No.	—
	O-ring EPDM thickness 5.34mm ID ø 40.65mm Qty 1 pcs			


1


	Part No.	519270	Ref. No.	907390
description	heat exchanger			
For models:	250, Ambra			

rotation plates

rotation plates

1


	Part No.	519112	Ref. No.	903150
description	rotation plate			
For models:	250, Ambra, R20, R20A, R23A, R29A, Rubinia			



1

Part No.	519111	Ref. No.	903149
description	rotation plate complete		
For models:	250, Ambra, Rubinia		

rotation plate bearings



1

Part No.	519213	Ref. No.	905349
description	bearing for rotation plate		
For models:	R20, R20A, Rubinia		



1

Part No.	519350	Ref. No.	900011
description	bearing rotation plate complete		
For models:	R20, R20A, R23A, R29A, Rubinia		

accessories




1

Part No.	519252	Ref. No.	906350
description	bracket for rotation plate bearings		
For models:	250, Ambra, R23A, R29A		



1

Part No.	519061	Ref. No.	902160
description	spacer piece		
For models:	250, Ambra		



1

Part No.	519307	Ref. No.	956026
description	spindle		
For models:	Ambra		

softener cartridges

softening columns



1

Part No.	530000	Ref. No.	902150
description	softener 4-fold L 380mm W 180mm		
For models:	250, 400, Ambra, F22A, F27A, F28A, R20A, R23A, R29A, Rubinia		

housing and bezels

miscellaneous




1

Part No.	697926	Ref. No.	901657
description	sticker for handle rail L 460mm		
For models:	GLS805-GIGA, GLS845-GIGA, N700F		


hood mechanics for dishwashers

bolts



1

Part No.	699226	Ref. No.	903439
description	bracket ED \varnothing 20mm ID \varnothing 4.5mm L 30mm		
For models:	700		



1

Part No.	519202	Ref. No.	904771
description	screw bolt hood mechanics		
For models:	1000, 1300, 1300S, E1000, GLS935-GIGA, T1400, TS3700		



bushes



1			
Part No.	519031	Ref. No.	900514
description	bush for hood rod		
For models:	1000, 1300, 1300S, E1000, GLS935-GIGA		



1			
Part No.	519205	Ref. No.	904796
description	bush hood mechanics		
For models:	1000, 1300, 1300S, E1000, GLS935-GIGA, GLS945-GIGA, GLS945S-GIGA, N1000-SILANOS, N1300		



1			
Part No.	507576	Ref. No.	908763
description	guide bushing for hood handle		

spring holders



1			
Part No.	519243	Ref. No.	906066
description	bush for spring holder hood mechanics		
For models:	1000, 1300, 1300S, E1000, GLS935-GIGA, GLS945-GIGA, GLS945S-GIGA, N1000-SILANOS, N1300		

guide bars

1			
Part No.	519036	Ref. No.	901567
description	guide for hood		
For models:	1300		

hood handles



1			
Part No.	519447	Ref. No.	908728
description	hood handle		
For models:	GLS945-GIGA, GLS945S-GIGA, N1000-SILANOS, N1300		



1			
Part No.	519206	Ref. No.	904930
description	lever joint hood mechanics		
For models:	1000, 1300, 1300S, E1000, GLS935-GIGA		

screws for spring compressor



1			
Part No.	519260	Ref. No.	907222
description	screw for spring compressor hood mechanics		
For models:	1000, 1300, 1300S, E1000, GLS935-GIGA		

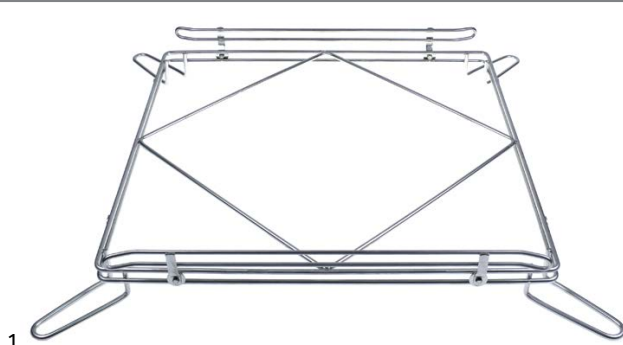


1			
Part No.	519274	Ref. No.	902377 907653
description	screw thread M10 L 187mm for spring compressor hood mechanics		
For models:	1300, GLS945-GIGA, GLS945S-GIGA, N1000-SILANOS, N1300		



basket guides

basket holders



Part No.	971057	Ref. No.	908708
description	basket support		
For models:	GLS945-GIGA, GLS945S-GIGA, N1000-SILANOS, N1300		

actuators



Part No.	699227	Ref. No.	TR2129
description	bolt L 61mm \varnothing 8mm		
For models:	LAVASTOVIGLIE-A-TRAINO, LAVASTOVIGLIE-A-TRAINO-T1650, LAVASTOVIGLIE-A-TRAINO-T2000, LAVASTOVIGLIE-A-TRAINO-T3000, T1400, TS3700		



Part No.	699228	Ref. No.	TR3351
description	mixer coupling L 75mm W 21.5mm H 24.5mm		
For models:	T1400, TS3700		

air traps

air traps



Part No.	506396	Ref. No.	907251
-----------------	--------	-----------------	--------

description air trap

spare parts for 506396

	Part No.	506398	Ref. No.	—
	flat gasket rubber ED \varnothing 37.5mm ID \varnothing 24mm thickness 2mm Qty 1 pcs			
	Part No.	506399	Ref. No.	—
	nut thread 3/4" H 3mm WS 32 brass Qty 1 pcs			
	Part No.	506400	Ref. No.	—
	flat gasket rubber ED \varnothing 24mm ID \varnothing 16.5mm thickness 1.5mm Qty 1 pcs			
	Part No.	506401	Ref. No.	—
	hose connector			

spare parts for 506396

	Part No.	506402	Ref. No.	—
	union nut			



Part No.	519250	Ref. No.	907254
-----------------	--------	-----------------	--------

description air trap

For models: E1000, GLS905-GIGA, GLS925-GIGA, GLS945-GIGA, GLS945S-GIGA, N1000-SILANOS, N1300, N45, N50, N50-TRONIC-PDS-PBS, N90



Part No.	519263	Ref. No.	907252
-----------------	--------	-----------------	--------

description air trap

For models: 024, 030, 250, 400, 600, 670-TRONIC, 700, A670-TRONIC, Ambra, GLB785-GIGA, GLB795-GIGA, GLS805-GIGA, GLS845-GIGA, LAVASTOVIGLIE-A-TRAINO, LAVASTOVIGLIE-A-TRAINO-T2000, LAVASTOVIGLIE-A-TRAINO-T3000, N700F, N700FPS, N700F-PS, N700PS, Rubinia

accessories for 519263

	Part No.	519057	Ref. No.	—
	nut thread 3/8" WS 25 H 6mm brass			
	Part No.	519114	Ref. No.	903260
	flat gasket rubber ED \varnothing 25mm ID \varnothing 16.5mm thickness 2mm Qty 1 pcs			



Part No.	519319	Ref. No.	TR0268
-----------------	--------	-----------------	--------

description air trap

For models: 1000, 1300, 1300S, 800, 900, GLS935-GIGA, LAVASTOVIGLIE-A-NASTRO-N2500, LAVASTOVIGLIE-A-NASTRO-N3500, LAVASTOVIGLIE-A-NASTRO-N5000, LAVASTOVIGLIE-A-NASTRO-N6000, LAVASTOVIGLIE-A-NASTRO-N7500, LAVASTOVIGLIE-A-NASTRO-N9000, LAVASTOVIGLIE-A-TRAINO, LAVASTOVIGLIE-A-TRAINO-T1650, LAVASTOVIGLIE-A-TRAINO-T2000, LAVASTOVIGLIE-A-TRAINO-T3000, T1400, TS3700

accessories for 519319

	Part No.	519057	Ref. No.	—
	nut thread 3/8" WS 25 H 6mm brass			
	Part No.	519114	Ref. No.	903260
	flat gasket rubber ED \varnothing 25mm ID \varnothing 16.5mm thickness 2mm Qty 1 pcs			



Part No.	519330	Ref. No.	TR0935
-----------------	--------	-----------------	--------

description air trap


For models: LP109, LP109V, LP124, LP67, LP67E, LP67E-TRONIC, LP67V, LP84


accessories for 519330

	Part No.	519057	Ref. No.	—
	nut thread 3/8" WS 25 H 6mm brass			

Table continues overleaf



accessories for 519330			
	Part No. 519114	Ref. No.	903260
flat gasket rubber ED ø 25mm ID ø 16.5mm thickness 2mm Qty 1 pcs			

	1		
Part No. 519513	Ref. No.	905266	
description	air trap L 40mm W 30mm H 45mm thread M12x1.75 hose ø 5mm plastic		


	1		
Part No. 519212	Ref. No.	905272 905273	
description	air trap L 54mm W 41mm H 45mm hose ø 6mm		
For models:	620, 627, 627PS, E40, E45, E50, F19, F19A, F22, F22A, F27A, F28A, GLB615-GIGA, LAVASTOVIGLIE-A-NASTRO-N2500, LAVASTOVIGLIE-A-NASTRO-N3500, LAVASTOVIGLIE-A-NASTRO-N5000, LAVASTOVIGLIE-A-NASTRO-N6000, LAVASTOVIGLIE-A-NASTRO-N7500, LAVASTOVIGLIE-A-NASTRO-N9000, R20, R20A, R23A, R29A, SVELTINA, V40, V45, V50		
accessories for 519212			
	Part No. 519057	Ref. No.	—
nut thread 3/8" WS 25 H 6mm brass			
	Part No. 519114	Ref. No.	903260
flat gasket rubber ED ø 25mm ID ø 16.5mm thickness 2mm Qty 1 pcs			

1			
Part No. 519643	Ref. No.	905262	
description	air trap L 91mm W 54mm H 41mm hose ø 4x7mm plastic		

air trap accessories			
	1		
Part No. 511385	Ref. No.	907926	
description	flange L 46mm W 32mm for air trap		

	1		
Part No. 511197	Ref. No.	903261	
description	gasket L 46mm W 33mm for air trap		
For models:	E1000, GLS905-GIGA, GLS925-GIGA, GLS945-GIGA, GLS945S-GIGA, N1000-SILANOS, N1300, N45, N50-TRONIC-PDS-PBS, N90		

1			
Part No. 519162	Ref. No.	904131	
description	spring		
For models:	1000, 250, 400, 600, 700, Ambra, Rubinia		

mechanics for flight type dishwashers			
	1		
Part No. 507575	Ref. No.	TR1130	
description	connector for transport system L 90mm W 20mm hole ø 8.5mm		
For models:	LAVASTOVIGLIE-A-NASTRO-N2500, LAVASTOVIGLIE-A-NASTRO-N3500, LAVASTOVIGLIE-A-NASTRO-N5000, LAVASTOVIGLIE-A-NASTRO-N6000, LAVASTOVIGLIE-A-NASTRO-N7500, LAVASTOVIGLIE-A-NASTRO-N9000		

pipes			
	1		
Part No. 519224	Ref. No.	905412	
description	pipe		
For models:	600		



1

Part No.	519225	Ref. No.	905413
description	pipe		
For models:	700		

backflow preventers

backflow preventers



1

Part No.	518621	Ref. No.	907118
description	backflow preventer		



1

Part No.	516101	Ref. No.	907460 TR2433
-----------------	--------	-----------------	------------------

description backflow preventer dishwasher hose ø 12mm

For models: O24, 030, 1000, 1300, 1300S, 600, 670-TRONIC, 700, 800, 900, A670-TRONIC, E1000, E40, E45, E50, GLB785-GIGA, GLB795-GIGA, GLS805-GIGA, GLS845-GIGA, GLS905-GIGA, GLS925-GIGA, GLS935-GIGA, GLS945-GIGA, GLS945S-GIGA, LAVASTOVIGLIE-A-NASTRO-N2500, LAVASTOVIGLIE-A-NASTRO-N3500, LAVASTOVIGLIE-A-NASTRO-N5000, LAVASTOVIGLIE-A-NASTRO-N6000, LAVASTOVIGLIE-A-NASTRO-N7500, LAVASTOVIGLIE-A-NASTRO-N9000, LAVASTOVIGLIE-A-TRAINO, LAVASTOVIGLIE-A-TRAINO-T1650, LAVASTOVIGLIE-A-TRAINO-T2000, LAVASTOVIGLIE-A-TRAINO-T3000, LP109, LP109V, LP124, LP67, LP67E, LP67E-TRONIC, LP67V, LP84, N1000-SILANOS, N1300, N45, N50, N50-TRONIC-PDS-PBS, N700F, N700FPS, N700F-PS...(Other models you can see in the webshop)

spare parts for 516101



Part No.	506367	Ref. No.	—
-----------------	--------	-----------------	---

flat gasket rubber ED ø 40mm ID ø 28mm thickness 1.8mm Qty 1 pcs

miscellaneous



1

Part No.	850121	Ref. No.	904571
description	bracket for softener L 220mm W 40mm H 40mm for Silanos		

1

Part No.	519308	Ref. No.	956045
description	bush for shaft		
For models:	250, 600, 700, Ambra		

1

Part No.	519257	Ref. No.	906453
description	cap for microswitch		

1

Part No.	519311	Ref. No.	956092
description	connection for microswitch		
For models:	250, 600, 700, Ambra		


1

Part No.	508415	Ref. No.	906220
description	lid mounting ø 40mm for Silanos		


1

Part No.	519309	Ref. No.	956046
description	nut		
For models:	600, 700, Ambra		



1 

Part No.	519237	Ref. No.	906001
description	plain washer		
For models:	1300, 1300S, GLS945S-GIGA, N1300		

1 

Part No.	519242	Ref. No.	906060
description	plain washer		
For models:	Ambra, R20, R20A, R23A, R29A		

1


Part No.	519292	Ref. No.	951725
description	shaft for microswitch		
For models:	250, Ambra		

1

Part No.	519294	Ref. No.	951728
description	shaft for microswitch		
For models:	600		

1

Part No.	519295	Ref. No.	951729
description	shaft for microswitch		
For models:	700		


1 

Part No.	519258	Ref. No.	907211
description	tie bar		
For models:	250, R29A		

door mechanics


springs

roller springs

1 


Part No.	519340	Ref. No.	TR1859
description	roller spring		
For models:	LP109, LP124		

tension springs

1 

Part No.	519164	Ref. No.	904134
description	spring		
For models:	1300		

linkage


1 

Part No.	519261	Ref. No.	902740 907240 907241
description	door pin tie bar		
For models:	030, 400, 600, 627, 627PS, 670-TRONIC, 700, 800, 900, A670-TRONIC, E40, E45, E50, F27A, F28A, GLB785-GIGA, GLS805-GIGA, GLS845-GIGA, N700F, N700FPS, N700F-PS, N700PS, R29A, V40, V45, V50		

1

Part No.	519305	Ref. No.	956001
description	tie bar		
For models:	250, 600, 700		

threaded shafts

1 

Part No.	519228	Ref. No.	905424
description	threaded part end stop		
For models:	030, 600, 627, 627PS, 670-TRONIC, 700, 800, 900, A670-TRONIC, E40, E45, E50, F27A, F28A, GLB785-GIGA, GLS805-GIGA, GLS845-GIGA, N700F, N700FPS, N700F-PS, N700PS, R29A, V40, V45, V50		



sliding plates



1

Part No.	519208	Ref. No.	904952
description	sliding plate sliding plate		
For models:	030, 250, 400, 600, 627, 627PS, 670-TRONIC, 700, 800, 900, A670-TRONIC, E40, E45, E50, F27A, F28A, GLB785-GIGA, GLS805-GIGA, GLS845-GIGA, N700F, N700FPS, N700F-PS, N700PS, R29A, V40, V45, V50		

hinges



1

Part No.	519035	Ref. No.	901245
description	door hinge bores 3 hinge		
For models:	020, 024, 030, 600, 620, 627, 627PS, 670-TRONIC, 700, 800, 900, A670-TRONIC, E40, E45, E50, F19, F19A, F22, F22A, F27A, F28A, GLB615-GIGA, GLB785-GIGA, GLB795-GIGA, GLS805-GIGA, GLS845-GIGA, N700F, N700FPS, N700F-PS, N700PS, R20, R20A, R23A, R29A, Rubinia, SVELTINA, V40, V45, V50		



1

Part No.	519346	Ref. No.	TR2447
description	door hinge hinge		
For models:	LP109, LP124, LP67, LP84		



1

Part No.	502263	Ref. No.	901247 901249
description	hinge mounting pos. left L 94mm N45/N50		
For models:	GLS905-GIGA, GLS925-GIGA, N45, N50, N50-TRONIC-PDS-PBS, N90		



1

Part No.	502262	Ref. No.	901246 901248
description	hinge mounting pos. right L 94mm N45/N50		
For models:	GLS905-GIGA, GLS925-GIGA, N45, N50, N50-TRONIC-PDS-PBS, N90		

hinge pins



1

Part No.	519204	Ref. No.	904795
description	hinge pin hinge pin		
For models:	020, 024, 030, 600, 620, 627, 627PS, 670-TRONIC, 700, 800, 900, A670-TRONIC, E40, E45, E50, F19, F19A, F22, F22A, F27A, F28A, GLB615-GIGA, GLB785-GIGA, GLB795-GIGA, GLS805-GIGA, GLS845-GIGA, N700F, N700FPS, N700F-PS, N700PS, R20, R20A, R23A, R29A, SVELTINA, V40, V45, V50		

door bumpers

1

Part No.	519229	Ref. No.	905430
description	door bumper		
For models:	250, 400, 600, 700		



locks




1


Part No.	507011	Ref. No.	3398050
description	door catch complete door locking catch		




 <p>1</p>			
Part No.	519247	Ref. No.	906121
description	door catch door locking catch		
For models:	020, 024, 030, 600, 620, 627, 627PS, 670-TRONIC, 700, 800, 900, A670-TRONIC, E40, E45, E50, F19, F19A, F22, F22A, F27A, F28A, GLB615-GIGA, GLB785-GIGA, GLB795-GIGA, GLS805-GIGA, GLS845-GIGA, GLS905-GIGA, GLS925-GIGA, N45, N50, N50-TRONICPDS-PBS, N700F, N700FPS, N700F-PS, N700PS, N90, R20, R20A, R23A, R29A, SVELTINA, V40, V45, V50		
accessories for	519247		
	 <p>Part No. 519050 Ref. No. 902023</p> <p>nut thread M12x1.75 H 4mm WS 16 SS Qty 1 pcs for snap lock</p>		


miscellaneous

 <p>1</p>			
Part No.	519240	Ref. No.	906010
description	ball seating		
For models:	1000, 250, 400, 600, 700, Ambra		

 <p>1</p>			
Part No.	519254	Ref. No.	906435
description	cap for door inside		
For models:	250, 400, 600, 700, Ambra		


 <p>1</p>			
Part No.	504435	Ref. No.	908146
description	flat gasket plastic ED ø 18mm ID ø 9.5mm thickness 2.5mm for door hinge Qty 1 pcs		
For models:	GLS905-GIGA, GLS925-GIGA, N45, N50-TRONIC-PDS-PBS, N90		

 <p>1</p>			
Part No.	502264	Ref. No.	903252
description	gasket H 2mm L 210mm W 35mm		


 <p>1</p>			
Part No.	519511	Ref. No.	TR1212
description	magnet holder		
For models:	LAVASTOVIGLIE-A-NASTRO-N2500, LAVASTOVIGLIE-A-NASTRO-N3500, LAVASTOVIGLIE-A-NASTRO-N5000, LAVASTOVIGLIE-A-NASTRO-N6000, LAVASTOVIGLIE-A-NASTRO-N7500, LAVASTOVIGLIE-A-NASTRO-N9000, T1400, TS3700		

 <p>1</p>			
Part No.	519345	Ref. No.	TR2446
description	pin for hinge stainless steel L 60mm D1 ø 12mm D2 ø 25mm		
For models:	LP109, LP124, LP67, LP67E, LP67E-TRONIC, LP84		


 <p>1</p>			
Part No.	547948	Ref. No.	TR2008
description	spring holder for torsion spring		
For models:	LAVASTOVIGLIE-A-NASTRO-N2500, LAVASTOVIGLIE-A-NASTRO-N3500, LAVASTOVIGLIE-A-NASTRO-N5000, LAVASTOVIGLIE-A-NASTRO-N6000, LAVASTOVIGLIE-A-NASTRO-N7500, LAVASTOVIGLIE-A-NASTRO-N9000, LAVASTOVIGLIE-A-TRAINO, LAVASTOVIGLIE-A-TRAINO-T1650, LAVASTOVIGLIE-A-TRAINO-T2000, LAVASTOVIGLIE-A-TRAINO-T3000, LP67E, LP67E-TRONIC, T1400, TS3700		


 <p>1</p>			
Part No.	519328	Ref. No.	TR0931
description	thread block		
For models:	LP109, LP124, LP67, LP67E, LP67E-TRONIC, LP84		


screw connections

 <p>1</p>			
Part No.	519084	Ref. No.	902860
description	locknut		
For models:	250, Ambra, R20, R20A, R23A, R29A		




			
1			
Part No.	519054	Ref. No.	902070
description	locknut thread 1"		
For models:	020, 024, 030, 250, 620, 627, 627PS, Ambra, E40, E45, E50, F19, F19A, F22, F22A, F27A, F28A, GLB615-GIGA, GLB785-GIGA, GLB795-GIGA, R20, R20A, R23A, R29A, Rubinia, SVELTINA, V40, V45, V50		


			
1			
Part No.	519053	Ref. No.	902061
description	locknut thread 1/2"		
For models:	1000, 1300, 1300S, 600, 700, E1000, GLS935-GIGA, GLS945-GIGA, GLS945S-GIGA, LAVASTOVIGLIE-A-NASTRO-N2500, LAVASTOVIGLIE-A-NASTRO-N3500, LAVASTOVIGLIE-A-NASTRO-N5000, LAVASTOVIGLIE-A-NASTRO-N6000, LAVASTOVIGLIE-A-NASTRO-N7500, LAVASTOVIGLIE-A-NASTRO-N9000, LP109, LP109V, LP124, LP67, LP67E, LP67E-TRONIC, LP67V, LP84, N1000-SILANOS, N1300, Rubinia		


			
1			
Part No.	519312	Ref. No.	956112
description	locknut thread 1/4"		
For models:	250, 600, 700, Ambra		


			
1			
Part No.	519055	Ref. No.	902080
description	locknut thread 1 3/4"		
For models:	020, 024, 030, 1000, 1300, 1300S, 250, 400, 600, 620, 627, 627PS, 670-TRONIC, 700, 800, 900, A670-TRONIC, Ambra, E1000, F19, F19A, F22, F22A, F27A, F28A, GLB615-GIGA, GLB785-GIGA, GLB795-GIGA, GLS805-GIGA, GLS845-GIGA, GLS935-GIGA, GLS945-GIGA, GLS945S-GIGA, LAVASTOVIGLIE-A-NASTRO-N2500, LAVASTOVIGLIE-A-NASTRO-N3500, LAVASTOVIGLIE-A-NASTRO-N5000, LAVASTOVIGLIE-A-NASTRO-N6000, LAVASTOVIGLIE-A-NASTRO-N7500, LAVASTOVIGLIE-A-NASTRO-N9000, LAVASTOVIGLIE-A-TRAIINO, LAVASTOVIGLIE-A-TRAIINO-T1650, LAVASTOVIGLIE-A-TRAIINO-T2000, LAVASTOVIGLIE-A-TRAIINO-T3000, LP109, LP109V, LP124, LP67, LP67E, LP67E-TRONIC, LP67V...(Other models you can see in the webshop)		


			
1			
Part No.	519056	Ref. No.	902090
description	locknut thread 1 3/4"		
For models:	400, 600, 670-TRONIC, 700, A670-TRONIC, E40, E45, E50, GLS805-GIGA, GLS845-GIGA, N700F, N700FPS, N700F-PS, N700PS, V40, V45, V50		


			
1			
Part No.	519348	Ref. No.	TR2449
description	locknut thread 2"		
For models:	1300, 800, 900		

			
1			
Part No.	519008	Ref. No.	900050
description	locknut thread 2 1/4" Qty 1 pcs		
For models:	1300S, GLS945S-GIGA, N1300		

			
1			
Part No.	519245	Ref. No.	906093
description	locknut thread 3/8"		
For models:	250, 600, 700, Ambra		

			
1			
Part No.	519233	Ref. No.	905612
description	nut		
For models:	250, 600, 700, Ambra		

			
1			
Part No.	519231	Ref. No.	905445
description	nut for wash arm		
For models:	R29A		

			
1			
Part No.	519645	Ref. No.	902111
description	nut thread 3/8" H 14mm WS 24 plastic Qty 1 pcs		
For models:	620		



<p>1</p>			
Part No.	519076	Ref. No.	902679 907846+903412+902022
description	screw with nut thread M10x1.5 H 17mm WS 22		
For models:	024, 030, 600, 700, 800, F19, F19A, F22, F22A, F27A, F28A, GLB785-GIGA, GLB795-GIGA, R20, R20A, R23A, R29A, SVELTINA		

<p>1</p>			
Part No.	519088	Ref. No.	902891
description	bush for wash arm		
For models:	1300, 1300S, GLS945S-GIGA, N1300		

curtains			
curtains			
<p>1</p>			
Part No.	533016	Ref. No.	TR0460
description	curtain W 640mm H 410mm plastic thickness 1.5mm warewashing		
For models:	LAVASTOVIGLIE-A-TRAINO, LAVASTOVIGLIE-A-TRAINO-T1650, LAVASTOVIGLIE-A-TRAINO-T2000, LAVASTOVIGLIE-A-TRAINO-T3000, T1400, TS3700		

<p>1</p>			
Part No.	519167	Ref. No.	904281
description	bush for wash arm		
For models:	LP109, LP124, LP67, LP67E, LP67E-TRONIC, LP84		
accessories for	519167		
<p>locknut for wash arm</p>			
Part No.	519087	Ref. No.	902890

washing and rinsing systems			
<p>1</p>			
Part No.	519032	Ref. No.	900520
description	bush for rinse arm		
For models:	400, 600, 700		

<p>1</p>			
Part No.	519062	Ref. No.	902351
description	cap		
For models:	024, 030, 620, GLB615-GIGA, GLB785-GIGA, GLB795-GIGA, SVELTINA		


<p>1</p>			
Part No.	519033	Ref. No.	900530
description	bush for rinse arm		
For models:	LP109, LP124, LP67, LP67E, LP67E-TRONIC, LP84		


<p>1</p>			
Part No.	519221	Ref. No.	905399
description	connecting fitting		
For models:	400, 600, 700		

<p>1</p>			
Part No.	519030	Ref. No.	900513
description	bush for wash arm		
For models:	1000, 400, 600, 700		


<p>1</p>			
Part No.	519306	Ref. No.	956015
description	connecting fitting cold rinsing		
For models:	250, Ambra		



			
1			
Part No.	519324	Ref. No.	TR0715
description	elbow wash pipe ID ø 51mm		
For models:	LAVASTOVIGLIE-A-NASTRO-N2500, LAVASTOVIGLIE-A-NASTRO-N3500, LAVASTOVIGLIE-A-NASTRO-N5000, LAVASTOVIGLIE-A-NASTRO-N6000, LAVASTOVIGLIE-A-NASTRO-N7500, LAVASTOVIGLIE-A-NASTRO-N9000, LAVASTOVIGLIE-A-TRAIINO, LAVASTOVIGLIE-A-TRAIINO-T1650, LAVASTOVIGLIE-A-TRAIINO-T2000, LAVASTOVIGLIE-A-TRAIINO-T3000, LP109, LP124, LP67, LP84		


			
1			
Part No.	519047	Ref. No.	901775 901779
description	flange		
For models:	600, 627, 627PS, 700, 800, 900, E40, E45, E50, F19, F19A, F22, F22A, F27A, F28A, N50, V40, V45, V50		


			
1			
Part No.	501351	Ref. No.	908124 908154
description	flange mounting pos. upper ø 91mm H 11mm ID ø 45mm hole ø 5.5mm		
For models:	670-TRONIC, A670-TRONIC, E1000, GLS905-GIGA, GLS925-GIGA, N1000-SILANOS, N45, N50-TRONIC-PDS-PBS, N700F, N700FPS, N700FPS, N700PS, N90		


			
1			
Part No.	519122	Ref. No.	903351
description	flat gasket for rinse arm		
For models:	020, 024, 030, 1000, 1300, 1300S, 250, 600, 620, 700, 800, Am bra, E1000, F19, F19A, F22, F22A, F27A, F28A, GLB615-GIGA, GLB785-GIGA, GLB795-GIGA, GLS935-GIGA, GLS945-GIGA, GLS945S-GIGA, LAVASTOVIGLIE-A-NASTRO-N2500, LAVASTOVIGLIE-A-NASTRO-N3500, LAVASTOVIGLIE-A-NASTRO-N5000, LAVASTOVIGLIE-A-NASTRO-N6000, LAVASTOVIGLIE-A-NASTRO-N7500, LAVASTOVIGLIE-A-NASTRO-N9000, LAVASTOVIGLIE-A-TRAIINO, LAVASTOVIGLIE-A-TRAIINO-T1650, LAVASTOVIGLIE-A-TRAIINO-T2000, LAVASTOVIGLIE-A-TRAIINO-T3000, N1000-SILANOS, N1300, R20, R20A, R23A, R29A, SVELTINA		


			
1			
Part No.	530430	Ref. No.	903321
description	gasket for rinse pipe rubber ø 33mm ID ø 24mm thickness 11mm for Silanos		
For models:	LAVASTOVIGLIE-A-NASTRO-N2500, LAVASTOVIGLIE-A-NASTRO-N3500, LAVASTOVIGLIE-A-NASTRO-N5000, LAVASTOVIGLIE-A-NASTRO-N6000, LAVASTOVIGLIE-A-NASTRO-N7500, LAVASTOVIGLIE-A-NASTRO-N9000, LAVASTOVIGLIE-A-TRAIINO-T2000, LAVASTOVIGLIE-A-TRAIINO-T3000		

			
1			
Part No.	519478	Ref. No.	903379
description	gasket ø 14mm ID ø 9.5mm L 23mm		
For models:	E1000		


			
1			
Part No.	507519	Ref. No.	TR1340
description	gasket silicone ED ø 18mm ID ø 12mm thickness 4mm Qty 1 pcs for rinse arm		
For models:	T1400, TS3700		


			
1			
Part No.	519006	Ref. No.	900035
description	locknut		
For models:	024, 030, 1000, 600, 700, 800, 900, E40, E45, E50, F19, F19A, F22, F22A, F27A, F28A, GLB785-GIGA, GLB795-GIGA, GLS935-GIGA, N50, SVELTINA, V40, V45, V50		



			
1			
Part No.	519087	Ref. No.	902890
description	locknut for wash arm		
For models:	1300, 1300S, GLS945S-GIGA, LP109, LP124, LP67, LP67E, LP67E-TRONIC, LP84, N1300		


			
1			
Part No.	519313	Ref. No.	957014
description	nozzle holder		
For models:	250, Ambra		





 <p>1</p>			
Part No.	519520	Ref. No.	908745
description	opposite support for wash arm support thread M8 D1 ø 45mm D2 ø 11.5mm D3 ø 11.5mm		
For models:	E1000		


 <p>1</p>			
Part No.	519007	Ref. No.	900049
description	opposite support mounting pos. lower for wash arm support		
For models:	1300S, GLS945S-GIGA, N1300		



 <p>1</p>			
Part No.	519444	Ref. No.	905449
description	opposite support mounting pos. upper/lower for wash arm support suitable for Silanos		
For models:	670-TRONIC, A670-TRONIC, E1000, GLS805-GIGA, GLS845-GIGA, GLS905-GIGA, GLS925-GIGA, GLS945-GIGA, N1000-SILANOS, N45, N50-TRONIC-PDS-PBS, N700F, N700FPS, N700F-PS, N700PS, N90		
accessories for	519444		
	Part No.	Ref. No.	519445
	 <p>gasket D1 ø 80mm D2 ø 50mm thickness 3mm with 4 screw holes</p>		


 <p>1</p>			
Part No.	519238	Ref. No.	906002
description	plain washer ID ø 15mm ED ø 33mm thickness 0.8mm SS Qty 1 pcs		
For models:	020, 024, 030, 600, 620, 700, 800, 900, E40, E45, E50, F19, F19A, F22, F22A, F27A, F28A, GLB785-GIGA, GLB795-GIGA, N50, SVELTINA, V40, V45, V50		


 <p>1</p>			
Part No.	501349	Ref. No.	908456
description	reducer for rinse arm shaft		
For models:	670-TRONIC, A670-TRONIC, E1000, GLS945-GIGA, N1000-SILANOS, N700F, N700FPS, N700F-PS		


 <p>1</p>			
Part No.	519197	Ref. No.	904752
description	rinse arm shaft		
For models:	LP109, LP124, LP67, LP84		

 <p>1</p>			
Part No.	519279	Ref. No.	907930
description	rinse arm support mounting pos. upper		
For models:	400, 600, 700		

 <p>1</p>			
Part No.	519280	Ref. No.	907932
description	rinse arm support mounting pos. upper		
For models:	LP109, LP124, LP67, LP84		
accessories for	519280		
	Part No.	Ref. No.	519510
	 <p>rinse pipe mounting pos. upper/lower ø 12mm L 320mm thread 3/8"</p>		

 <p>1</p>			
Part No.	519196	Ref. No.	904750
description	rinse pipe		
For models:	1300, 1300S		

 <p>1</p>			
Part No.	519201	Ref. No.	904765
description	rinse pipe		
For models:	020, 024, 030, 1000, 600, 620, 627, 627PS, 700, 800, 900, E1000, E40, E45, E50, F19, F19A, F22, F22A, F27A, F28A, GLB615-GIGA, GLB785-GIGA, GLB795-GIGA, GLS935-GIGA, N50, SVELTINA, V40, V45, V50		

 <p>1</p>			
Part No.	519198	Ref. No.	904753
description	rinse pipe mounting pos. lower ø 16mm L 13.5mm		
For models:	1300S, GLS945S-GIGA, N1300		



Part No.	519510	Ref. No.	TR0966
description	rinse pipe mounting pos. upper/lower ø 12mm L 320mm thread 3/8"		
For models:	LP109, LP124		



Part No.	501348	Ref. No.	906004
description	shim for rinse arm shaft		
For models:	670-TRONIC, A670-TRONIC, E1000, GLS945-GIGA, N1000-SILANOS, N700F, N700FPS, N700F-PS, N700PS		



Part No.	519437	Ref. No.	902183
description	spacer piece		
For models:	GLS905-GIGA, GLS925-GIGA, N45, N50-TRONIC-PDS-PBS, N90		



Part No.	517355	Ref. No.	908702
description	spacer piece for wash arm support ID ø 44mm ED ø 80mm thickness 18mm L 55mm plastic		
For models:	670-TRONIC, A670-TRONIC, GLS805-GIGA, GLS845-GIGA, N700F, N700FPS, N700F-PS, N700PS		



Part No.	519085	Ref. No.	902880 902892
description	Thumb screw ø 34mm thread M6		
For models:	020, 024, 030, 1000, 1300, 1300S, 400, 600, 620, 627, 627PS, 670-TRONIC, 700, 800, 900, A670-TRONIC, E1000, E40, E45, E50, F19, F19A, F22, F22A, F27A, F28A, GLB615-GIGA, GLB785-GIGA, GLB795-GIGA, GLS805-GIGA, GLS845-GIGA, GLS905-GIGA, GLS925-GIGA, GLS935-GIGA, GLS945-GIGA, GLS945S-GIGA, LP109, LP124, LP67, LP67E, LP67E-TRONIC, LP84, N1000-SILANOS, N1300, N45, N50, N50-TRONICPDS-PBS, N700F, N700FPS, N700F-PS...(Other models you can see in the webshop)		



Part No.	519457	Ref. No.	901651
description	wash arm support		
For models:	TS3700		



Part No.	519042	Ref. No.	901713
description	wash arm support mounting pos. upper/lower		
For models:	250, Ambra, R23A, R29A		



Part No.	519043	Ref. No.	901716
description	wash arm support mounting pos. upper/lower		
For models:	R20, R20A, Rubinia		



Part No.	519019	Ref. No.	900164
description	wash pipe mounting pos. upper		
For models:	1000, GLS935-GIGA		





Part No.	519458	Ref. No.	908747
description	wash pipe mounting pos. upper edition since 12/2005		
For models:	E1000		



Part No.	519459	Ref. No.	908729 908730
description	wash pipe mounting pos. upper edition until 11/2005		
For models:	GLS945-GIGA, GLS945S-GIGA, N1000-SILANOS, N1300		






			
1			
Part No.	519438	Ref. No.	903743 903744
description	wash pipe ø 37mm L 700mm plastic suitable for Silanos		
For models:	GLS905-GIGA, GLS925-GIGA, N45, N50-TRONIC-PDS-PBS, N90		


			
1			
Part No.	519537	Ref. No.	908701
description	wash pipe ø 37mm L 720mm plastic suitable for Silanos		
For models:	670-TRONIC, A670-TRONIC, GLS805-GIGA, GLS845-GIGA, N700F, N700FPS, N700F-PS, N700PS		

washing and rinsing systems (sorted by producer)

SILANOS


			
1			
Part No.	519586	Ref. No.	903031
description	rinse arm L 332mm nozzles 5 mounting ø 12mm		
accessories for	519586		
	Part No.	524509	Ref. No. 908771
	rinse arm shaft mounting pos. upper/lower ø 13mm H 30mm thread 1/4"		

			
1			
Part No.	519467	Ref. No.	907957
description	rinse arm L 425mm nozzles 6 mounting ø 13mm mounting pos. upper and bottom W 30mm		
accessories for	519467		
	Part No.	519085	Ref. No. 902880 902892
	Thumb screw ø 34mm thread M6		
	Part No.	524509	Ref. No. 908771
	rinse arm shaft mounting pos. upper/lower ø 13mm H 30mm thread 1/4"		


			
1			
Part No.	512439	Ref. No.	903016
description	rinse arm L 428mm mounting pos. upper/lower nozzles 6 mounting ø 12/13mm		
For models:	600, E45, N45, V45		

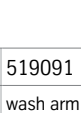
			
1			
Part No.	519466	Ref. No.	907898 907958
description	rinse arm L 492mm nozzles 6 mounting ø 13mm mounting pos. upper and bottom complete W 28mm		
For models:	A670-TRONIC, E1000, N50-TRONIC-PDS-PBS		
spare parts for	519466		
	Part No.	519085	Ref. No. 902880 902892
	Thumb screw ø 34mm thread M6		
	Part No.	524509	Ref. No. 908771
	rinse arm shaft mounting pos. upper/lower ø 13mm H 30mm thread 1/4"		

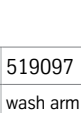
			
1			
Part No.	524504	Ref. No.	907955
description	rinse arm mounting pos. upper/lower L 330mm nozzles 5 mounting ø 13mm W 40mm		
For models:	020, 620		

			
1			
Part No.	517647	Ref. No.	907956
description	rinse arm mounting pos. upper/lower L 380mm nozzles 6 mounting ø 12mm		
For models:	627, 627PS		




			
1			
Part No.	512412	Ref. No.	903028
description	rinse arm mounting pos. upper/lower L 493mm nozzles 6 mounting ø 12mm		


			
1			
Part No.	519091	Ref. No.	902907
description	wash arm		
For models:	600, E45, V45		

			
1			
Part No.	519097	Ref. No.	902960
description	wash arm		
For models:	1300, 1300S, GLS945S-GIGA, N1300		

			
1			
Part No.	519110	Ref. No.	900048 902908
description	wash arm complete		
For models:	1000, 670-TRONIC, 700, 800, 900, A670-TRONIC, E1000, E50, GLS805-GIGA, GLS845-GIGA, GLS905-GIGA, GLS925-GIGA, GLS935-GIGA, GLS945-GIGA, N1000-SILANOS, N45, N50, N50-TRONIC-PDS-PBS, N700F, N700FPS, N700F-PS, N700PS, N90, V50		

			
1			
Part No.	519107	Ref. No.	903104
description	wash arm complete with hub and pin L 365mm nozzles 8 mounting ø 16/44.5mm mounting pos. lower		
For models:	020, 620, 627, 627PS, F19, F19A, F22, F22A, F28A, GLB615-GIGA, SVELTINA		

			
1			
Part No.	519089	Ref. No.	902905
description	wash arm L 365mm nozzles 8 mounting ø 16/45mm mounting pos. lower		
For models:	020, 620, 627, 627PS, F19, F19A, F22, F22A, F28A, GLB615-GIGA, SVELTINA		
spare parts for	519089		
	Part No.	507445	Ref. No. 906445
	end cap for wash arm		
	Part No.	519165	Ref. No. 904277
	wash arm bearing mounting pos. upper/lower ø 27mm H 31mm D1 ø 31mm D2 ø 22mm ID ø 16mm		
	Part No.	519199	Ref. No. 904760
	rinse arm shaft mounting pos. upper and bottom ø 10mm H 21.5mm thread 1/4"		
	Part No.	529545	Ref. No. 904324
	O-ring EPDM thickness 1.78mm ID ø 10.82mm Qty 1 pcs		




			
1			
Part No.	519108	Ref. No.	903105
description	wash arm L 395mm nozzles 8 mounting ø 16/45mm mounting pos. lower complete with hub and pin		
For models:	024, 030, E40, F27A, GLB785-GIGA, GLB795-GIGA, V40		

			
1			
Part No.	519090	Ref. No.	902906
description	wash arm L 395mm nozzles 8 mounting ø 16/45mm mounting pos. upper/lower		
For models:	024, 030, E40, F27A, GLB785-GIGA, GLB795-GIGA, V40		





 <p>1</p>			
Part No.	519374	Ref. No.	903106 903108
description	wash arm L 435mm nozzles 8 mounting \varnothing 16/45mm mounting pos. upper/lower complete		
For models:	600, E1000, E45, GLS905-GIGA, GLS925-GIGA, N45, N700PS, N90, V45		
spare parts for	519374		
	Part No.	519085	Ref. No. 902880 902892
	Thumb screw \varnothing 34mm thread M6		
	Part No.	519165	Ref. No. 904277
	wash arm bearing mounting pos. upper/lower \varnothing 27mm H 31mm D1 \varnothing 31mm D2 \varnothing 22mm ID \varnothing 16mm		
	Part No.	519169	Ref. No. 904292
	rinse arm boss		
	Part No.	519199	Ref. No. 904760
	rinse arm shaft mounting pos. upper and bottom \varnothing 10mm H 21.5mm thread 1/4"		

 <p>1</p>			
Part No.	519095	Ref. No.	902950 903107
description	wash arm L 495mm nozzles 8 mounting \varnothing 16/45mm mounting pos. upper/lower		
For models:	1000, 670-TRONIC, 700, 800, 900, A670-TRONIC, E1000, E50, GLS805-GIGA, GLS845-GIGA, GLS935-GIGA, GLS945-GIGA, N1000-SILANOS, N50, N50-TRONIC-PDS-PBS, N700F, N700FPS, N700F-PS, V50		


 <p>1</p>			
Part No.	519098	Ref. No.	902961
description	wash arm L 535mm nozzles 10 mounting \varnothing 16/60mm mounting pos. upper/lower complete		
For models:	1300, 1300S, GLS945S-GIGA, N1300		
spare parts for	519098		
	Part No.	519087	Ref. No. 902890
	locknut for wash arm		
	Part No.	519088	Ref. No. 902891
	bush for wash arm		


spare parts for	519098		
	Part No.	519097	Ref. No. 902960
	wash arm		

 <p>1</p>			
Part No.	507445	Ref. No.	906445
description	end cap for wash arm		
For models:	020, 620, 627, 627PS, 670-TRONIC, A670-TRONIC, E1000, GLB615-GIGA, GLS805-GIGA, GLS845-GIGA, GLS945-GIGA, N1000-SILANOS, N50-TRONIC-PDS-PBS, N700F, N700FPS, N700F-PS, N700PS		

 <p>1</p>			
Part No.	529545	Ref. No.	904324
description	O-ring EPDM thickness 1.78mm ID \varnothing 10.82mm Qty 1 pcs		
For models:	020, 620, 627, 627PS, 670-TRONIC, A670-TRONIC, E1000, GLB615-GIGA, GLS805-GIGA, GLS845-GIGA, GLS945-GIGA, N1000-SILANOS, N50-TRONIC-PDS-PBS, N700F, N700FPS, N700F-PS, N700PS		


 <p>1</p>			
Part No.	519337	Ref. No.	TR0997
description	wash arm		
For models:	LP109, LP124		


 <p>1</p>			
Part No.	519335	Ref. No.	TR0994
description	wash arm L 575mm nozzles 12 mounting \varnothing 16/61.5mm mounting pos. upper/lower		
For models:	LP109, LP124		


 <p>1</p>			
Part No.	519334	Ref. No.	TR0993
description	wash arm L 632mm nozzles 12 mounting \varnothing 16/61.5mm mounting pos. upper		
For models:	LP67, LP67E, LP67E-TRONIC, LP84		







			
1			
Part No.	519336	Ref. No.	TR0996
description	wash arm L 655mm nozzles 16 mounting \varnothing 16/63mm mounting pos. upper complete		
For models:	LP67, LP67E, LP67E-TRONIC, LP84		
spare parts for	519336		
	Part No.	519087	Ref. No. 902890
	locknut for wash arm		
	Part No.	519167	Ref. No. 904281
	bush for wash arm		
	Part No.	519334	Ref. No. TR0993
	wash arm L 632mm nozzles 12 mounting \varnothing 16/61.5mm mounting pos. upper		
	Part No.	519341	Ref. No. TR2051
	flat gasket rubber ED \varnothing 40mm ID \varnothing 5.5mm thickness 2mm Qty 1 pcs		
	Part No.	519472	Ref. No. TR3230
	end cap for wash arm \varnothing 41mm		





			
1			
Part No.	519342	Ref. No.	TR2054
description	end cap		
For models:	LAVASTOVIGLIE-A-TRAINO, LAVASTOVIGLIE-A-TRAINO-T1650, LAVASTOVIGLIE-A-TRAINO-T2000, LAVASTOVIGLIE-A-TRAINO-T3000, LP109, LP124, LP67, LP84		

			
1			
Part No.	519472	Ref. No.	TR3230
description	end cap for wash arm \varnothing 41mm		
For models:	LAVASTOVIGLIE-A-NASTRO-N2500, LAVASTOVIGLIE-A-NASTRO-N3500, LAVASTOVIGLIE-A-NASTRO-N5000, LAVASTOVIGLIE-A-NASTRO-N6000, LAVASTOVIGLIE-A-NASTRO-N7500, LAVASTOVIGLIE-A-NASTRO-N9000, LP67E, LP67E-TRONIC, T1400, TS3700		







			
1			
Part No.	519341	Ref. No.	TR2051
description	flat gasket rubber ED \varnothing 40mm ID \varnothing 5.5mm thickness 2mm Qty 1 pcs		
For models:	LAVASTOVIGLIE-A-TRAINO, LAVASTOVIGLIE-A-TRAINO-T1650, LAVASTOVIGLIE-A-TRAINO-T2000, LAVASTOVIGLIE-A-TRAINO-T3000, LP109, LP124, LP67, LP67E, LP67E-TRONIC, LP84, T1400, TS3700		







			
1			
Part No.	519011	Ref. No.	900115
description	wash arm mounting pos. lower		
For models:	Ambra		


			
1			
Part No.	519012	Ref. No.	900116
description	wash arm mounting pos. lower H 0mm L 200mm nozzles 4 straight/short thread 3/4"		
For models:	250, R20, R20A, R23A, R29A, Rubinia		
spare parts for	519012		
	Part No.	510302	Ref. No. 904320
	O-ring EPDM ID \varnothing 12.42mm thickness 1.78mm Qty 1 pcs		
	Part No.	519255	Ref. No. 906440
	end cap		


			
1			
Part No.	519014	Ref. No.	900124
description	wash arm mounting pos. upper H 135mm L 225mm nozzles 3 angled		
For models:	250, R29A		
spare parts for	519014		
	Part No.	510302	Ref. No. 904320
	O-ring EPDM ID \varnothing 12.42mm thickness 1.78mm Qty 1 pcs		
	Part No.	519038	Ref. No. 901701
	opposite support		
	Part No.	519220	Ref. No. 905394
	nozzle holder		
	Part No.	519255	Ref. No. 906440
	end cap		
	Part No.	519285	Ref. No. 908060
	swirl hole \varnothing 2mm H 5mm \varnothing 13.5mm 5.5mm		
	Part No.	519286	Ref. No. 908070
	wash jet		





 <p>1</p>			
Part No.	519013	Ref. No.	900123
description	wash arm mounting pos. upper H 45mm L 210mm nozzles 3 angled/ short thread 3/4" suitable for R20		
For models:	Ambra, R20, R20A, Rubinia		
spare parts for	519013		
	Part No.	510302	Ref. No. 904320
	O-ring EPDM ID ø 12.42mm thickness 1.78mm Qty 1 pcs		
	Part No.	519038	Ref. No. 901701
	opposite support		
	Part No.	519220	Ref. No. 905394
	nozzle holder		
	Part No.	519244	Ref. No. 906070
	wash jet		
	Part No.	519255	Ref. No. 906440
	end cap		
	Part No.	519285	Ref. No. 908060
	swirl hole ø 2mm H 5mm ø 13.5mm 5.5mm		


 <p>1</p>			
Part No.	519010	Ref. No.	900112
description	wash arm mounting pos. upper H 85mm L 220mm nozzles 3 angled		
For models:	R23A		
spare parts for	519010		
	Part No.	510302	Ref. No. 904320
	O-ring EPDM ID ø 12.42mm thickness 1.78mm Qty 1 pcs		
	Part No.	519038	Ref. No. 901701
	opposite support		
	Part No.	519220	Ref. No. 905394
	nozzle holder		
	Part No.	519244	Ref. No. 906070
	wash jet		
	Part No.	519255	Ref. No. 906440
	end cap		
	Part No.	519285	Ref. No. 908060
	swirl hole ø 2mm H 5mm ø 13.5mm 5.5mm		

 <p>1</p>			
Part No.	519255	Ref. No.	906440
description	end cap		
For models:	250, 400, 600, 700, Ambra, R20, R20A, R23A, R29A, Rubinia		


 <p>1</p>			
Part No.	519220	Ref. No.	905394
description	nozzle holder		
For models:	250, Ambra, R20, R20A, R23A, R29A		

 <p>1</p>			
Part No.	519038	Ref. No.	901701
description	opposite support		
For models:	1000, 400, 600, 700, R20, R20A, R23A, R29A, Rubinia		


 <p>1</p>			
Part No.	510302	Ref. No.	904320
description	O-ring EPDM ID ø 12.42mm thickness 1.78mm Qty 1 pcs		
For models:	250, Ambra, R20, R20A, R23A, R29A, Rubinia		


 <p>1</p>			
Part No.	519285	Ref. No.	908060
description	swirl hole ø 2mm H 5mm ø 13.5mm 5.5mm		
For models:	250, Ambra, R20, R20A, R23A, R29A, Rubinia		

<p>1</p>			
Part No.	519244	Ref. No.	906070
description	wash jet		
For models:	R20, R20A, R23A		

 <p>1</p>			
Part No.	519286	Ref. No.	908070
description	wash jet		
For models:	Ambra, R29A, Rubinia		





			
1			
Part No.	519077	Ref. No.	902793
description	wash jet complete		
For models:	R20, R20A, R23A, R29A, Rubinia		


spare parts for 519018			
	Part No.	519288	Ref. No. 908090
			rinse jet



1			
Part No.	519017	Ref. No.	900141
description	rinse arm H 350mm L 235mm nozzles 5 thread M16 complete with nozzle		
For models:	R23A		


spare parts for 519017			
	Part No.	503042	Ref. No. 902100
			nut thread 3/8" H 6mm brass WS 22 Qty 1 pcs

	Part No.	510177	Ref. No. 904392
			O-ring EPDM thickness 1.78mm ID ø 7.66mm Qty 1 pcs


	Part No.	519040	Ref. No. 901702 901704
			opposite support for rinse jet

	Part No.	519126	Ref. No. 903410
			gasket ED ø 13mm ID ø 8mm thickness 1.5mm Qty 1 pcs

	Part No.	519287	Ref. No. 908080
			swirl H 15.5mm ø 10mm 2mm H1 5mm


	Part No.	519287	Ref. No. 908080
			swirl H 15.5mm ø 10mm 2mm H1 5mm


	Part No.	519288	Ref. No. 908090
			rinse jet


	Part No.	519288	Ref. No. 908090
			rinse jet




1			
Part No.	519370	Ref. No.	900147
description	rinse arm H 410mm L 245mm nozzles 5 thread M16		
For models:	R29A		

spare parts for 519370			
	Part No.	510177	Ref. No. 904392
			O-ring EPDM thickness 1.78mm ID ø 7.66mm Qty 1 pcs

	Part No.	519040	Ref. No. 901702 901704
			opposite support for rinse jet

	Part No.	519126	Ref. No. 903410
			gasket ED ø 13mm ID ø 8mm thickness 1.5mm Qty 1 pcs

	Part No.	519287	Ref. No. 908080
			swirl H 15.5mm ø 10mm 2mm H1 5mm

	Part No.	519287	Ref. No. 908080
			swirl H 15.5mm ø 10mm 2mm H1 5mm


	Part No.	519288	Ref. No. 908090
			rinse jet

Table continues overleaf





1			
Part No.	519015	Ref. No.	900130
description	rinse arm H 320mm L 235mm nozzles 5 thread M16		
For models:	Ambra		


spare parts for 519015			
	Part No.	510177	Ref. No. 904392
			O-ring EPDM thickness 1.78mm ID ø 7.66mm Qty 1 pcs


	Part No.	519040	Ref. No. 901702 901704
			opposite support for rinse jet

	Part No.	519287	Ref. No. 908080
			swirl H 15.5mm ø 10mm 2mm H1 5mm


	Part No.	519287	Ref. No. 908080
			swirl H 15.5mm ø 10mm 2mm H1 5mm

	Part No.	519288	Ref. No. 908090
			rinse jet

	Part No.	519288	Ref. No. 908090
			rinse jet





1			
Part No.	519018	Ref. No.	900145 900146
description	rinse arm H 320mm L 240mm nozzles 5 thread M16 complete with nozzle		
For models:	R20, R20A, Rubinia		


spare parts for 519018			
	Part No.	510177	Ref. No. 904392
			O-ring EPDM thickness 1.78mm ID ø 7.66mm Qty 1 pcs


	Part No.	517386	Ref. No. —
			nozzle complete for rinse arm ø 19mm H 26mm

	Part No.	519040	Ref. No. 901702 901704
			opposite support for rinse jet


	Part No.	519287	Ref. No. 908080
			swirl H 15.5mm ø 10mm 2mm H1 5mm

	Part No.	519287	Ref. No. 908080
			swirl H 15.5mm ø 10mm 2mm H1 5mm

	Part No.	519288	Ref. No. 908090
			rinse jet


	Part No.	519288	Ref. No. 908090
			rinse jet




spare parts for 519370			
	Part No.	519288	Ref. No. 908090
	rinse jet		




Part No.	519016	Ref. No.	900140
description	rinse arm H 410mm L 340mm nozzles 5 thread M16		
For models:	250		

spare parts for 519016			
	Part No.	510177	Ref. No. 904392
	O-ring EPDM thickness 1.78mm ID ø 7.66mm Qty 1 pcs		

	Part No.	519040	Ref. No. 901702 901704
	opposite support for rinse jet		

	Part No.	519126	Ref. No. 903410
	gasket ED ø 13mm ID ø 8mm thickness 1.5mm Qty 1 pcs		

	Part No.	519287	Ref. No. 908080
	swirl H 15.5mm ø 10mm 2mm H1 5mm		

	Part No.	519288	Ref. No. 908090
	rinse jet		



Part No.	519040	Ref. No.	901702 901704
description	opposite support for rinse jet		
For models:	250, Ambra, R20, R20A, R23A, R29A, Rubinia		



Part No.	510177	Ref. No.	904392
description	O-ring EPDM thickness 1.78mm ID ø 7.66mm Qty 1 pcs		
For models:	250, Ambra, R20, R20A, R23A, R29A, Rubinia		



Part No.	519288	Ref. No.	908090
description	rinse jet		
For models:	250, Ambra, R20, R20A, R23A, R29A		



Part No.	519078	Ref. No.	902795
description	rinse jet complete		
For models:	1000, R20, R20A, R23A, R29A, Rubinia		



Part No.	519039	Ref. No.	905401
description	rinse jet holder		





Part No.	519287	Ref. No.	908080
description	swirl H 15.5mm ø 10mm 2mm H1 5mm		
For models:	250, Ambra, R20, R20A, R23A, R29A, Rubinia		




Part No.	519093	Ref. No.	902940
description	wash arm		
For models:	600		


spare parts for 519093			
	Part No.	505045	Ref. No. 904310 904311
	O-ring EPDM thickness 1.78mm ID ø 5.28mm Qty 1 pcs		

	Part No.	519030	Ref. No. 900513
	bush for wash arm		


	Part No.	519038	Ref. No. 901701
	opposite support		


	Part No.	519079	Ref. No. 902801
	wash jet mounting pos. right		


	Part No.	519255	Ref. No. 906440
	end cap		


	Part No.	519275	Ref. No. 907720
	screw for nozzle holder		





			
1			
Part No.	519255	Ref. No.	906440
description	end cap		
For models:	250, 400, 600, 700, Ambra, R20, R20A, R23A, R29A, Rubinia		


			
1			
Part No.	519038	Ref. No.	901701
description	opposite support		
For models:	1000, 400, 600, 700, R20, R20A, R23A, R29A, Rubinia		









			
1			
Part No.	505045	Ref. No.	904310 904311
description	O-ring EPDM thickness 1.78mm ID ø 5.28mm Qty 1 pcs		
For models:	1000, 400, 600, 700		

			
1			
Part No.	519080	Ref. No.	902802
description	wash jet mounting pos. left		
For models:	1000, 400, 700		

			
1			
Part No.	519079	Ref. No.	902801
description	wash jet mounting pos. right		
For models:	1000, 400, 600		

			
1			
Part No.	519102	Ref. No.	903010
description	rinse arm		



			
1			
Part No.	519100	Ref. No.	903001
description	rinse arm complete		
For models:	600		


			
1			
Part No.	519101	Ref. No.	903009
description	rinse arm L 332mm nozzles 6 mounting ø 10mm mounting pos. upper and bottom complete with threaded shaft		
For models:	F19, F19A, F22, F22A, F28A, GLB615-GIGA, SVELTINA		
spare parts for	519101		
	Part No.	510303	Ref. No. 904321
	O-ring EPDM thickness 1.78mm ID ø 6.75mm Qty 1 pcs		
	Part No.	519081	Ref. No. 902816 902816+904388
	rinse jet		
	Part No.	519085	Ref. No. 902880 902892
	Thumb screw ø 34mm thread M6		
	Part No.	519169	Ref. No. 904292
	rinse arm boss		
	Part No.	519199	Ref. No. 904760
	rinse arm shaft mounting pos. upper and bottom ø 10mm H 21.5mm thread 1/4"		
	Part No.	519256	Ref. No. 906450
	end cap ø 9.5mm H 20mm		
	Part No.	560266	Ref. No. 907651
	countersunk screw thread M4 L 8mm SS DIN 965/ISO 7046 Qty 1 pcs head ø 7.5mm		

			
1			
Part No.	519104	Ref. No.	903015
description	rinse arm L 378mm nozzles 6 mounting ø 10mm mounting pos. upper and bottom complete		
For models:	024, 030, E40, F27A, GLB785-GIGA, GLB795-GIGA, V40		
spare parts for	519104		
	Part No.	510303	Ref. No. 904321
	O-ring EPDM thickness 1.78mm ID ø 6.75mm Qty 1 pcs		
	Part No.	519081	Ref. No. 902816 902816+904388
	rinse jet		
	Part No.	519085	Ref. No. 902880 902892
	Thumb screw ø 34mm thread M6		
	Part No.	519169	Ref. No. 904292
	rinse arm boss		




Table continues overleaf






spare parts for 519104			
	Part No.	519256	Ref. No. 906450
end cap ø 9.5mm H 20mm			
	Part No.	560266	Ref. No. 907651
countersunk screw thread M4 L 8mm SS DIN 965/ISO 7046 Qty 1 pcs head ø 7.5mm			


			
1			
Part No.	519450	Ref. No.	903019
description	rinse arm L 427mm nozzles 6 mounting ø 10mm mounting pos. upper complete		


			
1			
Part No.	519105	Ref. No.	903016old
description	rinse arm L 428mm nozzles 6 mounting ø 10mm mounting pos. upper/lower complete with threaded shaft		


spare parts for 519105			
	Part No.	510303	Ref. No. 904321
O-ring EPDM thickness 1.78mm ID ø 6.75mm Qty 1 pcs			
	Part No.	519081	Ref. No. 902816 902816+904388
rinse jet			
	Part No.	519085	Ref. No. 902880 902892
Thumb screw ø 34mm thread M6			
	Part No.	519169	Ref. No. 904292
rinse arm boss			
	Part No.	519199	Ref. No. 904760
rinse arm shaft mounting pos. upper and bottom ø 10mm H 21.5mm thread 1/4"			
	Part No.	519256	Ref. No. 906450
end cap ø 9.5mm H 20mm			
Part No.	519300	Ref. No.	954804
rinse arm mounting pos. bottom left/upper right			
Part No.	519301	Ref. No.	954805
rinse arm mounting pos. upper left/bottom right			
	Part No.	560266	Ref. No. 907651
countersunk screw thread M4 L 8mm SS DIN 965/ISO 7046 Qty 1 pcs head ø 7.5mm			

			
1			
Part No.	519103	Ref. No.	903011
description	rinse arm L 490mm nozzles 6 mounting ø 10mm mounting pos. upper/lower complete		
For models:	700		

			
1			
Part No.	519256	Ref. No.	906450
description	end cap ø 9.5mm H 20mm		
For models:	024, 030, 1000, 1300, 1300S, 400, 600, 670-TRONIC, 700, 800, 900, E1000, E40, E45, E50, F19, F19A, F22, F22A, F27A, F28A, GLB615-GIGA, GLB785-GIGA, GLB795-GIGA, GLS805-GIGA, GLS845-GIGA, GLS905-GIGA, GLS925-GIGA, GLS935-GIGA, GLS945-GIGA, GLS945S-GIGA, LP109, LP124, LP67, LP67E, LP67E-TRONIC, LP84, N1000-SILANOS, N1300, N45, N50, N700F, N700FPS, N700F-PS, N700PS, N90, SVELTINA, V40, V45, V50		
spare parts for 519256			
	Part No.	510303	Ref. No. 904321
O-ring EPDM thickness 1.78mm ID ø 6.75mm Qty 1 pcs			

			
1			
Part No.	519041	Ref. No.	901710
description	opposite support for rinse jet		
For models:	1000, 400, 600, 700		

			
1			
Part No.	510303	Ref. No.	904321
description	O-ring EPDM thickness 1.78mm ID ø 6.75mm Qty 1 pcs		
For models:	024, 030, 1000, 1300, 1300S, 400, 600, 670-TRONIC, 700, 800, 900, E1000, E40, E45, E50, F19, F19A, F22, F22A, F27A, F28A, GLB615-GIGA, GLB785-GIGA, GLB795-GIGA, GLS805-GIGA, GLS845-GIGA, GLS905-GIGA, GLS925-GIGA, GLS935-GIGA, GLS945-GIGA, GLS945S-GIGA, LP109, LP124, LP67, LP67E, LP67E-TRONIC, LP84, N1000-SILANOS, N1300, N45, N50, N700F, N700FPS, N700F-PS, N700PS, N90, SVELTINA, V40, V45, V50		

			
1			
Part No.	519181	Ref. No.	904388
description	O-ring EPDM thickness 1mm ID ø 5mm Qty 1 pcs		
For models:	024, 030, 1000, 1300, 1300S, 600, 670-TRONIC, 700, 800, 900, E1000, E40, E45, E50, F19, F19A, F22, F22A, F27A, F28A, GLB615-GIGA, GLB785-GIGA, GLB795-GIGA, GLS805-GIGA, GLS845-GIGA, GLS905-GIGA, GLS925-GIGA, GLS935-GIGA, GLS945-GIGA, GLS945S-GIGA, N1000-SILANOS, N1300, N45, N50, N700F, N700FPS, N700F-PS, N700PS, N90, SVELTINA, T1400, TS3700, V40, V45, V50		



1

Part No.	519296	Ref. No.	954800
description	rinse arm mounting pos. bottom left/upper right		
For models:	F19, F19A, F22, F22A, F28A, GLB615-GIGA, SVELTINA		

2

Part No.	519298	Ref. No.	954802
description	rinse arm mounting pos. bottom left/upper right		
For models:	024, 030, E40, F27A, GLB785-GIGA, GLB795-GIGA, V40		

1

Part No.	519300	Ref. No.	954804
description	rinse arm mounting pos. bottom left/upper right		
For models:	600, E45, N45, V45		

1

Part No.	519303	Ref. No.	954807
description	rinse arm mounting pos. left		
For models:	1000, 1300, 1300S, 670-TRONIC, 700, 800, 900, E1000, E50, GLS805-GIGA, GLS845-GIGA, GLS905-GIGA, GLS925-GIGA, GLS935-GIGA, GLS945-GIGA, GLS945S-GIGA, N1000-SILANOS, N1300, N50, N700F, N700FPS, N700F-PS, N700PS, N90, V50		

1

Part No.	519302	Ref. No.	954806
description	rinse arm mounting pos. right		
For models:	1000, 1300, 1300S, 670-TRONIC, 700, 800, 900, E1000, E50, GLS805-GIGA, GLS845-GIGA, GLS905-GIGA, GLS925-GIGA, GLS935-GIGA, GLS945-GIGA, GLS945S-GIGA, N1000-SILANOS, N1300, N50, N700F, N700FPS, N700F-PS, N700PS, N90, V50		

1

Part No.	519299	Ref. No.	954803
description	rinse arm mounting pos. upper left/bottom right		
For models:	024, 030, E40, F27A, GLB785-GIGA, GLB795-GIGA, V40		


1

Part No.	519301	Ref. No.	954805
description	rinse arm mounting pos. upper left/bottom right		
For models:	600, E45, N45, V45		

1

Part No.	519169	Ref. No.	904292
description	rinse arm boss		
For models:	024, 030, 1000, 1300, 1300S, 600, 670-TRONIC, 700, 800, 900, E1000, E40, E45, E50, F19, F19A, F22, F22A, F27A, F28A, GLB615-GIGA, GLB785-GIGA, GLB795-GIGA, GLS805-GIGA, GLS845-GIGA, GLS905-GIGA, GLS925-GIGA, GLS935-GIGA, GLS945-GIGA, GLS945S-GIGA, N1000-SILANOS, N1300, N45, N50, N700F, N700FPS, N700F-PS, N700PS, N90, SVELTINA, V40, V45, V50		

1







Part No.	519081	Ref. No.	902816 902816+904388
description	rinse jet		
For models:	024, 030, 1000, 1300, 1300S, 600, 670-TRONIC, 700, 800, 900, E1000, E40, E45, E50, F19, F19A, F22, F22A, F27A, F28A, GLB615-GIGA, GLB785-GIGA, GLB795-GIGA, GLS805-GIGA, GLS845-GIGA, GLS905-GIGA, GLS925-GIGA, GLS935-GIGA, GLS945-GIGA, GLS945S-GIGA, N1000-SILANOS, N1300, N45, N50, N700F, N700FPS, N700F-PS, N700PS, N90, SVELTINA, V40, V45, V50		
accessories for	519081		
	Part No.	532536	Ref. No. —
	 O-ring for rinse jet		

1



Part No.	519082	Ref. No.	902817
description	rinse jet		
For models:	600, 700		





			
1			
Part No.	519327	Ref. No.	TR0902
description	rinse arm L 560mm nozzles 6 mounting ø 10mm mounting pos. upper complete		
For models:	LP109, LP124		
spare parts for	519327		
	Part No.	510303	Ref. No. 904321
	O-ring EPDM thickness 1.78mm ID ø 6.75mm Qty 1 pcs		
	Part No.	519033	Ref. No. 900530
	bush for rinse arm		
	Part No.	519200	Ref. No. 904762
	rinse arm shaft		
	Part No.	519256	Ref. No. 906450
	end cap ø 9.5mm H 20mm		
	Part No.	519315	Ref. No. TR0003 TR0009
	rinse jet		
Part No.	519326	Ref. No.	TR0894
	rinse arm		


			
1			
Part No.	519332	Ref. No.	TR0960
description	rinse arm L 625mm nozzles 6 mounting ø 10mm mounting pos. upper complete		
For models:	LP67, LP67E, LP67E-TRONIC, LP84		
spare parts for	519332		
	Part No.	510303	Ref. No. 904321
	O-ring EPDM thickness 1.78mm ID ø 6.75mm Qty 1 pcs		
	Part No.	519033	Ref. No. 900530
	bush for rinse arm		
	Part No.	519200	Ref. No. 904762
	rinse arm shaft		
	Part No.	519256	Ref. No. 906450
	end cap ø 9.5mm H 20mm		
	Part No.	519315	Ref. No. TR0003 TR0009
	rinse jet		

spare parts for	519332		
Part No.	519325	Ref. No.	TR0893
	rinse arm		

			
1			
Part No.	519256	Ref. No.	906450
description	end cap ø 9.5mm H 20mm		
For models:	024, 030, 1000, 1300, 1300S, 400, 600, 670-TRONIC, 700, 800, 900, E1000, E40, E45, E50, F19, F19A, F22, F22A, F27A, F28A, GLB615-GIGA, GLB785-GIGA, GLB795-GIGA, GLS805-GIGA, GLS845-GIGA, GLS905-GIGA, GLS925-GIGA, GLS935-GIGA, GLS945-GIGA, GLS945S-GIGA, LP109, LP124, LP67, LP67E, LP67E-TRONIC, LP84, N1000-SILANOS, N1300, N45, N50, N700F, N700FPS, N700F-PS, N700PS, N90, SVELTINA, V40, V45, V50		
spare parts for	519256		
	Part No.	510303	Ref. No. 904321
	O-ring EPDM thickness 1.78mm ID ø 6.75mm Qty 1 pcs		


			
1			
Part No.	510303	Ref. No.	904321
description	O-ring EPDM thickness 1.78mm ID ø 6.75mm Qty 1 pcs		
For models:	024, 030, 1000, 1300, 1300S, 400, 600, 670-TRONIC, 700, 800, 900, E1000, E40, E45, E50, F19, F19A, F22, F22A, F27A, F28A, GLB615-GIGA, GLB785-GIGA, GLB795-GIGA, GLS805-GIGA, GLS845-GIGA, GLS905-GIGA, GLS925-GIGA, GLS935-GIGA, GLS945-GIGA, GLS945S-GIGA, LP109, LP124, LP67, LP67E, LP67E-TRONIC, LP84, N1000-SILANOS, N1300, N45, N50, N700F, N700FPS, N700F-PS, N700PS, N90, SVELTINA, V40, V45, V50		


			
1			
Part No.	519325	Ref. No.	TR0893
description	rinse arm		
For models:	LP67, LP67E, LP67E-TRONIC, LP84		

			
1			
Part No.	519326	Ref. No.	TR0894
description	rinse arm		
For models:	LP109, LP124		

1 mechanical components, equipment accessories




1			
Part No.	519315	Ref. No.	TR0003 TR0009
description	rinse jet		
For models:	LAVASTOVIGLIE-A-NASTRO-N2500, LAVASTO VIGLIE-A-NASTRO-N3500, LAVASTOVIGLIE-A-NASTRO-N5000, LAVASTOVIGLIE-A-NASTRO-N6000, LAVASTOVIGLIE-A-NASTRO- N7500, LAVASTOVIGLIE-A-NASTRO-N9000, LAVASTOVIGLIE-A- TRAINO, LAVASTOVIGLIE-A-TRAINO-T1650, LAVASTOVIGLIE-A- TRAINO-T2000, LAVASTOVIGLIE-A-TRAINO-T3000, LP109, LP124, LP67, LP67E, LP67E-TRONIC, LP84, T1400, TS3700		


1			
Part No.	519560	Ref. No.	900134
description	wash arm L 200mm W 45mm nozzles 3		


1			
Part No.	519566	Ref. No.	900133
description	wash arm mounting pos. upper H 45mm L 210mm nozzles 3 angled/ short thread 3/4" suitable for R20/R23/R29		


miscellaneous


1			
Part No.	507444	Ref. No.	906451
description	end cap for rinse arm		


1			
Part No.	517778	Ref. No.	TR3227
description	end cap for wash arm mounting pos. upper/lower H 14mm Qty 1 pcs WS 30		
For models:	LAVASTOVIGLIE-A-NASTRO-N2500, LAVASTO VIGLIE-A-NASTRO-N3500, LAVASTOVIGLIE-A-NASTRO-N5000, LAVASTOVIGLIE-A-NASTRO-N6000, LAVASTOVIGLIE-A-NASTRO- N7500, LAVASTOVIGLIE-A-NASTRO-N9000, LAVASTOVIGLIE-A- TRAINO, LAVASTOVIGLIE-A-TRAINO-T1650, LAVASTOVIGLIE-A- TRAINO-T2000, LAVASTOVIGLIE-A-TRAINO-T3000		


1			
Part No.	519568	Ref. No.	TR0032
description	nozzle holder ø 42mm		

1			
Part No.	519567	Ref. No.	TR0030
description	opposite support H 22mm ø 31mm		


1			
Part No.	519569	Ref. No.	TR3350
description	rinse jet		
For models:	T1400, TS3700		


1			
Part No.	519293	Ref. No.	TR0179
description	rinse jet for rinse arm ø 15mm H 12.5mm		
For models:	LAVASTOVIGLIE-A-NASTRO-N2500, LAVASTO VIGLIE-A-NASTRO-N3500, LAVASTOVIGLIE-A-NASTRO-N5000, LAVASTOVIGLIE-A-NASTRO-N6000, LAVASTOVIGLIE-A-NASTRO- N7500, LAVASTOVIGLIE-A-NASTRO-N9000, LAVASTOVIGLIE-A- TRAINO, LAVASTOVIGLIE-A-TRAINO-T2000, LAVASTOVIGLIE-A- TRAINO-T3000, TS3700		


1			
Part No.	504468	Ref. No.	TR0172
description	rinse jet ø 12.5mm H 9.5mm		


1			
Part No.	501350	Ref. No.	905388
description	opposite support mounting pos. lower		
For models:	670-TRONIC, A670-TRONIC, E1000, GLS805-GIGA, GLS845-GIGA, GLS905-GIGA, GLS925-GIGA, GLS945-GIGA, N1000-SILANOS, N45, N50-TRONIC-PDS-PBS, N700F, N700FPS, N700F-PS, N700PS, N90		










			
1			
Part No.	519065	Ref. No.	908744
description	wash arm support		


			
1			
Part No.	519501	Ref. No.	900041 905557
description	wash arm support for dishwasher mounting pos. lower thread 57 ø 44mm D1 ø 22mm D2 ø 28mm H 55mm		
For models:	N50		


			
1			
Part No.	519352	Ref. No.	900032
description	wash arm support mounting pos. lower		
For models:	600, 700		

			
1			
Part No.	519351	Ref. No.	900031
description	wash arm support mounting pos. lower D1 ø 32mm D2 ø 39mm D3 ø 42mm L1 120mm L2 136mm usable height 79mm		
For models:	024, 030, 1000, 800, 900, E40, E45, E50, F19, F19A, F22, F22A, F27A, F28A, GLB785-GIGA, GLB795-GIGA, GLS935-GIGA, SVELTINA, V40, V45, V50		

			
1			
Part No.	524505	Ref. No.	905558
description	wash arm support mounting pos. lower H 136mm		
For models:	020, 620		
accessories for	524505		
	Part No.	519117	Ref. No.
			903301 903302
	flat gasket rubber ED ø 60mm ID ø 47mm thickness 3mm Qty 1 pcs		
	Part No.	519201	Ref. No.
			904765
	rinse pipe		




			
1			
Part No.	519166	Ref. No.	904278 905555
description	wash arm support mounting pos. lower H 75mm		
For models:	1300S, 620, 627, 627PS, GLB615-GIGA		
accessories for	519166		
	Part No.	519006	Ref. No.
			900035
	locknut		
	Part No.	519117	Ref. No.
			903301 903302
	flat gasket rubber ED ø 60mm ID ø 47mm thickness 3mm Qty 1 pcs		
	Part No.	519201	Ref. No.
			904765
	rinse pipe		





			
1			
Part No.	519416	Ref. No.	905556
description	wash arm support mounting pos. lower usable height 104mm		



			
1			
Part No.	519168	Ref. No.	904290
description	wash arm support mounting pos. upper		
For models:	1000, 400, 600, 700, GLS935-GIGA		


			
1			
Part No.	519373	Ref. No.	900033
description	wash arm support mounting pos. upper		
For models:	600, 627, 627PS, 700, 800, 900, E40, E45, E50, F19, F19A, F22, F22A, F27A, F28A, N50, V40, V45, V50		
accessories for	519373		
	Part No.	519047	Ref. No.
			901775 901779
	flange		
	Part No.	519120	Ref. No.
			903330
	gasket D1 ø 90mm D2 ø 57mm thickness 3mm with 4 screw holes wash arm support equiv. no. 903330 suitable for Silanos		
	Part No.	519201	Ref. No.
			904765
	rinse pipe		





			
1			
Part No.	519519	Ref. No.	908743
description	wash arm support mounting pos. upper		
For models:	E1000		
accessories for	519519		
	Part No.	519520	Ref. No. 908745
	opposite support for wash arm support thread M8 D1 ø 45mm D2 ø 11.5mm D3 ø 11.5mm		
	Part No.	550797	Ref. No. 903413
	gasket for wash arm support L 105mm W 65mm		


			
1			
Part No.	524033	Ref. No.	908700
description	wash arm support mounting pos. upper		
For models:	E1000, GLS945-GIGA, N1000-SILANOS		
accessories for	524033		
	Part No.	501351	Ref. No. 908124 908154
	flange mounting pos. upper ø 91mm H 11mm ID ø 45mm hole ø 5.5mm		
	Part No.	519165	Ref. No. 904277
	wash arm bearing mounting pos. upper/lower ø 27mm H 31mm D1 ø 31mm D2 ø 22mm ID ø 16mm		
	Part No.	524273	Ref. No. 908707
	rinse arm shaft mounting pos. upper ø 16mm H 84mm thread 1/4"		


			
1			
Part No.	524035	Ref. No.	908743 old version
description	wash arm support mounting pos. upper		
accessories for	524035		
	Part No.	550797	Ref. No. 903413
	gasket for wash arm support L 105mm W 65mm		


			
1			
Part No.	519376	Ref. No.	905456
description	wash arm support mounting pos. upper for pipe ø 37mm hose ø 14mm		
For models:	670-TRONIC, A670-TRONIC, GLS805-GIGA, GLS845-GIGA, GLS905-GIGA, GLS925-GIGA, N45, N50-TRONIC-PDS-PBS, N700F, N700FPS, N700F-PS, N700PS, N90		

			
1			
Part No.	517645	Ref. No.	908732
description	wash arm support mounting pos. upper ø 60mm H 364mm ID ø 57mm		
For models:	GLS945S-GIGA, LP67E, LP67E-TRONIC, N1300		

			
1			
Part No.	519120	Ref. No.	903330
description	gasket D1 ø 90mm D2 ø 57mm thickness 3mm with 4 screw holes wash arm support equiv. no. 903330 suitable for Silanos		
For models:	400, 600, 627, 627PS, 700, 800, 900, E40, E45, E50, F19, F19A, F22, F22A, F27A, F28A, N50, V40, V45, V50		


			
1			
Part No.	519124	Ref. No.	903381
description	gasket D2 ø 51mm thickness 4mm with 4 screw holes wash arm support equiv. no. 903381 suitable for Silanos L 85mm W 85mm hole ø 51mm		
For models:	1300, 1300S, GLS945-GIGA, GLS945S-GIGA, LAVASTO VIGLIE-A-NASTRO-N2500, LAVASTOVIGLIE-A-NASTRO-N3500, LAVASTOVIGLIE-A-NASTRO-N5000, LAVASTOVIGLIE-A-NASTRO-N6000, LAVASTOVIGLIE-A-NASTRO-N7500, LAVASTOVIGLIE-A-NASTRO-N9000, LAVASTOVIGLIE-A-TRAINO, LAVASTOVIGLIE-A-TRAINO-T1650, LAVASTOVIGLIE-A-TRAINO-T2000, LAVASTOVIGLIE-A-TRAINO-T3000, LP109, LP124, LP67, LP67E, LP67E-TRONIC, LP84, N1000-SILANOS, N1300, T1400, TS3700		


			
1			
Part No.	550797	Ref. No.	903413
description	gasket for wash arm support L 105mm W 65mm		
For models:	E1000, N1000-SILANOS, N1300		

			
1			
Part No.	519086	Ref. No.	902888 902890+902891
description	wash arm bearing ID ø 16mm ED ø 50mm		
For models:	1300S		
spare parts for	519086		
	Part No.	519087	Ref. No. 902890
	locknut for wash arm		
	Part No.	519088	Ref. No. 902891
	bush for wash arm		





 <p>1</p>			
Part No.	519165	Ref. No.	904277
description	wash arm bearing mounting pos. upper/lower ø 27mm H 31mm D1 ø 31mm D2 ø 22mm ID ø 16mm		
For models:	020, 024, 030, 1000, 600, 620, 627, 627PS, 670-TRONIC, 700, 800, 900, A670-TRONIC, E1000, E40, E45, E50, F19, F19A, F22, F22A, F27A, F28A, GLB615-GIGA, GLB785-GIGA, GLB795-GIGA, GLS805-GIGA, GLS845-GIGA, GLS905-GIGA, GLS925-GIGA, GLS935-GIGA, GLS945-GIGA, N1000-SILANOS, N45, N50, N50-TRONIC-PDS-PBS, N700F, N700FPS, N700F-PS, N700PS, N90, SVELTINA, V40, V45, V50		


 <p>1</p>			
Part No.	524272	Ref. No.	904799
description	rinse arm shaft mounting pos. upper ø 16mm H 70mm thread 1/4"		
For models:	670-TRONIC, A670-TRONIC, GLS805-GIGA, GLS845-GIGA, GLS905-GIGA, GLS925-GIGA, N45, N50-TRONIC-PDS-PBS, N700F, N700FPS, N700F-PS, N700PS, N90		

 <p>1</p>			
Part No.	524273	Ref. No.	908707
description	rinse arm shaft mounting pos. upper ø 16mm H 84mm thread 1/4"		
For models:	E1000, GLS945-GIGA, N1000-SILANOS		

rinse arm shafts

 <p>1</p>			
Part No.	519200	Ref. No.	904762
description	rinse arm shaft		
For models:	LP109, LP124, LP67, LP67E, LP67E-TRONIC, LP84		


 <p>1</p>			
Part No.	524509	Ref. No.	908771
description	rinse arm shaft mounting pos. upper/lower ø 13mm H 30mm thread 1/4"		
For models:	020, 620, A670-TRONIC, E1000, N50-TRONIC-PDS-PBS		

 <p>1</p>			
Part No.	517648	Ref. No.	908705
description	rinse arm shaft mounting pos. lower ø 15mm H 160mm thread 1/4" thread L 12mm		
For models:	670-TRONIC, A670-TRONIC, GLS805-GIGA, GLS845-GIGA, N700F, N700FPS, N700F-PS, N700PS		


knobs


producer-specific knobs

SILANOS

 <p>1</p>			
Part No.	524034	Ref. No.	908734
description	rinse arm shaft mounting pos. lower ø 16mm H 100mm		
For models:	E1000, GLS945-GIGA, N1000-SILANOS		

 <p>1</p>			
Part No.	110528	Ref. No.	903970 903972
description	knob thermostat t.max. 300°C temperature range 50-300°C ø 50mm shaft ø 6x4.6mm shaft flat upper black H 25mm		
For models:	PIASTRA-DOPPIA, PIASTRA-DOPPIA-1-2-LISCIA-SOTTO, PIASTRA-DOPPIA-LISCIA, PIASTRA-DOPPIA-LISCIA-SOTTO, PIASTRA-DOPPIA-RIGATA, PIASTRA-MEDIA, PIASTRA-MEDIA-1-2-LISCIA, PIASTRA-MEDIA-LISCIA, PIASTRA-MEDIA-RIGATA, PIASTRA-SINGOLA, PIASTRA-SINGOLA-LA-1-2-LISCIA, PIASTRA-SINGOLA-LISCIA, PIASTRA-SINGOLA-RIGATA		

 <p>1</p>			
Part No.	519199	Ref. No.	904760
description	rinse arm shaft mounting pos. upper and bottom ø 10mm H 21.5mm thread 1/4"		
For models:	024, 030, 1000, 1300, 1300S, 400, 600, 620, 627, 627PS, 670-TRONIC, 700, 800, 900, E1000, E40, E45, E50, F19, F19A, F22, F22A, F27A, F28A, GLB615-GIGA, GLB785-GIGA, GLB795-GIGA, GLS805-GIGA, GLS845-GIGA, GLS905-GIGA, GLS925-GIGA, GLS935-GIGA, GLS945-GIGA, GLS945S-GIGA, N1000-SILANOS, N1300, N45, N50, N700F, N700FPS, N700F-PS, N700PS, N90, SVELTINA, V40, V45, V50		

 <p>1</p>			
Part No.	110527	Ref. No.	903973
description	knob zero mark t.max. °C ø 40mm shaft ø 6x4.6mm shaft flat lower black		

1 mechanical components, equipment accessories



1

Part No.	111793	Ref. No.	903940
description	knob zero mark t.max.°C temperature range°C ø 44mm shaft ø 6x4.6mm shaft flat lower black		
For models:	F6, FA3		

handles and hand wheels

handle rails

SILANOS



1

Part No.	524271	Ref. No.	903933
description	handle rail L 512mm W 28mm H 40mm dark blue Qty 1 pcs		
For models:	A670-TRONIC, GLS805-GIGA, GLS845-GIGA, N45, N700F, N700FPS, N700F-PS, N700PS		
accessories for	524271		
	Part No.	Ref. No.	901657
	sticker for handle rail L 460mm		



1

Part No.	511195	Ref. No.	903934
description	handle rail L 562mm W 40mm suitable for Silanos blue hole distance 257/393/493mm		
For models:	GLS905-GIGA, GLS925-GIGA, N50, N50-TRONIC-PDS-PBS, N90		

handle rails



1

Part No.	524271	Ref. No.	903933
description	handle rail L 512mm W 28mm H 40mm dark blue Qty 1 pcs		
For models:	A670-TRONIC, GLS805-GIGA, GLS845-GIGA, N45, N700F, N700FPS, N700F-PS, N700PS		
accessories for	524271		
	Part No.	Ref. No.	901657
	sticker for handle rail L 460mm		



1

Part No.	511195	Ref. No.	903934
description	handle rail L 562mm W 40mm suitable for Silanos blue hole distance 257/393/493mm		
For models:	GLS905-GIGA, GLS925-GIGA, N50, N50-TRONIC-PDS-PBS, N90		

locks

snap locks

universal

1

Part No.	519246	Ref. No.	906101
description	snap lock		
For models:	250, 400, 600, 700, Ambra		

hinges

door bearing

1

Part No.	519203	Ref. No.	904790
description	bolt for door hinge		
For models:	250, 400, 600, 700, Ambra		

pullouts

rollers

rollers



1

Part No.	692465	Ref. No.	908704
description	roller rollerø 33mm B1 8mm A 33mm B 8mm C 14.5mm D M8mm E 11.5mm plastic tread plastic bearing ball bearing thread M8x1.25 thread L 20mm Qty 1 pcs		
For models:	GLS945-GIGA, GLS945S-GIGA, LP67E, LP67E-TRONIC, N1000-SILANOS, N1300		



equipment feet and end caps

equipment feet

with screw mounting



1

Part No. 701304 **Ref. No.** 905016

description equipment foot tube ø 52mm thread M10 thread L 18mm H 130-190mm SS size 2" Qty 1 pcs WS 44

For models: GLS925-GIGA, N90

screw-in feet



1

Part No. 513284 **Ref. No.** 907142

description equipment foot thread M8 thread L 20mm ø 30mm H 12mm Qty 1 pcs

For models: 020, 620, 627, 627PS

baskets

warewashing baskets

plastic baskets round



1

Part No. 970828 **Ref. No.** 901281

description mix basket ED ø 360mm H 165mm

steel wire baskets square

mix baskets



1

Part No. 971029¹ **Ref. No.** 901390

description mix basket L 450mm W 450mm H 120mm mesh type wide-meshed

¹wide-meshed

plastic baskets square

mix baskets



1

Part No. 971098 **Ref. No.** 901526

description mix basket L 350mm W 350mm H 120mm



1

Part No. 971078 **Ref. No.** 908926

description mix basket L 400mm W 400mm H 150mm



1

Part No. 970695 **Ref. No.** 901504

description mix basket L 450mm W 450mm H 106mm

plate baskets



1

Part No. 970694 **Ref. No.** 901505
901600

description plate basket L 450mm W 450mm H 106mm plates 14

accessories

cutlery inserts



1

Part No. 976013 **Ref. No.** 901620
901621

description cutlery insert L 105mm W 105mm ømm H 140mm



plate inserts



Part No.	970044	Ref. No.	903520
description	plate insert L 345mm W 100mm plates 17		

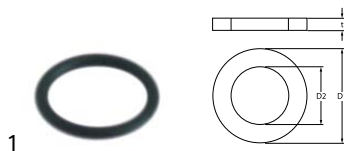
gaskets

O-rings


EPDM



Part No.	510302	Ref. No.	904320
description	O-ring EPDM ID \varnothing 12.42mm thickness 1.78mm Qty 1 pcs		
For models:	250, Ambra, R20, R20A, R23A, R29A, Rubinia		




Part No.	529545	Ref. No.	904324
description	O-ring EPDM thickness 1.78mm ID \varnothing 10.82mm Qty 1 pcs		
For models:	020, 620, 627, 627PS, 670-TRONIC, A670-TRONIC, E1000, GLB615-GIGA, GLS805-GIGA, GLS845-GIGA, GLS945-GIGA, N1000-SILANOS, N50-TRONIC-PDS-PBS, N700F, N700FPS, N700F-PS, N700PS		



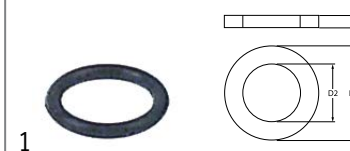
Part No.	505045	Ref. No.	904310 904311
description	O-ring EPDM thickness 1.78mm ID \varnothing 5.28mm Qty 1 pcs		
For models:	1000, 400, 600, 700		



Part No.	510303	Ref. No.	904321
description	O-ring EPDM thickness 1.78mm ID \varnothing 6.75mm Qty 1 pcs		
For models:	024, 030, 1000, 1300, 1300S, 400, 600, 670-TRONIC, 700, 800, 900, E1000, E40, E45, E50, F19, F19A, F22, F22A, F27A, F28A, GLB615-GIGA, GLB785-GIGA, GLB795-GIGA, GLS805-GIGA, GLS845-GIGA, GLS905-GIGA, GLS925-GIGA, GLS935-GIGA, GLS945-GIGA, GLS945S-GIGA, LP109, LP124, LP67, LP67E, LP67E-TRONIC, LP84, N1000-SILANOS, N1300, N45, N50, N700F, N700FPS, N700F-PS, N700PS, N90, SVELTINA, V40, V45, V50		



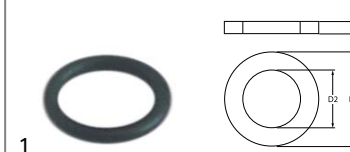
Part No.	510177	Ref. No.	904392
description	O-ring EPDM thickness 1.78mm ID \varnothing 7.66mm Qty 1 pcs		
For models:	250, Ambra, R20, R20A, R23A, R29A, Rubinia		



Part No.	519181	Ref. No.	904388
description	O-ring EPDM thickness 1mm ID \varnothing 5mm Qty 1 pcs		
For models:	024, 030, 1000, 1300, 1300S, 600, 670-TRONIC, 700, 800, 900, E1000, E40, E45, E50, F19, F19A, F22, F22A, F27A, F28A, GLB615-GIGA, GLB785-GIGA, GLB795-GIGA, GLS805-GIGA, GLS845-GIGA, GLS905-GIGA, GLS925-GIGA, GLS935-GIGA, GLS945-GIGA, GLS945S-GIGA, N1000-SILANOS, N1300, N45, N50, N700F, N700FPS, N700F-PS, N700PS, N90, SVELTINA, T1400, TS3700, V40, V45, V50		




Part No.	511508	Ref. No.	906222
description	O-ring EPDM thickness 2.62mm ID \varnothing 12.37mm Qty 10 pcs		



Part No.	528333	Ref. No.	904390
description	O-ring EPDM thickness 2.62mm ID \varnothing 13.1mm Qty 1 pcs		
For models:	1000, 400, 600, 700, GLS935-GIGA		

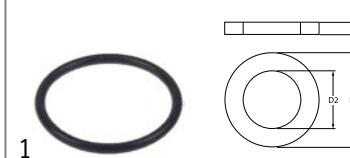


Part No.	504590	Ref. No.	904330
description	O-ring EPDM thickness 2.62mm ID \varnothing 18.72mm Qty 1 pcs		
For models:	1000, 250, 400, 600, 700, Ambra, LAVASTOVIGLIE-A-NASTRO-N2500, LAVASTOVIGLIE-A-NASTRO-N3500, LAVASTOVIGLIE-A-NASTRO-N5000, LAVASTOVIGLIE-A-NASTRO-N6000, LAVASTOVIGLIE-A-NASTRO-N7500, LAVASTOVIGLIE-A-NASTRO-N9000, LAVASTOVIGLIE-A-TRAINO, LAVASTOVIGLIE-A-TRAINO-T1650, LAVASTOVIGLIE-A-TRAINO-T2000, LAVASTOVIGLIE-A-TRAINO-T3000, LP109, LP109V, LP124, LP67, LP67E, LP67E-TRONIC, LP67V, LP84, R20, R20A, R23A, R29A, Rubinia, T1400, TS3700		


1

Part No.	510893	Ref. No.	904391
description	O-ring EPDM thickness 2.62mm ID ø 9.92mm Qty 1 pcs		
For models:	024, 030, 250, 400, Ambra, F19, F19A, F22, F22A, F27A, F28A, GLB785-GIGA, GLB795-GIGA, R20, R20A, R23A, R29A, SVELTINA		




1

Part No.	519179	Ref. No.	904380
description	O-ring EPDM thickness 3.53mm ID ø 41.28mm Qty 1 pcs		
For models:	020, 024, 030, 1000, 1300, 1300S, 250, 400, 600, 620, 627, 627PS, 670-TRONIC, 700, 800, 900, A670-TRONIC, Ambra, E1000, F19, F19A, F22, F22A, F27A, F28A, GLB615-GIGA, GLB785-GIGA, GLB795-GIGA, GLS805-GIGA, GLS845-GIGA, GLS935-GIGA, GLS945-GIGA, GLS945S-GIGA, LAVASTOVIGLIE-A-NASTRO-N2500, LAVASTOVIGLIE-A-NASTRO-N3500, LAVASTOVIGLIE-A-NASTRO-N5000, LAVASTOVIGLIE-A-NASTRO-N6000, LAVASTOVIGLIE-A-NASTRO-N7500, LAVASTOVIGLIE-A-NASTRO-N9000, LAVASTOVIGLIE-A-TRAINO, LAVASTOVIGLIE-A-TRAINO-T1650, LAVASTOVIGLIE-A-TRAINO-T2000, LAVASTOVIGLIE-A-TRAINO-T3000, LP109, LP109V, LP124, LP67, LP67E, LP67E-TRONIC, LP67V...(Other models you can see in the webshop)		




1

Part No.	511322	Ref. No.	904340 904430
description	O-ring EPDM thickness 3.53mm ID ø 20.22mm Qty 1 pcs		
For models:	020, 024, 030, 1000, 250, 400, 600, 620, 627, 627PS, 700, 800, A670-TRONIC, Ambra, E1000, F19, F19A, F22, F22A, F27A, F28A, GLB615-GIGA, GLB785-GIGA, GLB795-GIGA, GLS805-GIGA, GLS845-GIGA, GLS905-GIGA, GLS925-GIGA, GLS945-GIGA, GLS945S-GIGA, LAVASTOVIGLIE-A-NASTRO-N2500, LAVASTOVIGLIE-A-NASTRO-N3500, LAVASTOVIGLIE-A-NASTRO-N5000, LAVASTOVIGLIE-A-NASTRO-N6000, LAVASTOVIGLIE-A-NASTRO-N7500, LAVASTOVIGLIE-A-NASTRO-N9000, N1000-SILANOS, N1300, N45, N50, N50-TRONIC-PDS-PBS, N700F, N700FPS, N700F-PS, N700PS, N90, R20, R20A, R23A, R29A...(Other models you can see in the webshop)		



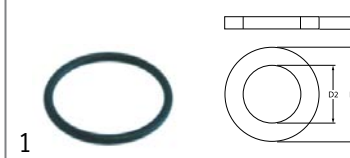
1

Part No.	511331	Ref. No.	904395 TR0189
description	O-ring EPDM thickness 3.53mm ID ø 53.57mm Qty 1 pcs		
For models:	1000, 1300S, E1000, GLS935-GIGA, GLS945-GIGA, GLS945S-GIGA, LAVASTOVIGLIE-A-NASTRO-N2500, LAVASTOVIGLIE-A-NASTRO-N3500, LAVASTOVIGLIE-A-NASTRO-N5000, LAVASTOVIGLIE-A-NASTRO-N6000, LAVASTOVIGLIE-A-NASTRO-N7500, LAVASTOVIGLIE-A-NASTRO-N9000, LAVASTOVIGLIE-A-TRAINO-T1650, LAVASTOVIGLIE-A-TRAINO-T2000, LAVASTOVIGLIE-A-TRAINO-T3000, LP109, LP124, LP67, LP84, N1000-SILANOS, N1300		




1

Part No.	501352	Ref. No.	904404
description	O-ring EPDM thickness 3.53mm ID ø 21.82mm Qty 1 pcs		
For models:	670-TRONIC, GLS805-GIGA, GLS845-GIGA, GLS905-GIGA, GLS925-GIGA, N45, N50-TRONIC-PDS-PBS, N700F, N700FPS, N700F-PS, N90		



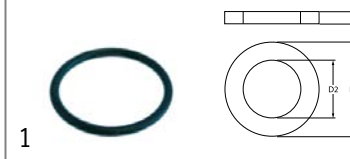
1

Part No.	521120	Ref. No.	907981
description	O-ring EPDM thickness 5.34mm ID ø 37.47mm Qty 1 pcs		
For models:	024, 030, 1000, 1300, 1300S, 400, 600, 620, 627, 627PS, 670-TRONIC, 700, 800, A670-TRONIC, F19, F19A, F22, F22A, F27A, F28A, GLB785-GIGA, GLB795-GIGA, GLS905-GIGA, GLS925-GIGA, GLS935-GIGA, LAVASTOVIGLIE-A-NASTRO-N2500, LAVASTOVIGLIE-A-NASTRO-N3500, LAVASTOVIGLIE-A-NASTRO-N5000, LAVASTOVIGLIE-A-NASTRO-N6000, LAVASTOVIGLIE-A-NASTRO-N7500, LAVASTOVIGLIE-A-NASTRO-N9000, LAVASTOVIGLIE-A-TRAINO, LAVASTOVIGLIE-A-TRAINO-T1650, LAVASTOVIGLIE-A-TRAINO-T2000, LAVASTOVIGLIE-A-TRAINO-T3000, LP109, LP124, LP67, LP84, N45, N50, N50-TRONIC-PDS-PBS, N90, Rubinia, SVELTINA, T1400, TS3700		



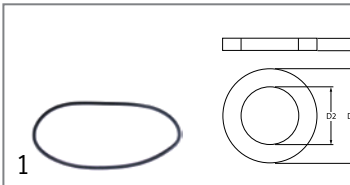
1

Part No.	510072	Ref. No.	904350
description	O-ring EPDM thickness 3.53mm ID ø 32.93mm Qty 1 pcs		
For models:	020, 024, 030, 250, 620, 627, 627PS, Ambra, E40, E45, E50, F19, F19A, F22, F22A, F27A, F28A, GLB615-GIGA, GLB785-GIGA, GLB795-GIGA, R20, R20A, R23A, R29A, Rubinia, SVELTINA, V40, V45, V50		



1


Part No.	510409	Ref. No.	TR0115
description	O-ring EPDM thickness 5.34mm ID ø 56.52mm Qty 1 pcs		


Part No.	510551	Ref. No.	904374 904397
description	pump cover gasket ID ø 158.3mm pump type 1214/1293/1225/2243/1226/1204/3473/1241 thickness 3.53mm EPDM Qty 1 pcs		

sealing washers


fibre gaskets




Part No.	519440	Ref. No.	903412
description	flat gasket ED ø 24mm ID ø 10.2mm thickness 1mm Qty 1 pcs		



Part No.	519125	Ref. No.	903400
description	flat gasket FIBER ED ø 18mm ID ø 10mm thickness 1.5mm Qty 1 pcs equiv. no. 903400		
For models:	250, Ambra		




Part No.	510405	Ref. No.	903300
description	flat gasket fibre ED ø 56mm ID ø 42mm thickness 2mm for thread 1¼" Qty 1 pcs		
For models:	1000, 600, 700		




Part No.	519126	Ref. No.	903410
description	gasket ED ø 13mm ID ø 8mm thickness 1.5mm Qty 1 pcs		
For models:	1000, 250, Ambra, LAVASTOVIGLIE-A-NASTRO-N2500, LAVASTOVIGLIE-A-NASTRO-N3500, LAVASTOVIGLIE-A-NASTRO-N5000, LAVASTOVIGLIE-A-NASTRO-N6000, LAVASTOVIGLIE-A-NASTRO-N7500, LAVASTOVIGLIE-A-NASTRO-N9000, LAVASTOVIGLIE-A-TRAINO, LAVASTOVIGLIE-A-TRAINO-T3000, LP109, LP124, LP67, LP84, R20, R20A, R23A, R29A, Rubinia, T1400, TS3700		


rubber gaskets




Part No.	511649	Ref. No.	903263
description	flat gasket rubber ED ø 20mm ID ø 12mm thickness 2mm Qty 1 pcs		
For models:	020, 620		




Part No.	511936	Ref. No.	904991
description	flat gasket rubber ED ø 25mm ID ø 16.5mm thickness 1.8mm Qty 1 pcs warewashing		
For models:	020, 600, 620, 627, 627PS, 670-TRONIC, 700, 800, 900, A670-TRONIC, E40, E45, E50, GLB615-GIGA, GLS805-GIGA, GLS845-GIGA, GLS905-GIGA, GLS925-GIGA, LAVASTOVIGLIE-A-NASTRO-N2500, LAVASTOVIGLIE-A-NASTRO-N3500, LAVASTOVIGLIE-A-NASTRO-N5000, LAVASTOVIGLIE-A-NASTRO-N6000, LAVASTOVIGLIE-A-NASTRO-N7500, LAVASTOVIGLIE-A-NASTRO-N9000, N45, N50, N50-TRONIC-PDS-PBS, N700F, N700FPS, N700F-PS, N700PS, N90, V40, V45, V50		




Part No.	519114	Ref. No.	903260
description	flat gasket rubber ED ø 25mm ID ø 16.5mm thickness 2mm Qty 1 pcs		
For models:	024, 030, 1300, 250, 400, 600, 620, 627, 627PS, 670-TRONIC, 700, 800, 900, A670-TRONIC, Ambra, E40, E45, E50, F19, F19A, F22, F22A, F27A, F28A, GLB615-GIGA, GLB785-GIGA, GLB795-GIGA, GLS805-GIGA, GLS845-GIGA, LAVASTOVIGLIE-A-NASTRO-N2500, LAVASTOVIGLIE-A-NASTRO-N3500, LAVASTOVIGLIE-A-NASTRO-N5000, LAVASTOVIGLIE-A-NASTRO-N6000, LAVASTOVIGLIE-A-NASTRO-N7500, LAVASTOVIGLIE-A-NASTRO-N9000, LAVASTOVIGLIE-A-TRAINO, LAVASTOVIGLIE-A-TRAINO-T1650, LAVASTOVIGLIE-A-TRAINO-T2000, LAVASTOVIGLIE-A-TRAINO-T3000, LP109, LP109V, LP124, LP67, LP67E, LP67E-TRONIC, LP67V, LP84, N700F, N700FPS, N700F-PS...(Other models you can see in the webshop)		



Part No.	519113	Ref. No.	903250
description	flat gasket rubber ED ø 28mm ID ø 19mm thickness 3mm Qty 1 pcs		
For models:	1000, 1300, 1300S, 250, 400, 600, 700, Ambra, E1000, GLS935-GIGA, GLS945-GIGA, GLS945S-GIGA, LAVASTOVIGLIE-A-NASTRO-N2500, LAVASTOVIGLIE-A-NASTRO-N3500, LAVASTOVIGLIE-A-NASTRO-N5000, LAVASTOVIGLIE-A-NASTRO-N6000, LAVASTOVIGLIE-A-NASTRO-N7500, LAVASTOVIGLIE-A-NASTRO-N9000, LAVASTOVIGLIE-A-TRAINO, LAVASTOVIGLIE-A-TRAINO-T1650, LAVASTOVIGLIE-A-TRAINO-T2000, LAVASTOVIGLIE-A-TRAINO-T3000, LP109, LP109V, LP124, LP67, LP67E, LP67E-TRONIC, LP67V, LP84, N1000-SILANOS, N1300, Rubinia, T1400, TS3700		




Part No.	519341	Ref. No.	TR2051
description	flat gasket rubber ED ø 40mm ID ø 5.5mm thickness 2mm Qty 1 pcs		
For models:	LAVASTOVIGLIE-A-TRAINO, LAVASTOVIGLIE-A-TRAINO-T1650, LAVASTOVIGLIE-A-TRAINO-T2000, LAVASTOVIGLIE-A-TRAINO-T3000, LP109, LP124, LP67, LP67E, LP67E-TRONIC, LP84, T1400, TS3700		




Part No.	519115	Ref. No.	903280
description	flat gasket rubber ED ø 48mm ID ø 32mm thickness 3mm Qty 1 pcs		
For models:	1000, 400, 600, 700, Rubinia		




1 


Part No.	519123	Ref. No.	903360
description	flat gasket rubber ED ø 50mm ID ø 40mm thickness 4.5mm Qty 1 pcs suitable for Silanos		
For models:	250, 600, 700, Ambra		

1 


Part No.	519119	Ref. No.	903325
description	flat gasket rubber ED ø 58mm ID ø 42mm thickness 3mm Qty 1 pcs		
For models:	400, 600, 700, LAVASTOVIGLIE-A-NASTRO-N2500, LAVASTOVIGLIE-A-NASTRO-N3500, LAVASTOVIGLIE-A-NASTRO-N5000, LAVASTOVIGLIE-A-NASTRO-N6000, LAVASTOVIGLIE-A-NASTRO-N7500, LAVASTOVIGLIE-A-NASTRO-N9000		

1 


Part No.	519117	Ref. No.	903301 903302
description	flat gasket rubber ED ø 60mm ID ø 47mm thickness 3mm Qty 1 pcs		
For models:	020, 024, 030, 600, 620, 627, 627PS, 700, 800, 900, E40, E45, E50, F19, F19A, F22, F22A, F27A, F28A, GLB615-GIGA, GLB785-GIGA, GLB795-GIGA, N50, SVELTINA, V40, V45, V50		

1 

Part No.	519118	Ref. No.	903320
description	flat gasket rubber ED ø 70mm ID ø 52mm thickness 3mm Qty 1 pcs		
For models:	400, 600, 670-TRONIC, 700, A670-TRONIC, E40, E45, E50, GLS805-GIGA, GLS845-GIGA, N700F, N700FPS, N700F-PS, N700PS, V40, V45, V50		


1 

Part No.	519347	Ref. No.	TR2448
description	flat gasket rubber ED ø 80mm ID ø 60mm thickness 3mm Qty 1 pcs equiv. no. TR2448 suitable for Silanos		
For models:	1300, 1300S, 800, 900, GLS945S-GIGA, N1300		

1 


Part No.	519121	Ref. No.	903340
description	flat gasket rubber ED ø 80mm ID ø 67mm thickness 3mm Qty 1 pcs suitable for Silanos		
For models:	250, 400, Ambra, F22A, F27A, F28A, R20A, R23A, R29A		

plastic gaskets

1 


Part No.	504435	Ref. No.	908146
description	flat gasket plastic ED ø 18mm ID ø 9.5mm thickness 2.5mm for door hinge Qty 1 pcs		
For models:	GLS905-GIGA, GLS925-GIGA, N45, N50-TRONIC-PDS-PBS, N90		

paper gasket


1 

Part No.	511650	Ref. No.	903403
description	flat gasket paper ED ø 24mm ID ø 10.5mm thickness 1mm Qty 1 pcs warewashing		
For models:	020, 620, 627, 627PS, 670-TRONIC, GLB615-GIGA, GLS805-GIGA, GLS845-GIGA, N700F, N700FPS, N700F-PS, N700PS		

silicone gaskets

1 

Part No.	507519	Ref. No.	TR1340
description	gasket silicone ED ø 18mm ID ø 12mm thickness 4mm Qty 1 pcs for rinse arm		
For models:	T1400, TS3700		

1 

Part No.	507520	Ref. No.	903404
description	gasket silicone ED ø 38mm ID ø 30mm thickness 4mm Qty 1 pcs for wash arm		
For models:	LAVASTOVIGLIE-A-NASTRO-N2500, LAVASTOVIGLIE-A-NASTRO-N3500, LAVASTOVIGLIE-A-NASTRO-N5000, LAVASTOVIGLIE-A-NASTRO-N6000, LAVASTOVIGLIE-A-NASTRO-N7500, LAVASTOVIGLIE-A-NASTRO-N9000, LAVASTOVIGLIE-A-TRAINO-T1650, LAVASTOVIGLIE-A-TRAINO-T2000, LAVASTOVIGLIE-A-TRAINO-T3000, LP67E, LP67E-TRONIC, T1400, TS3700		

special gaskets

miscellaneous

1 

Part No.	530430	Ref. No.	903321
description	gasket for rinse pipe rubber ø 33mm ID ø 24mm thickness 11mm for Silanos		
For models:	LAVASTOVIGLIE-A-NASTRO-N2500, LAVASTOVIGLIE-A-NASTRO-N3500, LAVASTOVIGLIE-A-NASTRO-N5000, LAVASTOVIGLIE-A-NASTRO-N6000, LAVASTOVIGLIE-A-NASTRO-N7500, LAVASTOVIGLIE-A-NASTRO-N9000, LAVASTOVIGLIE-A-TRAINO-T2000, LAVASTOVIGLIE-A-TRAINO-T3000		



gaskets for wash arm support



1			
Part No.	506223	Ref. No.	905257
description	gasket D1 ø 110mm D2 ø 82mm thickness 3mm with 4 screw holes flange		
For models:	GLS905-GIGA, GLS925-GIGA, N45, N50, N50-TRONIC-PDS-PBS, N90		



1			
Part No.	519445	Ref. No.	908141
description	gasket D1 ø 80mm D2 ø 50mm thickness 3mm with 4 screw holes		
For models:	670-TRONIC, A670-TRONIC, E1000, GLS805-GIGA, GLS845-GIGA, GLS905-GIGA, GLS925-GIGA, GLS945-GIGA, N1000-SILANOS, N45, N50-TRONIC-PDS-PBS, N700F, N700FPS, N700F-PS, N700PS, N90		

springs

torsion springs



1			
Part No.	700173	Ref. No.	904081
description	torsion spring ø 19mm L2 47mm wire gauge ø 3mm mounting pos. left L1 48mm L3 36mm for contact grill		
For models:	PIASTRA-DOPPIA, PIASTRA-DOPPIA-1-2-LISCIA-SOTTO, PIASTRA-DOPPIA-LISCIA, PIASTRA-DOPPIA-LISCIA-SOTTO, PIASTRA-DOPPIA-RIGATA, PIASTRA-SINGOLA, PIASTRA-SINGOLA-1-2-LISCIA, PIASTRA-SINGOLA-LISCIA, PIASTRA-SINGOLA-RIGATA		



1			
Part No.	700172	Ref. No.	904080
description	torsion spring ø 19mm L2 47mm wire gauge ø 3mm mounting pos. right L1 48mm L3 36mm		
For models:	PIASTRA-DOPPIA, PIASTRA-DOPPIA-1-2-LISCIA-SOTTO, PIASTRA-DOPPIA-LISCIA, PIASTRA-DOPPIA-LISCIA-SOTTO, PIASTRA-DOPPIA-RIGATA, PIASTRA-SINGOLA, PIASTRA-SINGOLA-1-2-LISCIA, PIASTRA-SINGOLA-LISCIA, PIASTRA-SINGOLA-RIGATA		



1			
Part No.	700174	Ref. No.	904100
description	torsion spring ø 20mm L2 42mm wire gauge ø 3.5mm mounting pos. right L1 56mm L3 38mm Qty 301209 pcs for contact grill		
For models:	PIASTRA-MEDIA, PIASTRA-MEDIA-1-2-LISCIA, PIASTRA-MEDIA-LISCIA, PIASTRA-MEDIA-RIGATA		



1			
Part No.	700175	Ref. No.	904101
description	torsion spring ø 20mm L2 57mm wire gauge ø 3.6mm mounting pos. left L1 22mm L3 18mm		
For models:	PIASTRA-MEDIA, PIASTRA-MEDIA-1-2-LISCIA, PIASTRA-MEDIA-LISCIA, PIASTRA-MEDIA-RIGATA		

compression springs

1			
Part No.	519161	Ref. No.	904079
description	spring		
For models:	250, 600, 700, Ambra		

1			
Part No.	519162	Ref. No.	904131
description	spring		
For models:	1000, 250, 400, 600, 700, Ambra, Rubinia		



roller springs


roller springs



Part No.	519339	Ref. No.	TR1858
description	roller spring		
For models:	LP67, LP67E, LP67E-TRONIC, LP84		



Part No.	519340	Ref. No.	TR1859
description	roller spring		
For models:	LP109, LP124		



Part No.	519616	Ref. No.	TR1853
description	roller spring W 40mm ID ø 36mm lug length 50mm		
For models:	LAVASTOVIGLIE-A-TRAINO, LAVASTOVIGLIE-A-TRAINO-T1650, LAVASTOVIGLIE-A-TRAINO-T2000, LAVASTOVIGLIE-A-TRAINO-T3000, T1400, TS3700		



Part No.	519619	Ref. No.	TR1866
description	roller spring with holder W 40mm ID ø 36.5mm lug length 60mm mounting distance 18mm bore ø 5mm		
For models:	T1400, TS3700		

tension springs



Part No.	519443	Ref. No.	904051 908041 908042 908043
description	tension spring ø 11.5mm total length 220mm wire gauge ø 2mm		
For models:	GLS905-GIGA, GLS925-GIGA, N45, N50, N50-TRONIC-PDS-PBS, N90		



Part No.	519163	Ref. No.	904133 904137
description	tension spring ø 38.5mm total length 394mm wire gauge ø 6.5mm for hood		
For models:	1000, 1300, 1300S, E1000, GLS935-GIGA, GLS945-GIGA, GLS945S-GIGA, N1000-SILANOS, N1300		

dosing pumps

peristaltic dosing pumps

BORES

built-in version

with frequency control



Part No.	361406 ¹	Ref. No.	901998
description	dosing pump BORES frequency control 1l/h 230VAC rinse aid hose ø 4x6mm hose silicone type Mybo built-in version with integrated non-return valve CODE PBEM1.0		
spare parts for	361406		
	Part No.	361233	Ref. No. —
	roller assembly rinse aid hose type silicone pump type PROTHO/MYBO		
	Part No.	361234	Ref. No. —
	cover pump type PROTHO/MYBO hose type		
	Part No.	361291	Ref. No. —
	pump hose PROTHO/MYBO rinse aid hose ø 2x6mm hose type silicone		
	Part No.	361410	Ref. No. —
	pump head pump type PROTHO/MYBO hose type silicone rinse aid hose ø 3x7mm		
accessories for	361406		
	Part No.	361142	Ref. No. —
	mounting set detergent hose type 4x6mm hose length 2m PVC 2x hose/container filter/tank intake transparent		
	Part No.	520090	Ref. No. —
	PVC hose ID ø 4mm ED ø 6mm L 2m thickness 1mm t.max. 60°C transparent		
	Part No.	520091	Ref. No. —
	nylon hose ID ø 4mm ED ø 6mm L 2m thickness 1mm operating p. 10bar burst p. 50bar t.max. 100°C transparent		

¹with integrated back flow preventer




GERMAC






built-in version

with frequency control




Part No.	361802	Ref. No.	902344
description	dosing pump frequency control 0.7l/h 230VAC rinse aid hose ø 4mm hose silicone type G302E connection angled		
spare parts for	361802		
	Part No.	361822	Ref. No. 908323
	pump hose GERMAC rinse aid hose type silicone hose ø 4mm for model DC035DP/DC070DP with screw connection		





Part No.	361518	Ref. No.	922344
description	dosing pump GERMAC frequency control 0.7l/h 230VAC rinse aid hose ø 4x6mm hose silicone type G302 4W built-in version 50/60Hz dimensions 67x72x101mm		
spare parts for	361518		
	Part No.	361555	Ref. No. —
	pump hose GERMAC rinse aid hose type silicone hose ø 4x6mm for model G42/G302		
	Part No.	361557	Ref. No. —
	control PCB type G300/G302/G305 GERMAC		
	Part No.	361589	Ref. No. —
	roller assembly GERMAC suitable for G42/43/45/53/54/55/300/302/305/705		
accessories for	361518		
	Part No.	520090	Ref. No. —
	PVC hose ID ø 4mm ED ø 6mm L 2m thickness 1mm t.max. 60°C transparent		
	Part No.	520091	Ref. No. —
	nylon hose ID ø 4mm ED ø 6mm L 2m thickness 1mm operating p. 10bar burst p. 50bar t.max. 100°C transparent		



Part No.	361862	Ref. No.	902340
description	dosing pump GERMAC frequency control 3l/h 230VAC detergent hose ø 4mm hose type angled connection hose thermoplastic type G300E 4W 90°		
spare parts for	361862		
	Part No.	361926	Ref. No. 907287
	pump hose GERMAC detergent hose type TP hose ø 4mm for model DC035DP/DC070DP with screw connection		

spare parts

	Part No.	361926	Ref. No. 907287
	pump hose GERMAC detergent hose type TP hose ø 4mm for model DC035DP/DC070DP with screw connection		

	Part No.	361822	Ref. No. 908323
	pump hose GERMAC rinse aid hose type silicone hose ø 4mm for model DC035DP/DC070DP with screw connection		


SEKO

built-in version

with frequency control



Part No.	361513	Ref. No.	902051
description	dosing pump SEKO frequency control 0.7l/h 230VAC rinse aid hose ø 4x6mm hose type silicone type NBR 0.7 8W counter pressure 0.1bar		
For models:	N50-TRONIC-PDS-PBS		

1

Part No.	362002	Ref. No.	902052
description	dosing pump SEKO frequency control 2.8l/h 230VAC detergent hose ø 5mm hose type hose Santoprene screw type NBR 3		
For models:	N50-TRONIC-PDS-PBS		


with time control



1

Part No.	361894	Ref. No.	902058 902062
description	dosing pump SEKO time control 0.7l/h 230VAC rinse aid hose ø 4x6/6mm hose Sekobril suction level 1.5m type NBM 0.7 0-30s 3.5W		
spare parts for	361894		
	Part No.	361135	Ref. No. —
	pump hose SEKO rinse aid hose ø 3x8mm hose ø 4x6mm hose type D hose Sekobril		
	Part No.	361136	Ref. No. —
	roller assembly for dosing pump hole ø 4.8x4mm		

spare parts




1

Part No.	361836	Ref. No.	907277
description	pump hose SEKO rinse aid hose ø 4x8.6mm hose ø 4x6mm hose type silicone		










membrane dosing pumps

self-priming











LANG



1

Part No.	361032	Ref. No.	902270
description	dosing pump type N6 membrane dosing pump rinse aid pressure connection ø angled, 4x6mm suction connection ø angled, 4x6mm		
For models:	400		
spare parts for	361032		
	Part No.	361079	Ref. No. —
	spring for type N5/N6 for ball		
	Part No.	361080	Ref. No. —
	O-ring EPDM thickness 2mm ID ø 16mm Qty 1 pcs		
	Part No.	361085	Ref. No. —
	O-ring EPDM thickness 2mm ID ø 8mm Qty 1 pcs		
	Part No.	361309	Ref. No. —
	ball for type N5/N6		
	Part No.	361310	Ref. No. —
	bracket for type N6 ball guide		
	Part No.	361311	Ref. No. —
	O-ring EPDM thickness 2mm ID ø 6mm Qty 1 pcs for type N6		
	Part No.	361314	Ref. No. —
	valve ring for type N6 holder for O-ring		
	Part No.	361317	Ref. No. —
	sealing disc for type N6		
	Part No.	361886	Ref. No. —
	non-return valve inletmm outletmm outlet ø 12.4mm L 12.7mm		



			
1			
Part No.	361575	Ref. No.	902199
description	dosing pump type N6 rinse aid pressure connection ø straight, 4x6mm suction connection ø angled, 6mm LANG		
For models:	024, 030, 1000, 1300, 1300S, 600, 700, 800, 900, E40, E45, E50, F19, F19A, F22, F22A, F27A, F28A, GLB785-GIGA, GLB795-GIGA, GLS935-GIGA, R20, R20A, R23A, R29A, SVELTINA, V40, V45, V50		
spare parts for	361575		
	Part No.	361079	Ref. No. —
	spring for type N5/N6 for ball		
	Part No.	361080	Ref. No. —
	O-ring EPDM thickness 2mm ID ø 16mm Qty 1 pcs		
	Part No.	361085	Ref. No. —
	O-ring EPDM thickness 2mm ID ø 8mm Qty 1 pcs		
	Part No.	361309	Ref. No. —
	ball for type N5/N6		
	Part No.	361310	Ref. No. —
	bracket for type N6 ball guide		
	Part No.	361311	Ref. No. —
	O-ring EPDM thickness 2mm ID ø 6mm Qty 1 pcs for type N6		
	Part No.	361314	Ref. No. —
	valve ring for type N6 holder for O-ring		
	Part No.	361317	Ref. No. —
	sealing disc for type N6		
	Part No.	361886	Ref. No. —
	non-return valve inletmm outletmm outlet ø 12.4mm L 12.7mm		



SEKO			
1			
Part No.	362031	Ref. No.	902201
description	dosing pump type DIB E rinse aid pump rate 0-5cm ³ per stroke pressure connection ø 4x6mm suction connection ø 4x6mm suction connection SEKO supporting pressure closed		

various			
1			
Part No.	361015	Ref. No.	902203
description	dosing pump membrane dosing pump rinse aid inlet 6x8mm outlet 4x6mm pressure connection ø 4x6mm suction connection ø 6x8mm		
For models:	250, 600, 700, Ambra, N50		
spare parts for	361015		
	Part No.	361132	Ref. No. —
	membrane dosing pump		
	Part No.	510298	Ref. No. —
	lip valve dosing pump suitable for DB2/DS5		

self-priming with supporting pressure			
GERMAC			
type 2001			
1			
Part No.	361545	Ref. No.	902013 902018
description	dosing pump type 2001 rinse aid inlet 4x6mm outlet M10x1 suction connection ø 4x6mm supporting pressure 11mm rebound ball PTFE 1mm GERMAC CODE VNR/U3		
For models:	020, 620, 627, 627PS, 670-TRONIC, A670-TRONIC, E1000, GLB615-GIGA, GLS805-GIGA, GLS845-GIGA, GLS905-GIGA, GLS925-GIGA, GLS945-GIGA, GLS945S-GIGA, N1000-SILANOS, N1300, N45, N700F, N700FPS, N700F-PS, N700PS, N90, PIASTRA-DOPPIA		
spare parts for	361545		
	Part No.	361551	Ref. No. —
	compression spring wire gauge ø 1mm		
	Part No.	361700	Ref. No. —
	hose connector rotary hose ø 4x6mm plastic connection M10x1		
	Part No.	361702	Ref. No. —
	hose connector brass hose ø 4x6mm		
	Part No.	361705	Ref. No. —
	gasket for hose connector M12x1		
	Part No.	510298	Ref. No. —
	lip valve dosing pump suitable for DB2/DS5		
accessories for	361545		
	Part No.	361142	Ref. No. —
	mounting set detergent hose type 4x6mm hose length 2m PVC 2x hose/container filter/tank intake transparent		

Table continues overleaf




accessories for		361545		
	Part No.	361550	Ref. No.	—
	hose connector hose ø 4x6mm			
	Part No.	361553	Ref. No.	—
	membrane EPDM			
	Part No.	361701	Ref. No.	—
	hose connector thread M10x1 grommet ø 7.5mm			
	Part No.	361703	Ref. No.	—
	hose connector thread M10x1 brass pipe connection ø 4x6mm			
	Part No.	361704	Ref. No.	—
	hose connector brass straight thread M12x1 hose ø 11mm Qty 1 pcs			
	Part No.	510296	Ref. No.	—
	membrane silicone			
	Part No.	520090	Ref. No.	—
	PVC hose ID ø 4mm ED ø 6mm L 2m thickness 1mm t.max. 60°C transparent			
	Part No.	520091	Ref. No.	—
	nylon hose ID ø 4mm ED ø 6mm L 2m thickness 1mm operating p. 10bar burst p. 50bar t.max. 100°C transparent			

accessories

container filters

	1			
Part No.	361062	Ref. No.	902568	
description container filter hose ø 4mm				
For models: 1000, 1300, 1300S, E1000, F19, F19A, F22, F22A, F27A, F28A, GLS935-GIGA, GLS945S-GIGA, N1000-SILANOS, N1300, R20, R20A, R23A, R29A				


	1			
Part No.	361251	Ref. No.	902569	
description container filter hose ø 4mm				
For models: 600, 700, Rubinia				

T-pieces

without non-return valve

	1			
Part No.	512093	Ref. No.	905408	
description T-piece connection 1: 12mm connection 2: 4mm				
For models: 620, 627, 627PS, E1000, GLB615-GIGA, GLS805-GIGA, GLS845-GIGA, GLS905-GIGA, GLS925-GIGA, GLS945-GIGA, GLS945S-GIGA, N1000-SILANOS, N1300, N45, N50-TRONIC-PDS-PBS, N700F, N700FPS, N700F-PS, N700PS, N90				
accessories for 512093				
	Part No.	361083	Ref. No.	—
	union nut T1: M10x1 for hose 6mm			
	1			
Part No.	519217	Ref. No.	905381	
description T-piece plastic hose ø 12-9-12mm 3-way hose ø 12-9-12mm				
For models: 1000, 1300, 1300S, 600, 670-TRONIC, 700, 800, 900, E40, E45, E50, GLS935-GIGA, N50, V40, V45, V50				

tank inlets

	1			
Part No.	361856	Ref. No.	902366	
description tank inlet stainless steel M12 hose ø 4/5/6mm				

hoses

supply hoses


PVC supply hoses

	1			
Part No.	520460	Ref. No.	907348	
description supply hose PVC straight-curved DN12 connections 3/4" L 1500mm operating p. 10bar burst p. 32bar t.max. 90°C blue approval WRAS				
accessories for 520460				
	Part No.	520053	Ref. No.	—
	screen connection 3/4" D1 ø 26mm D2 ø 15mm Qty 10 pcs rubber thickness 8mm			
	Part No.	520054	Ref. No.	—
	flat gasket rubber ED ø 23.5mm ID ø 14mm thickness 2.3mm Qty 10 pcs			




1


Part No.	520010	Ref. No.	907344
description	supply hose PVC straight-curved DN13 connections 3/4" L 1500mm operating p. 10bar burst p. 32bar t.max. 90°C blue approval VDE flat seal		
For models:	020, 024, 030, 600, 620, 627, 627PS, 670-TRONIC, 700, 800, 900, A670-TRONIC, E40, E45, E50, F19, F19A, F22, F22A, F27A, F28A, GLB615-GIGA, GLB785-GIGA, GLB795-GIGA, GLS805-GIGA, GLS845-GIGA, GLS905-GIGA, GLS925-GIGA, N45, N50, N50-TRONICPDS-PBS, N700F, N700FPS, N700F-PS, N700PS, N90, R20, R20A, R23A, R29A, SVELTINA, V40, V45, V50		
accessories for	520010		
	Part No.	520053	Ref. No. —
	screen connection 3/4" D1 ø 26mm D2 ø 15mm Qty 10 pcs rubber thickness 8mm		
	Part No.	520054	Ref. No. —
	flat gasket rubber ED ø 23.5mm ID ø 14mm thickness 2.3mm Qty 10 pcs		



1


Part No.	520011	Ref. No.	907345
description	supply hose PVC straight-curved DN13 connections 3/4" L 2000mm operating p. 10bar burst p. 32bar t.max. 90°C approval VDE flat seal		

drain hoses




1

Part No.	530921	Ref. No.	907446
description	drain hose 3/4" L 1500mm A int. ø 29mm A ext. ø 34mm B int. ø 21mm B ext. ø 26mm outer hose ø 24mm		
For models:	ROLLY-8L		




1

Part No.	530571	Ref. No.	907440
description	drain hose DN24 L 1500mm straight ø inside 24mm straight ext. ø 29mm elbow ø inside 29mm elbow ext. ø 35mm outer hose ø 28mm		
For models:	020, 024, 030, 620, 627, 627PS, E40, E45, E50, F19, F19A, F22, F22A, F27A, F28A, GLB615-GIGA, GLB785-GIGA, GLB795-GIGA, N50, R20, R20A, R23A, R29A, SVELTINA, V40, V45, V50		



1

Part No.	519272	Ref. No.	907450 907451
description	drain hose DN24 L 1500mm straight ø inside 32mm straight ext. ø 35mm elbow ø inside 40mm elbow ext. ø 46mm outer hose ø 38mm		
For models:	1000, 1300, 1300S, 600, 670-TRONIC, 700, 800, 900, A670-TRONIC, E1000, GLS805-GIGA, GLS845-GIGA, GLS935-GIGA, GLS945-GIGA, GLS945S-GIGA, N1000-SILANOS, N1300, N700F		



1

Part No.	519456	Ref. No.	907439
description	drain hose L 1500mm D1 ø 21mm D2 ø 21mm		
For models:	627PS, N700FPS, N700F-PS, N700PS, Rubinia		

industrial hoses

nylon hoses




1

Part No.	520032	Ref. No.	907260
description	nylon hose ID ø 4mm ED ø 6mm L 5m thickness 1mm operating p. 10bar burst p. 50bar t.max. 100°C blue		
For models:	GLS805-GIGA, GLS845-GIGA, N700F		


PVC hoses

PVC hoses without fabric




1

Part No.	570027	Ref. No.	902046
description	PVC hose ID ø 4mm ED ø 7mm L 100m thickness 1.5mm t.max. 60°C transparent		



1


Part No.	520027	Ref. No.	907270
description	PVC hose ID ø 4mm ED ø 7mm L 10m thickness 1.5mm t.max. 60°C transparent		

1

Part No.	520381	Ref. No.	907271
description	PVC hose ID ø 5mm ED ø 8mm L 2m thickness 1.5mm t.max. 60°C blue		
For models:	LP109, LP109V, LP124, LP67, LP67E, LP67E-TRONIC, LP67V, LP84		

silicone hoses
without fabric




1

Part No.	530410	Ref. No.	907272 907279
description	silicone hose ID ø 4mm ED ø 7mm L 2m thickness 1.5mm t.max. 200°C transparent		
For models:	020, 024, 030, 1000, 1300, 1300S, 600, 620, 627, 627PS, 670-TRONIC, 700, 800, 900, A670-TRONIC, E1000, F19, F19A, F22, GLB615-GIGA, GLB785-GIGA, GLB795-GIGA, GLS805-GIGA, GLS845-GIGA, GLS905-GIGA, GLS925-GIGA, GLS935-GIGA, GLS945-GIGA, GLS945S-GIGA, LAVASTOVIGLIE-A-NASTRO-N2500, LAVASTOVIGLIE-A-NASTRO-N3500, LAVASTOVIGLIE-A-NASTRO-N5000, LAVASTOVIGLIE-A-NASTRO-N6000, LAVASTOVIGLIE-A-NASTRO-N7500, LAVASTOVIGLIE-A-NASTRO-N9000, LAVASTOVIGLIE-A-TRAIINO, LAVASTOVIGLIE-A-TRAIINO-T1650, LAVASTOVIGLIE-A-TRAIINO-T2000, LAVASTOVIGLIE-A-TRAIINO-T3000, N1000-SILANOS, N1300, N45, N50-TRONIC-PDS-PBS, N700F, N700FPS, N700F-PS, N700PS, N90, R20, R20A...(Other models you can see in the webshop)		

formed hoses

straight




1

Part No.	519323	Ref. No.	TR0710
description	formed hose		
For models:	LP109, LP124, LP67, LP67E, LP67E-TRONIC, LP84		



1

Part No.	519130	Ref. No.	903667
description	formed hose dishwasher straight equiv. no. 903667		
For models:	E40, LAVASTOVIGLIE-A-NASTRO-N2500, LAVASTOVIGLIE-A-NASTRO-N3500, LAVASTOVIGLIE-A-NASTRO-N5000, LAVASTOVIGLIE-A-NASTRO-N6000, LAVASTOVIGLIE-A-NASTRO-N7500, LAVASTOVIGLIE-A-NASTRO-N9000, V40		



1

Part No.	519150	Ref. No.	903751
description	formed hose dishwasher straight equiv. no. 903751		
For models:	600, 700, E45, E50, V45, V50		



1

Part No.	519321	Ref. No.	TR0475
description	formed hose ext. ø 60 ID ø 50mm L 500mm dishwasher straight equiv. no. TR0475		
For models:	1300S, LAVASTOVIGLIE-A-NASTRO-N2500, LAVASTOVIGLIE-A-NASTRO-N3500, LAVASTOVIGLIE-A-NASTRO-N5000, LAVASTOVIGLIE-A-NASTRO-N6000, LAVASTOVIGLIE-A-NASTRO-N7500, LAVASTOVIGLIE-A-NASTRO-N9000, LAVASTOVIGLIE-A-TRAIINO, LAVASTOVIGLIE-A-TRAIINO-T1650, LAVASTOVIGLIE-A-TRAIINO-T2000, LAVASTOVIGLIE-A-TRAIINO-T3000		



1

Part No.	517777	Ref. No.	908922
description	formed hose hose int. ø 27mm L 54mm black Qty 1		



1

Part No.	519392	Ref. No.	903756
description	formed hose L 61mm dishwasher straight hose ext. ø 50mm hose int. ø 38mm		
For models:	670-TRONIC, A670-TRONIC, GLS805-GIGA, GLS845-GIGA, GLS905-GIGA, GLS925-GIGA, GLS945-GIGA, N1000-SILANOS, N45, N50-TRONICPDS-PBS, N700F, N700FPS, N700F-PS, N700PS, N90		



form L

1

Part No.	519127	Ref. No.	903660
description	formed hose		
For models:	250, Ambra		

2



Part No.	519136	Ref. No.	903690
description	formed hose		
For models:	1300, 800, 900		

1

Part No.	519149	Ref. No.	903750
description	formed hose		
For models:	800, 900		

1

Part No.	519152	Ref. No.	903780
description	formed hose		
For models:	600		

1

Part No.	519153	Ref. No.	903790
description	formed hose		
For models:	700		

1

Part No.	519155	Ref. No.	903820
description	formed hose		
For models:	250		

1

Part No.	519156	Ref. No.	903840
description	formed hose		
For models:	600		

1

Part No.	519157	Ref. No.	903850
description	formed hose		
For models:	700		

1

Part No.	519158	Ref. No.	903851
description	formed hose		
For models:	E40, E45, E50, LP67E, LP67E-TRONIC		

1



Part No.	519137	Ref. No.	903701
description	formed hose D1 ø 75mm D2 ø 59mm L 220mm curved		
For models:	1000, GLS935-GIGA, LP67E, LP67E-TRONIC, T1400, TS3700		



1			
Part No.	524274	Ref. No.	903713
description	formed hose end piece A ext. ø 36mm end piece A int. ø 27mm AD2 ø 37mm ø end piece B 28mm for pump L 187mm L-shape Qty 1 black		

1			
Part No.	519563	Ref. No.	908136
description	formed hose end piece A ext. ø 56mm end piece A int. ø 45mm AD2 ø 56mm ø end piece B 44mm L 160mm Qty 1 L-shape		
For models:	GLS905-GIGA, GLS925-GIGA, N50-TRONIC-PDS-PBS, N90		

1			
Part No.	503190	Ref. No.	903694
description	formed hose L 120mm supply EPDM warewashing 45 ED ø 56mm		

1			
Part No.	519160	Ref. No.	903876
description	formed hose L 150mm warewashing L-shape equiv. no. 903876 W 110mm hose int. ø 40mm		
For models:	600, 700, GLS805-GIGA, GLS845-GIGA, N700F, N700PS		

1			
Part No.	506280	Ref. No.	909371
description	formed hose L 190mm EPDM warewashing black		

1			
Part No.	505410	Ref. No.	903672
description	formed hose L 70mm warewashing ID ø 27mm ED ø 37mm		

1			
Part No.	519430	Ref. No.	903758
description	formed hose warewashing L-shape		
For models:	A670-TRONIC, N50		

1			
Part No.	519128	Ref. No.	903665
description	formed hose warewashing L-shape equiv. no. 903665		
For models:	024, 030, F27A, GLB785-GIGA, GLB795-GIGA, SVELTINA		

1			
Part No.	519132	Ref. No.	903674
description	formed hose warewashing L-shape equiv. no. 903674		
For models:	020, 024, 030, 620, 627, 627PS, F19, F19A, F22, F22A, F27A, F28A, GLB615-GIGA, GLB785-GIGA, GLB795-GIGA, R20, R20A, R23A, R29A, SVELTINA		

1			
Part No.	519139	Ref. No.	903704
description	formed hose warewashing L-shape equiv. no. 903690		
For models:	1300S		



1

Part No.	519151	Ref. No.	903761 908713
description	formed hose warewashing L-shape equiv. no. 903761		
For models:	1300, GLS945S-GIGA, N1300		



1

Part No.	519159	Ref. No.	903875
description	formed hose warewashing L-shape equiv. no. 903875		
For models:	600, 670-TRONIC, 700, GLS805-GIGA, GLS845-GIGA, N700F, N700FPS, N700F-PS, N700PS		

form S



1

Part No.	519129	Ref. No.	903666
description	formed hose S-shape warewashing equiv. no. 903666		
For models:	E40, V40		



1

Part No.	519131	Ref. No.	903668
description	formed hose S-shape warewashing equiv. no. 903668		
For models:	020, 620, 627, 627PS, F19, F19A, F22, F22A, F28A, GLB615-GIGA		



1

Part No.	519138	Ref. No.	903703
description	formed hose S-shape warewashing equiv. no. 903703		
For models:	E45		



1

Part No.	519148	Ref. No.	903737
description	formed hose S-shape warewashing equiv. no. 903737		
For models:	R20, R20A, R23A, R29A		

form U



1

Part No.	519142	Ref. No.	903721
description	formed hose		
For models:	F19, F19A, F22, F22A		

1

Part No.	519143	Ref. No.	903722
description	formed hose		
For models:	F28A		



1			
Part No.	519146	Ref. No.	903725
description	formed hose		
For models:	627, 627PS, E40, F27A, V40		



2			
Part No.	519147	Ref. No.	903726
description	formed hose		
For models:	700, 800, 900		

miscellaneous

1			
Part No.	519140	Ref. No.	903710
description	formed hose		
For models:	Ambra		


1			
Part No.	519141	Ref. No.	903720
description	formed hose		
For models:	250		

for dishwashers

miscellaneous

1			
Part No.	503190	Ref. No.	903694
description	formed hose L 120mm supply EPDM warewashing 45 ED ø 56mm		

1			
Part No.	506280	Ref. No.	909371
description	formed hose L 190mm EPDM warewashing black		

1 			
Part No.	519448	Ref. No.	907295
description	hose D1 ø 12mm D2 ø 19.5mm		
For models:	020, 024, 030, 1000, 1300, 1300S, 250, 600, 620, 627, 627PS, 670-TRONIC, 700, 800, 900, A670-TRONIC, Ambra, E1000, E40, E45, E50, GLB615-GIGA, GLB785-GIGA, GLB795-GIGA, GLS805-GIGA, GLS845-GIGA, GLS905-GIGA, GLS925-GIGA, GLS935-GIGA, GLS945-GIGA, GLS945S-GIGA, N1000-SILANOS, N1300, N45, N50, N50-TRONICPDS-PBS, N700F, N700FPS, N700F-PS, N700PS, N90, SVELTINA, V40, V45, V50		

1 			
Part No.	530590	Ref. No.	907359
description	hose ED ø 15mm ID ø 8mm equiv. no. 200117 Qty supplied by meter		
For models:	1000, 1300, 1300S, 600, 670-TRONIC, 700, 800, 900, E40, E45, E50, F19, GLS935-GIGA, N50, V40, V45, V50		

1 			
Part No.	530432	Ref. No.	907360
description	pressure hose ED ø 17mm ID ø 10mm L 1000mm operating p. 10bar burst p. 25bar temp.-resist. 110°C		
For models:	020, 024, 030, 1000, 250, 600, 620, 627, 627PS, 700, 800, 900, E40, E45, E50, F19, F19A, F22, F22A, F27A, F28A, GLB615-GIGA, GLB785-GIGA, GLB795-GIGA, N50, R20, R20A, R23A, R29A, SVELTINA, V40, V45, V50		



water and beverage technology

1

fittings, hose and pipe connectors

hose connectors

without screw connection



1

Part No.	519227	Ref. No.	905423
description	hose connector plastic ø 8/12mm L 81mm T-piece		
For models:	E40, E45, E50, LAVASTOVIGLIE-A-NASTRO-N2500, LAVASTOVIGLIE-A-NASTRO-N3500, LAVASTOVIGLIE-A-NASTRO-N5000, LAVASTOVIGLIE-A-NASTRO-N6000, LAVASTOVIGLIE-A-NASTRO-N7500, LAVASTOVIGLIE-A-NASTRO-N9000		

1

Part No.	519644	Ref. No.	905434
description	T-piece plastic		
For models:	020, 620, A670-TRONIC		



1

Part No.	519216	Ref. No.	905382
description	T-piece plastic hose ø 12-12-12mm 3-way		
For models:	020, 024, 030, 1000, 1300S, 600, 620, 627, 627PS, 670-TRONIC, 700, 800, 900, A670-TRONIC, E1000, E40, E45, E50, F19, F19A, F22, F22A, F27A, F28A, GLB615-GIGA, GLB785-GIGA, GLB795-GIGA, GLS805-GIGA, GLS845-GIGA, GLS905-GIGA, GLS925-GIGA, GLS935-GIGA, GLS945S-GIGA, N1000-SILANOS, N1300, N45, N50, N50-TRONIC-PDSPBS, N700F, N700FPS, N700F-PS, N700PS, N90, R20, R20A, R23A, R29A, SVELTINA, V40, V45...(Other models you can see in the webshop)		



1

Part No.	519217	Ref. No.	905381
description	T-piece plastic hose ø 12-9-12mm 3-way hose ø 12-9-12mmmm		
For models:	1000, 1300, 1300S, 600, 670-TRONIC, 700, 800, 900, E40, E45, E50, GLS935-GIGA, N50, V40, V45, V50		

fittings

double nipples



1

Part No.	520664	Ref. No.	TR2319
description	double nipple brass thread 1/2" - 1/2" Qty 1 pcs		



1

Part No.	520168	Ref. No.	TR2322
description	double nipple nickel-plated brass thread 1/2" - 1/2" Qty 1 pcs		

angle pieces



1

Part No.	520821	Ref. No.	908120
description	angle piece thread 1/4" IT - 1/4" IT nickel-plated brass		
For models:	024, 030, 1000, 1300, 1300S, E1000, GLB785-GIGA, GLB795-GIGA, GLS935-GIGA, GLS945-GIGA, GLS945S-GIGA, LP67E, LP67E-TRONIC, N1000-SILANOS, N1300, SVELTINA		

T-pieces

miscellaneous

1

Part No.	519218	Ref. No.	905386
description	T-piece		
For models:	600, 700		



miscellaneous

1

Part No.	519306	Ref. No.	956015
description	connecting fitting cold rinsing		
For models:	250, Ambra		

hose connectors

plastic



1

Part No.	519277	Ref. No.	907908
description	hose connector plastic angled thread 1/4" hose ø 10mm Qty 1 pcs		
For models:	800, 900		

brass



1

Part No.	504862	Ref. No.	907890
description	hose connector brass straight thread 3/4" hose ø 20mm Qty 1 pcs		
For models:	LAVASTOVIGLIE-A-NASTRO-N2500, LAVASTOVIGLIE-A-NASTRO-N3500, LAVASTOVIGLIE-A-NASTRO-N5000, LAVASTOVIGLIE-A-NASTRO-N6000, LAVASTOVIGLIE-A-NASTRO-N7500, LAVASTOVIGLIE-A-NASTRO-N9000, LAVASTOVIGLIE-A-TRAINO, LAVASTOVIGLIE-A-TRAINO-T1650, LAVASTOVIGLIE-A-TRAINO-T2000, LAVASTOVIGLIE-A-TRAINO-T3000, LP109, LP109V, LP124, LP67, LP67E, LP67V, LP84, T1400, TS3700		

nickel-plated brass



1

Part No.	519239	Ref. No.	905452 905453 908100 908101
description	hose connector nickel-plated brass thread 1/4" hose ø 11mm Qty 1 pcs		
For models:	020, 620, E1000, GLB615-GIGA, GLS945-GIGA, GLS945S-GIGA, N1000-SILANOS, N1300		

producer-specific



1

Part No.	519278	Ref. No.	907920
description	hose connector		
For models:	LAVASTOVIGLIE-A-NASTRO-N2500, LAVASTOVIGLIE-A-NASTRO-N3500, LAVASTOVIGLIE-A-NASTRO-N5000, LAVASTOVIGLIE-A-NASTRO-N6000, LAVASTOVIGLIE-A-NASTRO-N7500, LAVASTOVIGLIE-A-NASTRO-N9000, LAVASTOVIGLIE-A-TRAINO, LAVASTOVIGLIE-A-TRAINO-T3000, R20, R20A, R23A, R29A, Rubinia		



1

Part No.	519290	Ref. No.	908121
description	hose connector		
For models:	1000, 1300, 1300S, E1000, GLS935-GIGA, GLS945-GIGA, GLS945S-GIGA, LP67E, LP67E-TRONIC, N1000-SILANOS, N1300		



1

Part No.	519291	Ref. No.	906003
description	hose connector		
For models:	024, 030, F19, F19A, F22, F22A, F27A, F28A, GLB785-GIGA, GLB795-GIGA, GLS805-GIGA, GLS845-GIGA, N700F, SVELTINA		



1



Part No.	519223	Ref. No.	905410
description	hose connector for drain		
For models:	600, 700, LAVASTOVIGLIE-A-NASTRO-N2500, LAVASTOVIGLIE-A-NASTRO-N3500, LAVASTOVIGLIE-A-NASTRO-N5000, LAVASTOVIGLIE-A-NASTRO-N6000, LAVASTOVIGLIE-A-NASTRO-N7500, LAVASTOVIGLIE-A-NASTRO-N9000, TS3700		




1

Part No.	519281	Ref. No.	907942
description	hose connector thread 1/8" grommet ø 8mm		
For models:	1000, 1300		



			
1			
Part No.	512093	Ref. No.	905408
description	T-piece connection 1: 12mm connection 2: 4mm		
For models:	620, 627, 627PS, E1000, GLB615-GIGA, GLS805-GIGA, GLS845-GIGA, GLS905-GIGA, GLS925-GIGA, GLS945-GIGA, GLS945S-GIGA, N1000-SILANOS, N1300, N45, N50-TRONIC-PDS-PBS, N700F, N700FPS, N700F-PS, N700PS, N90		
accessories for	512093		
	Part No.	361083	Ref. No. —
	union nut T1: M10x1 for hose 6mm		

			
1			
Part No.	519226	Ref. No.	905416
description	T-piece plastic		
For models:	600, 700		

water cycle components

pressure reduction valves

pressure reduction valves

universal


			
1			
Part No.	520298	Ref. No.	TR0371
description	pressure reduction valve Caleffi series 5332 connection 1/2" default setting 3bar setting range 1-6bar p max 16bar t.max. 40°C with manometer chrome-plated brass WRAS/ACS		
For models:	LAVASTOVIGLIE-A-NASTRO-N2500, LAVASTOVIGLIE-A-NASTRO-N3500, LAVASTOVIGLIE-A-NASTRO-N5000, LAVASTOVIGLIE-A-NASTRO-N6000, LAVASTOVIGLIE-A-NASTRO-N7500, LAVASTOVIGLIE-A-NASTRO-N9000, LAVASTOVIGLIE-A-TRAINO, LAVASTOVIGLIE-A-TRAINO-T1650, LAVASTOVIGLIE-A-TRAINO-T2000, LAVASTOVIGLIE-A-TRAINO-T3000, LP109, LP109V, LP124, LP67, LP67E, LP67E-TRONIC, LP67V, LP84, TS3700		
spare parts for	520298		
	Part No.	542230	Ref. No. —
	manometer ø 50mm pressure range 0 up to 10bar connection lower thread 1/4"		


ancillary products

clamps

hose clamps

DIN 3017 - W2

			
1			
Part No.	520115	Ref. No.	902460
description	hose clamp ø 25-40mm width 9mm Qty 10 pcs DIN 3017		
For models:	020, 024, 030, 1000, 1300S, 600, 620, 627, 627PS, 700, 800, 900, E40, E45, E50, F19, F19A, F22, F22A, F27A, F28A, GLB615-GIGA, GLB785-GIGA, GLB795-GIGA, GLS905-GIGA, GLS925-GIGA, GLS935-GIGA, LAVASTOVIGLIE-A-NASTRO-N2500, LAVASTOVIGLIE-A-NASTRO-N3500, LAVASTOVIGLIE-A-NASTRO-N5000, LAVASTOVIGLIE-A-NASTRO-N6000, LAVASTOVIGLIE-A-NASTRO-N7500, LAVASTOVIGLIE-A-NASTRO-N9000, LAVASTOVIGLIE-A-TRAINO, LAVASTOVIGLIE-A-TRAINO-T2000, LAVASTOVIGLIE-A-TRAINO-T3000, LP67E, LP67E-TRONIC, N45, N50, N50-TRONIC-PDS-PBS, N700FPS, N700F-PS, N700PS, N90, R20, R20A, R23A, R29A, SVELTINA...(Other models you can see in the webshop)		

			
1			
Part No.	520116	Ref. No.	902441
description	hose clamp ø 32-50mm width 9mm Qty 5 pcs DIN 3017		
For models:	020, 024, 030, 1000, 1300, 600, 620, 627, 627PS, 670-TRONIC, 700, 800, 900, A670-TRONIC, E1000, E40, E45, E50, F19, F19A, F22, F22A, F27A, F28A, GLB615-GIGA, GLB785-GIGA, GLB795-GIGA, GLS805-GIGA, GLS845-GIGA, GLS905-GIGA, GLS925-GIGA, GLS945-GIGA, GLS945S-GIGA, N1000-SILANOS, N1300, N45, N50, N50-TRONIC-PDSPBS, N700F, N700FPS, N700F-PS, N700PS, N90, R20, R20A, R23A, R29A, SVELTINA, V40, V45...(Other models you can see in the webshop)		

			
1			
Part No.	520117	Ref. No.	902480
description	hose clamp stainless steel ø 40-60mm width 9mm Qty 5 pcs DIN 3017		
For models:	670-TRONIC, A670-TRONIC, E1000, GLS805-GIGA, GLS845-GIGA, GLS945-GIGA, GLS945S-GIGA, N1000-SILANOS, N1300, N700F, N700FPS, N700F-PS, N700PS		



DIN 3017 - W4



1

Part No.	520120	Ref. No.	902440
description	hose clamp SS W4 ø 12-20mm width 9mm Qty 1 pcs DIN 3017		
For models:	020, 024, 030, 1000, 1300, 1300S, 250, 400, 600, 620, 627, 627PS, 670-TRONIC, 700, 800, 900, A670-TRONIC, Ambra, E1000, E40, E45, E50, F19, F19A, F22, F22A, F27A, F28A, GLB615-GIGA, GLB785-GIGA, GLB795-GIGA, GLS805-GIGA, GLS845-GIGA, GLS905-GIGA, GLS925-GIGA, GLS935-GIGA, GLS945-GIGA, GLS945S-GIGA, N1000-SILANOS, N1300, N45, N50, N50-TRONIC-PDS-PBS, N700F, N700FPS, N700F-PS, N700PS, N90, R20, R20A...(Other models you can see in the webshop)		



1

Part No.	520121	Ref. No.	902450
description	hose clamp SS W4 ø 16-27mm width 9mm Qty 1 pcs DIN 3017		

double wire clamps



1

Part No.	513268	Ref. No.	902425
description	hose clamp ø 8-10mm wire gauge ø 1mm Qty 1 pcs		

measuring equipment

thermometers

built-in thermometers



1

Part No.	541086	Ref. No.	907090
description	thermometer mounting measurements 58x25.5mm 0 up to +120°C capillary pipe 2000mm probe ø 6mm probe L 23mm		
For models:	1000, 1300, 1300S, GLS935-GIGA, GLS945-GIGA, GLS945S-GIGA, N1000-SILANOS, N1300, T1400		

fastening material

screws

sheet metal screws



1

Part No.	560109	Ref. No.	907690
description	sheet metal screws ø 4.2mm L 16mm SS Qty 20 pcs DIN 7981/ISO 7049 head ø 8.2mm oval head		

countersunk screws



1

Part No.	560266	Ref. No.	907651
description	countersunk screw thread M4 L 8mm SS DIN 965/ISO 7046 Qty 1 pcs head ø 7.5mm		
For models:	024, 030, 1000, 1300, 1300S, 600, 670-TRONIC, 700, 800, 900, E1000, E40, E45, E50, F19, F19A, F22, F22A, F27A, F28A, GLB615-GIGA, GLB785-GIGA, GLB795-GIGA, GLS805-GIGA, GLS845-GIGA, GLS905-GIGA, GLS925-GIGA, GLS935-GIGA, GLS945-GIGA, GLS945S-GIGA, N1000-SILANOS, N1300, N45, N50, N700F, N700FPS, N700F-PS, N700PS, N90, SVELTINA, V40, V45, V50		



1

Part No.	560267	Ref. No.	907871
description	countersunk screw thread M5 L 25mm SS DIN 965/ISO 7046 Qty 1 pcs intake Phillips		
For models:	670-TRONIC, GLS805-GIGA, GLS845-GIGA, N700F, N700FPS, N700F-PS, N700PS		

oval head screws



1

Part No.	560569	Ref. No.	907785
description	oval head screw thread M6 internal thread L 13mm head ø 16mm stainless steel Qty 1 pcs ø 9x13mm		
For models:	1000, 1300, 1300S, E1000, GLS935-GIGA, N1000-SILANOS, N1300		



hexagonal screws



1

Part No.	560309	Ref. No.	907846
description	hexagonal screw thread M10 thread L 16mm SS WS 17 Qty 1 pcs DIN 933 / ISO 4017		



1

Part No.	560539	Ref. No.	907845
description	hexagonal screw thread M10 thread L 42mm SS WS 17 Qty 1 pcs head thickness 6.5mm DIN 933 / ISO 4017		
For models:	T1400, TS3700		



1

Part No.	560086	Ref. No.	907780
description	hexagonal screw thread M6 thread L 10mm SS WS 10 Qty 20 pcs DIN 933 / ISO 4017		
For models:	600, 627, 627PS, 700, 800, 900, A670-TRONIC, E1000, E40, E45, E50, F19, F19A, F22, F22A, F27A, F28A, GLS945-GIGA, N1000-SILANOS, V40, V45, V50		



1

Part No.	560464	Ref. No.	907820
description	hexagonal screw thread M8 thread L 12mm SS WS 13 Qty 1 pcs head thickness 5mm DIN 933 / ISO 4017		
For models:	020, 024, 030, 1000, 1300, 1300S, 250, 400, 600, 620, 627, 627PS, 700, 800, A670-TRONIC, Ambra, E1000, F19, F19A, F22, F22A, F27A, F28A, GLB615-GIGA, GLB785-GIGA, GLB795-GIGA, GLS805-GIGA, GLS845-GIGA, GLS905-GIGA, GLS925-GIGA, GLS935-GIGA, GLS945-GIGA, GLS945S-GIGA, N1000-SILANOS, N1300, N45, N50, N50-TRONICPDS-PBS, N700F, N700FPS, N700F-PS, N700PS, N90, R20, R20A, R23A, R29A, Rubinia, SVELTINA		

side bolts



1

Part No.	519276	Ref. No.	907860
description	side bolts thread M5 L 12mm		
For models:	600, 700, Ambra		

miscellaneous



1

Part No.	519275	Ref. No.	907720
description	screw for nozzle holder		
For models:	1000, 250, 400, 600, 700, Ambra, Rubinia		

nuts

hexagonal nuts

DIN 934 / ISO 4032/8673



1

Part No.	560197	Ref. No.	902022 902025
description	nut thread M10 H 8mm WS 17 SS DIN/ISO DIN 934 / ISO 4032/8673 Qty 1 pcs		
For models:	020, 1000, 1300, 1300S, 620, 627, 627PS, 670-TRONIC, A670-TRONIC, E1000, GLB615-GIGA, GLS805-GIGA, GLS845-GIGA, GLS935-GIGA, LAVASTOVIGLIE-A-NASTRO-N2500, LAVASTOVIGLIE-A-NASTRO-N3500, LAVASTOVIGLIE-A-NASTRO-N5000, LAVASTOVIGLIE-A-NASTRO-N6000, LAVASTOVIGLIE-A-NASTRO-N7500, LAVASTOVIGLIE-A-NASTRO-N9000, LP109, LP124, LP67, LP67E, LP67E-TRONIC, LP84, N700F, N700FPS, N700F-PS, N700PS, R29A, T1400, TS3700		



1

Part No.	505200	Ref. No.	902037
description	nut thread M12x1.75 H 10mm WS 19 SS DIN/ISO DIN 934 / ISO 4032/8673 Qty 1 pcs		
For models:	020		

1

Part No.	519051	Ref. No.	902030
description	nut thread M4 H 3.2mm WS 7 SS DIN/ISO DIN 934 / ISO 4032/8673 Qty 20 pcs		
For models:	1000, 250, 600, 700, Ambra		



DIN 985			
1			
Part No.	560142	Ref. No.	902040
description	hexagonal nut thread M6 H 6mm SS WS 10 Qty 20 pcs DIN/ISO DIN 985 self-locking		
For models:	030, 250, 400, 600, 627, 627PS, 670-TRONIC, 700, 800, 900, A670-TRONIC, E40, E45, E50, F27A, F28A, GLB785-GIGA, GLS805-GIGA, GLS845-GIGA, LP109, LP124, LP67, LP84, N700F, N700FPS, N700F-PS, N700PS, R29A, V40, V45, V50		

hexagonal nuts metric (without norm)			
1			
Part No.	519059	Ref. No.	902130
description	locknut thread 1"		
For models:	1000, 400, 600, 700, GLS935-GIGA		

1			
Part No.	519056	Ref. No.	902090
description	locknut thread 1 3/4"		
For models:	400, 600, 670-TRONIC, 700, A670-TRONIC, E40, E45, E50, GLS805-GIGA, GLS845-GIGA, N700F, N700FPS, N700F-PS, N700PS, V40, V45, V50		

1			
Part No.	519348	Ref. No.	TR2449
description	locknut thread 2"		
For models:	1300, 800, 900		

1			
Part No.	519245	Ref. No.	906093
description	locknut thread 3/8"		
For models:	250, 600, 700, Ambra		

1			
Part No.	519050	Ref. No.	902023
description	nut thread M12x1.75 H 4mm WS 16 SS Qty 1 pcs for snap lock		
For models:	020, 024, 030, 600, 620, 627, 627PS, 670-TRONIC, 700, 800, 900, A670-TRONIC, E40, E45, E50, F19, F19A, F22, F22A, F27A, F28A, GLB615-GIGA, GLB785-GIGA, GLB795-GIGA, GLS805-GIGA, GLS845-GIGA, GLS905-GIGA, GLS925-GIGA, N45, N50, N50-TRONICPDS-PBS, N700F, N700FPS, N700F-PS, N700PS, N90, R20, R20A, R23A, R29A, SVELTINA, V40, V45, V50		

hexagonal nuts inch thread			
1			
Part No.	519310	Ref. No.	905422 956053
description	nut thread 1" Qty 1 pcs		
For models:	1000, 400, 600, 700		

1			
Part No.	519058	Ref. No.	902110
description	nut thread 1/2" H 8mm SS WS 28 Qty 1 pcs		
For models:	250, 400, 600, 700, Ambra, LAVASTOVIGLIE-A-TRAIINO, LAVASTOVIGLIE-A-TRAIINO-T1650, LAVASTOVIGLIE-A-TRAIINO-T2000, LAVASTOVIGLIE-A-TRAIINO-T3000, T1400, TS3700		

1			
Part No.	507518	Ref. No.	904526 904534
description	nut thread 1/4" H 5mm WS 17 SS Qty 1 pcs		
For models:	R20, R20A		

1			
Part No.	503042	Ref. No.	902100
description	nut thread 3/8" H 6mm brass WS 22 Qty 1 pcs		
For models:	024, 030, 1000, 1300, 250, 400, 600, 620, 627, 627PS, 670-TRONIC, 700, 800, 900, Ambra, E40, E45, E50, F19, F19A, F22, F22A, F27A, F28A, GLB615-GIGA, GLB785-GIGA, GLB795-GIGA, GLS805-GIGA, GLS845-GIGA, LAVASTOVIGLIE-A-NASTRO-N2500, LAVASTOVIGLIE-A-NASTRO-N3500, LAVASTOVIGLIE-A-NASTRO-N5000, LAVASTOVIGLIE-A-NASTRO-N6000, LAVASTOVIGLIE-A-NASTRO-N7500, LAVASTOVIGLIE-A-NASTRO-N9000, LAVASTOVIGLIE-A-TRAIINO, LAVASTOVIGLIE-A-TRAIINO-T1650, LAVASTOVIGLIE-A-TRAIINO-T2000, LAVASTOVIGLIE-A-TRAIINO-T3000, LP109, LP109V, LP124, LP67, LP67E, LP67E-TRONIC, LP67V, LP84, N50, N700F, N700FPS...(Other models you can see in the webshop)		

1			
Part No.	506024	Ref. No.	902104
description	nut thread 3/8" H 6mm SS WS 22 Qty 1 pcs		
For models:	020, 620, 627, 627PS, A670-TRONIC, GLB615-GIGA, GLS805-GIGA, GLS845-GIGA, GLS905-GIGA, GLS925-GIGA, N45, N50-TRONIC-PDSPBS, N700F, N700FPS, N700F-PS, N700PS, N90		



miscellaneous

1

Part No.	519233	Ref. No.	905612
description	nut		
For models:	250, 600, 700, Ambra		

1

Part No.	519309	Ref. No.	956046
description	nut		
For models:	600, 700, Ambra		

washers

spring rings

1



Part No.	519235	Ref. No.	905941
description	lock washer		
For models:	1000, 1300, 1300S, E1000, GLS935-GIGA, GLS945-GIGA, GLS945S-GIGA, LP109, LP124, LP67, LP67E, LP67E-TRONIC, LP84, N1000-SILANOS, N1300, R29A		

1



Part No.	560124	Ref. No.	905940
description	lock washer ID ø 8.3mm ED ø 15mm SS DIN127 Qty 20 pcs for thread M8		
For models:	1000, 1300, 1300S, E1000, GLS935-GIGA, LAVASTOVIGLIE-A-TRAINO, LAVASTOVIGLIE-A-TRAINO-T1650, LAVASTOVIGLIE-A-TRAINO-T2000, LAVASTOVIGLIE-A-TRAINO-T3000, LP109, LP124, LP67, LP84, T1400, TS3700		

washers

DIN 125A

1



Part No.	560312	Ref. No.	906055
description	plain washer ID ø 10.5mm ED ø 20mm thickness 2mm SS Qty 1 pcs DIN 125A for thread M10		
For models:	020, 1000, 1300, 1300S, 620, 627, 627PS, 670-TRONIC, A670-TRONIC, E1000, GLB615-GIGA, GLS805-GIGA, GLS845-GIGA, GLS935-GIGA, GLS945-GIGA, GLS945S-GIGA, N1000-SILANOS, N1300, N700F, N700FPS, N700F-PS, N700PS		

miscellaneous

1



Part No.	519242	Ref. No.	906060
description	plain washer		
For models:	Ambra, R20, R20A, R23A, R29A		

1

Part No.	519241	Ref. No.	906050
description	plain washer for roller spring		
For models:	1000, 1300, 1300S, E1000, GLS935-GIGA, LP67E, LP67E-TRONIC, T1400, TS3700		

1



Part No.	519238	Ref. No.	906002
description	plain washer ID ø 15mm ED ø 33mm thickness 0.8mm SS Qty 1 pcs		
For models:	020, 024, 030, 600, 620, 700, 800, 900, E40, E45, E50, F19, F19A, F22, F22A, F27A, F28A, GLB785-GIGA, GLB795-GIGA, N50, SVELTINA, V40, V45, V50		

tooth lock washers

miscellaneous

1



Part No.	519234	Ref. No.	905900
description	tooth lock washer		
For models:	250, Ambra, R20, R20A, R23A, R29A		



fasteners

clamps

hose clamps

DIN 3017 - W2



1

Part No.	520115	Ref. No.	902460
description	hose clamp ø 25-40mm width 9mm Qty 10 pcs DIN 3017		
For models:	020, 024, 030, 1000, 1300S, 600, 620, 627, 627PS, 700, 800, 900, E40, E45, E50, F19, F19A, F22, F22A, F27A, F28A, GLB615-GIGA, GLB785-GIGA, GLB795-GIGA, GLS905-GIGA, GLS925-GIGA, GLS935-GIGA, LAVASTOVIGLIE-A-NASTRO-N2500, LAVASTOVIGLIE-A-NASTRO-N3500, LAVASTOVIGLIE-A-NASTRO-N5000, LAVASTOVIGLIE-A-NASTRO-N6000, LAVASTOVIGLIE-A-NASTRO-N7500, LAVASTOVIGLIE-A-NASTRO-N9000, LAVASTOVIGLIE-A-TRAINO, LAVASTOVIGLIE-A-TRAINO-T2000, LAVASTOVIGLIE-A-TRAINO-T3000, LP67E, LP67E-TRONIC, N45, N50, N50-TRONIC-PDS-PBS, N700FPS, N700F-PS, N700PS, N90, R20, R20A, R23A, R29A, SVELTINA...(Other models you can see in the webshop)		



2

Part No.	520116	Ref. No.	902441
description	hose clamp ø 32-50mm width 9mm Qty 5 pcs DIN 3017		
For models:	020, 024, 030, 1000, 1300, 600, 620, 627, 627PS, 670-TRONIC, 700, 800, 900, A670-TRONIC, E1000, E40, E45, E50, F19, F19A, F22, F22A, F27A, F28A, GLB615-GIGA, GLB785-GIGA, GLB795-GIGA, GLS805-GIGA, GLS845-GIGA, GLS905-GIGA, GLS925-GIGA, GLS945-GIGA, GLS945S-GIGA, N1000-SILANOS, N1300, N45, N50, N50-TRONIC-PDSPBS, N700F, N700FPS, N700F-PS, N700PS, N90, R20, R20A, R23A, R29A, SVELTINA, V40, V45...(Other models you can see in the webshop)		



1

Part No.	520117	Ref. No.	902480
description	hose clamp stainless steel ø 40-60mm width 9mm Qty 5 pcs DIN 3017		
For models:	670-TRONIC, A670-TRONIC, E1000, GLS805-GIGA, GLS845-GIGA, GLS945-GIGA, GLS945S-GIGA, N1000-SILANOS, N1300, N700F, N700FPS, N700F-PS, N700PS		

DIN 3017 - W4



1

Part No.	520120	Ref. No.	902440
description	hose clamp SS W4 ø 12-20mm width 9mm Qty 1 pcs DIN 3017		
For models:			



1

Part No.	520121	Ref. No.	902450
description	hose clamp SS W4 ø 16-27mm width 9mm Qty 1 pcs DIN 3017		

double wire clamps



1

Part No.	513268	Ref. No.	902425
description	hose clamp ø 8-10mm wire gauge ø 1mm Qty 1 pcs		

retaining rings

DIN 471



1

Part No.	519248	Ref. No.	906160
description	retaining ring shaft ø 10mm thickness 1mm SS DIN 471		
For models:	250, Ambra		



1

Part No.	692708	Ref. No.	TRO321
description	retaining ring shaft ø 7mm thickness 1mm DIN 471		
For models:	LAVASTOVIGLIE-A-TRAINO, LAVASTOVIGLIE-A-TRAINO-T1650, LAVASTOVIGLIE-A-TRAINO-T2000, LAVASTOVIGLIE-A-TRAINO-T3000, T1400, TS3700		



DIN 472

1

Part No.	519249	Ref. No.	906200
description	retaining ring DIN 472		
For models:	250, 600, 700, Ambra		

GASTROPARTS.COM

