



GASTROPARTS

Rational

- [EN]** Equipment
- [DE]** Geräte
- [ES]** Aparatos
- [FR]** Équipement
- [IT]** Attrezzature
- [PL]** Urządzenia
- [RU]** Оборудование

✉ gastroparts@gastroparts.com

☎ tel. +48 56 657 00 66

📘 fb.com/gastroparts.global

GASTROPARTS.COM








heating elements


immersion heating elements


with expansion flange 70 x 18mm


			
Part No.	417684	Ref. No.	3004.3506 3004.4103 3004.4107 3004.4113 3004.4146 3004.4306
description	heating element 3000W 230V heating circuits 2 flange 70x18mm L 365mm W 65mm connection male faston 6.3mm tube ø 8.5mm immersion heater expansion flange		
For models:	CC6, CD20		


			
Part No.	417685	Ref. No.	3004.3509 3004.3535 3004.4142 3004.4303
description	heating element 3000W 400V heating circuits 2 flange 70x18mm L 365mm W 64mm connection male faston 6.3mm tube ø 8.5mm immersion heater expansion flange		
For models:	CM20-3NAC380V50Hz, CM20-3NAC400V50Hz		


			
Part No.	417672	Ref. No.	3004.3516 3004.4105 3004.4108 3004.4114 3004.4121 3004.4307
description	heating element 6000W 230V flange 70x18mm L 355mm		
For models:	CC6, CD101, CD20, CD201, CM201		


			
Part No.	417687	Ref. No.	3004.3405 3004.3505 3004.3523 3004.4102 3004.4106 3004.4112 3004.4136 3004.4305
description	heating element 6000W 230V heating circuits 2 flange 70x18mm L 365mm W 65mm connection male faston 6.3mm tube ø 8.5mm immersion heater expansion flange connection length 32mm		
For models:	CD101, CD20, CD201, CM101, CM201		

			
Part No.	417699	Ref. No.	3004.4155 3004.4156 3004.4162 3004.4163
description	heating element 6000W 230V heating circuits 2 flange 70x18mm L 375mm W 65mm connection male faston 6.3mm tube ø 8.5mm immersion heater expansion flange thermostat sleeves ø 2.5mm length thermostat sleeves 105mm number of thermostat sleeves 1		
For models:	CC6, CD101, CD201		

			
Part No.	417673	Ref. No.	3004.3518 3004.4304
description	heating element 6000W 400V flange 70x18mm number of thermostat sleeves 1		
For models:	CC101, CC201, CM101, CM201		

			
Part No.	417686	Ref. No.	3004.3508 3004.4135 3004.4302
description	heating element 6000W 400V heating circuits 2 flange 70x18mm L 365mm W 65mm connection male faston 6.3mm tube ø 8.5mm immersion heater expansion flange		
For models:	CC101, CC201, CM101, CM201		

			
Part No.	417688	Ref. No.	3004.4157 3004.4158 3004.4164 3004.4165
description	heating element 6000W 400V heating circuits 2 flange 70x18mm L 370mm W 65mm connection male faston 6.3mm tube ø 8.5mm immersion heater expansion flange thermostat sleeves ø 3mm length thermostat sleeves 134mm number of thermostat sleeves 1		
For models:	CC101, CC201, CM101, CM201		

			
Part No.	418639	Ref. No.	3004.4159
description	heating element 6000W 440V heating circuits 2 flange 70x18mm L 370mm W 68mm connection male faston 6.3mm tube ø 8.5mm immersion heater expansion flange thermostat sleeves ø 2.5mm length thermostat sleeves 115mm thermostat sleeve clinging number of thermostat sleeves 1		



special flanges



1

Part No.	420519	Ref. No.	44.01.378 4401336 4401340 87.01.016
description	heating element 18000W 230/400V heating circuits 1 L 188mm W 66mm flange length 123mm flange width 102mm connection cable included cable length 850mm boiler		

miscellaneous




1

Part No.	417678	Ref. No.	44.00.195 44.00.533 87.00.367
description	heating element 18000W 230V heating circuits 6 L 194mm W 87mm H 68mm hole distance 50mm hole ø 8mm number of thermostat sleeves 2 thermostat sleeves ø 6/2mm length thermostat sleeves 142/105mm thermostat sleeve clinging cable length 730mm immersion heater 10 hole flange		
For models:	CM102, CM201, CM202, CM62, SCC102, SCC201, SCC202, SCC62		



1

Part No.	417709 ₁	Ref. No.	44.00.291 87.00.370
description	heating element 9000W 208V heating circuits 3 L 192mm W 39mm H 68mm number of thermostat sleeves 2 thermostat sleeves ø 3/7.5mm length thermostat sleeves 142/102mm thermostat sleeve eccentric, clinging tube ø 6.5mm hole distance 65mm hole ø 8mm cable length 620mm connection length 28mm connection male faston 6.3mm 5 hole flange immersion heater flange width 82mm flange length 82mm incl. gasket		
For models:	CM101, CM61, SCC101, SCC61		
spare parts for	417709		
	Part No.	512485	Ref. No. 40.00.280 44.00.280
with gasket	gasket L 81mm W 81mm hole distance 65mm thickness 4mm for heating element suitable for RATIONAL equiv. no. 4400280		




1

Part No.	417694	Ref. No.	44.00.194 44.00.534 87.00.366
description	heating element 9000W 230V heating circuits 3 L 192mm W 39mm H 68mm hole distance 90mm hole ø 8mm thermostat sleeves ø 2.5/6.5mm length thermostat sleeves 155mm number of thermostat sleeves 2 thermostat sleeve eccentric, clinging flange length 82mm flange width 82mm tube ø 6.5mm cable length 200mm immersion heater 5 hole flange		
For models:	CM101, CM61, SCC101, SCC202, SCC61		




1


Part No.	417714	Ref. No.	44.00.292 87.00.371
description	heating element 9000W 230V heating circuits 3 L 193mm W 39mm H 69mm hole distance 65mm hole ø 8mm thermostat sleeves ø 3/7.5mm length thermostat sleeves 142/102mm number of thermostat sleeves 2 thermostat sleeve eccentric, clinging flange length 82mm flange width 82mm tube ø 6.5mm for combi-steamer		
For models:	CM101, CM61, SCC101, SCC61		
accessories for	417714		
	Part No.	550893	Ref. No. —
	gasket L 81mm W 81mm hole distance 65mm thickness 4mm for heating element suitable for RATIONAL equiv. no. 4400280		





1



Part No.	417695	Ref. No.	3201.1000 3201.1004 3201.1008 3201.1009 8720.1590
description	heating element 9000W 230V heating circuits 3 L 205mm W 38mm H 70mm number of thermostat sleeves 1 thermostat sleeves ø 2.5mm length thermostat sleeves 120mm thermostat sleeve eccentric, clinging tube ø 6.3mm hole distance 64mm hole ø 8mm connection male faston 6.3mm 4 hole flange immersion heater flange width 82mm flange length 82mm		
For models:	CCC101, CCC201, CCC202, CCC61, CCD101, CCD201, CCD202, CCD61, CCM101, CCM201, CCM202, CCM61, CD101, CD102, CD201, CD202, CD61, CM101, CM102, CM201, CM202, CM61, CPC101, CPC102, CPC201, CPC202, CPC61		
accessories for	417695		
	Part No.	512482	Ref. No. 5110.1003
	gasket rubber L 82mm W 82mm thickness 4mm hole ø 9mm hole distance 64mm for heating element suitable for RATIONAL 4 holes		




 <p>1</p>			
Part No.	417696	Ref. No.	3201.1200 3201.1205 3201.1206 3201.1210
description	heating element 9000W 230V heating circuits 3 L 232mm W 76mm H 38mm number of thermostat sleeves 1 thermostat sleeves ø 2.5mm length thermostat sleeves 235mm thermostat sleeve eccentric, clinging tube ø 6.5mm hole distance 64mm hole ø 8mm connection length 41mm connection male faston 6.3mm rectangular flange immersion heater flange width 72mm flange length 82mm		
For models:	CCC101, CCC102, CCC61, CCD101, CCD102, CCD61, CCM101, CCM102, CCM61		


 <p>1</p>			
Part No.	417646	Ref. No.	44.01.333 44.01.337 87.01.011 87.01.012
description	heating element 9000W 400V L 195mm W 40mm H 80mm number of thermostat sleeves 1 thermostat sleeves ø 6mm length thermostat sleeves 132mm tube ø 6mm hole distance 61mm hole ø 7.5mm cable length 60mm combi-steamer flange width 82mm flange length 82mm with gasket with thermowell		


 <p>1</p>							
Part No.	417710	Ref. No.	87.00.372				
description	heating element 9000W 255/440V heating circuits 3 L 192mm W 39mm H 68mm number of thermostat sleeves 2 thermostat sleeves ø 3/7.5mm length thermostat sleeves 138/102mm thermostat sleeve eccentric, clinging tube ø 6.5mm hole distance 65mm hole ø 8mm cable length 620mm connection length 28mm connection male faston 6.3mm 5 hole flange immersion heater flange width 82mm flange length 82mm incl. gasket						
spare parts for	417710						
 <table border="1"> <tr> <td>Part No.</td> <td>512485</td> <td>Ref. No.</td> <td>40.00.280 44.00.280</td> </tr> </table> <p>gasket L 81mm W 81mm hole distance 65mm thickness 4mm for heating element suitable for RATIONAL equiv. no. 4400280</p>				Part No.	512485	Ref. No.	40.00.280 44.00.280
Part No.	512485	Ref. No.	40.00.280 44.00.280				

 <p>1</p>							
Part No.	417711	Ref. No.	3201.1006 8720.1592				
description	heating element 9000W 255V heating circuits 3 L 204mm W 38mm H 75mm number of thermostat sleeves 1 thermostat sleeves ø 3mm length thermostat sleeves 102mm thermostat sleeve eccentric, clinging tube ø 6.5mm hole distance 65mm hole ø 8mm connection length 38mm connection male faston 6.3mm rectangular flange immersion heater flange width 82mm flange length 82mm						
For models:	CD101, CD102, CD201, CD202, CD61, CM101, CM102, CM201, CM202, CM61, CPC101, CPC102, CPC201, CPC202, CPC61						
spare parts for	417711						
 <table border="1"> <tr> <td>Part No.</td> <td>512485</td> <td>Ref. No.</td> <td>40.00.280 44.00.280</td> </tr> </table> <p>gasket L 81mm W 81mm hole distance 65mm thickness 4mm for heating element suitable for RATIONAL equiv. no. 4400280</p>				Part No.	512485	Ref. No.	40.00.280 44.00.280
Part No.	512485	Ref. No.	40.00.280 44.00.280				


<p>1½"</p>  <p>1</p>			
Part No.	415364	Ref. No.	3004.2800
description	heating element 7500W 230/400V heating circuits 3 thread 1½" L 481mm W 36mm H 36mm thermostat sleeves ø 7mm length thermostat sleeves 145mm thermostat sleeve eccentric, clinging tube ø 8.5mm connection M4 immersion heater connection length 25mm flange with thread WS 59		
For models:	CD101, CD20, CD201		



heating elements for convection


 <p>1</p>			
Part No.	693548	Ref. No.	2150.1005
description	flange suitable for convection heating element W 23mm mounting pos. outer length 210		
For models:	CCC101, CCC102, CCC201, CCC202, CCC61, CCD101, CCD102, CCD201, CCD202, CCD61, CCM101, CCM102, CCM201, CCM202, CCM61		


 <p>1</p>			
Part No.	693546	Ref. No.	2150.1250
description	flange suitable for convection heating element W 47mm mounting pos. outer length 210		
For models:	CD61, CM61, CPC61		




			
1			
Part No.	417670	Ref. No.	3200.1002 8720.1596
description	heating element 15000W 230V heating circuits 6 ID ø 505mm ED ø 517mm L 620mm H 195mm W1 155mm H1 27mm H2 168mm flange length 210mm flange width 25mm		
For models:	CCC102, CCC202, CCD102, CCD202, CCM102, CCM202, CD102, CD202, CM102, CM202, CPC102, CPC202		


			
1			
Part No.	417675	Ref. No.	3200.1003 3200.1017 8720.1597 8720.1609
description	heating element 15000W 230V heating circuits 6 ID ø 635mm ED ø 650mm L 696mm H 200mm L1 23mm W1 156mm H1 35mm H2 165mm flange length 210mm flange width 24mm hole distance 31mm connection male faston 6.3mm connection length 80mm tube ø 6.3mm convection heating element hole ø 7mm mounting pos. outer rectangular flange		
For models:	CCC102, CCC202, CCD102, CCD202, CCM102, CCM202, CD102, CD202, CM102, CM202, CPC102, CPC202		
spare parts for	417675		
	Part No.	512484	Ref. No. 5110.1009
	gasket L 210mm W 24mm thickness 2mm for heating element		

			
1			
Part No.	418381	Ref. No.	40.00.596 40.02.588 87.00.407
description	heating element 18000W 230V		
For models:	CM201, SCC201		

			
1			
Part No.	417676	Ref. No.	40.00.265 87.00.396
description	heating element 18000W 230V heating circuits 3 ID ø 410mm ED ø 477mm L 477mm H 110mm W1 110mm H1 20mm H2 90mm flange length 140mm flange width 62mm hole distance 64mm connection cable connection length 70mm tube ø 6.3mm convection heating element		
For models:	CM101, SCC101, SCC202		


			
1			
Part No.	417671	Ref. No.	3004.3519 3004.3538 3004.4333
description	heating element 18000W 230V heating circuits 6 ID ø 385mm ED ø 440mm L 460mm H 140mm L1 20mm W1 163mm H1 30mm H2 110mm thread M14x1.5 12 hole fixing connection male faston 6.3mm tube ø 6.3mm convection heating element		
For models:	CD101, CD201		

			
1			
Part No.	417677	Ref. No.	40.00.597 87.00.404
description	heating element 18000W 230V heating circuits 6 ID ø 407mm ED ø 485mm L 485mm H 106mm W1 111mm H1 11mm H2 85mm flange length 140mm flange width 72mm hole distance 128mm connection cable connection length 98mm tube ø 6.6mm cable length 600mm convection heating element hole ø 5mm rectangular flange L1 485mm		
For models:	CM201, SCC201		






1

Part No.	418380	Ref. No.	40.00.075 87.00.383
description	heating element 18000W 230V heating circuits 6 ID ø 415mm ED ø 480mm L 480mm H 110mm W1 111mm H1 10mm H2 100mm flange length 140mm flange width 61mm hole distance 65mm tube ø 6.3mm		
For models:	CM101, SCC101		




1

Part No.	417683	Ref. No.	40.00.267 87.00.397
description	heating element 30000W 230V heating circuits 6 ID ø 573mm ED ø 630mm L 655mm H 120mm W1 135mm H1 15mm H2 110mm flange length 160mm flange width 75mm hole distance 74mm connection cable connection length 95mm tube ø 8.5mm cable length 600mm convection heating element hole ø 6mm rectangular flange L1 8mm		
For models:	CM102, CM202, SCC102, SCC202		
accessories for	417683		
	Part No.	560611	Ref. No. 40.00.331
	gasket L 160mm W 75mm for heating element thickness 2mm hole distance 74mm SCC Linie 102/202		




1

Part No.	417674	Ref. No.	3004.3520 3004.3521 3004.4336 3004.4339
description	heating element 18000W 400V heating circuits 6 thread M14x1.5 12 hole fixing connection male faston 6.3mm convection heating element		
For models:	CC101, CC201, CM101, CM201		




1

Part No.	418377	Ref. No.	40.00.271 87.00.400
description	heating element 6000W 230V heating circuits 3 ID ø 404mm ED ø 420mm L 440mm H 107mm W1 112mm H1 20mm H2 84mm flange length 140mm flange width 61mm hole distance 65mm connection cable tube ø 6.5mm cable length 300mm convection heating element hole ø 5.5mm rectangular flange L1 7mm		
For models:	CM102, SCC102		




1

Part No.	418379	Ref. No.	40.00.113
description	heating element 20000W 230V		
For models:	CM62, SCC62		



1


Part No.	417689	Ref. No.	3004.3529 3004.3537
description	heating element 9000W 230V heating circuits 3 ID ø 385mm ED ø 400mm L 420mm H 125mm L1 20mm W1 160mm H1 20mm H2 105mm thread M14x1.5 6 hole fixing connection male faston 6.3mm tube ø 6.3mm mounting pos. inner convection heating element		
For models:	CD101, CD201		





1

Part No.	418375	Ref. No.	40.00.263 87.00.395
description	heating element 20000W 400V heating circuits 3 ID ø 410mm ED ø 470mm L 480mm H 125mm W1 110mm H1 15mm H2 110mm flange length 140mm flange width 65mm hole distance 65mm connection cable tube ø 6.5mm cable length 30mm convection heating element hole ø 5mm rectangular flange L1 8mm		
For models:	CM62, SCC62		





			
1			
Part No.	417690	Ref. No.	40.00.261 87.00.394
description	heating element 9000W 230V heating circuits 3 ID ø 407mm ED ø 420mm L 443mm H 105mm W1 107mm H1 21mm H2 88mm flange length 140mm flange width 62mm hole distance 65mm connection cable connection length 90mm tube ø 6.5mm cable length 270mm convection heating element hole ø 5mm rectangular flange L1 6mm		
For models:	CM61, SCC61		


			
1			
Part No.	418378	Ref. No.	40.00.077 87.00.384
description	heating element 9000W 230V heating circuits 3 ID ø 410mm ED ø 420mm L 435mm H 108mm W1 106mm H1 15mm H2 93mm flange length 140mm flange width 60mm hole distance 65mm tube ø 6.5mm hole ø 6mm		
For models:	CM61, SCC61		

			
1			
Part No.	417691	Ref. No.	3004.3528
description	heating element 9000W 230V heating circuits 3 ID ø 440mm ED ø 453mm L 470mm H 140mm L1 20mm W1 163mm H1 30mm H2 110mm thread M14x1.5 screw mounting connection male faston 6.3mm tube ø 6.5mm mounting pos. outer convection heating element		
For models:	CD101, CD201		

			
1			
Part No.	417692	Ref. No.	3200.1000 8720.1594
description	heating element 9000W 230V heating circuits 3 ID ø 445mm ED ø 458mm L 474mm H 130mm W1 156mm H1 33mm H2 97mm flange length 210mm flange width 25mm hole distance 31mm connection male faston 6.3mm connection length 80mm tube ø 6.5mm dry heating element hole ø 7.5mm mounting pos. inner rectangular flange		
For models:	CCC101, CCC201, CCC61, CCD101, CCD201, CCD61, CCM101, CCM201, CCM61, CD101, CD201, CD61, CM101, CM201, CM61, CPC101, CPC201, CPC61		
accessories for	417692		
	Part No.	512484	Ref. No. 5110.1009
gasket L 210mm W 24mm thickness 2mm for heating element			


			
1			
Part No.	417693	Ref. No.	3200.1001 8720.1595
description	heating element 9000W 230V heating circuits 3 ID ø 504mm ED ø 516mm L 535mm H 130mm W1 156mm H1 35mm H2 95mm flange length 210mm flange width 25mm hole distance 31mm connection male faston 6.3mm connection length 80mm tube ø 6.5mm dry heating element hole ø 7.5mm mounting pos. outer rectangular flange L1 19mm		
For models:	CCC101, CCC201, CCD101, CCD201, CCM101, CCM201, CD101, CD201, CM101, CM201, CPC101, CPC201		

			
1			
Part No.	417697	Ref. No.	3004.3507 3004.3524
description	heating element 9000W 230V heating circuits 4 ID ø 310mm ED ø 333mm L 410mm H 115mm L1 77mm W1 75mm H1 15mm H2 100mm thread M14x1.5 8 hole fixing connection male faston 6.3mm tube ø 8.5mm convection heating element		
For models:	CC6		










1

Part No.	417698	Ref. No.	3004.3531 3004.3533
description	heating element 9000W 400V heating circuits 3 ID ø 385mm ED ø 400mm L 402mm H 112mm L1 30mm W1 170mm H1 15mm H2 107mm thread M14x1.5 6 hole fixing connection male faston 6.3mm tube ø 6.5mm mounting pos. inner convection heating element		
For models:	CC101, CC201, CM101, CM201		




1

Part No.	415239	Ref. No.	3004.3530
description	heating element 9000W 400V heating circuits 3 ID ø 440mm ED ø 453mm L 465mm H 140mm L1 15mm W1 150mm H1 30mm H2 110mm thread M14x1.5 6 hole fixing connection male faston 6.3mm tube ø 6.3mm mounting pos. outer convection heating element		
For models:	CC101, CC201, CM101, CM201		
accessories for	415239		
	Part No.	Ref. No.	—
	510417		
	flat gasket fibre ED ø 20mm ID ø 14mm thickness 2mm Qty 1 pcs		
	Part No.	Ref. No.	3004.1405
	520228		
	tooth lock washer ID ø 15.3mm ED ø 24mm steel Qty 1 pcs for thread M14		
	Part No.	Ref. No.	3004.1406
	520230		
	nut thread M14x1.5 H 5mm WS 19 zinc-coated steel Qty 1 pcs		
	Part No.	Ref. No.	—
	521101		
	nut thread M14x1.5 H 5mm WS 19 SS Qty 1 pcs		
	Part No.	Ref. No.	—
	550262		
	flat gasket copper ED ø 20mm ID ø 14mm thickness 2mm		








1

Part No.	417679	Ref. No.	3004.1403 3004.1411 3004.4100 3004.4110
description	heating element 2000W 220V heating circuits 1 L 95mm W 520mm connection length 24mm connection male faston 6.3mm tube ø 6.3mm thread M14x1.5 2 hole fixing convection heating element mounting distance 514mm		
For models:	CD101, CD201, CM101, CM201		




1

Part No.	415556	Ref. No.	3004.1407 3004.4300
description	heating element 2000W 400V heating circuits 1 L 85mm W 530mm connection male faston 6.3mm tube ø 6.5mm thread M14x1.5 2 hole fixing convection heating element mounting distance 525mm		
accessories for	415556		
	Part No.	Ref. No.	3004.1405
	520228		
	tooth lock washer ID ø 15.3mm ED ø 24mm steel Qty 1 pcs for thread M14		
	Part No.	Ref. No.	3004.1406
	520230		
	nut thread M14x1.5 H 5mm WS 19 zinc-coated steel Qty 1 pcs		
	Part No.	Ref. No.	—
	521101		
	nut thread M14x1.5 H 5mm WS 19 SS Qty 1 pcs		
	Part No.	Ref. No.	—
	550262		
	flat gasket copper ED ø 20mm ID ø 14mm thickness 2mm		



1

Part No.	417681	Ref. No.	3004.1001 3004.1004 3004.4101 3004.4111 3004.4313
description	heating element 2500W 230V heating circuits 1 L 148mm W 534mm connection male faston 6.3mm tube ø 6.3mm thread M14x1.5 2 hole fixing convection heating element mounting distance 528mm		
For models:	CD20		



1

Part No.	417682	Ref. No.	3004.4301 3004.4308 3004.4314 3004.4315
description	heating element 2500W 400V heating circuits 1 L 148mm W 545mm connection male faston 6.3mm tube ø 6.3mm thread M14x1.5 2 hole fixing convection heating element mounting distance 539mm		
For models:	CM20-3NAC380V50Hz, CM20-3NAC400V50Hz		



thermostats

bi-metal thermostats

bi-metal thermostats



Part No.	375160	Ref. No.	3014.0325
description	bi-metal thermostat hole distance mm switch-off temp. 110°C 1NC 1-pole 16A connection F6.3 M4		
For models:	CD101, CM101, CM102, CM201, CM202, CM61, CPC101, CPC102, CPC201, CPC202, CPC61		

control and safety thermostats

EGO

control thermostats

55.13_ series




Part No.	375086	Ref. No.	3014.0314
description	thermostat t.max. 180°C temperature range 60-180°C 1-pole 1CO 16A probe ø 6mm probe L 90mm capillary pipe 2400mm capillary pipe isolated 2300mm gland nut shaft ø 6x4.6mm shaft L 25mm shaft position upper rotation 270° probe material SS		



Part No.	375401	Ref. No.	30140314
description	thermostat t.max. 185°C temperature range 97-185°C 1-pole 1NO 16A probe ø 6mm probe L 87mm capillary pipe 1430mm capillary pipe isolated 1100mm gland nut M9x1 shaft ø 6x4.6mm shaft L 23mm shaft position upper rotation 270°		
For models:	CCD101, CCD102, CCD201, CCD202, CCD61, CD101, CD20, CD201		




Part No.	375087	Ref. No.	3014.0311
description	thermostat t.max. 300°C temperature range 50-300°C 1-pole 1CO 16A probe ø 3.03mm probe L 160mm capillary pipe 1130mm capillary pipe isolated 1103mm gland nut shaft L 23mm shaft position upper rotation 270°		
For models:	CD101, CD20, CD201, CM101		



Part No.	375066	Ref. No.	3014.0166
description	thermostat t.max. 300°C temperature range 60-300°C 1-pole 1CO 16A probe ø 4mm probe L 98mm capillary pipe 1450mm capillary pipe isolated mm gland nut shaft ø 6x4.6mm shaft L 25mm shaft position upper special probe		
For models:	CCD101, CCD102, CCD201, CCD202, CCD61, CD101, CD102, CD201, CD202, CD61		




Part No.	375088	Ref. No.	3014.0318
description	thermostat t.max. 300°C temperature range 60-300°C 1-pole 1NO 16A probe ø 4mm probe L 100mm capillary pipe 830mm capillary pipe isolated 800mm gland nut shaft L 15mm shaft position upper rotation 270°		
For models:	CD101, CD20, CD201		

Part No.	375085	Ref. No.	3014.0312
description	thermostat t.max. 90°C temperature range 0-90°C 1-pole 1CO 16A probe ø 3.1mm probe L 247mm capillary pipe 1430mm capillary pipe isolated 1400mm gland nut shaft ø 6x4.6mm shaft L 18mm shaft position upper probe material SS		
For models:	CCD101, CCD102, CCD201, CCD202, CCD61, CD101, CD102, CD20, CD201, CD202, CD61, CM101, CM201		

55.12_ series



Part No.	375084	Ref. No.	3014.0300 3014.0328
description	safety thermostat switch-off temp. 135°C 1-pole 10A probe ø 6mm probe L 83mm capillary pipe 1440mm capillary pipe isolated 1360mm gland nut probe SS		

safety thermostats

51_ series



Part No.	375074	Ref. No.	3014.0322
description	safety thermostat switch-off temp. 365°C 2-pole 16A probe ø 4mm probe L 116mm capillary pipe 1170mm capillary pipe isolated 1100mm gland nut probe with special screwing screw connection M14x1		
For models:	CCC101, CCC102, CCC201, CCC202, CCC61, CCD101, CCD102, CCD201, CCD202, CCD61, CCM101, CCM102, CCM201, CCM202, CCM61, CM101, CM102, CM201, CM202, CM61, CPC101, CPC102, CPC201, CPC202, CPC61		



Part No.	375776	Ref. No.	3014.0300 3014.0328
description	safety thermostat switch-off temp. 135°C 1-pole 10A probe ø 6mm probe L 87mm capillary pipe 1440mm capillary pipe isolated 1400mm gland nut probe SS		
For models:	CC101, CC201, CC6, CCC101, CCC102, CCC201, CCC202, CCC61, CCD101, CCD102, CCD201, CCD202, CCD61, CCM101, CCM102, CCM201, CCM202, CCM61, CD61, CM101, CM102, CM201, CM202, CM61, CM62, CPC101, CPC102, CPC201, CPC202, CPC61, SCC101, SCC102, SCC201, SCC202, SCC61, SCC62		



Part No.	375090	Ref. No.	3014.0310 3014.0316
description	safety thermostat switch-off temp. 365°C 2-pole 16A probe ø 4mm probe L 120mm capillary pipe 1170mm capillary pipe isolated 1100mm gland nut probe SS		
For models:	CC101, CC201, CC6, CD101, CD20, CD201, CM101, CM201, CM62		



Part No.	375775	Ref. No.	40.01.329
description	safety thermostat switch-off temp. 160°C 1-pole 10A probe ø 6mm probe L 87mm capillary pipe 1440mm capillary pipe isolated 1400mm gland nut probe		



55.32_ series



Part No.	375984	Ref. No.	40.00.673
description	safety thermostat switch-off temp. 225°C 3-pole 3NC 20A probe ø 6mm probe L 94mm capillary pipe 900mm capillary pipe isolated 670mm gland nut M10x1 probe SS		




Part No.	375890	Ref. No.	40.00.638
description	safety thermostat switch-off temp. 650°C 3-pole starting temperature 624°C		


56._ series



Part No.	390797	Ref. No.	40.02.515
description	safety thermostat switch-off temp. 157°C 1-pole 16A probe ø 6mm probe L 62mm capillary pipe 1520mm capillary pipe isolated 1380mm gland nut probe		
For models:	CM101, CM102, CM201, CM202, CM61, CM62, SCC101, SCC102, SCC201, SCC202, SCC61, SCC62		




Part No.	375862	Ref. No.	40.01.329
description	safety thermostat switch-off temp. 183°C 1-pole 16A probe ø 6mm probe L 61mm capillary pipe 1460mm capillary pipe isolated 1400mm gland nut probe SS		
For models:	CM101, CM102, CM201, CM202, CM61, CM62, SCC101, SCC102, SCC201, SCC202, SCC61, SCC62		



Part No.	390977	Ref. No.	3014.0324
description	safety thermostat switch-off temp. 360°C 1-pole 16A probe ø 4mm probe L 102mm capillary pipe 1200mm capillary pipe isolated 820mm gland nut 1/4" probe SS		
For models:	CD101, CD102, CD201, CD202, CD61		



Part No.	375774	Ref. No.	40.00.605 40.01.482
description	safety thermostat switch-off temp. 365°C 1-pole 16A probe ø 4mm probe L 96mm capillary pipe 1160mm capillary pipe isolated 1100mm gland nut probe SS with special screwing screw connection M10x1		
For models:	CM101, CM102, CM201, CM202, CM61, CM62, SCC101, SCC102, SCC201, SCC202, SCC61, SCC62		





1

Part No.	375159	Ref. No.	3014.0326 3014.0326ET 3014.0326S
description	safety thermostat switch-off temp. 365°C 1-pole 16A probe ø 4mm probe L 96mm capillary pipe 1160mm capillary pipe isolated 1100mm gland nut probe with special screwing screw connection M14x1		
For models:	CD101, CD102, CD201, CD202, CD61, CM101, CM102, CM201, CM202, CM61, CPC101, CPC102, CPC201, CPC202, CPC61		

control thermostats with operation switch


55.13_series



1

Part No.	375083	Ref. No.	3014.0308
description	thermostat t.max. 250°C temperature range 60-250°C 1-pole 1NO 16A probe ø 4mm probe L 100mm capillary pipe 3150mm capillary pipe isolated 3090mm gland nut shaft ø 6x4.6mm shaft L 23mm shaft position upper rotation 270° outer switch 2NO		
For models:	CD101, CD20, CD201		

55.34_series




1

Part No.	375570	Ref. No.	40.00.799
description	thermostat t.max. 470°C temperature range 100-470°C 1-pole 1NO 16A probe ø 3.9mm probe L 228mm capillary pipe 1110mm capillary pipe isolated 600mm gland nut shaft ø 6x4.6mm shaft L 24mm shaft position upper rotation 270° outer switch 2NO		

RATHGEBER

control thermostats




1

Part No.	375739	Ref. No.	3306.0301
description	thermostat t.max. 110°C temperature range 30-110°C 1-pole 1NO 16A probe ø 6mm probe L 140mm capillary pipe 1600mm capillary pipe isolated 1560mm gland nut shaft ø 6x4.6mm shaft L 24mm shaft position upper rotation 270°		

switches and momentary switches
push/momentary push switches


30x22mm



1

Part No.	347178	Ref. No.	3016.1430
description	push switch mounting measurements 30x22mm black 2NO 250V 16A non-illuminated connection male faston 6.3mm ambient temperature max. 85/55°C protection IP40		
For models:	CC101, CC201, CC6		


ø18.2mm



1

Part No.	346508	Ref. No.	3016.1352
description	momentary push switch mounting ø 18.2mm black 1NC/1NO 250V 2A connection screw ambient temperature max. 85°C protection IP40		
For models:	CD101, CD20, CD201, CM101, CM201		

2 hole fixing



1

Part No.	345136	Ref. No.	3016.1405
description	switch combination triple green 240V 16A connection male faston 6.3mm ambient temperature max. 125°C protection IP44		



microswitches

lever actuated



1

Part No.	345125	Ref. No.	3040.3011
description	microswitch with lever 250V 16A 1CO connection male faston 6.3mm ambient temperature max. 85°C mounting distance 25mm type C99ZP3 actuating force: 25g lever length 63.5mm		
For models:	CM101, CM102, CM201, CM202, CM61		

roller-lever actuated

microswitches



1

Part No.	345216	Ref. No.	3016.0101
description	microswitch 250V 16A 1CO connection male faston 6.3mm ambient temperature max. 125°C mounting distance 22mm with handle with a switch blue/black		
For models:	CCC101, CCC102, CCC61, CCM101, CCM102, CCM61, CPC101, CPC102, CPC201, CPC202, CPC61		



1


Part No.	347949	Ref. No.	3016.0102
description	microswitch with handle with a switch 250V 0.1A 1NC connection male faston 6.3mm L 21mm L1 12mm mounting distance 24mm white		
For models:	CPC101, CPC102, CPC201, CPC202, CPC61, SCC101, SCC102, SCC201, SCC202, SCC61, SCC62		

pin-plunger actuated

M16




1

Part No.	345047	Ref. No.	3016.1400 3016.1403 3016.1407
description	microswitch with plunger thread M16x1 thread L 27mm 250V 5A 1NO connection cable stroke 5mm ambient temperature max. 85°C with cable type 837333 actuating force: 400g		
For models:	CC101, CC201, CC6, CD101, CD20, CD201, CM101, CM201, CM62		
accessories for	345047		
	Part No.	698490	Ref. No. —
cover ED ø 17mm suitable for 345047			

float switches



1

Part No.	400023	Ref. No.	3002.0407 3016.1200 3016.1201 3016.1202 8424.1202
description	float switch thread 3/8" 1CO ø 30mm L 170mm mounting ø 3/8"mm 250V 0.5A cable cable length 2000mm		
accessories for	400023		
	Part No.	506024	Ref. No. —
nut thread 3/8" H 6mm SS WS 22 Qty 1 pcs			

cam switches

2 operating positions



1


Part No.	300048	Ref. No.	3016.1620
description	cam switch 2 operating positions core temperature sequence 1-2 shaft ø 6x4.6mm connection male faston 4-pole		
For models:	CD101, CD20, CD201		

4 operating positions



1


Part No.	300046	Ref. No.	3016.1600 3016.1630
description	cam switch 4 operating positions 5NO sequence 0-1-2-3 16A shaft ø 6x4.6mm shaft L 27mm connection male faston 6.3mm		
For models:	CM6, CM6-3NAC380V50Hz, CM6-3NAC400V50Hz		

1

Part No.	300049	Ref. No.	3016.1640
description	cam switch 4 operating positions 8NO sequence 0-1-2-3 16A shaft \varnothing 6x4.6mm shaft L 17mm connection male faston 6.3mm		
For models:	CD101, CD20, CD201		


5 operating positions



1

Part No.	300070	Ref. No.	3016.1613
description	cam switch 5 operating positions 9NO sequence 0-1-2-3-4 16A shaft \varnothing 6x4.6mm shaft L 23mm connection male faston 6.3mm plastic		
For models:	CD101, CD102, CD201, CD202, CD61		

6 operating positions




1

Part No.	300051	Ref. No.	3016.1631
description	cam switch 6 operating positions 2NO sequence 1-0-2-3-4-5 6A shaft \varnothing 6x4.6mm shaft L 33mm connection male faston 6.3mm plastic		
For models:	CM101, CM201, CM62		


rotary switches

TELEMECANIQUE (Schneider Electric)



1

Part No.	300052	Ref. No.	3016.1500
description	rotary switch 2 1-2 sets of contacts 4 type D1155N 400V 12A connection screw		
For models:	CD101, CD20, CD201		




1

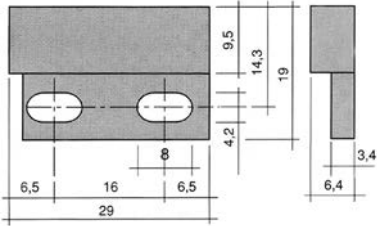
Part No.	300047	Ref. No.	3016.1300
description	rotary switch 4 operating positions 9-pole		
For models:	CD101, CD20, CD201		

magnetic switches

29x19mm



1



Part No.	345217	Ref. No.	3016.1408 3016.1415 3016.1439
description	magnetic switch L 29mm W 19mm 1NO 125V 0.5A P max. 10W connection cable cable length 2000mm		
For models:	CC101, CC201, CC6, CCC101, CCC102, CCC201, CCC202, CCC61, CCD101, CCD102, CCD201, CCD202, CCD61, CCM101, CCM102, CCM201, CCM61, CD101, CD102, CD201, CD202, CD61, CM101, CM102, CM201, CM202, CM61, CPC101, CPC102, CPC201, CPC202, CPC61		



32x15mm

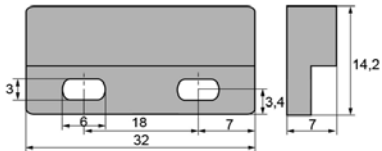


1

Part No.	346510	Ref. No.	40.00.335
description	magnetic switch		
For models:	CM101, CM102, CM61, CM62, SCC101, SCC102, SCC201, SCC202, SCC61, SCC62		



1

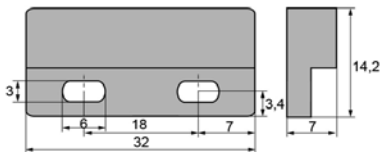


Part No.	346515 ₁	Ref. No.	40.00.454
description	magnetic switch L 32mm W 15mm 1NO 250V 0.5A P max. 50W connection coded plug cable length 1750mm		
For models:	CM101, CM102, CM201, CM202, CM61, CM62, SCC101, SCC102, SCC202, SCC61, SCC62		

with coded connector



1



Part No.	345109	Ref. No.	3016.1408 3016.1415 3016.1439
description	magnetic switch L 32mm W 15mm 1NO 250V 1A P max. 40W connection cable cable length 2000mm		

ø 8mm



1

Part No.	346511	Ref. No.	3016.1417 3016.1437
description	magnetic switch 230V 0.2A P max. 50W probe L 60mm 1NO connection cable cable length 2500mm		
For models:	CPC101, CPC102, CPC201, CPC202, CPC61		

accessories

magnets



1

Part No.	346514	Ref. No.	3016.1409
description	magnet ø 10mm L 40mm Hmm Wmm		
For models:	CCC101, CCC61, CCD101, CCD61, CCM101, CCM61, CD101, CD102, CD201, CD202, CD61, CM101, CM102, CM201, CM202, CM61, CPC101, CPC102, CPC201, CPC202, CPC61		



1

Part No.	345110	Ref. No.	3016.1412
description	magnet ømm L 25mm H 9mm W 15mm		
For models:	CCC101, CCC102, CCC61, CCD101, CCD102, CCD61, CCM101, CCM102, CCM61		

magnetic holders



1

Part No.	541986	Ref. No.	24.00.502
description	magnet holder with magnet ø 13mm		
For models:	CM101, CM102, CM61, CM62, SCC101, SCC102, SCC61, SCC62		



control equipment

JKN (Square D)

push buttons



1

Part No.	345174	Ref. No.	3016.1354
description	push button mounting measurements ø22mm clear reset		
For models:	CM101, CM201, CM62		



1

Part No.	345207	Ref. No.	3016.1353
description	push button mounting measurements ø22mm transparent reset		
For models:	CM101, CM201, CM62		

accessories for 345207



Part No.	345175	Ref. No.	—
description	contact block 1NC/1NO		

rotary switches



1

Part No.	110261	Ref. No.	3016.1311
description	rotary selector		



1

Part No.	110260	Ref. No.	3016.1310
description	rotary selector mounting measurements ø22mm		
For models:	CD101, CD20, CD201		

accessories for 110260



Part No.	110261	Ref. No.	3016.1311
description	rotary selector		

TELEMECANIQUE (EFA)

XBS series

switches (complete)



1

Part No.	347709	Ref. No.	3016.1350
description	momentary push switch mounting measurements ø22mm white 1NC/1NO		
For models:	CM101, CM201, CM62		

lamps



1

Part No.	359606	Ref. No.	3024.0301
description	neon light bulb socket Ba9s 220V 2W clear ø 10mm L 28mm		
For models:	CM101, CM201, CM62		

accessories for 359606



Part No.	359832	Ref. No.	—
description	lamp socket mounting measurements ø16.2mm socket Ba9s connection male faston 6.3mm		



Part No.	359853	Ref. No.	—
description	lamp socket mounting measurements ø18.2mm socket Ba9s connection male faston 6.3mm		

encoders and potentiometers



1

Part No.	300198	Ref. No.	40.00.404 40.00.404F
description	encoder		
For models:	SCC101, SCC102, SCC201, SCC202, SCC61, SCC62		



1

Part No.	300196	Ref. No.	3035.0600
description	potentiometer 0-150		
For models:	CD101, CD20, CD201		



1

Part No.	403719	Ref. No.	42.00.044
description	potentiometer 4.15KOhm shaft ø 6x4.6mm shaft L 23mm		



1

Part No.	300197	Ref. No.	40.00.464
description	potentiometer 4.7KOhm rotation 360° shaft ø 5.9mm with switch shaft L 22mm		
For models:	CM101, CM102, CM201, CM202, CM61, CM62		



1

Part No.	300000	Ref. No.	3040.0157 3040.0268
description	potentiometer 5.2KOhm rotation 300° shaft ø 6x4.6mm with switch shaft L 18mm thread M10x0.75		



1

Part No.	300058	Ref. No.	3040.0150 3040.0181
description	potentiometer 5KOhm rotation 270° shaft ø 6mm shaft L 27mm		
For models:	CM101, CM201		



1

Part No.	300059	Ref. No.	3040.0151
description	potentiometer 5KOhm rotation 310° shaft ø 6mm with switch shaft L 35mm		
For models:	CM101, CM201		



1

Part No.	300266	Ref. No.	3040.0156
description	potentiometer with switch 4.7KOhm rotation 270° shaft ø 6mm shaft L 18.5mm for combi-steamer CPC		



1

Part No.	400106	Ref. No.	3040.0258 8817.1303
description	pulsar KOhm rotation 360° shaft ø 6mm type CPC		
For models:	CPC101, CPC102, CPC201, CPC202, CPC61		

lamps

indicator lights

indicator lights 3-piece (housing, lens and bulb)

lamps

light bulbs



1

Part No.	359598	Ref. No.	3024.0300 3025.0306
description	light bulb socket Ba15d 230V 5-7W ø 16mm L 35mm		
For models:	CCD101, CCD102, CCD201, CCD202, CCD61, CD101, CD20, CD201		



1




Part No.	359608	Ref. No.	3025.0304
description	light bulb socket E14 10/15W 230V ø 16mm L 51mm lens L 31mm Qty 1 pcs		
For models:	CD101, CD20, CD201		







1


Part No.	359597	Ref. No.	3024.0210 3024.0307
description	light bulb socket T10 24V 2W ø 10mm L 28mm		
For models:	CM101, CM201, CM62		





neon light bulbs			
			
1			
Part No.	359606	Ref. No.	3024.0301
description	neon light bulb socket Ba9s 220V 2W clear ø 10mm L 28mm		
For models:	CM101, CM201, CM62		
accessories for	359606		
	Part No.	359832	Ref. No. —
	lamp socket mounting measurements ø16.2mm socket Ba9s connection male faston 6.3mm		
	Part No.	359853	Ref. No. —
	lamp socket mounting measurements ø18.2mm socket Ba9s connection male faston 6.3mm		


			
1			
Part No.	359585	Ref. No.	30240300
description	neon light bulb socket E10 230V green ø 10mm L 28mm		
accessories for	359585		
	Part No.	359060	Ref. No. —
	lamp socket mounting measurements ø16.2mm socket E10 connection screw		
	Part No.	359685	Ref. No. —
	lamp socket mounting measurements ø16.2mm socket E10		


indicator lights (complete)			
miscellaneous			
			
1			
Part No.	359886	Ref. No.	8430.7110
description	indicator light 230V 15W socket Ba15d triple		
For models:	CD101, CD20, CD201		


			
1			
Part No.	359066	Ref. No.	3024.0309
description	indicator light mounting measurements 30x21mm green 230V		

			
1			
Part No.	359883	Ref. No.	3024.0309
description	indicator light mounting measurements 30x21mm green 230V		
For models:	CD101, CD102, CD201, CD202, CD61		




			
1			
Part No.	359884	Ref. No.	3024.0310
description	indicator light mounting measurements 30x21mm red 230V		
For models:	CD101, CD102, CD201, CD202, CD61		




			
1			
Part No.	359065	Ref. No.	3024.0310
description	indicator light mounting measurements 30x21mm white 230V		

			
1			
Part No.	359885	Ref. No.	3024.0307
description	indicator light mounting measurements 35x16mm red 230V		
For models:	CCD101, CCD102, CCD201, CCD202, CCD61		

			
1			
Part No.	359887	Ref. No.	3023.0300
description	lamp socket socket E10 mounting measurements ø21mm		
For models:	CD101, CD20, CD201		

screw-on/push-on fit

neon light bulbs			
			
1			
Part No.	359606	Ref. No.	3024.0301
description	neon light bulb socket Ba9s 220V 2W clear ø 10mm L 28mm		
For models:	CM101, CM201, CM62		
accessories for	359606		
	Part No.	359832	Ref. No. —
	lamp socket mounting measurements ø16.2mm socket Ba9s connection male faston 6.3mm		
	Part No.	359853	Ref. No. —
	lamp socket mounting measurements ø18.2mm socket Ba9s connection male faston 6.3mm		

			
1			
Part No.	359585	Ref. No.	30240300
description	neon light bulb socket E10 230V green ø 10mm L 28mm		
accessories for	359585		
	Part No.	359060	Ref. No. —
	lamp socket mounting measurements ø16.2mm socket E10 connection screw		
	Part No.	359685	Ref. No. —
	lamp socket mounting measurements ø16.2mm socket E10		



light bulbs

for ovens



1

Part No.	359610	Ref. No.	3024.0200
description	light bulb t.max. 300°C socket E14 15W 230V ø 22mm L 47mm lens L 20mm for oven lamp type Philips		
For models:	CC101, CC201, CC6, CD101, CD20, CD201, CM101, CM201, CM62		

for indicator lights



1

Part No.	359598	Ref. No.	3024.0300 3025.0306
description	light bulb socket Ba15d 230V 5-7W ø 16mm L 35mm		
For models:	CCD101, CCD102, CCD201, CCD202, CCD61, CD101, CD20, CD201		



1

Part No.	359608	Ref. No.	3025.0304
description	light bulb socket E14 10/15W 230V ø 16mm L 51mm lens L 31mm Qty 1 pcs		
For models:	CD101, CD20, CD201		



1

Part No.	359597	Ref. No.	3024.0210 3024.0307
description	light bulb socket T10 24V 2W ø 10mm L 28mm		
For models:	CM101, CM201, CM62		

halogen lamp

for socket G4 / G6.35 / G9



1

Part No.	359596	Ref. No.	3024.0201 3024.0201P
description	halogen lamp socket G4 12V 10W temp.-resist. 500°C		
For models:	CCC101, CCC102, CCC201, CCC202, CCC61, CCD101, CCD102, CCD201, CCD202, CCD61, CCM101, CCM102, CCM201, CCM202, CCM61, CD101, CD102, CD201, CD202, CD61, CM101, CM102, CM201, CM202, CM61, CM62, CPC101, CPC102, CPC201, CPC202, CPC61, SCC101, SCC102, SCC201, SCC202, SCC61, SCC62		

oven lamps

universal oven lamps

mounting diameter 35.5mm



1

Part No.	359720	Ref. No.	3023.0501	
description	oven lamp mounting ø 35.5mm 230V 15W socket E14 temp.-resist. 300°C connection male faston 6.3mm hard glas			
For models:	CC101, CC201, CC6, CD101, CD20, CD201, CM101, CM201, CM62			
spare parts for	359720			
	Part No.	359701	Ref. No.	3023.0502 3023.0506
	lamp socket socket E14 220-230V mounting ø 35.5mm connection male faston 6.3mm 15W			
	Part No.	359705	Ref. No.	30250002
	oven lamp glass thr.ø 33.5mm ø 52mm hard glas temp.-resist. 350°C			
	Part No.	359721	Ref. No.	3025.0003 5012.0508 5012.0509 5012.0535
	gasket silicone ED ø 48mm ID ø 39.5mm thickness 5mm Qty 1 pcs			
	Part No.	359740	Ref. No.	—
	light bulb t.max. 300°C socket E14 15W 230V ø 22mm L 48mm lens L 20mm for oven lamp IMPORT			




1



Part No.	359701	Ref. No.	3023.0502 3023.0506	
description	lamp socket socket E14 220-230V mounting ø 35.5mm connection male faston 6.3mm 15W			
For models:	CC101, CC201, CC6, CD101, CD20, CD201, CM101, CM201, CM62			
accessories for	359701			
	Part No.	359705	Ref. No.	30250002
	oven lamp glass thr.ø 33.5mm ø 52mm hard glas temp.-resist. 350°C			
	Part No.	359709	Ref. No.	—
	oven lamp glass thr.ø 33.5mm ø 42mm hard glas temp.-resist. 350°C			
	Part No.	359721	Ref. No.	3025.0003 5012.0508 5012.0509 5012.0535
	gasket silicone ED ø 48mm ID ø 39.5mm thickness 5mm Qty 1 pcs			
	Part No.	359942	Ref. No.	—
	oven lamp glass thr.ø 33.5mm ø 41mm hard glas temp.-resist. 350°C			








			
1			
Part No.	359723	Ref. No.	3025.0002 3025.0004
description	oven lamp glass thr.ø 33.5mm ø 51mm borosilicate glass temp.-resist. 550°C		
For models:	CC101, CC201, CC6, CD101, CD20, CD201, CM101, CM201, CM62		
accessories for	359723		
			
Part No.	359721	Ref. No.	3025.0003 5012.0508 5012.0509 5012.0535
gasket silicone ED ø 48mm ID ø 39.5mm thickness 5mm Qty 1 pcs			

			
1			
Part No.	359705	Ref. No.	30250002
description	oven lamp glass thr.ø 33.5mm ø 52mm hard glas temp.-resist. 350°C		
accessories for	359705		
			
Part No.	359610	Ref. No.	3024.0200
light bulb t.max. 300°C socket E14 15W 230V ø 22mm L 47mm lens L 20mm for oven lamp type Philips			
			
Part No.	359700	Ref. No.	—
gasket for pizza oven fibre glass ID ø 32.5mm ED ø 55mm thickness 5mm			
			
Part No.	359721	Ref. No.	3025.0003 5012.0508 5012.0509 5012.0535
gasket silicone ED ø 48mm ID ø 39.5mm thickness 5mm Qty 1 pcs			
			
Part No.	359837	Ref. No.	—
gasket ID ø 33mm ED ø 46mm thickness 1mm graphite			
			
Part No.	359838	Ref. No.	—
gasket ID ø 33mm ED ø 45mm			


			
1			
Part No.	359721	Ref. No.	3025.0003 5012.0508 5012.0509 5012.0535
description	gasket silicone ED ø 48mm ID ø 39.5mm thickness 5mm Qty 1 pcs		
For models:	CC101, CC201, CC6, CD101, CD20, CD201, CM101, CM201, CM62		





producer-specific oven lamps			
RATIONAL			
			
1			
Part No.	359888	Ref. No.	3024.0305
description	lamp socket 230V 5W socket Ba15d with holder		
For models:	CCD101, CCD102, CCD201, CCD202, CCD61		
accessories for	359888		
			
Part No.	359598	Ref. No.	3024.0300 3025.0306
light bulb socket Ba15d 230V 5-7W ø 16mm L 35mm			


			
1			
Part No.	359876	Ref. No.	8514.1007 8514.1017
description	frame SS for lamp lenses W 90mm L 113mm C-Line, CPC, SCC 61-202		
For models:	CCC101, CCC102, CCC201, CCC202, CCC61, CCD101, CCD102, CCD201, CCD202, CCD61, CCM101, CCM102, CCM201, CCM202, CCM61, CD101, CD102, CD201, CD202, CD61, CM101, CM102, CM201, CM202, CM61, CPC101, CPC102, CPC201, CPC202, CPC61		
accessories for	359876		
			
Part No.	359877	Ref. No.	5201.1000
lamp glass L 95mm W 72mm thickness 4mm C-Line, CPC, SCC 61-202			
			
Part No.	359879	Ref. No.	5110.1023
gasket L 99mm W 75mm C-Line, CPC, SCC 61-202			
			
Part No.	359880	Ref. No.	5110.1022
gasket L 95mm W 72mm C-Line, CPC, SCC 61-202			
			
Part No.	560448	Ref. No.	1008.0753
hexagonal screw thread M5 thread L 8mm SS WS 8 Qty 1 pcs head thickness 4mm DIN 933 / ISO 4017			




			
1			
Part No.	359880	Ref. No.	5110.1022
description	gasket L 95mm W 72mm C-Line, CPC, SCC 61-202		
For models:	CCC101, CCC102, CCC201, CCC202, CCC61, CCD101, CCD102, CCD201, CCD202, CCD61, CCM101, CCM102, CCM201, CCM202, CCM61, CD101, CD102, CD201, CD202, CD61, CM101, CM102, CM201, CM202, CM61, CPC101, CPC102, CPC201, CPC202, CPC61		







			
1			
Part No.	359879	Ref. No.	5110.1023
description	gasket L 99mm W 75mm C-Line, CPC, SCC 61-202		
For models:	CCC101, CCC102, CCC201, CCC202, CCC61, CCD101, CCD102, CCD201, CCD202, CCD61, CCM101, CCM102, CCM201, CCM202, CCM61, CD101, CD102, CD201, CD202, CD61, CM101, CM102, CM201, CM202, CM61, CPC101, CPC102, CPC201, CPC202, CPC61		


			
1			
Part No.	360724	Ref. No.	8514.1034
description	lamp glass L 113mm W 90mm C-Line, CPC, SCC 61-202		
For models:	CD101, CD102, CD201, CD202, CD61, CM101, CM102, CM201, CM202, CM61, CPC101, CPC102, CPC201, CPC202, CPC61		
spare parts for	360724		
	Part No.	359876	Ref. No. 8514.1007 8514.1017
frame SS for lamp lenses W 90mm L 113mm C-Line, CPC, SCC 61-202			
	Part No.	359877	Ref. No. 5201.1000
lamp glass L 95mm W 72mm thickness 4mm C-Line, CPC, SCC 61-202			
	Part No.	359879	Ref. No. 5110.1023
gasket L 99mm W 75mm C-Line, CPC, SCC 61-202			
	Part No.	359880	Ref. No. 5110.1022
gasket L 95mm W 72mm C-Line, CPC, SCC 61-202			


			
1			
Part No.	359877	Ref. No.	5201.1000
description	lamp glass L 95mm W 72mm thickness 4mm C-Line, CPC, SCC 61-202		
For models:	CCC101, CCC102, CCC201, CCC202, CCC61, CCD101, CCD102, CCD201, CCD202, CCD61, CCM101, CCM102, CCM201, CCM202, CCM61, CD101, CD102, CD201, CD202, CD61, CM101, CM102, CM201, CM202, CM61, CPC101, CPC102, CPC201, CPC202, CPC61		


			
1			
Part No.	359873	Ref. No.	4001.1248 8514.1018
description	lamp socket socket G4 for halogen lamp		
For models:	CCC101, CCC102, CCC201, CCC202, CCC61, CCD101, CCD102, CCD201, CCD202, CCD61, CCM101, CCM102, CCM201, CCM202, CCM61, CD101, CD102, CD201, CD202, CD61, CM101, CM102, CM201, CM202, CM61, CM62, CPC101, CPC102, CPC201, CPC202, CPC61, SCC101, SCC102, SCC201, SCC202, SCC61, SCC62		
accessories for	359873		
	Part No.	359876	Ref. No. 8514.1007 8514.1017
frame SS for lamp lenses W 90mm L 113mm C-Line, CPC, SCC 61-202			
	Part No.	359877	Ref. No. 5201.1000
lamp glass L 95mm W 72mm thickness 4mm C-Line, CPC, SCC 61-202			


accessories for	359873		
	Part No.	359879	Ref. No. 5110.1023
gasket L 99mm W 75mm C-Line, CPC, SCC 61-202			
	Part No.	359880	Ref. No. 5110.1022
gasket L 95mm W 72mm C-Line, CPC, SCC 61-202			
	Part No.	360724	Ref. No. 8514.1034
lamp glass L 113mm W 90mm C-Line, CPC, SCC 61-202			

			
1			
Part No.	359882	Ref. No.	40.00.093
description	gasket L 81mm W 65mm		
For models:	CM101, CM102, CM201, CM202, CM61, CM62, SCC101, SCC102, SCC201, SCC202, SCC61, SCC62		

			
1			
Part No.	359881	Ref. No.	40.00.094
description	gasket L 85mm W 70mm		
For models:	CM101, CM102, CM201, CM202, CM61, CM62, SCC101, SCC102, SCC201, SCC202, SCC61, SCC62		

			
1			
Part No.	359878	Ref. No.	40.00.095
description	lamp glass L 80mm W 65mm thickness 4mm		
For models:	CM101, CM102, CM201, CM202, CM61, CM62, SCC101, SCC102, SCC201, SCC202, SCC61, SCC62		

			
1			
Part No.	359874	Ref. No.	40.00.098
description	lamp socket socket G4 for halogen lamp		
For models:	CM101, CM102, CM201, CM202, CM61, CM62, SCC101, SCC102, SCC201, SCC202, SCC61, SCC62		

			
1			
Part No.	359875	Ref. No.	40.00.091 40.00.096
description	press frame with gasket		
For models:	CM101, CM102, CM201, CM202, CM61, CM62, SCC101, SCC102, SCC201, SCC202, SCC61, SCC62		



lamps

light bulbs



Part No.	359610	Ref. No.	3024.0200
description	light bulb t.max. 300°C socket E14 15W 230V ø 22mm L 47mm lens L 20mm for oven lamp type Philips		
For models:	CC101, CC201, CC6, CD101, CD20, CD201, CM101, CM201, CM62		

halogen lamps

for socket G4 / G6.35 / G9




Part No.	359596	Ref. No.	3024.0201 3024.0201P
description	halogen lamp socket G4 12V 10W temp.-resist. 500°C		
For models:	CCC101, CCC102, CCC201, CCC202, CCC61, CCD101, CCD102, CCD201, CCD202, CCD61, CCM101, CCM102, CCM201, CCM202, CCM61, CD101, CD102, CD201, CD202, CD61, CM101, CM102, CM201, CM202, CM61, CM62, CPC101, CPC102, CPC201, CPC202, CPC61, SCC101, SCC102, SCC201, SCC202, SCC61, SCC62		

sockets

Ba15d





Part No.	359888	Ref. No.	3024.0305
description	lamp socket 230V 5W socket Ba15d with holder		
For models:	CCD101, CCD102, CCD201, CCD202, CCD61		
accessories for	359888		
	Part No.	359598	Ref. No. 3024.0300 3025.0306
	light bulb socket Ba15d 230V 5-7W ø 16mm L 35mm		

timers

electric timers



Part No.	350015	Ref. No.	3013.0101 3013.0109
description	timer MS65 without bell operation time 120min time spreadmin 1CO/1NO at 250V 16A permanent position yes impulse electric shaft ø 6x4.6mm shaft L 23mm mounting distance 28mm connection lateral 2-pole		
For models:	CD101, CD102, CD20, CD201, CD202, CD61, CM101, CM201		
accessories for	350015		
	Part No.	110366	Ref. No. —
	knob switch zero mark t.max.°C ø 44mm shaft ø 6x4.6mm shaft flat upper black		
	Part No.	111206	Ref. No. —
	dial plate graduation 120min permanent position no rotation 10-300° ø 60mm timers knob ø 45mm		

with time spread



Part No.	350074	Ref. No.	3013.0104 3013.0107
description	timer MS65 operation time 120min time spread 30min 1CO/2NO/1NC at 250V 16A permanent position yes impulse electric shaft ø 6x4.6mm shaft L 22mm mounting distance 28mm connection lateral Invensys 4-pole shaft position lower°		
For models:	CCD101, CCD102, CCD201, CCD202, CCD61, CD101, CD102, CD20, CD201, CD202, CD61		


alarm devices


buzzers




Part No.	350136	Ref. No.	40.00.209 40.02.087 87.00.136
description	buzzer 12VAC connection cable 200mm screw mounting 63dB		
For models:	CM101, CM102, CM201, CM202, CM61, CM62, SCC101, SCC102, SCC201, SCC202, SCC61, SCC62		



			
1			
Part No.	350053	Ref. No.	3006.0107
description	buzzer 12VAC connection male faston 3.2mm screw mounting buzzer		
For models:	CM101, CM102, CM201, CM202, CM61, CM62, CPC101, CPC102, CPC201, CPC202, CPC61, SCC101, SCC102, SCC201, SCC202, SCC61, SCC62		


			
1			
Part No.	350050	Ref. No.	3006.0101
description	buzzer 230VAC connection male faston 6.3mm screw mounting thread M4 60dB		
For models:	CC101, CC201, CC6, CCD101, CCD102, CCD201, CCD202, CCD61, CD101, CD102, CD20, CD201, CD202, CD61, CM101, CM201, CM62		


			
1			
Part No.	350091	Ref. No.	3006.0103
description	buzzer 24VAC connection male faston 6.3mm push-in 63dB		
For models:	CCC101, CCC102, CCC201, CCC202, CCC61, CCM101, CCM102, CCM201, CCM202, CCM61		


contactors


BENEDIKT & JÄGER

power contactors

			
1			
Part No.	380772	Ref. No.	40.02.758 40.02.759 40.02.804 40.02.881 40.03.667 40.03.684
description	power contactor resistive load 25A 230VAC (AC3/400V) 10A/4kW main contacts 3NO auxiliary contacts 1NO connection screw connection type K3-10A10230		
For models:	CM61, SCC61		


			
1			
Part No.	381501	Ref. No.	3028.0509 3028.0557 3088.0509 40.02.808 40.02.885 40.03.691 40.03.691S
description	power contactor resistive load 32A 230VAC (AC3/400V) 17A/7.5kW main contacts 3NO auxiliary contacts 1NC connection screw connection		
For models:	CCC101, CCC102, CCD101, CCD102, CCD201, CCM101, CCM102, CD101, CD102, CD201, CD202, CM102, CM201, CM202, CPC102, CPC201, CPC202		

			
1			
Part No.	382001	Ref. No.	3028.0517 3028.0569 40.02.806 40.02.883 40.03.689 40.03.689S
description	power contactor resistive load 32A 230VAC (AC3/400V) 17A/7.5kW main contacts 4NO auxiliary contacts connection screw connection		
For models:	CCC101, CCC61, CCM101, CCM61, CD101, CM101, CPC101		






1

Part No.	381173	Ref. No.	3028.0101 3028.0123 3028.0124 3028.0127 3028.0131 3028.0134 3028.0136 3028.0201 3028.0223 3028.0224 3028.0226 3028.0401 3028.0412 3028.0451 3028.0452 3028.0461 3028.0462 3028.0510 3028.0511 3028.0553 40.00.805 40.02.553 40.02.585 40.02.809 40.02.886 40.03.685
description	power contactor resistive load 50A 230VAC (AC3/400V) 24A/11kW main contacts 3NO auxiliary contacts 1NO connection torx type K3-24B00 50/60Hz		
For models:	CC101, CC6, CCC102, CCC201, CCD102, CCM102, CCM201, CD101, CD20, CD201, CD61, CM101, CM201, CM61, CPC61, SCC101, SCC61		




2


Part No.	381203	Ref. No.	40.03.692
description	power contactor resistive load 65A 230VAC (AC3/400V) 32A/15kW main contacts 3NO auxiliary contacts 1NO connection screw connection type K3-32B00		
spare parts for	381203		
	Part No.	380678	Ref. No. 4002641V
	auxiliary contact contacts 1NO AC15 10A for contactors K2/K3 connection screw type HN10 AC1 25A		



1

Part No.	381180	Ref. No.	40.03.686 40.03.686S
description	power contactor resistive load 80A 230VAC (AC3/400V) 40A/18.5kW main contacts 3NO connection screw connection type K3-40B00		
accessories for	381180		
	Part No.	380678	Ref. No. 4002641V
	auxiliary contact contacts 1NO AC15 10A for contactors K2/K3 connection screw type HN10 AC1 25A		

auxiliary contacts



1

Part No.	380678	Ref. No.	4002641V
description	auxiliary contact contacts 1NO AC15 10A for contactors K2/K3 connection screw type HN10 AC1 25A		






GENERAL ELECTRIC (AEG)


power contactors


1


Part No.	380445	Ref. No.	3028.0103 3028.0120 3028.0125 3028.0129 3028.0203 3028.0220 3028.0413 3028.0503 3028.0504 3028.0505 3028.0507 3028.0550 40.02.805 40.02.882 40.03.688
description	contactor resistive load 25A connection screw connection set		
For models:	CCC101, CCC102, CCC201, CCC202, CCC61, CCD101, CCD102, CCD201, CCD202, CCD61, CCM101, CCM102, CCM201, CCM202, CCM61, CD101, CD102, CD20, CD201, CD202, CD61, CM101, CM102, CM201, CM202, CM61, CPC101, CPC102, CPC201, CPC202, CPC61		





			
1			
Part No.	380267	Ref. No.	3028.0515 3028.0516 3028.0555 40.01.558 40.02.812 40.02.889 40.03.694
description	power contactor resistive load 110A 230VAC (AC3/400V) 65A/30kW main contacts 3NO auxiliary contacts connection screw connection type AEG LS30K 00A type GE CL07A 300		
For models:	CD201, CD61, CM102, CM201, CM202, CM61, CPC102, CPC201, CPC61, SCC102, SCC201, SCC202		
accessories for	380267		
	Part No.	380268	Ref. No. 3028.0153 3028.0560 8720.1582
	auxiliary contact contacts 1NO for contactors CL+LS_K connection screw AC-12 10A type AEG HS07K 10 type GE BCLF 10		
	Part No.	380269	Ref. No. 3028.0561
	auxiliary contact contacts 1NC AC15 6A for contactors CL+LS_K connection screw AC-12 10A type AEG HS07K 01 type GE BCLF 01		
	Part No.	380270	Ref. No. —
	auxiliary contact contacts 1NO/1NC for contactors CL+LS_K connection screw AC-12 10A type AEG HS08K 11 type GE BCLL 11		
	Part No.	380271	Ref. No. —
	auxiliary contact contacts 2NO for contactors CL+LS_K connection screw AC-12 10A type AEG HS08K 20 type GE BCLL 20		



			
1			
Part No.	380239	Ref. No.	3028.0103 3028.0120 3028.0125 3028.0129 3028.0203 3028.0220 3028.0413 3028.0503 3028.0504 3028.0505 3028.0507 3028.0550 40.02.805 40.02.882 40.03.688
description	power contactor resistive load 20A 230VAC (AC3/400V) 8.4A/4kW main contacts 3NO auxiliary contacts 1NC connection screw connection type LS05 01A type AEG LS05 01A type GE MC1A 301A		



			
1			
Part No.	380238	Ref. No.	3028.0133 3028.0204 3028.0218 3028.0221 3028.0300 3028.0400 3028.0410 3028.0411 3028.0418 3028.0450 3028.0454 3028.0460 3028.0500 3028.0501 3028.0502 3028.0506 3028.0551 3035.0501 40.01.554
description	power contactor resistive load 20A 230VAC (AC3/400V) 8.4A/4kW main contacts 3NO auxiliary contacts 1NO connection screw connection type LS0510A type AEG LS0510A type GE MC1A 310A		



			
1			
Part No.	380498	Ref. No.	40.00.451 40.02.917
description	power contactor resistive load 20A 230VAC (AC3/400V) 9A/4kW main contacts 4NO auxiliary contacts 1NO connection screw connection male faston 6.3mm type MC1A 400A type AEG LS05 01 FA type GE MC1A 400A		
For models:	CM101, CM102, CM201, CM202, CM61, CM62, SCC101, SCC102, SCC201, SCC202, SCC61, SCC62		




 			
1			
Part No.	380245	Ref. No.	3028.0103 3028.0120 3028.0125 3028.0129 3028.0203 3028.0220 3028.0413 3028.0503 3028.0504 3028.0505 3028.0507 3028.0550 40.02.805 40.02.882 40.03.688
description			
power contactor resistive load 25A 230VAC (AC3/400V) 9A/4kW main contacts 3NO auxiliary contacts 1NC connection screw connection type AEG LS4K 01A type GE CL00A 301 H 85mm			


 			
1			
Part No.	380261	Ref. No.	3028.0508 3028.0552 40.01.555 40.02.760 40.02.807 40.02.884 40.03.690
description			
power contactor resistive load 32A 230VAC (AC3/400V) 17A/7.5kW main contacts 3NO auxiliary contacts 1NO connection screw connection type AEG LS7K 10A type GE CL02A 310			
For models:			
CC101, CC201, CCC101, CCD101, CCD202, CCD61, CCM101, CD101, CD61, CM101, CM102, CM201, CM202, CM61, CM62, CPC101, CPC102, CPC201, CPC202, CPC61, SCC101, SCC202, SCC62			

 			
2			
Part No.	380244	Ref. No.	3028.0130 3028.0204 3028.0218 3028.0221 3028.0300 3028.0400 3028.0410 3028.0411 3028.0418 3028.0450 3028.0454 3028.0460 3028.0500 3028.0501 3028.0502 3028.0506 3028.0551 40.01.554
description			
power contactor resistive load 25A 230VAC (AC3/400V) 9A/4kW main contacts 3NO auxiliary contacts 1NO connection screw connection type AEG LS4K 10A type GE CL00A 310			


 			
1			
Part No.	380265	Ref. No.	3028.0512 3028.0554 3028.0563 40.01.559 40.02.583 40.02.639 40.02.810 40.02.813 40.02.887 40.02.890 40.03.402 40.03.403 40.03.683
description			
power contactor resistive load 60A 230VAC (AC3/400V) 32A/16kW main contacts 3NO auxiliary contacts 1NO connection screw connection type AEG LS15K 00A type GE CL04A 310 H 98mm L 87mm W 55mm			
For models:			
CC201, CCC102, CCC201, CCC202, CCD101, CCD102, CCD201, CCD202, CCM102, CCM201, CCM202, CD101, CD102, CD201, CD202, CD61, CM101, CM102, CM201, CM202, CM61, CPC101, CPC102, CPC201, CPC202, CPC61, SCC102, SCC201, SCC202, SCC62			




1			
			
Part No.	380396	Ref. No.	3028.0102 3028.0117 3028.0121 3028.0128 3028.0205 3028.0217 3028.0403 3028.0414 3028.0417 3028.0453 3028.0455 3028.0513 3028.0514 3028.0558 40.01.556 40.01.557 40.02.551 40.02.552 40.02.580 40.02.811 40.02.888 40.03.693
description	power contactor resistive load 60A 230VAC main contacts 3NO auxiliary contacts 1NO		
For models:	CC201, CD101, CD102, CD20, CD201, CM101, CM102, CM201, CM61, CM62, CPC102, CPC201, SCC101, SCC102, SCC201, SCC61, SCC62		


1			
			
Part No.	380266	Ref. No.	3028.0102 3028.0117 3028.0121 3028.0128 3028.0205 3028.0217 3028.0403 3028.0414 3028.0417 3028.0453 3028.0455 3028.0513 3028.0514 3028.0558 40.01.556 40.01.557 40.02.551 40.02.552 40.02.580 40.02.811 40.02.888 40.03.693
description	power contactor resistive load 90A 230VAC (AC3/400V) 22kW main contacts 3NO connection screw type AEG LS22K 00A type GE CL06A 300		


auxiliary contacts


1			
			
Part No.	380269	Ref. No.	3028.0561
description	auxiliary contact contacts 1NC AC15 6A for contactors CL+LS_K connection screw AC-12 10A type AEG HS07K 01 type GE BCLF 01		
For models:	CD101, CD102, CD201, CD202, CD61, CM102, CM201, CPC101, CPC102, CPC201, CPC61		


1			
			
Part No.	380241	Ref. No.	3028.0158
description	auxiliary contact contacts 1NC for contactors M+LS05 connection screw AC-12 10A type AEG HS05 01LS type GE MACL 101AT		
For models:	CCC201, CCC202, CCM201, CCM202		



 <p>1</p>			
Part No.	380268	Ref. No.	3028.0153 3028.0560 8720.1582
description	auxiliary contact contacts 1NO for contactors CL+LS_K connection screw AC-12 10A type AEG HS07K 10 type GE BCLF 10		
For models:	CCC101, CCC102, CCC201, CCC202, CCC61, CCD102, CCD202, CCM101, CCM102, CCM201, CCM202, CCM61, CD101, CD102, CD201, CD202, CD61, CM101, CM102, CM201, CM202, CM61, CPC101, CPC102, CPC201, CPC202, CPC61, SCC201, SCC202		

 <p>1</p>			
Part No.	380240	Ref. No.	3028.0161
description	auxiliary contact contacts 1NO for contactors M+LS05 connection screw AC-12 10A type AEG HS05 10LS type GE MACL 110AT		


<p>motor protection circuit breakers</p>			
 <p>1</p>			
Part No.	380169	Ref. No.	3031.0101 3031.0110
description	motor protection circuit breaker		
For models:	CC101, CC6, CD101, CM101		


 <p>1</p>			
Part No.	380170	Ref. No.	3031.0103
description	motor protection circuit breaker		
For models:	CC201, CD20, CD201, CM201		

MOELLER/EATON


power contactors


<p>1</p>			
Part No.		Ref. No.	3028.0104
description	power contactor resistive load 16A main contacts 4NO type DIL04-40 230V		
For models:	CD101		

 <p>1</p>			
Part No.	380515	Ref. No.	3028.0100 3028.0200
description	power contactor resistive load 20A 230VAC (AC3/400V) 4kW main contacts 4		
For models:	CD101, CD20, CD201, CM101, CM201		


 <p>1</p>			
Part No.	380171	Ref. No.	3028.0118
description	power contactor resistive load 20A 230VAC (AC3/400V) 9A/4kW main contacts 3NO auxiliary contacts 1NO connection screw connection type DILEM 10		




			
1			
Part No.	380497	Ref. No.	3028.0204 3028.0218 3028.0221 3028.0300 3028.0400 3028.0410 3028.0411 3028.0418 3028.0450 3028.0454 3028.0460 3028.0500 3028.0501 3028.0502 3028.0506 3028.0551 40.01.554
description	power contactor resistive load 20A 230VAC (AC3/400V) 9A/4kW main contacts 4NO auxiliary contacts connection screw connection type DILEM 4		
For models:	CC101, CC201, CC6, CCC101, CCC61, CCD61, CCM101, CCM61, CD101, CD201, CD61, CM101, CM102, CM201, CM61, CM62, CPC101, CPC102, CPC201, CPC61, SCC61		

			
2			
Part No.	380167	Ref. No.	3028.0102 3028.0117 3028.0121 3028.0128 3028.0205 3028.0217 3028.0403 3028.0414 3028.0417 3028.0453 3028.0455 3028.0513 3028.0514 3028.0558 40.01.556 40.01.557 40.02.551 40.02.552 40.02.580 40.02.811 40.02.888 40.03.693
description	power contactor resistive load 66A 230VAC (AC3/400V) 50A/22kW main contacts 3NO auxiliary contacts 1NO connection screw connection type DILM 50		

motor protection circuit breakers


			
1			
Part No.	380163	Ref. No.	3031.0108
description	motor protection circuit breaker type PKZM		


auxiliary contacts

			
1			
Part No.	380175	Ref. No.	3028.0151
description	auxiliary contact contacts 1NO/1NC connection screw		
For models:	CD101, CD201, CM101		

TELEMECANIQUE (Schneider Electric)

auxiliary contactors

			
1			
Part No.	380367	Ref. No.	3028.0110 3028.0112
description	auxiliary contactor 230VAC AC1 10A type CA2SK11P7 connection screw contacts 1NO/1NC		
For models:	CM201, CPC201		

			
1			
Part No.	380188	Ref. No.	3028.0110 3028.0112
description	small relay switch main contacts 1NO auxiliary contacts 1NC supply at 50-60Hz 220-240V		




ABL SURSUM

motor protection circuit breakers



1

Part No.	380300	Ref. No.	3031.0105 3031.0106
description	motor protection circuit breaker type Mbs25-016 setting range 1-1.6A (AC3/400V) 0.55kW		
For models:	CC101, CC6, CD101, CM101		
accessories for	380300		
	Part No.	380305	Ref. No. 3031.0099 3031.0102
	auxiliary contact contacts 1NO/1NC HMS11		



1

Part No.	380301	Ref. No.	3031.0107
description	motor protection circuit breaker type Mbs25-025 setting range 1.6-2.5A (AC3/400V) 1.1kW		
For models:	CC201, CD20, CD201, CM201		



1

Part No.	380304	Ref. No.	3031.0108
description	motor protection circuit breaker type MS25-10 setting range 6.3-10A (AC3/400V) 4kW		
For models:	CD20		

accessories



1

Part No.	380305	Ref. No.	3031.0099 3031.0102
description	auxiliary contact contacts 1NO/1NC HMS11		
For models:	CC101, CC201, CC6, CD101, CD20, CD201, CM101, CM201		

TRIPUS (Eichhoff)

small relay switches



1

Part No.	380397	Ref. No.	3028.0601
description	small relay switch 24V main contacts 1NO/1NC connection Faston 6.3mm resistive load 16A		
For models:	CCC101, CCC102, CCC201, CCC202, CCC61, CCM101, CCM102, CCM201, CCM202, CCM61		

miscellaneous

accessories

1

Part No.		Ref. No.	3028.1001 87.00.429
description	conversion kit for contactor		



power contactors



1

Part No.	380165	Ref. No.	3028.0204 3028.0218 3028.0221 3028.0300 3028.0400 3028.0410 3028.0411 3028.0418 3028.0450 3028.0454 3028.0460 3028.0500 3028.0501 3028.0502 3028.0506 3028.0551 40.01.554
description	power contactor		

1

Part No.	380168	Ref. No.	3028.0103 3028.0120 3028.0125 3028.0129 3028.0203 3028.0220 3028.0413 3028.0503 3028.0504 3028.0505 3028.0507 3028.0550 40.02.805 40.02.882 40.03.688
description	power contactor		

1

Part No.		Ref. No.	3025.0103
description	power contactor resistive load 20A		




1


Part No.	381225	Ref. No.	87.00.427
description	power contactor set		

solid state relays

CELDUC




1

Part No.	401672	Ref. No.	40.00.453P Alternativ
description	solid state relay CELDUC 2 phase 50A 24-600V 7.5-25VDC L 58mm W 46mm jumper at L1 and L2 screw type SOB665200 7.5-25VDC		
accessories for	401672		
	Part No.	401794	Ref. No. 8720.1584
connecting cable L 1440mm 4-pole suitable for RATIONAL			




1

Part No.	400105	Ref. No.	3028.0533 3028.0533P 40.00.453 40.00.453P 40.01.589
description	solid state relay CELDUC 2 phase 65A 400V 24VDC L 58mm W 45mm plug-in connection screw type 40.00.453		
For models:	CD101, CM101, CM102, CM201, CM202, CM61, CM62, CPC101, CPC102, CPC201, CPC202, CPC61, SCC101, SCC102, SCC201, SCC202, SCC61, SCC62		
accessories for	400105		
	Part No.	401794	Ref. No. 8720.1584
connecting cable L 1440mm 4-pole suitable for RATIONAL			



CRYDOM



1


Part No.	401670	Ref. No.	8720.1583
description	solid state relay		

relays

power relays

with male contacts


female contact 2.0mm



1

Part No.	380502	Ref. No.	3035.0485
description	power relays connection 2.0 plug-in connection		
For models:	CD101, CM102, CM201, CM202, CPC101, CPC102, CPC201, CPC202, CPC61		

plug-in/print relays




1

Part No.	380501	Ref. No.	3035.0486 3035.0490
description	print relay 12VDC		
For models:	CD101, CPC101, CPC102, CPC201, CPC202, CPC61		


time relays

time relays




1

Part No.	380281	Ref. No.	3035.0200 3035.0400 3035.0401 3035.0410
description	time relay FINDER 82.11.0.240 time range 0.05s-10h 24-240VAC/24-48VDC 5A 1CO		
For models:	CD101, CD20, CD201		




1

Part No.	380283	Ref. No.	3035.0402 3035.0411
description	time relay FINDER 82.41.0.240 time range 0.05s-10h 24-240VAC/24-48VDC 5A		
For models:	CD101, CD20, CD201		



1


Part No.	380319	Ref. No.	3035.0453
description	time relay pickup-delayed 0.06-150s		
For models:	CM102, CPC102		




1

Part No.	380280	Ref. No.	3035.0200 3035.0400 3035.0401 3035.0410
description	time relay WIELAND NGZ11 time range 1.5-30s 24-240V AC/DC 5A connection grip connection		




			
1			
Part No.	380282	Ref. No.	3035.0402 3035.0411
description	time relay WIELAND NGZ310 time range 1.5-30s 24-240V AC/DC 5A connection grip connection		

			
1			
Part No.	403057	Ref. No.	3037.0107 3037.0245
description	transformer primary 400/415/440/480V secondary 208/240V 192/460VA 50/60Hz		
For models:	CD101, CD61, CM101, CM102, CM61, CPC101, CPC61		


transformers

open transformers

with clamp terminal


			
1			
Part No.	400104	Ref. No.	3037.0242
description	transformer primary 230VAC secondary 24VAC 40VA secondary 1.7A connection screw 50/60Hz with fuse		
For models:	CM101, CM102, CM201, CM61, CPC101, CPC102, CPC201, CPC61		


with plug connection


			
1			
Part No.	400101	Ref. No.	3037.0240
description	transformer primary 200-260VAC secondary 4.2/14.4/11.5VAC 68.4VA		
For models:	CD101, CM101, CM102, CM201, CM202, CM61, CPC101, CPC102, CPC201, CPC202, CPC61		


encapsulated transformers

multiple connections


			
1			
Part No.	403774	Ref. No.	3037.0246
description	transformer primary 400/415/440/480 secondary 240/208 320/820VA secondary 1.33A H 107mm L 120mm W 105mm type block for combi-steamer CPC-L. 102/201/202		
For models:	CD102, CD201, CD202, CM102, CM201, CM202, CPC102, CPC201, CPC202		


			
1			
Part No.	400117	Ref. No.	3037.0204
description	transformer primary 200-230V secondary 11.5V 20VA 50/60Hz temperature restriction 131°C ambient temperature max. 60°C		
For models:	CCC201, CCC202, CCD201, CCD202, CCM201, CCM202, CD201, CD202		

			
1			
Part No.	400794	Ref. No.	3037.0100 3037.0102 3037.0104 3037.0105 3037.0108 3037.0109 3037.0110 3037.0217
description	transformer primary 400/415/440/480V secondary 200/230/240V 150VA connection screw connection 50/60Hz		



			
1			
Part No.	400102	Ref. No.	3037.0205
description	transformer primary 230VAC secondary 11.5VAC 10VA		
For models:	CCC101, CCC102, CCC61, CCD101, CCD102, CCD61, CCM101, CCM102, CCM61, CD101, CD102, CD61		





			
1			
Part No.	400118	Ref. No.	3037.0203
description	transformer primary 230VAC secondary 21VAC 35VA		
For models:	CCC101, CCC102, CCC201, CCC202, CCC61, CCM101, CCM102, CCM201, CCM202, CCM61, CM202, CPC202		

			
1			
Part No.	401471	Ref. No.	40.00.333
description	transformer primary 230V secondary 11.5V 20VA		
For models:	CM201, CM202		

with plug connection

			
1			
Part No.	401472	Ref. No.	40.00.277
description	transformer 1/20/50VA secondaryA H 70mm L 76mm W 104mm connection plug 50/60Hz type 110170 with fuse secondary 2.1/11.5/12VAC primary 230VAC		
For models:	CM101, CM102, CM201, CM202, CM61, CM62, SCC101, SCC102, SCC201, SCC202, SCC61, SCC62		
spare parts for	401472		
	Part No.	358602	Ref. No. —
	 fine fuse size ø5x20mm 1.6A slow-acting rated 250V Qty 10 pcs		

			
1			
Part No.	401473	Ref. No.	40.00.592
description	transformer 21.6VA H 70mm L 94mm W 71mm connection plug 50-60Hz type 40.00.592 moulded secondary 12VDC primary 200-250VAC		
For models:	CM201, CM202, SCC201, SCC202		

			
1			
Part No.	401470	Ref. No.	40.00.278
description	transformer primary 230V secondary 11.5V 10VA		
For models:	CM101, CM102, CM61, CM62		

electronic controllers

ELIWELL

universal controllers

built-in version














			
1			
Part No.	378303	Ref. No.	40.01.360
description	electronic controller ELIWELL type IDPlus 902 mounting measurements 71x29mm 230V voltage AC NTC/Pt1000/PTC relay outputs 8A -55 up to +150°C display 3 digits + algebraic sign		
accessories for	378303		
	Part No.	379052	Ref. No. —
	 temperature probe PTC 1kOhm cable silicone probe -50 up to +150°C cable -50 up to +180°C probe ø6x40mm cable length 1.5m without screw connection 2-wire		
	Part No.	379053	Ref. No. —
	 temperature probe PTC 1kOhm cable PVC probe -50 up to +150°C cable -10 up to 100°C probe ø6x30mm cable length 3m without screw connection 2-wire		
	Part No.	379064	Ref. No. —
	 temperature probe PTC 1kOhm cable silicone probe -50 up to +150°C cable -50 up to +180°C probe ø6x40mm cable length 3m without screw connection 2-wire		
	Part No.	379142	Ref. No. —
	 temperature probe PTC 1kOhm cable PVC probe -50 up to +150°C cable -10 up to 100°C probe ø6x30mm cable length 1.5m without screw connection 2-wire		
	Part No.	379160	Ref. No. —
	 temperature probe NTC 10kOhm cable thermoplastic probe -40 up to +110°C cable -40 up to +110°C probe ø6x14mm cable length 1.5m without screw connection 2-wire		
	Part No.	379161	Ref. No. —
	 temperature probe NTC 10kOhm cable thermoplastic probe -40 up to +110°C cable -40 up to +110°C probe ø6x14mm cable length 3m without screw connection 2-wire		
	Part No.	379162	Ref. No. —
	 temperature probe NTC 10kOhm cable thermoplastic probe -40 up to +110°C cable -40 up to +110°C probe ø6x14mm cable length 6m 2-wire		
	Part No.	379169	Ref. No. —
	 temperature probe NTC 10kOhm cable thermoplastic probe -40 up to +110°C cable -40 up to +110°C probe ø6x14mm cable length 2m without screw connection 2-wire		

Table continues overleaf



accessories for		378303	
Part No.	379199	Ref. No.	—
	temperature probe PTC 1kOhm cable PVC probe -50 up to +150°C cable -10 up to 100°C probe ø6x30mm cable length 5m without screw connection 2-wire		
Part No.	379343	Ref. No.	—
	temperature probe NTC 10kOhm cable silicone probe -40 up to +110°C cable -50 up to +180°C probe ø6x40mm cable length 3m 2-wire		
Part No.	379458	Ref. No.	—
	temperature probe NTC 10kOhm cable silicone probe -40 up to +110°C cable -50 up to +180°C probe ø6x40mm cable length 1.5m without screw connection 2-wire		
Part No.	379630	Ref. No.	—
	temperature probe NTC 10kOhm cable thermoplastic probe -40 up to +110°C cable -40 up to +110°C probe ø6x14mm cable length 2.5m without screw connection 2-wire resistor 10kOhm		

miscellaneous

universal controllers



Part No.	379020	Ref. No.	3014.0110 3014.0111 3014.0113 3014.0114
description	electronic controller Pt100 steam control		
For models:	CD101, CD20, CD201		

probes

producer-specific probes

probes



Part No.	379430	Ref. No.	40.01.095
description	core temperature probe thermocouple K (NiCr-Ni) cable silicone probe -50 up to 1150°C cable -50 up to +180°C connection coded plug thread probe ø1.5x140mm cable length 1.65m		
For models:	CM101, CM102, CM202, SCC101, SCC102, SCC202		



Part No.	381428	Ref. No.	3014.0151
description	temperature probe Pt100 cable silicone probe -100 up to 450°C cable -50 up to +180°C connection 2-wire thread M6 probe ø4x100mm cable length 1.5m		
For models:	CC101, CC201, CC6, CM101, CM201, CM62		



Part No.	381429	Ref. No.	3014.0156 3014.0158
description	temperature probe Pt100 cable silicone probe -100 up to 450°C cable -50 up to +180°C connection 2-wire thread probe ø3.2x100mm cable length 2.6m		
For models:	CC101, CC201, CC6, CM101, CM201, CM62		

Part No.	381427	Ref. No.	3014.0120 3014.0150 3014.0152
description	temperature probe Pt100 cable silicone probe -50 up to +250°C cable -50 up to +180°C connection 2-wire thread probe ø4x75mm cable length 1.7m		
For models:	CC101, CC6, CD101, CD20, CD201, CM101, CM201		



Part No.	381431	Ref. No.	3014.0165 3014.1011 3014.1012 3014.1013 3014.1014
description	temperature probe thermocouple K (NiCr-Ni) cable silicone probe -50 up to 1150°C cable -50 up to +180°C connection 2-wire thread probe ø1.5x100mm cable length 1.8m		
For models:	CC101, CC201, CC6, CCC101, CCC102, CCC201, CCC202, CCC61, CCD101, CCD102, CCD201, CCD202, CCD61, CCM101, CCM102, CCM201, CCM202, CCM61, CD101, CD102, CD201, CD202, CD61, CM101, CM102, CM201, CM202, CM61, CPC101, CPC102, CPC201, CPC202, CPC61		



Part No.	379429	Ref. No.	3014.1017 3014.1018 3014.1019 3014.1020
description	temperature probe thermocouple K (NiCr-Ni) cable silicone probe -50 up to 1150°C cable -50 up to +180°C connection 2-wire thread probe ø10.5mm cable length 1.7m		
For models:	CM101, CM102, CM201, CM61, CPC101, CPC102, CPC201, CPC202, CPC61		



Part No.	381430	Ref. No.	3014.1000
description	temperature probe thermocouple K (NiCr-Ni) cable silicone probe -50 up to 1150°C cable -50 up to +180°C connection 2-wire thread probe ø2x100mm cable length 0.25m		
For models:	CD101, CD61, CM101, CM102, CM201, CM202, CM61, CPC101, CPC102, CPC201, CPC202, CPC61		



Part No.	381433	Ref. No.	3014.1001 3014.1002 3014.1003 3014.1004 3014.1005
description	temperature probe thermocouple K (NiCr-Ni) cable silicone probe -50 up to 1150°C cable -50 up to +180°C connection 2-wire thread probe ø2x100mm cable length 2.2m		
For models:	CM101, CM102, CM201, CM202, CM61, CPC101, CPC102, CPC201, CPC202, CPC61		



Part No.	381424	Ref. No.	3014.0160 8720.1003
description	temperature probe thermocouple K (NiCr-Ni) cable silicone probe -50 up to 1150°C cable -50 up to +180°C connection 2-wire thread probe ø2x100mm cable length 2m		
For models:	CCC101, CCC102, CCC201, CCC202, CCC61, CCM101, CCM102, CCM201, CCM202, CCM61		

Part No.	381432	Ref. No.	3014.0161 3014.1006 3014.1007 3014.1008 3014.1009 3014.1010 3014.1016 8720.1002
description	temperature probe thermocouple K (NiCr-Ni) cable silicone probe -50 up to 1150°C cable -50 up to +180°C connection 2-wire thread probe ø2x40mm cable length 2.6m		
For models:	CCC101, CCC102, CCC201, CCC202, CCC61, CCD101, CCD102, CCD201, CCD61, CCM101, CCM102, CCM201, CCM202, CCM61, CD101, CD102, CD201, CD202, CD61, CM101, CM102, CM201, CM202, CM61, CPC101, CPC102, CPC201, CPC202, CPC61		

Part No.	379425	Ref. No.	3014.0157
description	temperature probe thermocouple K (NiCr-Ni) cable silicone probe -50 up to 1150°C cable -50 up to +180°C connection 2-wire thread probe ø3x280mm cable length 2m		
For models:	CM101, CM201, CM62		

Part No.	378351	Ref. No.	40.03.528
description	temperature probe thermocouple K (NiCr-Ni) cable silicone probe -50 up to 1150°C cable -50 up to +180°C connection coded plug thread M8 probe ø2x135mm cable length 1.3m		

Part No.	379864	Ref. No.	40.00.395 40.00.594 40.01.097 40.01.099
description	temperature probe thermocouple K (NiCr-Ni) cable silicone probe -50 up to 1150°C cable -50 up to +180°C connection coded plug thread M8 probe ø2x50mm cable length 1.2m		
For models:	CM101, CM102, CM201, CM202, CM61, CM62, SCC101, SCC102, SCC201, SCC202, SCC61, SCC62		

Part No.	379873	Ref. No.	40.00.292
description	temperature probe thermocouple K (NiCr-Ni) cable silicone probe -50 up to 1150°C cable -50 up to +180°C connection coded plug thread probe ø1.5x180mm cable length 1.6m		
For models:	CM201, SCC201		

Part No.	379441	Ref. No.	40.00.291
description	temperature probe thermocouple K (NiCr-Ni) cable silicone probe -50 up to 1150°C cable -50 up to +180°C connection coded plug thread probe ø2x125mm cable length 1.5m		
For models:	CM101, CM102, CM201, CM202, CM61, CM62, SCC101, SCC102, SCC201, SCC202, SCC61, SCC62		


Part No.	379869	Ref. No.	40.00.287 40.00.398 87.00.058
description	temperature probe thermocouple K (NiCr-Ni) cable silicone probe -50 up to 1150°C cable -50 up to +180°C connection coded plug thread probe ø2x70mm cable length 2.5m		
For models:	CM101, CM102, CM201, CM202, CM61, CM62, SCC101, SCC102, SCC201, SCC202, SCC61, SCC62		

Part No.	379442	Ref. No.	40.01.094
description	temperature probe thermocouple K (NiCr-Ni) cable silicone probe -50 up to 1150°C cable -50 up to +180°C connection coded plug thread probe ø2x90mm cable length 1.5m		
For models:	CM61, CM62, SCC61, SCC62		


Part No.	379870	Ref. No.	40.00.290 40.00.399 87.00.470
description	temperature probe thermocouple K (NiCr-Ni) cable silicone probe -50 up to 1150°C cable -50 up to +180°C connection coded plug thread probe ø4.2mm cable length 1.7m		
For models:	SCC101, SCC102, SCC201, SCC202, SCC61, SCC62		



core probes



1			
Part No.	693523	Ref. No.	22.00.479
description	bracket		



1			
Part No.	693522	Ref. No.	22.00.480
description	bracket for core temperature probe		



1			
Part No.	693524	Ref. No.	22.00.453
description	bracket for core temperature probe L 80mm ø 16mm		




1			
Part No.	379867	Ref. No.	40.00.298 40.00.298P 40.01.943 87.00.097
description	conversion kit thermocouple K (NiCr-Ni) cable PTFE probe -40 up to +250°C cable -40 up to +250°C connection plug probe ø3x100mm thread M16 cable length 2.2m handle ø 10mm handle length 40mm		

1			
Part No.		Ref. No.	40.00.298 40.01.943 87.00.097
description	core temperature probe		
For models:	CM102, CM201, CM202		



1			
Part No.	378646	Ref. No.	24.01.122
description	core temperature probe cable PTFE connection coded plug probe ø3x100mm cable length 2.7m handle ø 12mm handle length 44mm		





1			
Part No.	381443	Ref. No.	40.04.040P
description	core temperature probe CM_P 61-102 cable PTFE insulated probe -40 up to +250°C probe ø3x100mm cable length 2.45m handle ø 12mm handle length 44mm		







1			
Part No.	381425	Ref. No.	3035.0604 3035.0605 3035.0607 3035.0608 3035.0623 3035.0627 3035.0703 3035.0706 3035.0707
description	core temperature probe Pt100 cable PTFE probe -40 up to +250°C cable -40 up to +250°C connection 2-wire probe ø3.2x100mm thread M12 cable length 2.8m handle ø 10mm handle length 80mm		
For models:	CC101, CC201, CC6, CD101, CD20, CD201, CM101, CM201, CM62		




			
Part No.	381426	Ref. No.	3035.0700 3035.0701 3035.0708 3035.0709 3035.0710 3035.0711 3035.0712 3035.0713
description	core temperature probe thermocouple K (NiCr-Ni) cable PTFE probe -40 up to +250°C cable -40 up to +250°C connection 2-wire probe ø3.2x100mm thread M12 cable length 1.9m handle ø 10mm handle length 100mm		
For models:	CCC101, CCC61, CCD101, CCD61, CCM101, CCM61, CD101, CD61, CM101, CM102, CM201, CM202, CM61, CPC101, CPC102, CPC201, CPC202, CPC61		

			
Part No.	379872	Ref. No.	40.02.102 40.02.102P 40.02.103
description	core temperature probe thermocouple K (NiCr-Ni) cable PTFE probe -40 up to +250°C cable -40 up to +250°C connection plug probe ø3x100mm thread M16 cable length 2.2m handle ø 10mm handle length 40mm		
For models:	CM201, CM202		


			
Part No.	379792	Ref. No.	3035.0714 3035.0715 3035.0716 3035.0717 3035.0717ET 30350ET
description	core temperature probe thermocouple K (NiCr-Ni) cable PTFE probe -40 up to +250°C cable -40 up to +250°C connection grip connection probe ø3.2x100mm thread M16x2 cable length 1.9m handle ø 10mm handle length 40mm		
For models:	CM102, CPC101, CPC102, CPC201, CPC202, CPC61		
accessories for	379792		
	Part No.	510179	Ref. No. —
	flat gasket fibre ED ø 18mm ID ø 13mm thickness 1.5mm Qty 1 pcs		
	Part No.	560519	Ref. No. —
	nut thread M12x1 H 5mm WS 17 SS Qty 1 pcs		

			
Part No.	379865	Ref. No.	40.00.296 40.00.297 40.00.608 40.00.608P 40.01.603
description	core temperature probe thermocouple K (NiCr-Ni) cable PTFE probe -40 up to +250°C cable -40 up to +250°C connection plug probe ø3x100mm thread M16 cable length 2.3m handle ømm handle length 50mm		
For models:	CM101, CM102, CM61, CM62		


multipoint probe

			
Part No.	379866	Ref. No.	40.00.293 40.00.294 40.00.606 40.00.606P 40.01.604 40.04.097
description	core temperature probe thermocouple K (NiCr-Ni) cable PTFE probe -40 up to +250°C cable -40 up to +250°C connection plug probe ø3x100mm thread M16 cable length 2.3m handle ømm handle length 50mm		
For models:	SCC101, SCC102, SCC202, SCC61, SCC62		

multipoint probe

			
Part No.	379868	Ref. No.	40.00.295 40.01.942 87.00.096
description	core temperature probe thermocouple K (NiCr-Ni) cable PTFE probe -40 up to +250°C cable -40 up to +250°C connection plug probe ø3x100mm thread M16 cable length 2.2m handle ø 10mm handle length 40mm		
For models:	SCC102, SCC201, SCC202		

multipoint probe

			
Part No.	379871	Ref. No.	40.02.100 40.02.100P 40.02.101
description	core temperature probe thermocouple K (NiCr-Ni) cable PTFE probe -40 up to +250°C cable -40 up to +250°C connection plug probe ø3x100mm thread M16 cable length 2.2m handle ø 10mm handle length 40mm		
For models:	SCC201, SCC202		



accessories

screw connections



1

Part No.	550366	Ref. No.	3014.0163
description	screw for thermocouple		
For models:	CCC101, CCC102, CCC201, CCC202, CCC61, CCD101, CCD201, CCD61, CCM101, CCM102, CCM201, CCM202, CCM61, CD101, CD102, CD201, CD202, CD61, CM101, CM102, CM201, CM202, CM61, CM62, CPC101, CPC102, CPC201, CPC202, CPC61, SCC101, SCC102, SCC201, SCC202, SCC61, SCC62		

accessories for	550366	Part No.	550365	Ref. No.	3014.0162
	gasket for thermocouple				

miscellaneous




1

Part No.	550365	Ref. No.	3014.0162
description	gasket for thermocouple		
For models:	CCC101, CCC102, CCC201, CCC202, CCC61, CCD101, CCD201, CCD61, CCM101, CCM102, CCM201, CCM202, CCM61, CD101, CD102, CD201, CD202, CD61, CM101, CM102, CM201, CM202, CM61, CM62, CPC101, CPC102, CPC201, CPC202, CPC61, SCC101, SCC102, SCC201, SCC202, SCC61, SCC62		

electronics

electronics accessories



1

Part No.	901571	Ref. No.	5110.1029
description	gasket for control panel H 1mm D1 ø 18mm D2 ø 3mm silicone Qty 5 pcs		
For models:	CCD101, CCD102, CCD61, CCM101, CCM102, CCM61, CM101, CM102, CM201, CM202, CM61, CM62, CPC201, SCC101, SCC102, SCC201, SCC202, SCC61, SCC62		


EPROMS



1

Part No.	403018	Ref. No.	3040.0311
description	EPROM type CPC CODE XS5.065		
For models:	CPC101, CPC102, CPC201, CPC202, CPC61		

PCBs



1

Part No.	400084	Ref. No.	3040.2050
description	control PCB		
For models:	CCM101, CCM102, CCM201, CCM202, CCM61		




1

Part No.	400100	Ref. No.	3040.2040
description	control PCB		
For models:	CCC101, CCC102, CCC201, CCC202, CCC61		




1

Part No.	402920	Ref. No.	3040.3041
description	control PCB combi-steamer CD 101/CM 101 suitable for RATIONAL		
For models:	CD101, CD102, CD201, CD202, CD61, CM101, CM102, CM201, CM202, CM61, CPC101, CPC102, CPC201, CPC202, CPC61		


1

Part No.	400098	Ref. No.	3040.0276 3040.3000 3040.3001 3040.3001ET
description	control PCB combi-steamer CD 101/CM 101 without EPROM		
For models:	CD101, CM101, CM102, CM201, CM202, CM61, CPC101, CPC102, CPC201, CPC202, CPC61		




1

Part No.	402827	Ref. No.	42.00.047 42.00.047P 42.00.048
description	control PCB combi-steamer CM101 L 372mm W 120mm type RAL115ET		
For models:	CM101, CM102, CM201, CM202, CM61, CM62		




1

Part No.	400103	Ref. No.	3040.3020
description	control PCB combi-steamer CM 61-202 L 460mm W 154mm 61-202		
For models:	CM201, CM202, CPC101, CPC102, CPC201, CPC202, CPC61		




1

Part No.	403319	Ref. No.	3040.3210
description	control PCB combi-steamer CPC-Linie CM 61-202/G model since 10/1997		
For models:	CM101, CM102, CM201, CM202, CM61, CPC201		




1

Part No.	400099	Ref. No.	3040.3010
description	control PCB combi-steamer CM101		
For models:	CM101, CM102, CM201, CM202, CM61		




1

Part No.	401475	Ref. No.	42.00.002 42.00.002P
description	control PCB combi-steamer SCC Line		
For models:	SCC101, SCC102, SCC201, SCC202, SCC61, SCC62		
accessories for	401475		
	Part No.	Ref. No.	4001.0224
	fine fuse size ø6.3x32mm 6.3A slow-acting rated 250V Qty 10 pcs		



1


Part No.	400107	Ref. No.	3040.2030
description	control PCB combi-steamer CM101 edition CM v. 4.91-97		
For models:	CM101, CM201		





1


Part No.	403796	Ref. No.	42.00.090P 42.00.161 42.00.269P
description	control PCB for combi-steamer CM_P 61-202 suitable for RATIONAL model Sicotronic		





			
1			
Part No.	403797	Ref. No.	42.00.080P 42.00.160 4200080
description	control PCB for combi-steamer SCC_WE, CM_P 61-202 model Sicotronic		


			
1			
Part No.	400109	Ref. No.	3040.0110
description	control PCB regulation and control electronics		
For models:	CM101, CM201		


			
1			
Part No.	403889	Ref. No.	42.00.112P 4200112
description	display for combi-steamer SCC_WE 61-202 complete incl. control		


			
1			
Part No.	401490	Ref. No.	3040.0152
description	keypad PCB		
For models:	CM101, CM201		

			
1			
Part No.	401938	Ref. No.	3040.2051
description	keypad PCB		

			
1			
Part No.	400129	Ref. No.	3002.0407 3016.1200 3016.1201 3016.1202 8424.1202 8720.1501
description	level relay		
For models:	CD101, CD20, CD201, CM101, CM201		


			
1			
Part No.	400111	Ref. No.	3002.0400 3002.0408 3040.2060 3040.2061 3040.3100 3040.3100ET
description	PCB		
For models:	CCD101, CCD102, CCD201, CCD202, CCD61, CD101, CD102, CD20, CD201, CD202, CD61, CM101, CM201		

			
1			
Part No.	401483	Ref. No.	3035.0601
description	PCB		
For models:	CD101, CD20, CD201		


1

Part No.	401493	Ref. No.	3040.0121
description	PCB		
For models:	CM101, CM201, CM62		




1

Part No.	401662	Ref. No.	42.00.004 42.00.004P 87.00.139
description	PCB combi-steamer CM101 conversion kit		
For models:	CM101, CM102, CM201, CM202, CM61, CM62		




1

Part No.	401479	Ref. No.	3017.1000 3017.1001 3040.2602 3040.2604 8680.1018 8720.1293
description	PCB combi-steamer		
For models:	CCC101, CCC102, CCC201, CCC202, CCC61, CCM101, CCM102, CCM201, CCM202, CCM61, CPC201		




1

Part No.	400110	Ref. No.	3002.0400 3002.0408 3040.2060 3040.2061 3040.3100 3040.3100ET
description	PCB combi-steamer level control		




1

Part No.	400077	Ref. No.	3035.0660
description	PCB combi-steamer CCD 101/201 core temperature		
For models:	CCD101, CCD102, CCD201, CCD202, CCD61		




1

Part No.	400033	Ref. No.	3037.0218 3037.0219
description	PCB for gas valve 240V 28V		
For models:	CM101, CM201, CM62		



1

Part No.	401487	Ref. No.	3040.3040 3040.3040P
description	PCB combi-steamer CD 101/CM 101 with axial flow fan for fan motor		
For models:	CD101, CD102, CD201, CD202, CD61, CM101, CM102, CM201, CM202, CM61, CPC101, CPC102, CPC201, CPC202, CPC61		



1

Part No.	401629	Ref. No.	40.00.049 40.00.049P 42.00.045 42.00.064P	
description	relay shroud I/O-board SCC Line			
For models:	SCC101, SCC102, SCC201, SCC202, SCC61, SCC62			
accessories for	401629			
	Part No.	358786	Ref. No.	—
	fine fuse size ø6.3x32mm 2A slow-acting rated 250V Qty 10 pcs			



central units



1

Part No.	401013	Ref. No.	3031.0200 3031.0201 3031.0204
description	motor break electronic 50/60Hz for RATIONAL breaking duration 4s type ETBO 10 (AC3/380V) 0.5kW		
For models:	CD20		

keypads

front foils



1


Part No.	403795	Ref. No.	16.00.555
description	front foil for combi-steamer SCC Line L 540mm W 175mm		

1



Part No.	401012	Ref. No.	2049.0823
description	keypad foil		
For models:	CM20-3NAC380V50Hz, CM20-3NAC400V50Hz		

membrane keypads



1

Part No.	403781	Ref. No.	42.00.067 42.00.067S
description	membrane keypad for combi-steamer SCC Line L 230mm W 124mm		

solenoid valves



solenoid valves (water)

ELBI

straight





1

Part No.	373021	Ref. No.	3002.0300 3002.0330 3002.0330ET	
description	solenoid valve double straight 230VAC inlet 3/4" outlet 11.5mm output 1x 4.7l/min DN10 ELBI			
For models:	CC101, CC201, CC6, CCC101, CCC102, CCC201, CCC202, CCC61, CCD101, CCD102, CCM101, CCM102, CCM201, CCM202, CCM61, CD101, CD20, CD201, CM101, CM102, CM201, CM202, CM61, CPC101, CPC102, CPC201, CPC202, CPC61			
spare parts for	373021			
	Part No.	370467	Ref. No.	—
	solenoid valve filter suitable for ELBI			
	Part No.	371263	Ref. No.	—
	reducer ELBI type EATON (INVENSYS) flow rate 4.7l/min pressure range 0 up to 10bar tolerance ±15/25% grey			




1

Part No.	373017	Ref. No.	3002.0200 3002.0331 3002.0331ET	
description	solenoid valve single straight 230VAC inlet 3/4" outlet 11.5mm DN10 ELBI			
For models:	CCC101, CCC102, CCC201, CCC202, CCC61, CCD101, CCD102, CCD201, CCD202, CCD61, CCM101, CCM102, CCM201, CCM202, CCM61, CD101, CD102, CD201, CD202, CD61, CM101, CM102, CM201, CM202, CM61, CPC101, CPC102, CPC201, CPC202, CPC61			
spare parts for	373017			
	Part No.	370467	Ref. No.	—
	solenoid valve filter suitable for ELBI			


1

Part No.	370852	Ref. No.	50.00.139
description	solenoid valve single straight 230VAC inlet 3/4" outlet 11.5mm DN10		
For models:	CM101, CM102, CM201, CM202, CM61, CM62, SCC101, SCC102, SCC201, SCC202, SCC61, SCC62		



1

Part No.	370853	Ref. No.	50.01.146
description	solenoid valve single straight 230VAC inlet 3/4" outlet 11.5mm input 10l/min 10 flow regulating valve inlet white		
For models:	SCC101, SCC102, SCC201, SCC202, SCC61, SCC62		




1

Part No.	370851	Ref. No.	50.00.138
description	solenoid valve double straight 230VAC inlet 3/4" outlet 11.5mm DN10		
For models:	SCC101, SCC102, SCC201, SCC202, SCC61, SCC62		

spare parts and accessories

solenoid coils




1

Part No.	371016	Ref. No.	3002.0321
description	solenoid coil ELBI 230VAC 50/60Hz pressure range 0 up to 10bar coil type EATON (INVENSYS) tolerance ±15%		











MÜLLER

medium temperature: 90°C
duty cycle: 100%












with cable connection










1

Part No.	370065	Ref. No.	3002.0327
description	solenoid valve double straight 230VAC inlet 3/4" outlet 11.5mm DN10 t.max. 90°C duty cycle 100% MÜLLER cable length 2000mm		
For models:	CC101, CC6, CM201		
spare parts for	370065		
	Part No.	370195	Ref. No. 3002.0314
	solenoid valve body double straight inlet 3/4" outlet 11.5mm DN10 t.max. 90°C duty cycle 100% MÜLLER 230V		
	Part No.	371002	Ref. No. —
	solenoid valve holder MÜLLER flange support		
	Part No.	371009	Ref. No. 3002.0326
	compression spring for solenoid coil		
	Part No.	371010	Ref. No. 3002.0324 3002.0325 3002.0329
	solenoid coil 230VAC connection with cable cable length 2000mm		
	Part No.	371011	Ref. No. —
	spare parts kit membrane with long star star hight 8mm MÜLLER		
	Part No.	371122	Ref. No. —
	solenoid valve filter ø 19mm H 10mm suitable for MÜLLER		
	Part No.	501161	Ref. No. —
	tap head for solenoid valve holder for solenoid coils		
accessories for	370065		
	Part No.	371017	Ref. No. —
	solenoid coil MÜLLER 230VAC connection male faston 6.3mm		
	Part No.	371037	Ref. No. —
	solenoid coil 24VAC 50/60Hz connection male faston 6.3mm		
	Part No.	371038	Ref. No. —
	solenoid coil 230VAC connection appliance plug		




			
1			
Part No.	370368	Ref. No.	3002.0305
description	solenoid valve single straight 230VAC inlet 3/4" outlet 11.5mm DN10 t.max. 90°C duty cycle 100% MÜLLER cable length 2000mm		
spare parts for	370368		
	Part No.	370133	Ref. No. 3002.0301
	solenoid valve body single straight inlet 3/4" outlet 11.5mm DN10 t.max. 90°C duty cycle 100% MÜLLER 230V		
	Part No.	371002	Ref. No. —
	solenoid valve holder MÜLLER flange support		
	Part No.	371009	Ref. No. 3002.0326
	compression spring for solenoid coil		
	Part No.	371010	Ref. No. 3002.0324 3002.0325 3002.0329
	solenoid coil 230VAC connection with cable cable length 2000mm		
	Part No.	371011	Ref. No. —
	spare parts kit membrane with long star star height 8mm MÜLLER		
	Part No.	371122	Ref. No. —
	solenoid valve filter ø 19mm H 10mm suitable for MÜLLER		
	Part No.	501161	Ref. No. —
	tap head for solenoid valve holder for solenoid coils		
accessories for	370368		
	Part No.	371017	Ref. No. —
	solenoid coil MÜLLER 230VAC connection male faston 6.3mm		
	Part No.	371037	Ref. No. —
	solenoid coil 24VAC 50/60Hz connection male faston 6.3mm		
	Part No.	371038	Ref. No. —
	solenoid coil 230VAC connection appliance plug		


			
1			
Part No.	370006	Ref. No.	3002.0328
description	solenoid valve triple straight 230VAC inlet 3/4" outlet 12.5mm DN10 t.max. 90°C duty cycle 100% MÜLLER cable length 2000mm		
spare parts for	370006		
	Part No.	370132	Ref. No. 3002.0315
	solenoid valve body triple straight inlet 3/4" outlet 11.5mm DN10 t.max. 90°C duty cycle 100% MÜLLER 230V		
	Part No.	371002	Ref. No. —
	solenoid valve holder MÜLLER flange support		
	Part No.	371009	Ref. No. 3002.0326
	compression spring for solenoid coil		


spare parts for	370006		
	Part No.	371010	Ref. No. 3002.0324 3002.0325 3002.0329
	solenoid coil 230VAC connection with cable cable length 2000mm		
	Part No.	371011	Ref. No. —
	spare parts kit membrane with long star star height 8mm MÜLLER		
	Part No.	371122	Ref. No. —
	solenoid valve filter ø 19mm H 10mm suitable for MÜLLER		
	Part No.	501161	Ref. No. —
	tap head for solenoid valve holder for solenoid coils		
accessories for	370006		
	Part No.	371017	Ref. No. —
	solenoid coil MÜLLER 230VAC connection male faston 6.3mm		
	Part No.	371037	Ref. No. —
	solenoid coil 24VAC 50/60Hz connection male faston 6.3mm		
	Part No.	371038	Ref. No. —
	solenoid coil 230VAC connection appliance plug		

spare parts and accessories

valve bodies


			
1			
Part No.	370195	Ref. No.	3002.0314
description	solenoid valve body double straight inlet 3/4" outlet 11.5mm DN10 t.max. 90°C duty cycle 100% MÜLLER 230V		
For models:	CC101, CC201, CC6, CD20, CM101, CM201		


			
1			
Part No.	370133	Ref. No.	3002.0301
description	solenoid valve body single straight inlet 3/4" outlet 11.5mm DN10 t.max. 90°C duty cycle 100% MÜLLER 230V		
For models:	CD20, CM101		

			
1			
Part No.	370132	Ref. No.	3002.0315
description	solenoid valve body triple straight inlet 3/4" outlet 11.5mm DN10 t.max. 90°C duty cycle 100% MÜLLER 230V		
For models:	CM101		




solenoid coils


 <p>1</p>			
Part No.	371010	Ref. No.	3002.0324 3002.0325 3002.0329
description	solenoid coil 230VAC connection with cable cable length 2000mm		
For models:	CC101, CC201, CC6, CD20, CM101, CM201		

 <p>1</p>			
Part No.	370372	Ref. No.	3002.0311
description	solenoid valve triple straight 230VAC inlet 3/4" outlet 11.5mm DN10 EATON (INVENSYS) cable length 2000mm		
For models:	CD101, CD20, CD201, CM101, CM201		

miscellaneous

 <p>1</p>			
Part No.	371009	Ref. No.	3002.0326
description	compression spring for solenoid coil		

with coded terminal


 <p>1</p>			
Part No.	370840	Ref. No.	3002.0306 3002.0310 3002.0310ET
description	solenoid valve double straight 200-240VAC inlet 3/4" outlet 10.5 input 10l/min DN10 ROBERTSHAW		
For models:	CD101, CD61, CM101, CM102, CM201, CM202, CM61, CPC101, CPC102, CPC201, CPC202, CPC61		


ROBERTSHAW/INVENSYS


medium temperature: 90°C 90°C 60°C
 ambient temperature: 60°C 25°C 60°C
 duty cycle: 40% 100% 100%


solenoid valves with reducers


3-fold


 <p>1</p>			
Part No.	370672	Ref. No.	50.01.050 50.01.050S
description	solenoid valve triple straight 230VAC inlet 3/4" outlet 11.5mm 10 EATON (INVENSYS) plastic output C 5l/min flow regulating valve outlet C black		
For models:	SCC101, SCC102, SCC201, SCC202, SCC61, SCC62		

 <p>1</p>			
Part No.	370269	Ref. No.	3002.0300 3002.0330 3002.0330ET
description	solenoid valve double straight 230VAC inlet 3/4" outlet 11.5mm DN10 EATON (INVENSYS)		

 <p>1</p>			
Part No.	370371	Ref. No.	3002.0304
description	solenoid valve double straight 230VAC inlet 3/4" outlet 11.5mm DN10 EATON (INVENSYS) cable length 2000mm		
For models:	CC201, CD101, CD20, CD201, CM101, CM201, CM62		

 <p>1</p>			
Part No.	370268	Ref. No.	3002.0200 3002.0331 3002.0331ET 50.00.316
description	solenoid valve single straight 230VAC inlet 3/4" outlet 11.5mm DN10 EATON (INVENSYS)		
For models:	CM101, CM102, CM201, CM202, CM61, CM62		

 <p>1</p>			
Part No.	370370	Ref. No.	3002.0305
description	solenoid valve single straight 230VAC inlet 3/4" outlet 11.5mm DN10 EATON (INVENSYS) cable length 2000mm		
For models:	CD101, CD20, CD201, CM101, CM201		



 <p>1</p>			
Part No.	370270	Ref. No.	3002.0340 3002.0343ET
description	solenoid valve single straight 230VAC inlet 3/8" outlet 3/8" DN10 Invensys		
For models:	CM102, CPC102, CPC201, CPC202		



drain valves



1

Part No.	401889	Ref. No.	40.00.400 54.00.171 54.00.200 54.00.357 54.01.291 87.01.191
description	drain valve 12V single inlet 40mm outlet 40mm for combi-steamer		
For models:	SCC101, SCC102, SCC201, SCC202, SCC61, SCC62		
accessories for	401889		
	Part No.	532727	Ref. No. 10.00.512
	O-ring silicone thickness 3.5mm ID ø 26mm Qty 5 pcs for model SCC, CM		
	Part No.	532728	Ref. No. 10.00.511
	O-ring silicone thickness 3.5mm ID ø 46mm Qty 5 pcs for model SCC, CM		

Solenoid valve - accessories

filters



1

Part No.	371323	Ref. No.	1900.0202
description	solenoid valve filter ø 19.5mm H 10.5mm suitable for RATIONAL coarse		
For models:	CCC101, CCC102, CCC201, CCC202, CCC61, CCD101, CCD102, CCD201, CCD202, CCD61, CCM101, CCM102, CCM201, CCM202, CCM61, CD101, CD102, CD201, CD202, CD61, CM101, CM102, CM201, CM202, CM61, CM62, CPC101, CPC102, CPC201, CPC202, CPC61, SCC101, SCC102, SCC201, SCC202, SCC61, SCC62		



1

Part No.	699812	Ref. No.	50.00.086
description	locking plate for solenoid valve L 37mm W 29mm H 4mm		
For models:	CM101, CM102, CM201, CM202, CM61, CM62, SCC101, SCC102, SCC201, SCC202, SCC61, SCC62		

pressure switches

for gas equipment



1

Part No.	541108	Ref. No.	3017.1004
description	pressure control		
For models:	CM101, CM102, CM201, CM202, CM61, CPC101, CPC102, CPC201, CPC202, CPC61		



1

Part No.	541111	Ref. No.	3017.1003 3017.1006 3017.1010
description	pressure control pressure range adjustable 0.2- 3mbar pressure connection horizontal gas technology connection 6mm suitable for RATIONAL		
For models:	CM101, CM102, CM201, CM202, CM61, CPC101, CPC102, CPC201, CPC202, CPC61		

for combi-steamers



1

Part No.	345709	Ref. No.	3017.1011
description	pressure control ø 84mm pressure range 0-3mbar for humidity measuring connection 6mm p max 0.025bar pressure connection 6mm		
For models:	CD101, CPC101, CPC102, CPC201, CPC202, CPC61, SCC101, SCC102, SCC201, SCC202, SCC61, SCC62		



1

Part No.	345218	Ref. No.	3017.1002
description	pressure control pressure range 0-3mbar connection 6mm pressure connection 6mm		
For models:	CPC101, CPC102, CPC201, CPC202, CPC61		



1			
Part No.	541329	Ref. No.	2062.0356 3016.1418 3016.1441
description	pressure control pressure range 350/150mbar connection 8mm pressure connection 8mm		
For models:	CPC101, CPC102, CPC201, CPC202, CPC61		

electrodes

1			
Part No.	403805	Ref. No.	44.01.371 44.01.420 87.01.221
description	level electrode M15x1.5 probe L 12mm total length 325mm insulated probe length 114mm straight connection plug-in connection ø 1.5mm EPDM		

1			
Part No.	403298	Ref. No.	44.01.407 44.01.408 87.01.218
description	level electrode M15x1.5 total length 110mm probe L 85mm insulated probe length 75mm with extension connection coded plug ø 2mm suitable for RATIONAL		

1			
Part No.	403297	Ref. No.	44.00.514 87.01.219
description	level electrode M15x1.5 total length 190mm probe L 165mm insulated probe length 153mm with extension connection coded plug ø 2mm suitable for RATIONAL		
For models:	CM201, SCC201		

1			
Part No.	400163	Ref. No.	3002.0409
description	level electrode PG9 total length 100mm probe L 72/43/22mm insulated probe length 70/62/52mm with 3 probes connection grip connection		
For models:	CM101, CM102, CM201, CM202, CM61, CPC101, CPC102, CPC201, CPC202, CPC61		

1			
Part No.	403138	Ref. No.	87.01.220 87.01.253
description	level electrode PG9 total length 100mm probe L 85mm insulated probe length 70mm with connection cable connection coded plug		


1			
Part No.	400021	Ref. No.	3002.0401
description	level electrode PG9 total length 110mm probe L 70/47/24mm insulated probe length 62/38/16mm with 3 probes connection grip connection		
For models:	CC6, CD101, CD102, CD201, CD202, CD61, CM61, CPC61		


1						
Part No.	400022	Ref. No.	3002.0402			
description	level electrode PG9 total length 135mm probe L 89/59/28mm insulated probe length 80mm with 3 probes connection grip connection					
For models:	CC101, CC201, CCC101, CCC102, CCC201, CCC202, CCC61, CCD101, CCD102, CCD201, CCD202, CCD61, CCM101, CCM102, CCM201, CCM202, CCM61, CD101, CD102, CD20, CD201, CD202, CD61, CM101, CM102, CM201, CM202, CM61, CM62, CPC101, CPC102, CPC201, CPC202, CPC61, SCC101, SCC102, SCC201, SCC202, SCC61, SCC62					
accessories for	400022					
	<table border="1"> <tr> <td>Part No.</td> <td>379729</td> <td>Ref. No.</td> <td>40.00.205 40.01.542 40.02.383</td> </tr> </table>	Part No.	379729	Ref. No.	40.00.205 40.01.542 40.02.383	
Part No.	379729	Ref. No.	40.00.205 40.01.542 40.02.383			
	connection cable L 1230mm 4-pole for level electrode plug type coded					
	<table border="1"> <tr> <td>Part No.</td> <td>550574</td> <td>Ref. No.</td> <td>—</td> </tr> </table>	Part No.	550574	Ref. No.	—	
Part No.	550574	Ref. No.	—			
	nut thread PG9 H 3mm WS 28 nickel-plated brass Qty 1 pcs mounting ømm cable ømm					

1			
Part No.	401492	Ref. No.	44.00.253
description	level electrode probe L 85mm		
For models:	CM61, CM62, SCC61, SCC62		




			
1			
Part No.	401491	Ref. No.	3002.0404
description	level electrode probe L 95mm with 3 probes		
For models:	CM101, CM201, CM62		


			
1			
Part No.	403886	Ref. No.	44.01.417
description	level electrode screw mounting total length 380mm probe L 90mm		


			
1			
Part No.	403804	Ref. No.	44.00.287 44.01.371 87.01.221
description	level electrode with cable M15x1.5 probe L 12mm total length 325mm insulated probe length 114mm straight connection plug-in connection ø 1.5mm EPDM		
For models:	CM101, CM102, CM202, SCC101, SCC102, SCC202		

flow meters and flow sensors

flow sensors

			
1			
Part No.	403301	Ref. No.	44.00.670 87.00.655
description	flow sensor inlet ø 10mm outlet ø 10mm L 104mm connection coded plug cable length 1300mm flow rate 1-25l/min		
For models:	SCC101, SCC102, SCC201, SCC202, SCC61, SCC62		

			
1			
Part No.	402256	Ref. No.	3017.1050 44.00.211
description	flow sensor inlet ø 10mm outlet ø 10mm L 110mm flow rate 1-25l/min		
For models:	CPC101, CPC102, CPC201, CPC202, CPC61, SCC101, SCC102, SCC201, SCC202, SCC61, SCC62		

			
1			
Part No.	403302	Ref. No.	50.00.934 50.01.523 87.01.272
description	flow sensor inlet ø 3/4" ET outlet ø 3/4" IT L 78mm connection coded plug cable length 1300mm flow rate 1-25l/min		
For models:	SCC101, SCC102, SCC201, SCC202, SCC61, SCC62		


fans

axial fans


ebm-papst

			
1			
Part No.	601030 ₁	Ref. No.	40.03.425
description	axial fan L 119mm W 119mm H 38mm 230VAC 50Hz 18W bearing ball bearing manuf. no. 4656Z metal connection male faston 2.8mm ebm-papst fan wheel ø 110mm temp.-resist. 75°C		
accessories for	601030		
	Part No.	550898	Ref. No. —
	connecting cable cable length 2000mm connection F 2.8 connection distance 7.9mm for axial flow fan		
	Part No.	692497	Ref. No. —
	guard ø 105mm mounting distance 150mm for axial fan ebm-papst-mm		

with ball bearings

			
1			
Part No.	601309 ₁	Ref. No.	40.00.474
description	axial fan L 127mm W 127mm H 38mm 12VDC 21W bearing ball bearing manuf. no. DV5212N metal connection cable ebm-papst suitable for RATIONAL fan wheel ø 120mm temp.-resist. 65°C		
For models:	CM201, CM202, SCC201, SCC202		

with ball bearings

1

Part No.	601752	Ref. No.	40.02.899
description	axial fan L 127mm W 127mm H 38mm 12VDC 21W bearing ball bearing manuf. no. DV5212N plastic/metal connection cable 310mm ebm-papst fan wheel ø 120mm temp.-resist. 65°C SCC Line since 05/2008		
For models:	CM201, CM202, SCC201, SCC202		


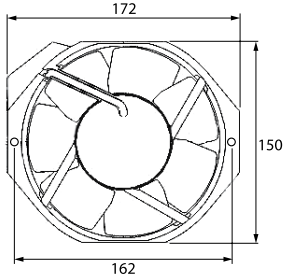
with ball bearings



1

Part No.	601712	Ref. No.	993160
description	axial fan L 120mm W 120mm H 38mm 12VDC 10W bearing ball bearing connection cable 320mm plastic ADDA fan wheel ø 110mm		


with ball bearings

1

Part No.	601113	Ref. No.	3101.1013
description	axial fan L 172mm W 150mm H 38mm 230VAC 50/60Hz 27/28W bearing ball bearing connection male faston 2.8mm manuf. no. 7056ES metal ebm-papst fan wheel ø 145mm temp.-resist. 55°C		
For models:	CM102, CM201, CM202, CPC102, CPC201, CPC202		

with ball bearings



1

Part No.	601670	Ref. No.	3101.1018
description	axial fan L 80mm W 80mm H 25mm 12VDC 1.8W bearing ball bearing connection cable 300mm fan wheel ø 75mm		
For models:	CD101, CD102, CD201, CD202, CD61, CM101, CM102, CM201, CM202, CM61, CPC101, CPC102, CPC201, CPC202, CPC61		

with ball bearings

import




1

Part No.	601080	Ref. No.	3101.1008
description	axial fan L 119mm W 119mm H 38mm 230VAC 50/60Hz 23/20W bearing ball bearing connection male faston 2.8mm metal ADDA fan wheel ø 110mm temp.-resist. 70°C		
For models:	CC101, CC201, CC6, CCC101, CCC102, CCC61, CCD101, CCD102, CCD61, CCM101, CCM102, CCM61, CD101, CD102, CD201, CD202, CD61, CM101, CM102, CM201, CM202, CM61, CM62, CPC101, CPC102, CPC201, CPC202, CPC61, SCC101, SCC102, SCC202, SCC61, SCC62		
accessories for	601080		
	Part No.	550898	Ref. No. —
	connecting cable cable length 2000mm connection F 2.8 connection distance 7.9mm for axial flow fan		
	Part No.	692519	Ref. No. —
	guard L 120mm W 120mm plastic		

with ball bearings

accessories

fan guards



1

Part No.	602141	Ref. No.	8455.1393
description	guard with filter for axial flow fan L 126mm W 126mm H 13.5mm mounting distance 115mm suitable for ebm-papst		
For models:	CM102, CM201, CM202, CPC102, CPC201, CPC202		



converters



Part No.	381451	Ref. No.	40.03.257
description	converter ebm-papst type AC 4400HT 100-240V for combi-steamer SCC_WE, CM_P		

cross flow fans

COPREL

with standard coil



Part No.	601036	Ref. No.	3101.1004
description	cross flow fan TFL 120/15 HT roller ø 60mm roller length 120mm laminated core thickness 15mm motor position left 230V/50Hz 18W universal bearing silicone connection male faston 6.3mm airflow 101m ³ /h -30 up to +100°C 230V 50Hz		
For models:	CCC201, CCC202, CCD201, CCD202, CCM201, CCM202		

hot air motors

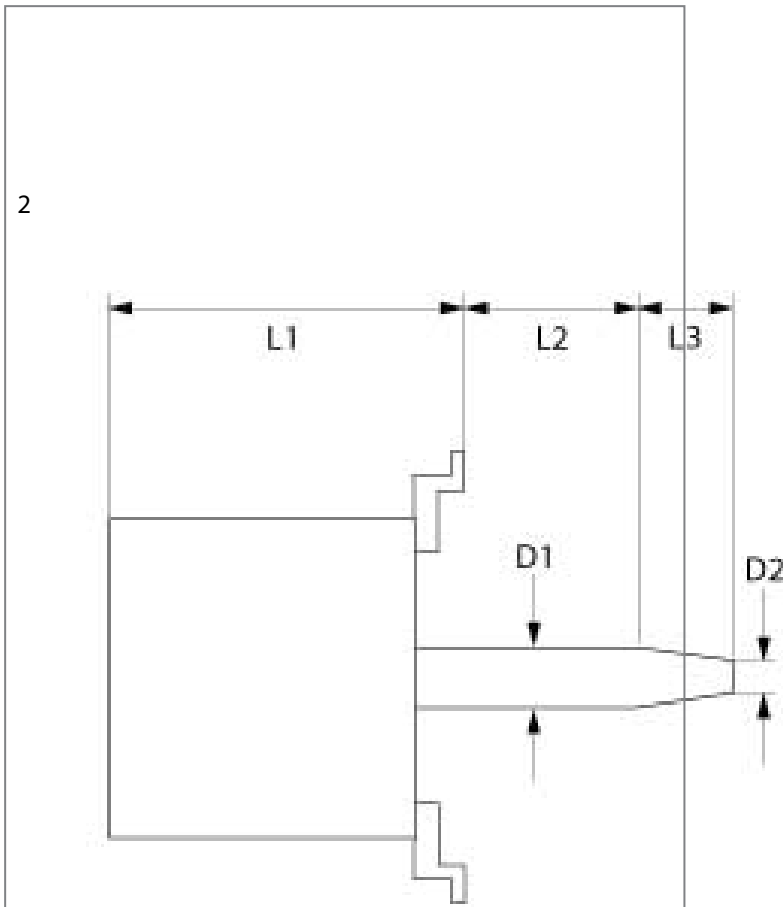


Part No.	510588	Ref. No.	2016.0875
description	counterflange for fan motor ED ø 60mm int. ø 132mm int. ø 226mm thickness 3mm steel		
For models:	CCC102, CCC202, CCD102, CCD202, CCM102, CCM202		



Part No.	697780	Ref. No.	22.00.083
description	engine shaft gasket plastic for fan ID ø 15mm ED ø 29.5mm thickness 4.5mm		
For models:	CM101, CM102, CM201, CM202, CM61, CM62, SCC101, SCC102, SCC201, SCC202, SCC61, SCC62		

Part No.	601319	Ref. No.	3100.1036
description	fan motor		
For models:	CM102, CPC102, CPC202		




Part No.	601321	Ref. No.	3100.1064
description	fan motor		
For models:	CM102, CPC102, CPC202		





Part No.	601301	Ref. No.	40.00.274 40.00.274P 40.00.275 40.00.275P
description	fan motor 100-240V 1 phase 50/60Hz 0.45kW 2000rpm speeds 1 L1 160mm L2mm L3mm L4mm M8R IT fan wheel ø 130mm type M3G084-FA22-16		
For models:	CM101, CM102, CM201, CM202, CM61, CM62, SCC101, SCC102, SCC201, SCC202, SCC61, SCC62		
accessories for	601301		
	Part No.	511685	Ref. No. 87.00.564
	shaft seal kit ID ø 15mm ED ø 27mm shaft seal flange mounting gauge with mountign material		

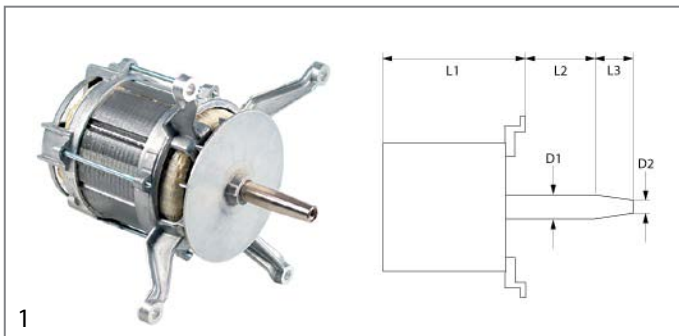
Table continues overleaf




accessories for	601301		
	Part No.	601327	Ref. No. 22.00.192 22.00.192S
	fan wheel D1 ø 340mm H1 135mm blades 9 D2 ø 13mm D3 ø 16mm H2 38mm		



1	Part No.	602128	Ref. No.	40.03.378 40.03.378P
	description	fan motor 100-240V 50/60Hz 0.55kW 1800rpm L1 162mm L2 52mm L3 14mm with engine shaft gasket type SCC_WE, CM_P 61-202		
	spare parts for	602128		
	Part No.	551347	Ref. No.	87.01.188
	gasket set SCC_WE, CM_P 61-202			
	Part No.	551348	Ref. No.	20.01.755P
	insulation SCC_WE, CM_P 61-202 L 248mm bore ø 30mm W 193mm H 15mm			




1	Part No.	500158	Ref. No.	3100.1002
	description	fan motor 200-240/346-415V 3 phase 50/60Hz 0.4kW 1400/1700rpm speeds 1 L1 160mm L2 30mm L3 35mm M10R IT 2.0/1.15A power input 560W at 50Hz 200-240/346-415V at 60Hz 200-277/346-480V at 50Hz 1400rpm at 60Hz 1700rpm type L7Cw4D-226 no. WN D1 ø 17mm D2 ø 13mm		
	For models:	CCD101, CCD201, CCD61		





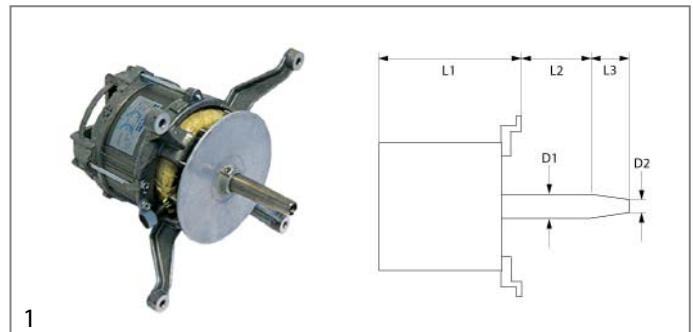
1	Part No.	601313	Ref. No.	3100.1007
	description	fan motor 200-240/346-415V 3 phase 50/60Hz 1kW 1400/1700rpm speeds 1 L1 220mm L2 35mm L3 50mm M14R IT 4.5/2.6A power input 1320W at 50Hz 200-240/346-415V at 60Hz 200-277/346-480V at 50Hz 1400rpm at 60Hz 1700rpm type L9FGw4D-227 no. T5 D1 ø 25mm D2 ø 20mm		
	For models:	CCD102, CCD202		




1	Part No.	602130	Ref. No.	3100.1033
	description	fan motor 200-240V 50/60Hz 0,45/0,7kW 1450/1720rpm L1 150mm L2 34mm L3 36mm D1 ø 17mm D2 ø 14.5mm CPC-L.CD/CM/61/109/201		
	For models:	CD101, CD201, CD61, CM101, CM201, CM61		
	spare parts for	602130		
	Part No.	551350	Ref. No.	8720.1613
	gasket set for motor CPC, CM, CD			



1	Part No.	602126	Ref. No.	40.03.513P 4003513
	description	fan motor 200-240V 50/60Hz 0.75kW 1820rpm L1 160mm L2 49mm L3 16mm 3.75A for fan wheel ø 15mm		
	spare parts for	602126		
	Part No.	551347	Ref. No.	87.01.188
	gasket set SCC_WE, CM_P 61-202			
	Part No.	551348	Ref. No.	20.01.755P
	insulation SCC_WE, CM_P 61-202 L 248mm bore ø 30mm W 193mm H 15mm			




1	Part No.	500100	Ref. No.	3001.0400 3001.0426
	description	fan motor 220-240/380-415V 3 phase 50/60Hz 0.25kW 1400rpm speeds 1 L1 150mm L2 32mm L3 40mm M10R IT at 50Hz 1400rpm at 60Hz 1700rpm type L7Aw4D-099 no. X3 D1 ø 17mm D2 ø 13mm mounting distance 180mm		
	For models:	CC101, CC201, CC6, CD101, CD20, CD201, CM101, CM201		


1

Part No.	500105	Ref. No.	3001.0405 3001.0419 3001.0428
description	fan motor 220-240/380-415V 3 phase 50Hz 0.37kW 1400rpm speeds 1 L1 182mm L2 26mm L3 50mm ϕ 125mm M14R IT 2.85/1.65A power input 580W Cos(fi) 0.55 at 50Hz 1400rpm no. R7 D1 ϕ 25mm D2 ϕ 20mm		




1

Part No.	500167	Ref. No.	3100.1021
description	fan motor 220-240/380-415V 3 phase 50Hz 0.45kW 1400rpm speeds 1 L1 150mm L2 24mm L3 35mm M10R IT 1.1/1.9A power input 650W at 50Hz 1400rpm type L9Cw4D1-304 no. X7 D1 ϕ 17mm D2 ϕ 13mm		
For models:	CD101, CD201, CD202, CD61, CM101, CM201, CM61, CPC61		




1

Part No.	500169	Ref. No.	3100.1023
description	fan motor 220-240/380-415V 3 phase 50Hz 1kW 1400rpm speeds 1 L1 190mm L2 41mm L3 37mm M10R IT 4.0/2.3A power input 1250W at 50Hz 1400rpm type L9FGw4D-395 no. X1 D1 ϕ 17mm D2 ϕ 13mm		
For models:	CD101, CD102, CD201, CD202, CD61, CM101, CM102, CM201, CM202, CM61		




1

Part No.	601310	Ref. No.	3001.0423 3001.0424 3001.0433 3001.0434 3001.0441
description	fan motor 220-240V 1 phase 50/60Hz 0.16kW 1420/1720rpm speeds 1 L1 140mm L2 40mm L3 37mm M10R IT 1.3A suitable capacitor 16 μ F/280V power input 260W Cos(fi) 0.96 at 50Hz 1420rpm at 60Hz 1720rpm type L7zAw4D-199 no. W5 D1 ϕ 17mm D2 ϕ 13mm		
For models:	CM101, CM201, CM62		



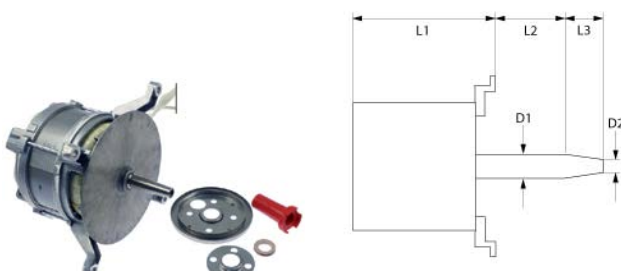
1

Part No.	601320	Ref. No.	3100.1069
description	fan motor 220-240V 3 phase 50Hz 1kW 1400rpm speeds 1 L1 220mm L2 30mm L3 50mm 4.0/2.3A power input 1250W at 50Hz 1400rpm type L9FGw4D-395 no. WN D1 ϕ 25mm D2 ϕ 20mm		
For models:	CD102, CD202, CM102, CM202		




1

Part No.	601318	Ref. No.	3100.1024 3100.1044
description	fan motor 230-240V 1 phase 50Hz 0.450/0.615kW 1440rpm speeds 1 L1 150mm L2 34mm L3 35mm M10x1.5 3.1A type L9Fw4D-397 no. CO D1 ϕ 17mm D2 ϕ 13mm		
For models:	CD61, CM101, CM201, CM61, CPC101, CPC201, CPC61		


1

Part No.	601815	Ref. No.	3100.1061
description	fan motor 230-240V 1 phase 50Hz 0.450/0.615kW 1440rpm speeds 1 L1 150mm L2 34mm L3 35mm ø 125mm M10x1.5 3.1A type L9F-w4D-397 no. CO D1 ø 17mm D2 ø 13mm kit		
For models:	CD61, CM101, CM201, CM61, CPC101, CPC201, CPC61		




1

Part No.	601704	Ref. No.	3100.1041 3100.1062
description	fan motor 240V 3 phase 60Hz 0.7kW 1720rpm speeds 1 L1 152mm L2 31mm L3 35mm M10L 3A D1 ø 17mm D2 ø 13.5mm		
For models:	CM101, CM201, CM61, CPC101, CPC201, CPC61		




1

Part No.	601300	Ref. No.	3100.1080 3100.1083
description	fan motor 240V 3 phase 60Hz 0.68kW 1730rpm speeds 1 L1 145mm L2 24mm L3 34mm M10R IT 2.9A number of pole pairs 2 power input 870W at 60Hz 1730rpm Y type L9DFw4D-518 no. X6 D1 ø 17mm D2 ø 13mm		
For models:	CD101, CD201, CD61, CM101, CM201, CM61, CPC101, CPC201, CPC61		





1

Part No.	500159	Ref. No.	3100.1000
description	fan motor 380-415/380-460V 3 phase 50Hz 0.04/0.37kW 710/1350rpm speeds 2 L1 170mm L2 30mm L3 35mm M10R IT 0.3/0.85A power input 100/550W at 50Hz 380-415V at 60Hz 380-460V at 50Hz 710/1350rpm at 60Hz 850/1680rpm Y/YY type L7rw84D-208 no. WN D1 ø 17mm D2 ø 13mm		
For models:	CCC101, CCC201, CCC61, CCM101, CCM201, CCM61		





1

Part No.	601308	Ref. No.	3100.1081 3100.1084
description	fan motor 240V 3 phase 60Hz 0.68kW 1730rpm speeds 1 L1 155mm L2 47mm L3 35mm M10R IT 2.9A power input 870W at 60Hz 1730rpm type L9DFw4D-519 no. W8 D1 ø 17mm D2 ø 13mm		
For models:	CD102, CD202, CM102, CM202, CPC102, CPC202		
accessories for	601308		
	Part No.	510573	Ref. No. 5001.0207
	shaft seal ID ø 17mm ED ø 29mm thickness 4.5mm		





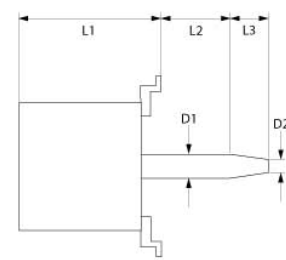
1

Part No.	500162	Ref. No.	3100.1020
description	fan motor 380-415V 3 phase 50Hz 0.08/0.45kW 700/1400rpm speeds 2 L1 147mm L2 35mm L3 35mm ø 125mm M10R IT 0.4/1.15A at 50Hz 700/1400rpm Y/YY type L9xw84D-393 no. V2 D1 ø 17mm D2 ø 13mm		
For models:	CPC101, CPC201, CPC61		
spare parts for	500162		
	Part No.	601730	Ref. No. 3001.0803 3001.0804
	fan wheel for motor cooling ED ø 180mm H 20mm ID ø 20mm		


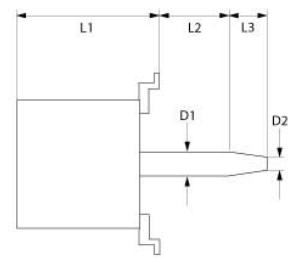
1

Part No.	602129	Ref. No.	3100.1049
description	fan motor 380-415V 3 phase 50Hz 0.08/0.45kW 700/1400rpm speeds 2 L1 147mm L2 35mm L3 35mm ϕ 125mm M10R IT 0.4/1.15A at 50Hz 700/1400rpm Y/YY type L9zw84D-393 no. V2 D1 ϕ 17mm D2 ϕ 13mm		
For models:	CM201, CPC101, CPC201, CPC61		
spare parts for	602129		
	Part No.	Ref. No.	8720.1613
	gasket set for motor CPC, CM, CD		


1

Part No.	601314	Ref. No.	3100.1001
description	fan motor 380-415V 3 phase 50Hz 0.12/0.9kW 700/1380rpm speeds 2 L1 230mm L2 35mm L3 50mm 0.9/2.1A power input 240/1200W at 50Hz 700/1380rpm type L9zw84D-212 no. X2 D1 ϕ 25mm D2 ϕ 20mm		
For models:	CCC102, CCC202, CCM102, CCM202		


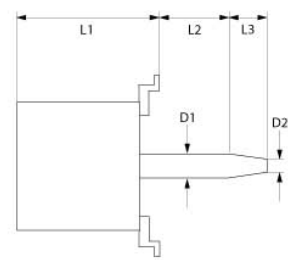
1

Part No.	601299	Ref. No.	3100.1068
description	fan motor 380-415V 3 phase 50Hz 0.12/0.9kW 700/1380rpm speeds 2 L1 205mm L2 40mm L3 35mm M10R IT 0.9/2.1A power input 240/1200W at 50Hz 700/1380rpm type L9zw84D-394 no. X4 D1 ϕ 17mm D2 ϕ 13mm		
For models:	CPC102, CPC202		




1

Part No.	602127	Ref. No.	40.00.276 40.00.276P
description	fan motor 400/480V 50/60Hz 0.85kW 2500rpm L1 165mm L2 37.5mm L3 36mm with engine shaft gasket type SCC Line		
For models:	CM101, CM102, CM201, CM202, CM61, CM62, SCC101, SCC102, SCC201, SCC202, SCC61, SCC62		
spare parts for	602127		
	Part No.	Ref. No.	87.00.562
	gasket set SCC, CM61-202 since 06/2007		





1

Part No.	500168	Ref. No.	3100.1022
description	fan motor 380-415V 3 phase 50Hz 0.12/0.9kW 700/1380rpm speeds 2 L1 205mm L2 47mm L3 35mm 0.9/2.1A power input 240/1200W at 50Hz 700/1380rpm type L9zw84D-394 no. X6 D1 ϕ 13mm D2 ϕ 13mm L4 17mm		
For models:	CPC102, CPC202		




1

Part No.	602139	Ref. No.	3001.0436 30010403
description	fan motor 440-480V 3 phase 60Hz 0.37kW 1600rpm L1 185mm L2 26mm L3 50mm type L9Cw4D-157 D1 ϕ 25mm D2 ϕ 20mm		
For models:	CD20		
accessories for	602139		
	Part No.	Ref. No.	5001.0211
	shaft sealing type 20 for fan motor		



1

Part No.	601312	Ref. No.	2012.0510
description	fan wheel		
For models:	CD20		



2

Part No.	601316	Ref. No.	2012.0502
description	fan wheel		
For models:	CCC101, CCC61, CCD101, CCD61, CCM101, CCM61		

1

Part No.	601317	Ref. No.	2012.0504
description	fan wheel		
For models:	CCC102, CCD102, CCM102		



1

Part No.	601326	Ref. No.	2012.0514
description	fan wheel		
For models:	CD102, CD202, CM102, CM202, CPC102, CPC202		



1

Part No.	601049	Ref. No.	2012.0602
description	fan wheel D1 ø 280mm H1 125mm blades 12 D2 ø 11mm D3 ø 16mm H2 37mm		
For models:	CC6		



1

Part No.	601327	Ref. No.	22.00.192 22.00.192S
description	fan wheel D1 ø 340mm H1 135mm blades 9 D2 ø 13mm D3 ø 16mm H2 38mm		
For models:	CM102, CM202, CM62, SCC102, SCC202, SCC62		



1

Part No.	601306	Ref. No.	22.00.188
description	fan wheel D1 ø 340mm H1 95mm blades 9 D2 ø 13mm D3 ø 16mm H2 37mm		
For models:	CM101, CM201, CM61, SCC101, SCC201, SCC61		



1

Part No.	601315	Ref. No.	2012.0900
description	fan wheel D1 ø 350mm H1 125mm blades 12 D2 ø 12mm D3 ø 16mm H2 36mm		
For models:	CCC101, CCC201, CCC61, CCD101, CCD201, CCD61, CCM101, CCM201, CCM61		



1

Part No.	601323	Ref. No.	2012.0512
description	fan wheel D1 ø 350mm H1 135mm blades 12 D2 ø 13mm D3 ø 16mm H2 45mm		
For models:	CD101, CD201, CD61, CM101, CM201, CM202, CM61, CPC101, CPC201, CPC61		



1

Part No.	601311	Ref. No.	2012.0500
description	fan wheel D1 ø 350mm H1 125mm blades 12 D2 ø 13mm D3 ø 16.5mm H2 37mm		
For models:	CC101, CC201, CD101, CD20, CD201, CM101, CM201		



1

Part No.	602137	Ref. No.	2012.0901
description	fan wheel D1 ø 450mm D2 ø 23mm D3 ø 19.5mm H1 156mm blades 12 H2 23.5mm for C-Linie 202		
For models:	CCC202, CCD202, CCM202		



1

Part No.	601322	Ref. No.	2012.0507
description	fan wheel D1 ø 350mm H1 125mm blades 12 D2 ø 13mm D3 ø 16mm H2 37mm		
For models:	CD101, CD201, CD61, CM101, CM102, CM201, CM61, CPC101, CPC102, CPC201, CPC61		




1

Part No.	601324	Ref. No.	2012.0508
description	fan wheel D1 ø 450mm H1 155mm blades 12 D2 ø 13.5mm D3 ø 17mm H2 45mm		
For models:	CD102, CD202, CM102, CM202, CPC102, CPC202		





1

Part No.	601325	Ref. No.	2012.0513
description	fan wheel D1 ø 450mm H1 165mm blades 12 D2 ø 14mm D3 ø 17mm H2 45mm		
For models:	CD102, CD202, CM102, CM202, CPC102, CPC202		




1

Part No.	601443	Ref. No.	3001.0801
description	fan wheel for motor cooling ED ø 127mm ID ø 25mm		




1

Part No.	601669	Ref. No.	3001.0800
description	fan wheel for motor cooling ED ø 128mm H 20mm shaft intake ø 17mm		




1

Part No.	601730	Ref. No.	3001.0803 3001.0804
description	fan wheel for motor cooling ED ø 180mm H 20mm ID ø 20mm		




1

Part No.	510587	Ref. No.	2016.0876
description	flange for fan motor ED ø 60mm int. ø 1 24mm int. ø 2 18.5mm thickness 3mm steel		
For models:	CC101, CC201, CC6, CCC101, CCC201, CCC61, CCD101, CCD201, CCD61, CCM101, CCM201, CCM61, CD101, CD102, CD201, CD202, CD61, CM101, CM102, CM201, CM202, CM61, CM62, CPC101, CPC102, CPC201, CPC202, CPC61		



1


Part No.	510573	Ref. No.	5001.0207
description	shaft seal ID ø 17mm ED ø 29mm thickness 4.5mm		
For models:	CC101, CC201, CC6, CCC101, CCC201, CCC61, CCD101, CCD201, CCD61, CCM101, CCM201, CCM61, CD101, CD102, CD201, CD202, CD61, CM101, CM102, CM201, CM202, CM61, CM62, CPC101, CPC102, CPC201, CPC202, CPC61, SCC101, SCC102, SCC201, SCC202, SCC61, SCC62		



1


Part No.	511682	Ref. No.	8514.1343 87.00.563
description	shaft seal kit ID ø 17mm ED ø 29mm shaft seal flange mounting gauge with mountign material		
For models:	CM101, CM102, CM201, CM202, CM61, CPC101, CPC102, CPC201, CPC202, CPC61		

radial fans



1

Part No.	601709	Ref. No.	3101.1017
description	radial fan 230V voltage AC 50/60Hz H1 180mm L1 175mm D1 ø 43mm W1 82mm W2 33mm H2 60mm W3 83mm H3 83mm for combi-steamer		
For models:	CM102, CM201, CM202, CPC102, CPC201, CPC202		



1

Part No.	601296	Ref. No.	70.00.067
description	radial fan 230V voltage AC 50Hz 140W H1 190mm L1 190mm D1 ø 50mm W1 133mm W2 28mm H2 55mm W3 83mm H3 83mm		
For models:	CM102, CM201, CM202, SCC102, SCC201, SCC202		



1

Part No.	500798	Ref. No.	3101.1016
description	radial fan 230V voltage AC 50Hz 25W H1 143mm L1 127mm D1 ø 27mm W1 85mm W2 23mm H2 43mm W3 76mm H3 83mm		
For models:	CM101, CM102, CM201, CM61, CPC101, CPC102, CPC201, CPC61		

1

Part No.	601115	Ref. No.	3101.1014
description	radial fan 24V voltage AC 50Hz H1 180mm L1 175mm D1 ø 43mm W1 84mm W2 33mm H2 59mm W3 82mm H3 83mm		
For models:	CM102, CM201, CM202, CPC102, CPC201, CPC202		

1

Part No.	601295	Ref. No.	70.00.028
description	radial fan 230V voltage AC 50Hz 50W H1 180mm L1 180mm D1 ø 43mm W1 105mm W2 33mm H2 59mm W3 66mm H3 83mm		
For models:	CM101, CM102, CM201, CM202, CM61, CM62, SCC101, SCC102, SCC201, SCC202, SCC61, SCC62		

accessories universal

1

Part No.	403449	Ref. No.	8720.1462
description	motor break electric suitable for RATIONAL		

1

Part No.	601114	Ref. No.	3101.1011 8720.1418
description	radial fan 24V voltage AC 50Hz 20W H1 141mm L1 130mm D1 ø 27mm W1 86mm W2 23mm H2 42.5mm W3 75.5mm H3 83mm gas burner		
For models:	CM101, CM102, CM201, CM61, CPC101, CPC102, CPC201, CPC61		

1

Part No.	401013	Ref. No.	3031.0200 3031.0201 3031.0204
description	motor break electronic 50/60Hz for RATIONAL breaking duration 4s type ETBO 10 (AC3/380V) 0.5kW		
For models:	CD20		



motors

gear motors

for ovens

for flues



1

Part No.	361999	Ref. No.	3101.1010 3101.1010S
description	gear motor CROUZET type 82841042 12V voltage DC shaft ø 4mm L 65mm W 50mm H 51mm for oven		



1

Part No.	361565	Ref. No.	3101.1007
description	gear motor CROUZET type 82841056 24V voltage DCHz 4.2rpm shaft ø 4mm L 51mm W 66mm H 51mm		
For models:	CCC101, CCC102, CCC61, CCM101, CCM102, CCM61		



1

Part No.	601138	Ref. No.	31011010
description	gear motor CROUZET type G70C10AFTEG 12V voltage DCHz shaft ø 4mm L 66mm W 50mm H 61mm		
For models:	CM102, CPC101, CPC102, CPC201, CPC202, CPC61, SCC101, SCC102, SCC201, SCC202, SCC61, SCC62		



1

Part No.	500873	Ref. No.	22.00.318
description	ventilation valve CROUZET type G70C10AFTEG 12V voltage DC shaft ø 6mm L 95mm W 63mm H 136mm for combi-steamer ø 50mm		
For models:	SCC101, SCC102, SCC201, SCC202, SCC61, SCC62		



1

Part No.	361564	Ref. No.	3101.1001
description	gear motor ESCAP type 22N28210E 24V shaft ø 5mm L 50mm W 32mm H 51mm for sliding valve		
For models:	CCC101, CCC201, CCC202, CCC61, CCM101, CCM201, CCM202, CCM61		

motors

for combi-steamers



1


Part No.	401480	Ref. No.	3101.1002 8680.1006
description	motor for humidity measuring		
For models:	CCC101, CCC102, CCC201, CCC202, CCC61, CCM101, CCM102, CCM201, CCM202, CCM61, CPC201		

pumps

wash and rinse pumps


HANNING

pumps




1


Part No.	500578	Ref. No.	56.00.153 56.00.185
description	pump inlet ø 24mm outlet ø 24mm type UP30-274 230V 50/60Hz 1 phase 0.09kW 0.12HP L 145mm rotation direction left capacitor 2.5µF HANNING		
For models:	SCC101, SCC102, SCC201, SCC202, SCC61, SCC62		

spare parts for	500578		
Part No.	501345	Ref. No.	—
	O-ring EPDM thickness 3mm ID ø 58mm Qty 1 pcs		




1

Part No.	500579	Ref. No.	56.00.178 56.00.178P 56.00.186 87.00.437
description	pump inlet ø 24mm outlet ø 24mm type UP30-275 230V 50/60Hz 1 phase 0.09kW 0.12HP L 145mm rotation direction left capacitor 2.5µF HANNING		
For models:	SCC201, SCC202		
spare parts for	500579		
	Part No.	501345	Ref. No. —
	O-ring EPDM thickness 3mm ID ø 58mm Qty 1 pcs		



1

Part No.	499184	Ref. No.	87.00.437
description	pump inlet ø 24mm outlet ø 24mm type UP30-890 200-240V 50/60Hz 1 phase 0.1kW L 145mm rotation direction left capacitor 2.5µF HANNING with SS housing		
spare parts for	499184		
	Part No.	365009	Ref. No. —
	operating capacitor capacity 2.5µF 400V tolerance 5% 50Hz ambient temperature max. -25 to +85°C ø 36.5mm L 55mm M8 plastic connection male faston 6.3mm 1.27.65C3 protection		



1

Part No.	499168	Ref. No.	56.00.153P
description	pump inlet ø 24mm type UP30-890 200-240V 50/60Hz 1 phase 0.1kW L 145mm rotation direction left capacitor 2.5µF HANNING		

drain pumps

HANNING




1

Part No.	500573	Ref. No.	44.00.207 44.00.207P
description	drain pump 30W 4-piece 230V inlet ø 24/30mm outlet ø 24mm 50Hz HANNING type DPS25-032 1x pump, 3x pump cover		
For models:	CM101, CM102, CM201, CM202, CM61, CM62, SCC101, SCC102, SCC201, SCC202, SCC61, SCC62		



1

Part No.	500044	Ref. No.	3002.1000 3002.1000ET 3002.1000P
description	drain pump inlet ø 30mm outlet ø 24mm 230V 100W 50Hz HANNING type BE28B4-017		
For models:	CC101, CC201, CC6, CCC101, CCC102, CCC201, CCC202, CCC61, CCD101, CCD102, CCD201, CCD202, CCD61, CCM101, CCM102, CCM201, CCM202, CCM61, CD101, CD102, CD20, CD201, CD202, CD61, CM101, CM102, CM201, CM202, CM61, CM62, CPC101, CPC102, CPC201, CPC202, CPC61		
spare parts for	500044		
	Part No.	510168	Ref. No. —
	fan wheel shaft intake ø 5mm ø 62mm H 14mm		




1

Part No.	501542	Ref. No.	3002.1005 3002.1005P 3002.1006
description	drain pump inlet ø 30mm outlet ø 24mm 230V 32W		
For models:	CD101, CD102, CD201, CD202, CD61, CM101, CM102, CM201, CM202, CM61, CPC101, CPC102, CPC201, CPC202, CPC61		

service kits



1


Part No.	500573	Ref. No.	44.00.207 44.00.207P
description	drain pump 30W 4-piece 230V inlet ø 24/30mm outlet ø 24mm 50Hz HANNING type DPS25-032 1x pump, 3x pump cover		
For models:	CM101, CM102, CM201, CM202, CM61, CM62, SCC101, SCC102, SCC201, SCC202, SCC61, SCC62		



1

Part No.	499215	Ref. No.	56.00.451 87.00.352
description	drain pump kit inlet ø 24mm outlet ø 24mm 200-240V 42W 50-60Hz mode of operation S2 max. 15min HANNING type DPS35		
For models:	SCC101, SCC102, SCC61, SCC62		

vibration pumps



1

Part No.	500580	Ref. No.	3002.1003 8720.1526
description	vibration pump 230V 60W 50/60Hz inlet ø 7 outlet ø 1/8" IT CEME type E512 with accessories duty cycle 1/2 ambient temperature max. 60°C medium temp max. 35°C overheating protection 110°C CleanJet		
For models:	CPC101, CPC102, CPC201, CPC202, CPC61		




1

Part No.	499354	Ref. No.	87.00.353
description	drain pump kit inlet ø 24mm outlet ø 24mm 60/62W 50/60Hz 200-240V mode of operation S2 type DPS35 HANNING		
For models:	SCC201, SCC202		

condensators & interference suppression filters

operating capacitors

metal



1

Part No.	365215	Ref. No.	3001.0458
description	capacitor capacity 30µF 420/470V tolerance 5% ø 40mm L 119.5mm aluminium connection cable CPC-Linie CM 61-202/G		
For models:	CD61, CM101, CM201, CM61, CPC101, CPC201, CPC61		



filters

interference suppression filters



1

Part No.	365217	Ref. No.	3102.1000
description	interference suppression filter capacity 1.5µF 250V for combi-steamer CPC-Linie 61-202		
For models:	CCC101, CCC102, CCC201, CCC202, CCC61, CCD101, CCD102, CCD201, CCD202, CCD61, CCM101, CCM102, CCM201, CCM202, CCM61, CD101, CD102, CD201, CD202, CD61, CM101, CM102, CM201, CM202, CM61, CPC101, CPC102, CPC201, CPC202, CPC61		



1

Part No.	365216	Ref. No.	40.02.424
description	interference suppression filter capacity 3x0.27µFX1+3x0.47µFX1µF 400V for combi-steamer SCC, CM 61-202/E		
For models:	CM101, CM102, CM201, CM202, CM61, CM62, SCC101, SCC102, SCC201, SCC202, SCC61, SCC62		



1

Part No.	365108	Ref. No.	3001.0455
description	interference suppression filter type 3001.0455 250/440V 50/60Hz conductor 3 with E connection male faston 6.3mm L 52mm ø 60mm Hmm Wmm M8 aluminium Qty 1 pcs		
For models:	CD102, CM101, CM102, CM201, CM202, CM61, CPC101, CPC102, CPC201, CPC202, CPC61		

RC circuits



1

Part No.	380179	Ref. No.	3035.0514
description	RC circuit		
For models:	CD101, CD20, CD201, CM101, CM201		

1

Part No.	381487	Ref. No.	3035.0509 3035.0519
description	RC circuit 230V connection Faston 6.3mm L 35mm H 30mm W 30mm 4700hm		
For models:	CC101, CC201, CC6, CD20, CM101, CM201		

1

Part No.	380278	Ref. No.	3035.0517
description	RC circuit 72-250V voltage AC for contactors M series type AEG EB05 A60		
For models:	CCC101, CCC102, CCC201, CCC61, CCM101, CCM102, CCM201, CCM61, CM101, CM201		


1

Part No.	380272	Ref. No.	3028.0562
description	RC circuit for contactors type 910-304-585-50 130-250V 50-60Hz conductor 2 connection cable plastic Qty 1 pcs for contactors LS4_LS15K type AEG LR2K A250 type GE B52R2R		
For models:	CD101, CD102, CD201, CD202, CD61, CM101, CM102, CM201, CM202, CM61, CPC101, CPC102, CPC201, CPC202, CPC61		

1


Part No.	380177	Ref. No.	3035.0508
description	RC circuit type 20002 110/220V 50/60/DChz conductor 2 connection cable 230mm L 29mm ømm H 15mm W 20mm adhesive tape plastic Qty 1 pcs		
For models:	CD101, CD20, CD201, CM101, CM102, CM201, CM202, CM61, CPC101, CPC102, CPC201, CPC202, CPC61		





			
1			
Part No.	380221	Ref. No.	3035.0515 3035.0521
description	RC circuit type LS4-37 230V voltage AC type AEG LS4-37		
For models:	CC101, CC201, CC6, CCC101, CCC102, CCC201, CCC202, CCC61, CCD102, CCM101, CCM102, CCM201, CCM202, CCM61, CM101, CM201		


fuses


fine fuses


			
1			
Part No.	358677	Ref. No.	30190112
description	fine fuse size \varnothing 5x20mm 4A fast-acting rated 250V Qty 10 pcs		
For models:	CM101, CM102, CM201, CM62, CPC102, CPC201		


			
1			
Part No.	358597	Ref. No.	3019.0400
description	fine fuse size \varnothing 5x20mm 0.5A slow-acting rated 250V Qty 10 pcs		
For models:	CC101, CC201, CC6, CD101, CD20, CD201, CM101, CM201, CM62		

			
1			
Part No.	358603	Ref. No.	3019.0120
description	fine fuse size \varnothing 5x20mm 2A slow-acting rated 250V Qty 10 pcs		
For models:	CC101, CC201, CC6, CM101, CM102, CM201, CM202, CM61, CPC101, CPC102, CPC201, CPC202, CPC61		


			
1			
Part No.	358607	Ref. No.	3019.0200
description	fine fuse size \varnothing 5x20mm 6.3A slow-acting rated 250V Qty 10 pcs		
For models:	CD101, CD20, CD201, CM201		


			
1			
Part No.	358735	Ref. No.	4001.0218
description	fine fuse size \varnothing 5x30mm 6.3A medium lag rated 500V Qty 10 pcs		
For models:	CCC101, CCC102, CCC201, CCC61, CCD101, CCD102, CCD201, CCD202, CCD61, CCM101, CCM102, CCM201, CCM61		

			
1			
Part No.	358792	Ref. No.	4001.0225
description	fine fuse size \varnothing 6.3x32mm 10A slow-acting rated 250V Qty 10 pcs		
For models:	CD101, CD102, CD201, CD61, CM101, CM102, CM201, CM61, CPC101, CPC102, CPC201, CPC61		


			
1			
Part No.	358791	Ref. No.	4001.0224
description	fine fuse size \varnothing 6.3x32mm 6.3A slow-acting rated 250V Qty 10 pcs		
For models:	CD101, CD102, CD201, CD202, CD61, CM101, CM102, CM201, CM202, CM61, CM62, CPC101, CPC102, CPC201, CPC202, CPC61, SCC101, SCC102, SCC201, SCC202, SCC61, SCC62		


fine fuse holders

			
1			
Part No.	358382	Ref. No.	4001.1295
description	fuse holder suitable fuse \varnothing 5x30mm 10A rated 250V connection screw connection		
For models:	CD101, CD102, CD201, CD202, CD61, CM101, CM102, CM201, CM202, CM61, CM62, CPC101, CPC102, CPC201, CPC202, CPC61, SCC101, SCC102, SCC201, SCC202, SCC61, SCC62		

			
1			
Part No.	550104	Ref. No.	4001.1247
description	fuse holder WIELAND type WK4/THSI 5 U/V0 suitable fuse \varnothing 5x30mm 0.5-6mm ² top-hat rail 35mm 10A rated 600V		
For models:	CCC101, CCC102, CCC201, CCC61, CCD101, CCD102, CCD201, CCD202, CCD61, CCM101, CCM102, CCM201, CCM61		





			
1			
Part No.	550348	Ref. No.	4001.1283
description	fuse holder WIELAND type WK4/THSI 6.3 U/V0 suitable fuse ø6.3x-32mm 6.3A rated 600V		
For models:	CD101, CD102, CD201, CD202, CD61, CM101, CM102, CM201, CM202, CM61, CPC101, CPC102, CPC201, CPC202, CPC61		


			
1			
Part No.	550105	Ref. No.	4001.1228
description	rail-mounted terminal WIELAND type WK10/SIU 5X20 /V0 suitable fuse ø5x20mm 1.0-16mm ² 10A rated 250V		
For models:	CC101, CC201, CC6, CD101, CD20, CD201, CM101, CM201, CM62		


screw locks


D0-system (NEOZED)

			
1			
Part No.	358043	Ref. No.	3019.0401
description	fuse size D01 16A rated 250/400V E14 ø 11mm L 36mm Qty 10 pcs		
For models:	CCC202, CCD202, CCM202, CD102, CD201, CD202, CM101, CM102, CM201, CM202, CM61, CPC101, CPC102, CPC201, CPC202, CPC61		


			
1			
Part No.	358044	Ref. No.	3019.0402
description	fuse size D02 25A rated 250/400V E18 ø 15mm L 36mm Qty 10 pcs		
For models:	CD202, CM202, CPC202		


			
1			
Part No.	358045	Ref. No.	3019.0403
description	fuse size D02 35A rated 250/400V E18 ø 15mm L 36mm Qty 10 pcs		
For models:	CD20		


			
1			
Part No.	358046	Ref. No.	3019.0404
description	fuse size D02 50A rated 250/400V E18 ø 15mm L 36mm Qty 10 pcs		
For models:	CCC202, CCD202, CCM202, CD20, CD202, CM202, CPC202		


			
1			
Part No.	358047	Ref. No.	3019.0405
description	fuse size D02 63A rated 250/400V E18 ø 15mm L 36mm Qty 10 pcs		
For models:	CD202, CM202, CPC202, SCC202		

gauge pieces (NEOZED)


			
1			
Part No.	358064	Ref. No.	4001.1238
description	gauge piece size D02 suitable for 16A		
For models:	CCC202, CCD202, CCM202, CD202, CM202, CPC202		

			
1			
Part No.	358066	Ref. No.	4001.1239
description	gauge piece size D02 suitable for 25A		
For models:	CD202, CM202, CPC202		


			
1			
Part No.	358067	Ref. No.	4001.1240
description	gauge piece size D02 suitable for 35A		
For models:	CD20		


			
1			
Part No.	358068	Ref. No.	4001.1241
description	gauge piece size D02 suitable for 50A		
For models:	CCC202, CCD202, CCM202, CD20, CD202, CM202, CPC202		

fuse holders


			
1			
Part No.	358060	Ref. No.	4001.1234
description	fuse holder suitable fuse D02 3-pole-pole 63A rated 400V		
For models:	CCC202, CCD202, CCM202, CD20, CD202, CM202, CPC202		




			
1			
Part No.	358061	Ref. No.	4001.1225 4001.1235
description	fuse holder suitable fuse D02 ø 25mm mounting ø 18mm rated 400V L 30mm		
For models:	CCC202, CCD202, CCM202, CD20, CD202, CM202, CPC202, SCC202		

fastening nuts			
			
1			
Part No.	550321	Ref. No.	4007.0601
description	nut thread PG9 WS 18 nickel-plated brass Qty 5 pcs thickness 2.9mm mounting ømm cable ømm		
For models:	CC101, CC201, CC6, CD101, CD20, CD201, CM101, CM201		

overload switches


			
1			
Part No.	358524	Ref. No.	3014.0400 3014.0402
description	overload switch drop-away current 0.05A		
For models:	CCC101, CCC102, CCC201, CCC202, CCC61, CCD101, CCD102, CCD201, CCD202, CCD61, CCM101, CCM102, CCM201, CCM202, CCM61, CD101, CD102, CD201, CD202, CD61, CM101, CM102, CM201, CM202, CM61, CPC101, CPC102, CPC201, CPC202, CPC61		



connection cables			
			
1			
Part No.	401794	Ref. No.	8720.1584
description	connecting cable L 1440mm 4-pole suitable for RATIONAL		


electric accessories



cables

accessories			
cable glands			
cable glands			
			
1			
Part No.	550998	Ref. No.	2022.0111
description	cable gland ID ø 2.5mm mounting ø 7mm rubber Qty 5 pcs		
For models:	CM101, CM102, CM201, CM202, CM61, CPC101, CPC102, CPC201, CPC202, CPC61		


			
1			
Part No.	403815	Ref. No.	8817.1040
description	connection cable 9-pole RS232/USB L 790mm		
For models:	CM101, CM102, CM201, CM202, CM61, CPC101, CPC102, CPC201, CPC202, CPC61		


threaded cable glands			
screw connections			
			
1			
Part No.	550303	Ref. No.	4007.0600
description	cable gland thread PG9 cable ø 6.0-8.0mm mounting ø 15.2mm nickel-plated brass Qty 5 pcs		
For models:	CC101, CC201, CC6, CCD101, CCD102, CCD61, CD101, CD20, CD201, CM101, CM201, CM62		
accessories for	550303		
	Part No.	550321	Ref. No.
			4007.0601
	nut thread PG9 WS 18 nickel-plated brass Qty 5 pcs thickness 2.9mm mounting ømm cable ømm		


			
1			
Part No.	403299	Ref. No.	40.00.210 40.00.231 40.01.543 40.02.385
description	connection cable L 100mm 3-pole connection coded plug		
For models:	SCC101, SCC102, SCC201, SCC202, SCC61, SCC62		


			
1			
Part No.	379729	Ref. No.	40.00.205 40.01.542 40.02.383
description	connection cable L 1230mm 4-pole for level electrode plug type coded		
For models:	CM101, CM102, CM201, CM202, CM61, CM62, SCC101, SCC102, SCC201, SCC202, SCC61, SCC62		
accessories for	379729		
	Part No.	400022	Ref. No.
			3002.0402
	level electrode PG9 total length 135mm probe L 89/59/28mm insulated probe length 80mm with 3 probes connection grip connection		





			
1			
Part No.	403812	Ref. No.	40.00.228 40.00.235
description	connection cable L 1500mm 8-pole for combi-steamer suitable for SCC Linie 202 connection plug-in connection		
For models:	CM102, CM201, CM202, CM62, SCC102, SCC201, SCC202		


			
1			
Part No.	403777	Ref. No.	40.00.211
description	connection cable L 165mm 2-pole for halogen lamp suitable for SCC-Linie 61/62/101 connection plug-in connection		
For models:	SCC101, SCC202, SCC61, SCC62		


			
1			
Part No.	403810	Ref. No.	40.00.243
description	connection cable L 1750mm 8-pole for combi-steamer SCC Linie 202 connection plug-in connection Japan		
For models:	CM202, SCC202		


			
1			
Part No.	403811	Ref. No.	8720.1302 8720.1302ET
description	connection cable L 525mm 7-pole for combi-steamer CPC-Linie CPC/CM 61-202 connection plug-in connection plug type coded for PCB		
For models:	CM101, CM102, CM201, CM202, CM61, CPC101, CPC102, CPC201, CPC202, CPC61		

			
1			
Part No.	403300	Ref. No.	40.00.207
description	connection cable L 740mm 3-pole for differential pressure transmitter connection coded plug		
For models:	SCC101, SCC102, SCC202, SCC61, SCC62		

			
1			
Part No.	579001	Ref. No.	40.00.472
description	data cable L 1300mm 8-pole suitable for RATIONAL plug type RJ45		
For models:	CM101, CM102, CM201, CM202, CM61, CM62, SCC102, SCC201, SCC202, SCC62		

			
1			
Part No.	579004	Ref. No.	40.04.377
description	data cable L 1800mm 6-pole for combi-steamer SCC, CM plug type RJ45/YY		

			
1			
Part No.	579005	Ref. No.	8720.1300
description	data cable L 550mm 4-pole for combi-steamer suitable for CPC-Linie CPC/CM 61-202 plug type USB		
For models:	CM101, CM102, CM201, CM202, CM61, CPC101, CPC102, CPC201, CPC202, CPC61		


			
1			
Part No.	579002	Ref. No.	40.00.471
description	data cable L 800mm 8-pole for combi-steamer suitable for SCC Line plug type RJ45		
For models:	CM101, CM201, CM202, CM61, SCC101, SCC102, SCC201, SCC202, SCC61, SCC62		

terminals and connectors


not insulated

female fastons

iron nickel-plated

			
1			
Part No.	550001	Ref. No.	4002.0100
description	female faston size 6.3x0.8mm 1.0-2.5mm² straight Fe gal Ni t.max. 340°C Qty 100 pcs		
For models:	CC101, CC201, CC6, CCC101, CCC102, CCC61, CCD101, CCD102, CCD61, CCM101, CCM102, CCM61, CD101, CD102, CD20, CD201, CD202, CD61, CM101, CM102, CM201, CM202, CM61, CPC101, CPC102, CPC201, CPC202, CPC61		

plug connectors

			
1			
Part No.	551357	Ref. No.	3040.0262
description	plug connector 10-pole left raster size 3.5mm		
For models:	CD101, CM101, CM102, CM201, CM202, CM61, CPC101, CPC102, CPC201, CPC202, CPC61		



terminals

PCB terminal blocks

1			
Part No.	550809	Ref. No.	3040.0193 3040.0198
description	PCB terminal block 11-pole raster size 5mm		
For models:	CC101, CC201, CC6, CD101, CD102, CD201, CD202, CD61		

rail-mounted terminals

WIELAND

rail-mounted terminals type 9700A

1			
Part No.	550374	Ref. No.	4001.1250
description	rail-mounted terminal WIELAND type 9700A/10 S35 1.5-16mm ² top-hat rail 35mm blue W 10mm L 49mm		
For models:	CC101, CC6, CCC101, CCC61, CCD101, CCD61, CCM101, CCM61, CD101, CD102, CD201, CD61, CM101, CM102, CM201, CM202, CM61, CM62, CPC101, CPC201, CPC202, CPC61, SCC101, SCC61, SCC62		

1			
Part No.	550373	Ref. No.	4001.1202 4001.1209
description	rail-mounted terminal WIELAND type 9700A/10 S35 1.5-16mm ² top-hat rail 35mm grey W 10mm L 49mm		
For models:	CC101, CC6, CCC101, CCC61, CCD101, CCD61, CCM101, CCM61, CD101, CD102, CD20, CD201, CD61, CM101, CM102, CM201, CM202, CM61, CPC101, CPC201, CPC202, CPC61, SCC101, SCC61		

1			
Part No.	550377	Ref. No.	4001.1251 4001.1252
description	rail-mounted terminal WIELAND type 9700A/16 S35 2.5-35mm ² top-hat rail 35mm blue W 16mm L 59mm		
For models:	CC201, CCC102, CCC201, CCC202, CCD102, CCD201, CCD202, CCM102, CCM201, CCM202, CD101, CD102, CD201, CD202, CM101, CM102, CM201, CM202, CPC102, CPC201, CPC202, SCC102, SCC201, SCC202		

1			
Part No.	550376	Ref. No.	4001.1206
description	rail-mounted terminal WIELAND type 9700A/16 S35 2.5-35mm ² top-hat rail 35mm grey W 16mm L 59mm		
For models:	CC201, CCC102, CCC201, CCC202, CCD102, CCD201, CCD202, CCM102, CCM201, CCM202, CD101, CD102, CD20, CD201, CD202, CM101, CM102, CM201, CM202, CM61, CM62, CPC101, CPC102, CPC201, CPC202, SCC101, SCC102, SCC201, SCC202, SCC61, SCC62		

1			
Part No.	550378	Ref. No.	4001.1233
description	rail-mounted terminal WIELAND type 9700A/16 SL2 S35 2.5-35mm ² top-hat rail 35mm yellow/green W 16mm L 53mm		
For models:	CC201, CCC102, CCC201, CCC202, CCD102, CCD201, CCD202, CCM102, CCM201, CCM202, CD101, CD102, CD20, CD201, CD202, CM101, CM102, CM201, CM202, CM62, CPC101, CPC102, CPC201, CPC202, SCC102, SCC201, SCC202, SCC62		

1			
Part No.	550371	Ref. No.	4001.1216
description	rail-mounted terminal WIELAND type 9700A/6 S35 0.5-4mm ² top-hat rail 35mm grey W 6mm L 46.6mm		
For models:	CC201, CCC101, CCC102, CCC201, CCC202, CCC61, CCD101, CCD102, CCD201, CCD202, CCD61, CCM101, CCM102, CCM201, CCM202, CCM61, CD101, CD102, CD20, CD201, CD202, CD61, CM101, CM102, CM201, CM202, CM61, CM62, CPC101, CPC102, CPC201, CPC202, CPC61		

1			
Part No.	550372	Ref. No.	4001.1222
description	rail-mounted terminal WIELAND type 9700A/6 SL2 S35 0.5-4mm ² top-hat rail 35mm yellow/green W 6mm L 48.5mm		
For models:	CC101, CC201, CC6, CD101, CD201, CM101, CM102, CM201, CM202, CM61, CM62, CPC101, CPC102, CPC201, CPC61, SCC101, SCC102, SCC201, SCC202, SCC61, SCC62		



fuse terminal blocks



Part No.	550104	Ref. No.	4001.1247
description	fuse holder WIELAND type WK4/THSI 5 U/V0 suitable fuse ϕ 5x30mm 0.5-6mm ² top-hat rail 35mm 10A rated 600V		
For models:	CCC101, CCC102, CCC201, CCC61, CCD101, CCD102, CCD201, CCD202, CCD61, CCM101, CCM102, CCM201, CCM61		



Part No.	550348	Ref. No.	4001.1283
description	fuse holder WIELAND type WK4/THSI 6.3 U/V0 suitable fuse ϕ 6.3x32mm 6.3A rated 600V		
For models:	CD101, CD102, CD201, CD202, CD61, CM101, CM102, CM201, CM202, CM61, CPC101, CPC102, CPC201, CPC202, CPC61		



Part No.	550105	Ref. No.	4001.1228
description	rail-mounted terminal WIELAND type WK10/SIU 5X20 /V0 suitable fuse ϕ 5x20mm 1.0-16mm ² 10A rated 250V		
For models:	CC101, CC201, CC6, CD101, CD20, CD201, CM101, CM201, CM62		

accessories



Part No.	550337	Ref. No.	4001.1227
description	end barrier for fuse terminal clampsmm ²		
For models:	CC201, CC6, CD101, CD201, CM101, CM201, CM62		



Part No.	550370	Ref. No.	4001.1203
description	terminal block end bracket clampsmm ²		
For models:	CC101, CC201, CC6, CCC101, CCC102, CCC201, CCC202, CCC61, CCD101, CCD102, CCD201, CCD202, CCD61, CCM101, CCM102, CCM201, CCM202, CCM61, CD101, CD102, CD20, CD201, CD202, CD61, CM101, CM102, CM201, CM202, CM61, CM62, CPC101, CPC102, CPC201, CPC202, CPC61, SCC101, SCC102, SCC201, SCC202, SCC61, SCC62		

electronic components

miscellaneous



Part No.	403814	Ref. No.	87.01.084 87.01.085 87.01.275
description	memory stick USB for Software Update suitable for combi-steamer SCC_WE, CM_P		



Part No.	403536	Ref. No.	87.00.037
description	memory stick with USB interface		



Part No.	403449	Ref. No.	8720.1462
description	motor break electric suitable for RATIONAL		



Part No.	403888	Ref. No.	7007.3006 7007.3080 7007.3090
description	USB stick for combi-steamer SCC Line		

gas valves and ignition boxes

gas control valves

DUNGS




Part No.	106050	Ref. No.	70.00.220
description	gas valve 230V 50/60Hz gas inlet 1/2" gas outlet 1/2" DUNGS type GB 055 243 443		
For models:	CM101, CM102, CM201, CM202, CM61, CM62, SCC101, SCC102, SCC201, SCC202, SCC61, SCC62		





1

Part No.	106051	Ref. No.	70.00.031
description	gas valve 230V 50/60Hz gas inlet 1/2" gas outlet 1/2" DUNGS type GB-WND 055 243 442		
For models:	CM101, CM102, CM201, CM202, CM61, CM62, SCC101, SCC102, SCC201, SCC202, SCC61, SCC62		



1

Part No.	107554	Ref. No.	70.00.029
description	gas valve 230V 50/60Hz gas inlet 1/2" gas outlet 1/2" total length 105mm DUNGS type GB-WND 055 D01 S02 243442		
For models:	CM101, CM102, CM201, CM202, CM61, CM62, SCC101, SCC102, SCC201, SCC202, SCC61, SCC62		



1

Part No.	107555	Ref. No.	70.00.033
description	gas valve 230V 50/60Hz gas inlet 1/2" IT gas outlet 1/2" IT total length 105mm DUNGS type GB-ND 055 D01 S02 243443		
For models:	CM101, CM61, CM62, SCC101, SCC61, SCC62		


HONEYWELL



1



Part No.	101186	Ref. No.	3039.0241
description	gas valve type VK4105C 220-240V 50/60Hz gas inlet flange 32x32mm gas outlet flange 32x32mm thermocouple connection pilot connection pressure range 15-60mbar max 60mbar operator type pressure controller type V5360E 1226 1 HONEYWELL flange 32x32mm		
For models:	CM101, CM102, CM201, CM202, CM61, CPC101, CPC102, CPC201, CPC202, CPC61		
accessories for	101186		
	Part No.	102845	Ref. No. —
	gas connection angled 1/2" flange 32x32mm hole distance 24x24mm Tandem		

accessories for 101186

	Part No.	102846	Ref. No.	—
	gas connection straight 1/2" flange 32x32mm hole distance 24x24mm suitable for Tandem			




1

Part No.	106054	Ref. No.	3039.0245 3039.0245P
description	gas valve type VK4115V 220-240V 50/60Hz gas inlet flange 32x32mm gas outlet flange 32x32mm thermocouple connection pilot connection pressure range 15-60mbar operator type HONEYWELL flange 32x32mm		
For models:	CM101, CM102, CM201, CM202, CM61, CPC101, CPC102, CPC201, CPC202, CPC61		
accessories for	106054		
	Part No.	102845	Ref. No. —
	gas connection angled 1/2" flange 32x32mm hole distance 24x24mm Tandem		
	Part No.	102846	Ref. No. —
	gas connection straight 1/2" flange 32x32mm hole distance 24x24mm suitable for Tandem		

SIT

NOVASIT



1





Part No.	106055	Ref. No.	3039.0221
description	gas valve SIT series Novasit 827 230V 50Hz gas inlet 1/2" gas outlet 1/2" thermocouple connection pilot connection closed ignition pressure 3-5mbar pressure range 3-37mbar pressure regulator connection standard equiv. no. 0.827.111 power supply for modulator 28VDC		
For models:	CM201		
spare parts for	106055		
	Part No.	101313	Ref. No. —
	solenoid coil 230V 50Hz		
accessories for	106055		
	Part No.	100006	Ref. No. —
	piezoelectric igniter suitable for ELETTROSIT body plastic blowing connection ø2.4mm ø 14mm		
	Part No.	101305	Ref. No. —
	gas connection straight 1/2" flange 45x45mm ELETTROSIT/V4400/4600/4605 suitable for SIT/HONEYWELL hole distance 36x36mm		

Table continues overleaf



accessories for		106055	
Part No.	101306	Ref. No.	—
	gas connection angled flange 45x45mm hole distance 36x36mm 1/2" ELETTROSIT/V4400/4600/4605 screw with O-ring suitable for SIT/HONEYWELL		
	Part No. 101307 Ref. No. —		
	gas connection straight flange 45x45mm hole distance 36x36mm 3/4" ELETTROSIT/V4400/4600/4605 screw with O-ring suitable for SIT/HONEYWELL		
	Part No. 101308 Ref. No. —		
	gas connection angled flange 45x45mm hole distance 36x36mm 3/4" ELETTROSIT/V4400/4600/4605 screw with O-ring suitable for SIT/HONEYWELL		
	Part No. 101312 Ref. No. —		
	microswitch		
	Part No. 101314 Ref. No. —		
	solenoid coil 24V 50Hz		
	Part No. 101317 Ref. No. 3039.0205		
	plug with cable L 1000mm suitable for NOVASIT		
	Part No. 101318 Ref. No. —		
	cover cap for solenoid coil suitable for NOVASIT		



1

Part No.	101163	Ref. No.	3039.0204 3039.0211 3039.0220 8720.1419
description	gas valve SIT series Novasit 827 230V 50Hz gas inlet 1/2" gas outlet 1/2" thermocouple connection pilot connection M10x1 ignition pressure 3-5mbar pressure range 2-20mbar pressure regulator connection standard equiv. no. 0.827.110 power supply for modulator 28VDC		
For models:	CM101, CM201, CM62		
spare parts for	101163		
	Part No. 101313 Ref. No. —		
	solenoid coil 230V 50Hz		
accessories for	101163		
	Part No. 100006 Ref. No. —		
	piezoelectric igniter suitable for ELETTROSIT body plastic blowing connection ø2.4mm ø 14mm		
	Part No. 101305 Ref. No. —		
	gas connection straight 1/2" flange 45x45mm ELETTROSIT/V4400/4600/4605 suitable for SIT/HONEYWELL hole distance 36x36mm		
	Part No. 101306 Ref. No. —		
	gas connection angled flange 45x45mm hole distance 36x36mm 1/2" ELETTROSIT/V4400/4600/4605 screw with O-ring suitable for SIT/HONEYWELL		
	Part No. 101307 Ref. No. —		
	gas connection straight flange 45x45mm hole distance 36x36mm 3/4" ELETTROSIT/V4400/4600/4605 screw with O-ring suitable for SIT/HONEYWELL		

accessories for		101163	
Part No.	101308	Ref. No.	—
	gas connection angled flange 45x45mm hole distance 36x36mm 3/4" ELETTROSIT/V4400/4600/4605 screw with O-ring suitable for SIT/HONEYWELL		
	Part No. 101312 Ref. No. —		
	microswitch		
	Part No. 101314 Ref. No. —		
	solenoid coil 24V 50Hz		
	Part No. 101317 Ref. No. 3039.0205		
	plug with cable L 1000mm suitable for NOVASIT		
	Part No. 101318 Ref. No. —		
	cover cap for solenoid coil suitable for NOVASIT		

ignition boxes

HONEYWELL



1

Part No.	101166	Ref. No.	3039.0103
description	ignition box HONEYWELL type S4560B 1006 electrodes 1 waiting time 0s safety time 10s 220-240V 10VA 50Hz		
For models:	CM101, CM201, CM62		




1

Part No.	102381	Ref. No.	3039.0107 3039.0107P
description	ignition box HONEYWELL type S4565BD 1064 electrodes 3 waiting times safety time 5s 220-240V 4VA 50/60Hz		
For models:	CM101, CM102, CM201, CM202, CM61, CPC101, CPC102, CPC201, CPC202, CPC61		




Honeywell




1


Part No.	101184	Ref. No.	3039.0105
description	ignition box HONEYWELL type S4565C 1033 equiv. no. S4565C 1033 electrodes 2 waiting times safety time 5s 220-240V 4VA 50/60Hz		
For models:	CM101, CM102, CM201, CM202, CM61, CPC101, CPC102, CPC201, CPC202, CPC61		

miscellaneous




1

Part No.	107679	Ref. No.	74.00.883
description	ignition box type		
spare parts for	107679		
	Part No.	579004	Ref. No. 40.04.377
	data cable L 1800mm 6-pole for combi-steamer SCC, CM plug type RJ45/YY		




1

Part No.	102380	Ref. No.	74.00.221
description	ignition box type 3a9PHC070-R1		
For models:	CM101, CM102, CM201, CM202, CM61, CM62, SCC101, SCC102, SCC201, SCC202, SCC61, SCC62		



1

Part No.	107191	Ref. No.	87.00.577
description	ignition box type with connection cable		
accessories for	107191		
	Part No.	579004	Ref. No. 40.04.377
	data cable L 1800mm 6-pole for combi-steamer SCC, CM plug type RJ45/YY		

with connection cable


ignition parts

electrodes



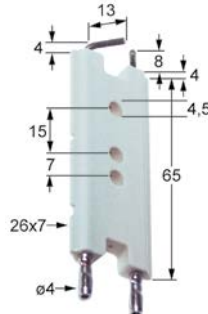
1

Part No.	106829	Ref. No.	74.00.290
description	gasket for ignition electrode ID \varnothing 10mm hole \varnothing 4.5mm L 27mm W 17mm		
For models:	CM101, CM102, CM201, CM202, CM61, CM62, SCC101, SCC102, SCC201, SCC202, SCC61, SCC62		




1

Part No.	550897	Ref. No.	44.00.250
description	gasket ignition electrode graphite thickness 2.5mm hole distance 27mm		
For models:	CM101, CM102, CM201, CM202, CM61, CM62, SCC101, SCC102, SCC201, SCC202, SCC61, SCC62		



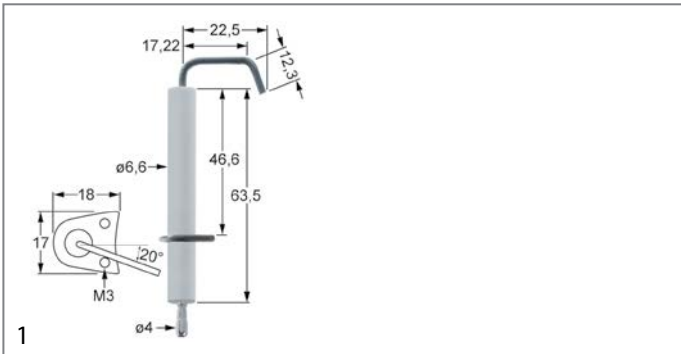
1

Part No.	102881	Ref. No.	2068.0153
description	ignition electrode D1 \varnothing 26x7mm L1 4mm L2 8mm L4 13/8mm BL1 65mm connection \varnothing 4 fixing dimensions \varnothing 4.5mm mounting distance 15/7mm		
For models:	CM101, CM201		



1

Part No.	103301	Ref. No.	2068.0152
description	ignition electrode D1 \varnothing 7mm L1 5mm L2 12mm BL1 63mm to clip connection \varnothing 4mm		
For models:	CM101, CM201, CM62		



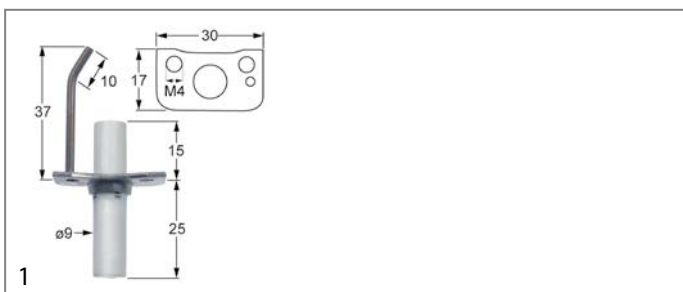
Part No.	107858	Ref. No.	2068.0300
description	ignition electrode flange length 18mm flange width 17mm D1 ø 7mm D2 ø 7.5mm L1 5.5mm L2 23mm L3 14mm BL1 46.5mm BL2 13.5mm mounting distance 10mm connection ø 4mm		
For models:	CM101, CM102, CM201, CM202, CM61, CPC101, CPC102, CPC201, CPC202, CPC61		



Part No.	103326	Ref. No.	74.00.873
description	ignition electrode flange length 30mm flange width 17.5mm D1 ø 9mm L1 60mm L2 18mm BL1 27mm BL2 29mm fixing dimensions M4mm flange SCC_WE, CM_P 61-101/201G		



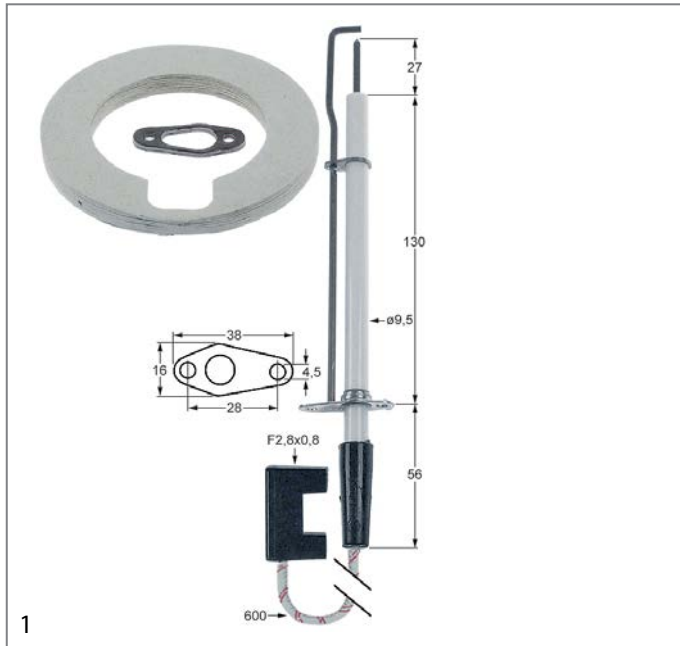
Part No.	103303	Ref. No.	74.00.034P
description	ignition electrode flange length 26mm flange width 16mm D1 ø 9mm D2 ø 3.5mm L1 88mm BL1 82mm cable length 340mm		



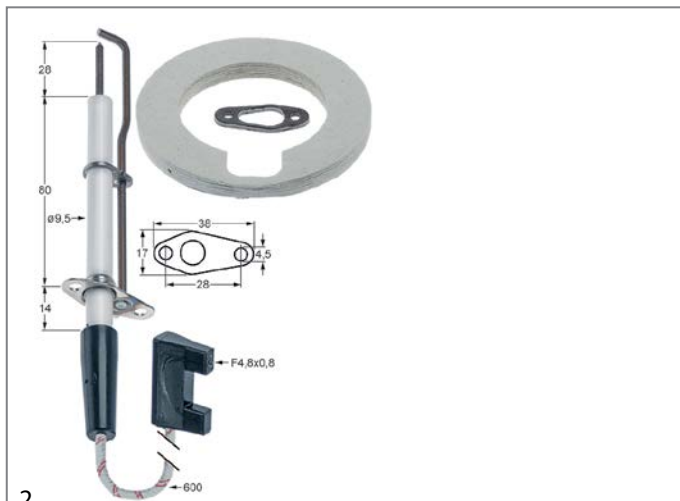
Part No.	103333	Ref. No.	74.00.235 74.00.235S
description	ignition electrode flange length 30mm flange width 17mm D1 ø 9mm L1 37mm L2 10mm BL1 15mm BL2 25mm fixing dimensions M4mm with flange with earthing contact		
For models:	CM101, CM102, CM201, CM202, CM61, CM62, SCC101, SCC102, SCC201, SCC202, SCC61, SCC62		




Part No.	103302	Ref. No.	74.00.230 74.00.230P
description	ignition electrode flange length 26mm flange width 16mm D1 ø 9mm L1 9mm L2 73mm BL1 82mm BL2 14mm connection F 4.8x0.8mm cable length 400mm mounting distance 19mm with flange		
For models:	CM101, CM102, CM201, CM202, CM61, CM62, SCC101, SCC102, SCC201, SCC202, SCC61, SCC62		



Part No.	102884	Ref. No.	44.00.249 44.00.249P 87.00.662
description	ignition electrode flange length 38mm flange width 16mm D1 ø 9.5mm L1 27mm BL1 130mm BL2 56mm connection F 2.8x0.8mm cable length 600mm fixing dimensions ø4.5mm mounting distance 28mm with flange with earthing contact		
For models:	CM101, CM102, CM201, CM202, SCC101, SCC102, SCC201, SCC202		



Part No.	102883	Ref. No.	44.00.251P 87.00.663
description	ignition electrode flange length 38mm flange width 17mm D1 ø 9.5mm L1 28mm BL1 80mm BL2 14mm connection F 4.8x0.8mm cable length 600mm fixing dimensions ø4.5mm mounting distance 28mm with flange with earthing contact		
For models:	CM61, CM62, SCC61, SCC62		



Part No.	103304	Ref. No.	44.01.237 44.01.237P 87.01.346
description	ignition electrode with accessories flange length 38mm flange width 16mm D1 ø 9mm BL1 54mm BL2 144mm cable length 575mm		

gas burners bar burners

Part No.	109184	Ref. No.	72.00.048
description	insulation for burner ø 97.5mm ID ø 62.5mm thickness 9.5mm		
For models:	CM101, CM102, CM201, CM202, CM61, CM62, SCC101, SCC102, SCC201, SCC202, SCC61, SCC62		

surface burners

Part No.	105948	Ref. No.	2068.0215 2068.0225
description	surface burner L 330mm W 140mm H 55mm firing range 320x130mm burner rows 18 convection oven		
For models:	CM101, CM201, CM62		

Part No.	105951	Ref. No.	2068.0229 2072.1001
description	surface burner number of rows 14 nozzle ø 0.62mm		
For models:	CM201		



1

Part No.	105952	Ref. No.	2068.0228 2072.1000
description	surface burner number of rows 14 nozzle ø 1.1mm		
For models:	CM201		



1

Part No.	105949	Ref. No.	2068.0227 2072.1002
description	surface burner number of rows 18 nozzle ø 0.62mm		
For models:	CM201		

1

Part No.	105950	Ref. No.	2068.0216 2068.0226
description	surface burner number of rows 18 nozzle ø 0.65mm LPG		
For models:	CM101, CM62		

forced air burners



1

Part No.	108152	Ref. No.	70.00.566
description	blower for burner combi-steamer SCC_WE, CM_P 61-202 230V 110W hole distance 50mm NRG18/0800-3612-030203		

accessories

gaskets



1

Part No.	104283	Ref. No.	5110.1318
description	gasket L 100mm W 100mm hole ø 64mm		
For models:	CM101, CM102, CM201, CM202, CM61, CPC101, CPC102, CPC201, CPC202, CPC61		

miscellaneous



1

Part No.	500807	Ref. No.	8668.1372
description	deflector for aspiration		

auxiliary gas parts

gas hoses

miscellaneous



1

Part No.	250036	Ref. No.	2036.0610
description	gas hose T1: 1/2" L 800mm		
For models:	CM101, CM62		

pressure switches



1

Part No.	541108	Ref. No.	3017.1004
description	pressure control		
For models:	CM101, CM102, CM201, CM202, CM61, CPC101, CPC102, CPC201, CPC202, CPC61		



1

Part No.	541111	Ref. No.	3017.1003 3017.1006 3017.1010
description	pressure control pressure range adjustable 0.2- 3mbar pressure connection horizontal gas technology connection 6mm suitable for RATIONAL		
For models:	CM101, CM102, CM201, CM202, CM61, CPC101, CPC102, CPC201, CPC202, CPC61		



consumables

PTFE tapes



1	Part No.	890100	Ref. No.	5012.0524
description	PTFE tape reel L 12m W 12mm -200 up to +260°C approval DIN-DVGW, KTW temperature-resistant, elastic for fine thread thickness 0.1mm			
description	PTFE thread sealing tape for fine metal threads Application: All sanitary and heating circuits in hot and cold water areas. DVGW tested. DIN EN751-3. For fine thread DN < 10. Pressure: up to 20 bar. Temperature range: -60°C to +260°C			
For models:	CM101, CM201, CM62			

equipment-specific units
for convection ovens/combi-steamers

drain units

drip rails



1	Part No.	696533	Ref. No.	2530.070008 8100.0116
description	drip rail for combi-steamer L 600mm SS W 34mm hole ø 8mm			
For models:	CC101, CC6, CD101, CM101			



1	Part No.	699339	Ref. No.	24.01.800
description	drip rail for door inside L 495mm W 19.5mm for combi-steamer SCC, CM 61/101			
For models:	CM101, CM61, SCC101, SCC61			

1			
Part No.	694434	Ref. No.	8455.1315 8455.1465 8455.1474 8455.1481
description	drip rail with bezel L 465mm plastic for combi-steamer hose ø 15mm		
For models:	CD101, CD61, CM101, CM61, CPC101, CPC61		


1			
Part No.	692854	Ref. No.	50.01.192
description	drip rail with sleeve L 750mm plastic suitable for combi-steamer SCC 62/102		
For models:	SCC102, SCC62		
spare parts for	692854		
		Part No.	694322
		Ref. No.	50.00.303
	sleeve for drip pan D1 ø 15mm D2 ø 20mm L 62mm		

steam generators

steam generators



1			
Part No.	692686	Ref. No.	8350.1300
description	steam generator L 250mm W 140mm H 440mm		
For models:	CD61, CM61, CPC61		

1

Part No.	697779	Ref. No.	8350.7100
description	steam generator suitable for RATIONAL		
For models:	CM201, CPC201		



1

Part No.	698397	Ref. No.	44.00.185 44.01.094 87.00.414
description	steam generator suitable for RATIONAL		
For models:	CM102, SCC102		

steam pipes



1

Part No.	530875	Ref. No.	44.00.362
description	steam hose ext. ø 78 ID ø 70mm L 54mm silicone red/black		
For models:	CM202, SCC202		

spare parts and accessories



1

Part No.	108152	Ref. No.	70.00.566
description	blower for burner combi-steamer SCC_WE, CM_P 61-202 230V 110W hole distance 50mm NRG118/0800-3612-030203		



1


Part No.	694998	Ref. No.	56.00.488
description	container L 160mm W 135mm H 66mm suitable for combi-steamer SCC Linie 61-202		
For models:	SCC101, SCC102, SCC61, SCC62		



1


Part No.	694996	Ref. No.	54.01.141S
description	sleeve with clip ø 61/73mm suitable for combi-steamer SCC_WE, CM_P 61/62/101		

filters



1


Part No.	514525	Ref. No.	54.01.117
description	drain filter L 168mm W 59mm H 22mm for combi-steamer SCC_WE, CM_P 61-202		




1


Part No.	701580	Ref. No.	2005.0307
description	drain filter ø 71mm H 18mm IT M6 for combi-steamer model CPC-Linie CPC 61/101/201		
For models:	CPC101, CPC201, CPC61		



 <p>1</p>			
Part No.	701575	Ref. No.	20.00.998
description	drain filter ø 98mm H 26mm for combi-steamer model SCC Linie 61/101 spout ø 70mm		
For models:	CM101, CM61, SCC101, SCC61		


 <p>1</p>			
Part No.	694649	Ref. No.	16.01.327
description	mounting plate L 425mm W 31mm H 20mm SS for control panel		
For models:	CM101, CM102, CM201, CM202, CM61, CM62, SCC101, SCC102, SCC201, SCC202, SCC61, SCC62		

housing and bezels


 <p>1</p>			
Part No.	699801	Ref. No.	56.00.380 87.01.288
description	cover for drain assembly L 325mm W 162mm H 92mm		
For models:	SCC101, SCC102, SCC61, SCC62		

glass panels


 <p>1</p>			
Part No.	692856	Ref. No.	24.00.212
description	door glass for combi-steamer SCC/CM202 L 1340mm mounting pos. inner W 680mm thickness 6mm		
For models:	CM202, SCC202		

 <p>1</p>			
Part No.	699802	Ref. No.	50.00.279 50.00.751
description	cover for spray gun D1 ø 90/145mm L 145mm H 68mm		
For models:	CM101, CM102, CM61, CM62, SCC101, SCC102, SCC61, SCC62		


 <p>1</p>			
Part No.	694937	Ref. No.	8474.1336
description	glass panel for door inside combi-steamer CPC-Linie 61 L 573mm W 495mm thickness 7mm		
For models:	CD61, CM101, CM61, CPC61		

 <p>1</p>			
Part No.	694999	Ref. No.	22.00.767
description	cover cap for ventilation combi-steamer SCC_WE, CM_P 61-202 thread M6 ø 100mm		

 <p>1</p>			
Part No.	694938	Ref. No.	24.00.200
description	glass panel for door inside combi-steamer SCC/CM102 L 763mm W 680mm thickness 7mm		
For models:	CM102, SCC102		

 <p>1</p>			
Part No.	694939	Ref. No.	22.00.353
description	cover cap for ventilation for combi-steamer SCC Linie 61-202 D1 ø 90mm thread M6 thickness 1mm		
For models:	CM101, CM102, CM201, CM202, CM61, CM62, SCC101, SCC102, SCC201, SCC202, SCC61, SCC62		

 <p>1</p>			
Part No.	694492	Ref. No.	24.00.163
description	glass panel L 485mm W 508mm thickness 6mm mounting pos. inner for combi-steamer		
For models:	CM61, SCC61		

 <p>1</p>			
Part No.	699810	Ref. No.	54.00.781
description	lid with nozzle extinction L 170mm W 125mm		
For models:	SCC102, SCC62		



air filters



Part No.	699340	Ref. No.	16.01.526
-----------------	--------	-----------------	-----------

description	filter L 200mm W 220mm H 50mm
--------------------	-------------------------------



Part No.	692694	Ref. No.	16.00.292 16.00.673 16.01.662
-----------------	--------	-----------------	-------------------------------------

description	filter L 220mm W 50mm ømm H 150mm SCC Line
--------------------	--

For models:	CM101, CM102, CM201, CM202, CM61, CM62, SCC101, SCC102, SCC201, SCC202, SCC61, SCC62
--------------------	--



Part No.	692695	Ref. No.	2039.0337 5214.1300 8455.1377
-----------------	--------	-----------------	-------------------------------------

description	filter insert L 213mm W 60mm ømm H 90mm
--------------------	---

For models:	CD101, CD102, CD201, CD202, CD61, CM101, CM102, CM201, CM202, CM61, CPC101, CPC102, CPC201, CPC202, CPC61
--------------------	---

cleaning system

coupling bushings



Part No.	694486	Ref. No.	2062.0348
-----------------	--------	-----------------	-----------

description	coupling bush for cleaning system
--------------------	-----------------------------------

For models:	CPC201, CPC202
--------------------	----------------



Part No.	694487	Ref. No.	2062.0347
-----------------	--------	-----------------	-----------

description	coupling bush for cleaning system
--------------------	-----------------------------------

For models:	CPC201, CPC202
--------------------	----------------



Part No.	694488	Ref. No.	2062.0350
-----------------	--------	-----------------	-----------

description	coupling bush for cleaning system
--------------------	-----------------------------------

For models:	CPC201, CPC202
--------------------	----------------



Part No.	694489	Ref. No.	2062.0349
-----------------	--------	-----------------	-----------

description	coupling bush for cleaning system
--------------------	-----------------------------------

For models:	CPC201, CPC202
--------------------	----------------

pumps



Part No.	500578	Ref. No.	56.00.153 56.00.185
-----------------	--------	-----------------	------------------------

description	pump inlet ø 24mm outlet ø 24mm type UP30-274 230V 50/60Hz 1 phase 0.09kW 0.12HP L 145mm rotation direction left capacitor 2.5µF HANNING
--------------------	--


For models:	SCC101, SCC102, SCC201, SCC202, SCC61, SCC62
--------------------	--

spare parts for	500578
------------------------	--------

Part No.	501345	Ref. No.	—
-----------------	--------	-----------------	---



O-ring	EPDM thickness 3mm ID ø 58mm Qty 1 pcs
---------------	--



Part No.	500579	Ref. No.	56.00.178 56.00.178P 56.00.186 87.00.437
-----------------	--------	-----------------	---

description	pump inlet ø 24mm outlet ø 24mm type UP30-275 230V 50/60Hz 1 phase 0.09kW 0.12HP L 145mm rotation direction left capacitor 2.5µF HANNING
--------------------	--

For models:	SCC201, SCC202
--------------------	----------------

spare parts for	500579
------------------------	--------


Part No.	501345	Ref. No.	—
-----------------	--------	-----------------	---



O-ring	EPDM thickness 3mm ID ø 58mm Qty 1 pcs
---------------	--




cleaning arms



1


Part No.	541433	Ref. No.	8655.2101
description	cleaning arm CleanJet suitable for RATIONAL _101-_202		
For models:	CPC101, CPC102, CPC201, CPC202		



1

Part No.	541432	Ref. No.	8655.2100
description	cleaning arm CleanJet suitable for RATIONAL _61		
For models:	CPC61		


hoses



1


Part No.	694491	Ref. No.	50.00.172
description	supply tube for hose reel		
For models:	CM101, CM61, SCC101, SCC61		

pipes



1


Part No.	520965	Ref. No.	22.00.916
description	air ducting L 183mm ø 52.5mm for combi-steamer SCC_WE, CM_P, 201/202		



1


Part No.	521193	Ref. No.	22.00.915
description	air ducting L 186mm ø 53mm for combi-steamer SCC_WE, CM_P, 101/102		

non-return valves



1


Part No.	531321	Ref. No.	2069.0107
description	non-return valve		
For models:	CD201, CD202, CM201, CM202, CPC201, CPC202, SCC201, SCC202		



1


Part No.	531297	Ref. No.	50.00.078
description	non-return valve ø 16.4mm L 18mm		
For models:	CM101, CM102, CM201, CM202, CM61, CM62, SCC101, SCC102, SCC201, SCC202, SCC61, SCC62		

hoses



1


Part No.	530794	Ref. No.	2112.1304
description	formed hose ED ø 29mm ID ø 23mm L 485mm for combi-steamer CPC-Linie 102/201E		
For models:	CD102, CD201, CM102, CM201, CPC102, CPC201		





1


Part No.	530791	Ref. No.	44.00.242
description	formed hose ED ø 29mm ID ø 23mm L 730mm for combi-steamer SCC Linie 202		
For models:	CM202, SCC202		



			
1			
Part No.	530908	Ref. No.	44.01.221
description	formed hose ext. \varnothing 30 ID \varnothing 23mm silicone combi-steamer SCC_WE, CM_P		


			
1			
Part No.	530793	Ref. No.	44.00.231 44.00.238
description	formed hose ID \varnothing 22mm ED \varnothing 28mm L 640mm for combi-steamer SCC, CM201/202 since 04/2004		
For models:	CM201, CM202, SCC201, SCC202		

			
1			
Part No.	530792	Ref. No.	2112.1305
description	formed hose ID \varnothing 22mm ED \varnothing 29mm L 640mm for combi-steamer CPC 202		
For models:	CD202, CM202, CPC202		


			
1			
Part No.	694490	Ref. No.	2112.1310
description	formed hose ID \varnothing 22mm ED \varnothing 30mm L 80mm steam generator		
For models:	CD101, CD102, CD201, CD202, CD61, CM101, CM102, CM201, CM202, CM61, CM62, CPC101, CPC102, CPC201, CPC202, CPC61, SCC101, SCC102, SCC201, SCC202, SCC61, SCC62		

			
1			
Part No.	698610	Ref. No.	54.00.086
description	formed hose ID \varnothing 48mm ED \varnothing 54mm L 100mm for combi-steamer		
For models:	CM101, CM61, SCC101, SCC61		

			
1			
Part No.	694362	Ref. No.	2022.0201
description	hose for combi-steamer		
For models:	CC101, CC201, CC6, CD101, CD201, CM101, CM201		

			
1			
Part No.	530912	Ref. No.	70.00.117
description	hose ID \varnothing 40mm L 480mm for combi-steamer SCC Linie 101/G		
For models:	CM101, SCC101		

			
1			
Part No.	530911	Ref. No.	70.00.115
description	hose ID \varnothing 40mm L 800mm for combi-steamer SCC Linie 101/G		
For models:	CM101, CM62, SCC101, SCC62		


			
1			
Part No.	694924	Ref. No.	2112.1300
description	hose ID \varnothing 50mm ED \varnothing 56mm L 89mm CPC-Linie 61		
For models:	CD61, CM61, CPC61		

			
1			
Part No.	692102	Ref. No.	2112.1006
description	hose ID \varnothing 50mm ED \varnothing 60mm L 50mm		
For models:	CCC101, CCC102, CCC61, CCD101, CCD102, CCD61, CCM101, CCM102, CCM61, CD101, CD102, CD201, CD61, CM101, CM102, CM201, CM202, CM61, CM62, CPC101, CPC102, CPC201, CPC202, CPC61, SCC101, SCC102, SCC201, SCC61, SCC62		





1

Part No.	694321	Ref. No.	2112.1307
description	hose ID ø 70mm ext. ø 80 L 80mm for combi-steamer		
For models:	CD102, CD201, CD202, CM102, CM201, CM202, CPC102, CPC201, CPC202, SCC201, SCC202		




1

Part No.	698611	Ref. No.	8354.1320
description	pump hose for combi-steamer		
For models:	CM101, CM102, CM201, CM202, CM61, CM62, SCC101, SCC102, SCC201, SCC202, SCC61, SCC62		



1

Part No.	530796	Ref. No.	2110.1019 2110.1020 2112.1019
description	silicone hose ID ø 5mm ED ø 8mm L 1190mm for combi-steamer CPC/SCC Linie		
For models:	CM101, CM102, CM201, CM61, CPC101, CPC102, CPC201, CPC202, CPC61, SCC101, SCC102, SCC201, SCC202, SCC61, SCC62		



1

Part No.	530795	Ref. No.	2110.1029
description	silicone hose ID ø 6mm ED ø 10mm L 1085mm for combi-steamer CPC-Linie CM 61-202/G white		
For models:	CPC101, CPC102, CPC201, CPC202, CPC61		



1


Part No.	530798	Ref. No.	2110.1030
description	silicone hose ID ø 6mm ED ø 10mm L 1120mm for combi-steamer CPC-Linie CM 61-202/G		
For models:	CPC101, CPC102, CPC201, CPC202, CPC61		




1

Part No.	530875	Ref. No.	44.00.362
description	steam hose ext. ø 78 ID ø 70mm L 54mm silicone red/black		
For models:	CM202, SCC202		

service kits




1

Part No.	530874	Ref. No.	8720.1469 8720.1521
description	conversion kit - for combi-steamer CPC-Linie 61-102E RATIONAL		
For models:	CPC101, CPC102, CPC61		
spare parts for	530874		
	Part No.	Ref. No.	2039.0360 2039.0362 2039.0376 8720.1525
	conversion kit for tank inlet fitting		



1


Part No.	512496	Ref. No.	87.00.417
description	repair kit shaft sealing gaskets and grease for combi-steamer SCC, CM61-202 since 06/2007		



1

Part No.	699811	Ref. No.	87.00.065
description	service kit for bulb socket RATIONAL		





			
1			
Part No.	530882	Ref. No.	87.01.174
description	thread bolt retrofit kit RATIONAL for combi-steamer SCC_WE, CM_P 61-102 M6 A2-70		


drip water trays			
			
1			
Part No.	699800	Ref. No.	50.00.300
description	drip tray plastic L 745mm W 47mm H 20mm		
For models:	CM102, CM62, SCC102, SCC62		


door mechanics			
miscellaneous			
			
1			
Part No.	694934	Ref. No.	2940.1306
description	cover for door latch suitable for combi-steamer CPC-Linie 201/202 aluminium L 96.5mm W 65.5mm		
For models:	CD201, CD202, CM201, CM202, CPC201, CPC202		



locking mechanism			
			
1			
Part No.	530873	Ref. No.	24.01.350
description	catch for combi-steamer SCC-Linie 201/202 L 88.5mm W 64mm H 70mm ID ø 18mm		

accessories			
			
1			
Part No.	698608	Ref. No.	24.00.171
description	buffer silicone for door		
For models:	CM101, CM102, CM61, CM62, SCC101, SCC102, SCC201, SCC61, SCC62		


			
1			
Part No.	694656	Ref. No.	2039.0402
description	door bumper silicone ø 13mm L 19mm		
For models:	CD101, CD102, CD201, CD202, CD61, CM101, CM102, CM201, CM202, CM61, CPC101, CPC102, CPC201, CPC202, CPC61		

vibration pumps			
			
1			
Part No.	500580	Ref. No.	3002.1003 8720.1526
description	vibration pump 230V 60W 50/60Hz inlet ø 7 outlet ø 1/8" IT CEME type E512 with accessories duty cycle 1/2 ambient temperature max. 60°C medium temp max. 35°C overheating protection 110°C CleanJet		
For models:	CPC101, CPC102, CPC201, CPC202, CPC61		


miscellaneous			
			
1			
Part No.	520964	Ref. No.	2062.0333
description	adapter for non-return valve combi-steamer CPC, CM, CD, SCC thread 3/4" ET - 3/4" IT L 41.5mm bore ø 13mm D1 ø 31mm thickness 3mm		
For models:	CD101, CD102, CD201, CD202, CD61, CM101, CM102, CM201, CM202, CM61, CPC101, CPC102, CPC201, CPC202, CPC61		


			
1			
Part No.	694433	Ref. No.	2069.0108
description	air valve for combi-steamer bore ø 2mm L 18mm plastic ø 20mm		
For models:	CD101, CD102, CD201, CD202, CD61, CM101, CM102, CM201, CM202, CM61, CM62, CPC101, CPC102, CPC201, CPC202, CPC61, SCC101, SCC102, SCC201, SCC202, SCC61, SCC62		
accessories for	694433		
	Part No.	694402	Ref. No.
			2062.0332 8354.1304
	valve body for air valve hose ø 10mm		




			
1			
Part No.	693559	Ref. No.	2060.1600
description	bearing block for glass plate mounting pos. outer		
For models:	CCC101, CCC61, CCD101, CCD61, CCM101, CCM61		

			
1			
Part No.	694945	Ref. No.	2118.1201
description	boot combi-steamer CPC C-Linie 61/101 ID ø 75mm W 131mm H 61mm rubber		
For models:	CCC101, CCC102, CCC61, CCD101, CCD102, CCD61, CCM101, CCM102, CCM61		


			
1			
Part No.	693523	Ref. No.	22.00.479
description	bracket		


			
1			
Part No.	693522	Ref. No.	22.00.480
description	bracket for core temperature probe		

			
1			
Part No.	693524	Ref. No.	22.00.453
description	bracket for core temperature probe L 80mm ø 16mm		

			
1			
Part No.	693532	Ref. No.	8354.1302
description	bracket for level electrode		
For models:	CM101, CM61, CPC101, CPC61		


			
1			
Part No.	693533	Ref. No.	2920.1300
description	bracket for level electrode		
For models:	CD101, CD102, CD201, CD202, CD61, CM101, CM102, CM201, CM202, CM61, CM62, CPC101, CPC102, CPC201, CPC202, CPC61, SCC101, SCC102, SCC201, SCC202, SCC61, SCC62		

			
1			
Part No.	693550	Ref. No.	2016.0852
description	bush D1 ø 52mm D2 ø 25mm PTFE H 14.5mm		


			
1			
Part No.	693526	Ref. No.	2060.1210
description	bush for spray gun		
For models:	CD101, CD102, CD61, CM101, CM102, CM61, CPC101, CPC102, CPC61		




1			
Part No.	693595	Ref. No.	50.00.135 50.00.752
description	bush for spray gun		
For models:	CM201, CM202, SCC201, SCC202		



1			
Part No.	692101	Ref. No.	16.00.281 2039.0331
description	cap D1 ø 19mm D2 ø 10mm		
For models:	CD101, CD102, CD201, CD202, CD61, CM101, CM102, CM201, CM202, CM61, CM62, CPC101, CPC102, CPC201, CPC202, CPC61, SCC101, SCC102, SCC201, SCC202, SCC61, SCC62		



1			
Part No.	699809	Ref. No.	50.00.156
description	clamp for spray gun L 24mm		
For models:	CM101, CM102, CM201, CM202, CM61, CM62, SCC101, SCC102, SCC201, SCC202, SCC61, SCC62		



1			
Part No.	692295	Ref. No.	2001.0124
description	compression spring ø 48mm L 71mm wire gauge ø 2.2mm		
For models:	CM101, CM102, CM201, CM202, CPC101, CPC202, SCC101, SCC102, SCC201, SCC202		



1			
Part No.	510558	Ref. No.	2022.0110
description	connection for pump		
For models:	CC101, CC201, CC6, CD101, CD20, CD201, CM101, CM201		



1			
Part No.	510559	Ref. No.	2118.1000 5001.0208
description	connection for pump		
For models:	CCC101, CCC102, CCC201, CCC202, CCC61, CCD101, CCD102, CCD201, CCD202, CCD61, CCM101, CCM102, CCM201, CCM202, CCM61, CD101, CD102, CD201, CD202, CD61, CM101, CM102, CM201, CM202, CM61, CM62, CPC101, CPC102, CPC201, CPC202, CPC61, SCC101, SCC102, SCC201, SCC202, SCC61, SCC62		



1			
Part No.	694786	Ref. No.	22.00.213 22.00.214 87.00.325 87.00.469
description	conversion kit for ventilation for combi-steamer		
For models:	CM101, CM102, CM201, CM202, SCC101, SCC102, SCC201, SCC202		




1			
Part No.	696782	Ref. No.	87.00.630
description	conversion kit for ventilation for combi-steamer		




1

Part No.	702000	Ref. No.	10.00.357
description	cover cap for tray rack trolley D1 ø 20mm H 13.5mm D2 ø 26mm plastic Qty 5 pcs SCC-Linie 201/202		
For models:	CM201, CM202, SCC201, SCC202		




1

Part No.	694652	Ref. No.	2070.0050
description	drain pipe angled D1 ø 54mm D2 ø 40mm L 95mm plastic H 95mm		
For models:	CD101, CD102, CD201, CD202, CD61, CM101, CM102, CM201, CM202, CM61, CPC101, CPC102, CPC201, CPC202, CPC61		



1

Part No.	694650	Ref. No.	50.01.191
description	drain pipe for combi-steamer L 555mm plastic		
For models:	SCC101, SCC61		



1

Part No.	694391	Ref. No.	50.00.299 50.00.556 50.01.613
description	drain pipe with sleeve for drip pan L 560mm PE		
For models:	CM101, CM61, SCC101, SCC61		




1

Part No.	524459	Ref. No.	50.00.286
description	drip rail L 540mm plastic W 63mm		
For models:	CM101, CM61, SCC101, SCC61		
accessories for	524459		
	Part No.	697931	Ref. No.
			50.00.296 50.00.296P
	mounting clip plastic W 20mm Qty 5 pcs		




1

Part No.	524454	Ref. No.	8474.1377 8474.1380
description	drip rail push-in for door L 549mm metal W 24mm H 25mm		
For models:	CD101, CD61, CM101, CM61, CPC101, CPC61		




1

Part No.	694651	Ref. No.	2005.0301 2005.0308
description	filter for combi-steamer ø 97mm hole ø 6mm H 17.5mm		
For models:	CCC102, CCC202, CCD202, CCM102, CCM202, CD102, CD202, CM101, CM102, CM201, CM202, CM61, CM62, CPC102, CPC202, SCC101, SCC102, SCC201, SCC202, SCC61, SCC62		



1

Part No.	520917	Ref. No.	74.00.296
description	gasket for heat exchanger D1 ø 104mm D2 ø 132mm		
For models:	CM101, CM102, CM201, CM202, CM61, CM62, SCC101, SCC102, SCC201, SCC202, SCC61, SCC62		



1

Part No.	694320	Ref. No.	5012.0566
description	gasket for lid ø 145mm		
For models:	CD101, CD102, CD61, CM101, CM102, CM201, CM202, CM61, CM62, CPC101, CPC102, CPC61, SCC101, SCC102, SCC201, SCC202, SCC61, SCC62		



1

Part No.	694527	Ref. No.	2070.0020
description	gasket rubber ED ø 57mm ID ø 39mm thickness 4mm for combi-steamer Qty 1 pcs suitable for RATIONAL		
For models:	CC101, CC201, CC6, CD101, CD20, CD201, CM101, CM201		



1

Part No.	512184	Ref. No.	8664.1301
description	hose connector plastic thread 3/4" Qty 1 pcs connection distance 60mm T-shape		
For models:	CD101, CD102, CD201, CD202, CD61, CM101, CM102, CM201, CM202, CM61, CM62, CPC101, CPC102, CPC201, CPC202, CPC61, SCC101, SCC102, SCC201, SCC202, SCC61, SCC62		



1

Part No.	694936	Ref. No.	5003.0300 5003.0300ET 5212.1200
description	insulating mat for combi-steamer CPC-Linie L 1078mm W 635mm H 11mm foam Qty 2 pcs		
For models:	CC101, CC6, CCC101, CCC102, CCC61, CCD101, CCD102, CCD61, CCM101, CCM102, CCM61, CD101, CD102, CD201, CD202, CD61, CM101, CM102, CM201, CM202, CM61, CPC101, CPC102, CPC201, CPC202, CPC61, SCC101, SCC61		



1

Part No.	551348	Ref. No.	20.01.755P
description	insulation SCC_WE, CM_P 61-202 L 248mm bore ø 30mm W 193mm H 15mm		



1

Part No.	697931	Ref. No.	50.00.296 50.00.296P
description	mounting clip plastic W 20mm Qty 5 pcs		
For models:	CM101, CM102, CM61, CM62, SCC101, SCC102, SCC61, SCC62		



1

Part No.	694653	Ref. No.	60.60.566
description	outflow plug with chain for combi-steamer plastic ø 39mm H 22mm		



1

Part No.	694556	Ref. No.	50.00.230
description	pipe for hose reel L 700mm WS 24 plastic thread M20x1.75 ø 12mm		
For models:	CM201, CM202, SCC201, SCC202		



1

Part No.	693525	Ref. No.	60.60.859
description	pipe L 102mm ceramic ø 11.4mm		




1

Part No.	694654	Ref. No.	2120.1259
description	plug for draining L 40mm plastic ø 10mm		
For models:	CD101, CD102, CD201, CD202, CD61, CM101, CM102, CM201, CM202, CM61, CM62, CPC101, CPC102, CPC201, CPC202, CPC61, SCC101, SCC102, SCC201, SCC202, SCC61, SCC62		




1

Part No.	512497	Ref. No.	2039.0350
description	protection cap for pulser suitable for combi-steamer CPC-Linie CPC/CM 61-202 D1 ø 13.5mm H 8.5mm D2 ø 6mm silicone		
For models:	CPC101, CPC102, CPC201, CPC202, CPC61		



1

Part No.	692750	Ref. No.	5110.1027
description	shim for control panel bore ø 6mm D1 ø 17mm plastic for combi-steamer C-Linie/CPC-Linie CD/CM/61-202		
For models:	CCD101, CCD102, CCD201, CCD202, CCD61, CCM101, CCM102, CCM201, CCM202, CCM61, CD101, CD102, CD201, CD202, CD61, CM101, CM102, CM201, CM202, CM61, CM62, CPC201		



1

Part No.	693549	Ref. No.	2016.0853
description	retaining ring bush		
For models:	CD20		



1

Part No.	694322	Ref. No.	50.00.303
description	sleeve for drip pan D1 ø 15mm D2 ø 20mm L 62mm		
For models:	CM101, CM102, CM61, CM62, SCC101, SCC102, SCC61, SCC62		




1

Part No.	696393	Ref. No.	8514.1346
description	rotary nozzle for combi-steamer L 125mm stainless steel		
For models:	CPC101, CPC102, CPC201, CPC202, CPC61		




1

Part No.	530797	Ref. No.	22.00.354
description	spacer for ventilation combi-steamer SCC, CM61-202 since 06/2007 D1 ø 61mm H 26mm D2 ø 58mm thickness 1.5mm		
For models:	CM101, CM102, CM201, CM202, CM61, CM62, SCC101, SCC102, SCC201, SCC202, SCC61, SCC62		




1

Part No.	699808	Ref. No.	22.00.564
description	rubber sleeve for ventilation L 50mm ID ø 50mm ED ø 61mm		
For models:	CM101, CM102, CM201, CM202, CM61, CM62, SCC101, SCC102, SCC201, SCC202, SCC61, SCC62		



1


Part No.	692166	Ref. No.	2760.1540
description	support bracket for door drip tray bore ø 6x8mm L 65mm W 30mm		
For models:	CD101, CD102, CD61, CM101, CM102, CM61, CPC101, CPC102, CPC61		




1

Part No.	694658	Ref. No.	8720.1572
description	thread bolt angled L 42mm SS thread M6 ø 6mm		





			
1			
Part No.	694657	Ref. No.	8720.1571
description	thread bolt straight L 44mm SS thread M6 ø 6mm		

			
1			
Part No.	694940	Ref. No.	2120.1308
description	union nut for door drip tray for combi-steamer CPC-Linie CPC 61/101/201 L 8mm WS 5 thread M3 Qty 2 pcs		
For models:	CD101, CD102, CD61, CM101, CM102, CM61, CPC101, CPC102, CPC61		

			
1			
Part No.	694402	Ref. No.	2062.0332 8354.1304
description	valve body for air valve hose ø 10mm		
For models:	CD101, CD102, CD201, CD202, CD61, CM101, CM102, CM201, CM202, CM61, CM62, CPC101, CPC102, CPC201, CPC202, CPC61, SCC101, SCC102, SCC201, SCC202, SCC61, SCC62		
accessories for	694402		
			
	Part No.	Ref. No.	2069.0108
	air valve for combi-steamer bore ø 2mm L 18mm plastic ø 20mm		

			
1			
Part No.	692749	Ref. No.	22.00.568
description	ventilation valve for combi-steamer SCC Linie 61/62 L 137mm bore ø 47mm W 122mm		
For models:	SCC61, SCC62		

			
1			
Part No.	692747	Ref. No.	22.00.725
description	ventilation valve for combi-steamer SCC_WE, CM_P 61-202 L 134.5mm W 89mm H 108.5mm		

			
1			
Part No.	530799	Ref. No.	50.00.073
description	water distributor for combi-steamer SCC, CM L 83mm bore ø 13mm thread 3/4"		
For models:	CM201, CM202, SCC201, SCC202		

for boiling pans

miscellaneous

			
1			
Part No.	692215	Ref. No.	2039.0360 2039.0362 2039.0376 8720.1525
description	conversion kit for tank inlet fitting		
For models:	CPC101, CPC102, CPC61		



for dishwashers

screw connections



1			
Part No.	501387	Ref. No.	95.17.398
description	nut thread 3/4" H 13mm WS 30 Qty 1 pcs		

knobs

universal knobs



1			
Part No.	110253	Ref. No.	3013.0113
description	knob switch zero mark t.max.°C ø 50mm shaft ø 6x4.6mm shaft flat upper black		
For models:	CD101, CD20, CD201		




1			
Part No.	110244	Ref. No.	3013.0301
description	knob thermostat t.max. 250°C ø 50mm shaft ø 6x4.6mm shaft flat upper/lower black temperature range 30-250°C rotation 270°		
For models:	CD101, CD20, CD201		



1			
Part No.	110245	Ref. No.	3013.0201
description	knob thermostat t.max. 300°C ø 50mm shaft ø 6x4.6mm shaft flat upper black temperature range 50-300°C		
For models:	CD101, CD20, CD201		



1			
Part No.	110254	Ref. No.	3013.0114
description	knob thermostat t.max. 80°C ø 50mm shaft ø 6x4.6mm shaft flat upper black temperature range 50-80°C		
For models:	CD101, CD20, CD201		



1			
Part No.	110251	Ref. No.	3013.0105
description	knob time 120min + permanent ON t.max.°C ø 50mm shaft ø 6x4.6mm shaft flat upper black		
For models:	CD101, CD20, CD201		




1			
Part No.	110252	Ref. No.	3013.0108
description	knob time 120min + permanent ON t.max.°C ø 50mm shaft ø 6x4.6mm shaft flat upper black		
For models:	CD101, CD20, CD201		

producer-specific knobs


RATIONAL



1			
Part No.	110253	Ref. No.	3013.0113
description	knob switch zero mark t.max.°C ø 50mm shaft ø 6x4.6mm shaft flat upper black		
For models:	CD101, CD20, CD201		




1			
Part No.	110244	Ref. No.	3013.0301
description	knob thermostat t.max. 250°C ø 50mm shaft ø 6x4.6mm shaft flat upper/lower black temperature range 30-250°C rotation 270°		
For models:	CD101, CD20, CD201		


1

Part No.	110245	Ref. No.	3013.0201
description	knob thermostat t.max. 300°C ø 50mm shaft ø 6x4.6mm shaft flat upper black temperature range 50-300°C		
For models:	CD101, CD20, CD201		




1

Part No.	110254	Ref. No.	3013.0114
description	knob thermostat t.max. 80°C ø 50mm shaft ø 6x4.6mm shaft flat upper black temperature range 50-80°C		
For models:	CD101, CD20, CD201		



1

Part No.	110251	Ref. No.	3013.0105
description	knob time 120min + permanent ON t.max.°C ø 50mm shaft ø 6x4.6mm shaft flat upper black		
For models:	CD101, CD20, CD201		




1

Part No.	110252	Ref. No.	3013.0108
description	knob time 120min + permanent ON t.max.°C ø 50mm shaft ø 6x4.6mm shaft flat upper black		
For models:	CD101, CD20, CD201		




1

Part No.	112811	Ref. No.	16.00.231
description	knob for pulser ø 68.5mm shaft ø 5mm black		




1

Part No.	111957	Ref. No.	3013.0355
description	knob ø 60mm shaft ø 6x4.6mm shaft flat universal		
For models:	CPC101, CPC102, CPC201, CPC202, CPC61		




1

Part No.	111963	Ref. No.	16.00.232
description	knob ø 69mm shaft ø 5mm		
For models:	SCC101, SCC102, SCC201, SCC202, SCC61, SCC62		




1

Part No.	111649	Ref. No.	16.02.062
description	knob ø 69mm shaft ø 5mm silver		



1

Part No.	110262	Ref. No.	3013.0330 3013.0331
description	knob switch zero mark ø 42mm shaft ø 6x4.6mm shaft flat upper blue		
For models:	CCD101, CCD201, CCD202, CCD61, CCM101, CCM201, CCM202, CCM61, CM101, CM201, CM62		





1

Part No.	111958	Ref. No.	16.00.282
description	knob switch zero mark ø 50mm shaft ø 6x4.6mm shaft flat upper black		
For models:	CM101, CM102, CM201, CM202, CM61, CM62		



 <p>1</p>			
Part No.	110259	Ref. No.	3013.0344 3013.0346
description	knob switch zero mark ø 52mm shaft ø 6x4.6mm shaft flat upper blue		
For models:	CCD101, CCD102, CCD201, CCD202, CCD61, CCM101, CCM102, CCM201, CCM202, CCM61, CD101, CD102, CD201, CD202, CD61, CM101, CM102, CM201, CM202, CM61, CPC201		

 <p>1</p>			
Part No.	110144	Ref. No.	3013.0325 3013.0329
description	knob zero mark ø 40mm shaft ø 6mm 3-piece		
For models:	CM101, CM201		




 <p>1</p>			
Part No.	111812	Ref. No.	3013.0345
description	knob zero mark ø 52mm shaft ø 6x4.6mm shaft flat upper grey/black		


locks

turning lever locks




universal

RAHRBACH

 <p>1</p>				
Part No.	700098	Ref. No.	2016.0603	
description	door catch mounting pos. right off-set 38mm L 110mm H 74mm W 33mm mounting distance 68/68mm series 1750			
For models:	CC201, CD20, CD201, CM201			
spare parts for	700098			
	Part No.	690136	Ref. No.	2016.0605
		sliding plate mounting pos. right L 28mm H 3mm W 21mm H2 12.5mm		
accessories for	700098			
	Part No.	514281	Ref. No.	—
		base plate L 110mm W 35mm for door catch thickness 10mm		

 <p>1</p>			
Part No.	690136	Ref. No.	2016.0605
description	sliding plate mounting pos. right L 28mm H 3mm W 21mm H2 12.5mm		
For models:	CC201, CD20, CD201, CM201		


STUV


 <p>1</p>				
Part No.	700098	Ref. No.	2016.0603	
description	door catch mounting pos. right off-set 38mm L 110mm H 74mm W 33mm mounting distance 68/68mm series 1750			
For models:	CC201, CD20, CD201, CM201			
spare parts for	700098			
	Part No.	690136	Ref. No.	2016.0605
		sliding plate mounting pos. right L 28mm H 3mm W 21mm H2 12.5mm		
accessories for	700098			
	Part No.	514281	Ref. No.	—
		base plate L 110mm W 35mm for door catch thickness 10mm		

producer-specific



RATIONAL

 <p>1</p>			
Part No.	693519	Ref. No.	2016.1412 2016.1430 2016.1450
description	door handle L 230mm W 55mm H 62mm flange 56mm		
For models:	CC201, CD20, CD201, CM201		

 <p>1</p>			
Part No.	690102	Ref. No.	2016.1457
description	bearing block L 110mm H 63mm W 35mm mounting distance 1 30mm mounting distance 2 90mm hole ø 20mm type 1750		
For models:	CC201, CD20, CD201, CM201		

 <p>1</p>			
Part No.	700072	Ref. No.	2016.1300
description	door catch H 17mm L 84mm W 53mm mounting distance 68mm zinc die cast with wedge heated units		
For models:	CC201, CD20, CD201, CM201		



Part No.	700098	Ref. No.	2016.0603
description	door catch mounting pos. right off-set 38mm L 110mm H 74mm W 33mm mounting distance 68/68mm series 1750		
For models:	CC201, CD20, CD201, CM201		
spare parts for	700098		
	Part No.	690136	Ref. No. 2016.0605
description	sliding plate mounting pos. right L 28mm H 3mm W 21mm H2 12.5mm		
accessories for	700098		
	Part No.	514281	Ref. No. —
description	base plate L 110mm W 35mm for door catch thickness 10mm		



Part No.	693592	Ref. No.	2016.1453
description	plain washer for door latch plastic ø 56mm ID ø 40mm H 2.3mm		
For models:	CC201, CD20, CD201, CM201		



Part No.	690103	Ref. No.	2016.1452
description	screw cap H 47mm ø 40mm hole ø 10mm type 1750		
For models:	CC201, CD20, CD201, CM201		



Part No.	690136	Ref. No.	2016.0605
description	sliding plate mounting pos. right L 28mm H 3mm W 21mm H2 12.5mm		
For models:	CC201, CD20, CD201, CM201		



Part No.	690101	Ref. No.	2016.0604
description	snap lock L 85mm W 40mm mounting distance 68mm heated units H 63mm type 1750 series		
For models:	CC201, CD20, CD201, CM201		

handle latches

producer-specific

RATIONAL



Part No.	693563	Ref. No.	8514.1038
description	door catch		
For models:	CCC102, CCC201, CCC202, CCD102, CCD201, CCD202, CCM102, CCM201, CCM202		



Part No.	693562	Ref. No.	2940.1004 8720.1474
description	door catch conversion kit		
For models:	CCC102, CCC201, CCC202, CCD102, CCD201, CCD202, CCM102, CCM201, CCM202		





Part No.	694935	Ref. No.	24.01.351
description	door catch for door handle H 29mm L 98.5mm W 70mm mounting distance 50mm for combi-steamer SCC-Linie 201/202		





Part No.	693520	Ref. No.	8474.1019 8474.1305 8474.1410
description	door catch L 55.5mm W 60mm H 45mm mounting distance 50mm		
For models:	CCC102, CCC201, CCC202, CCD102, CCD201, CCD202, CCM102, CCM201, CCM202, CD201, CD202, CM201, CM202, CPC201, CPC202, SCC201, SCC202		





 <p>1</p>			
Part No.	693560	Ref. No.	2016.1501 2016.1507 2016.1509
description	door handle L 205mm W 58mm H 55mm black plastic shaft 20mm shaft ø 18mm		
For models:	CCC102, CCC201, CCC202, CCD102, CCD201, CCD202, CCM102, CCM201, CCM202, CD201, CD202, CM201, CM202, CPC201, CPC202		

 <p>1</p>			
Part No.	693561	Ref. No.	5110.1015
description	gasket for door latch ø 28mm ID ø 20mm H 4mm		
For models:	CCC102, CCC201, CCC202, CCD102, CCD201, CCD202, CCM102, CCM201, CCM202		


 <p>1</p>			
Part No.	694511	Ref. No.	1005.1901
description	pin for catch ø 5.6mm L 16mm		
For models:	CD201, CD202, CM201, CM202, CPC201, CPC202, SCC201, SCC202		

 <p>1</p>			
Part No.	693573	Ref. No.	2940.1305
description	bolt piece for door L 58mm H 20mm ø 36mm hole ø 8mm		
For models:	CD201, CD202, CM201, CM202, CPC201, CPC202, SCC201, SCC202		


 <p>1</p>			
Part No.	693574	Ref. No.	8455.1300
description	cover for closing jaw		
For models:	CD201, CD202, CM201, CM202, CPC201, CPC202		

 <p>1</p>			
Part No.	694934	Ref. No.	2940.1306
description	cover for door latch suitable for combi-steamer CPC-Linie 201/202 aluminium L 96.5mm W 65.5mm		
For models:	CD201, CD202, CM201, CM202, CPC201, CPC202		


 <p>1</p>			
Part No.	693538	Ref. No.	1006.1000 8514.1307
description	door catch H 70mm L 100mm W 30mm mounting distance 50mm		
For models:	CD201, CD202, CM201, CM202, CPC201, CPC202, SCC201, SCC202		


 <p>1</p>			
Part No.	693520	Ref. No.	8474.1019 8474.1305 8474.1410
description	door catch L 55.5mm W 60mm H 45mm mounting distance 50mm		
For models:	CCC102, CCC201, CCC202, CCD102, CCD201, CCD202, CCM102, CCM201, CCM202, CD201, CD202, CM201, CM202, CPC201, CPC202, SCC201, SCC202		


 <p>1</p>			
Part No.	693560	Ref. No.	2016.1501 2016.1507 2016.1509
description	door handle L 205mm W 58mm H 55mm black plastic shaft 20mm shaft ø 18mm		
For models:	CCC102, CCC201, CCC202, CCD102, CCD201, CCD202, CCM102, CCM201, CCM202, CD201, CD202, CM201, CM202, CPC201, CPC202		


 <p>1</p>			
Part No.	694511	Ref. No.	1005.1901
description	pin for catch ø 5.6mm L 16mm		
For models:	CD201, CD202, CM201, CM202, CPC201, CPC202, SCC201, SCC202		




			
1			
Part No.	693573	Ref. No.	2940.1305
description	bolt piece for door L 58mm H 20mm ø 36mm hole ø 8mm		
For models:	CD201, CD202, CM201, CM202, CPC201, CPC202, SCC201, SCC202		



			
1			
Part No.	693582	Ref. No.	24.00.216
description	cover for door latch L 97mm W 10.5mm mounting distance 71mm H 65mm		
For models:	CM201, CM202, SCC201, SCC202		



			
1			
Part No.	693538	Ref. No.	1006.1000 8514.1307
description	door catch H 70mm L 100mm W 30mm mounting distance 50mm		
For models:	CD201, CD202, CM201, CM202, CPC201, CPC202, SCC201, SCC202		


			
1			
Part No.	693520	Ref. No.	8474.1019 8474.1305 8474.1410
description	door catch L 55.5mm W 60mm H 45mm mounting distance 50mm		
For models:	CCC102, CCC201, CCC202, CCD102, CCD201, CCD202, CCM102, CCM201, CCM202, CD201, CD202, CM201, CM202, CPC201, CPC202, SCC201, SCC202		


			
1			
Part No.	693581	Ref. No.	24.00.136
description	door handle plastic		
For models:	CM201, CM202, SCC201, SCC202		


			
1			
Part No.	694511	Ref. No.	1005.1901
description	pin for catch ø 5.6mm L 16mm		
For models:	CD201, CD202, CM201, CM202, CPC201, CPC202, SCC201, SCC202		

			
1			
Part No.	693578	Ref. No.	24.00.141
description	bracket for door catch L 66mm W 23.5mm H 19mm mounting distance 46mm		
For models:	CM101, CM102, CM61, CM62, SCC101, SCC102, SCC61, SCC62		
accessories for	693578		
	Part No.	693579	Ref. No. 24.00.142
	door catch H 10.5mm L 42mm W 13mm M5		

			
1			
Part No.	693576	Ref. No.	24.00.176 24.02.762
description	catch L 83mm ø 41mm clamp length 43mm BL 45mm		
For models:	CM101, CM102, CM61, CM62, SCC101, SCC102, SCC61, SCC62		
spare parts for	693576		
	Part No.	693577	Ref. No. —
	D-lock W 29mm H 17mm spring length 50mm spring thickness 3mm		


			
1			
Part No.	693580	Ref. No.	24.00.504
description	cover for catch		
For models:	CM101, CM102, CM61, CM62, SCC101, SCC102, SCC61, SCC62		

			
1			
Part No.	694909	Ref. No.	24.00.506 24.01.100 24.02.761
description	D-lock W 29mm H 17mm spring length 50mm spring thickness 3mm		
For models:	CM101, CM102, CM61, CM62, SCC101, SCC102, SCC61, SCC62		

1

Part No.	693579	Ref. No.	24.00.142
description	door catch H 10.5mm L 42mm W 13mm M5		
For models:	CM101, CM102, CM61, CM62, SCC101, SCC102, SCC61, SCC62		




1

Part No.	693564	Ref. No.	2039.0340
description	cover door catch L1 91mm L2 58mm W 34mm H 38mm		
For models:	CD101, CD102, CD61, CM101, CM102, CM61, CPC101, CPC102, CPC61		




1

Part No.	693575	Ref. No.	24.00.152
description	door handle L 200mm W 50mm H 66mm blue plastic		
For models:	CM101, CM102, CM61, CM62, SCC101, SCC102, SCC61, SCC62		
accessories for	693575		
	Part No.	693576	Ref. No.
			24.00.176 24.02.762
	catch L 83mm ø 41mm clamp length 43mm BL 45mm		




1

Part No.	693566	Ref. No.	2940.1312 2940.1314
description	door catch H 8mm L 47mm W1 26mm W2 24mm		
For models:	CD101, CD102, CD61, CM101, CM102, CM61, CPC101, CPC102, CPC61		





1

Part No.	693596	Ref. No.	2016.1500 2016.1504 2016.1505 2016.1506
description	door handle L 205mm W 33mm grey plastic ø 57mm spigot height 39mm spigot-ø 12mm		
For models:	CCC101, CCC61, CCD101, CCD61, CCM101, CCM61, CD101, CD102, CD61, CM101, CM102, CM61, CPC101, CPC102, CPC61		




1

Part No.	693565	Ref. No.	2940.1313
description	bracket for door catch L 64mm W 25mm H 28mm hole ø 6mm mounting distance 46mm		
For models:	CD101, CD102, CD61, CM101, CM102, CM61, CPC101, CPC102, CPC61		
accessories for	693565		
	Part No.	693566	Ref. No.
			2940.1312 2940.1314
	door catch H 8mm L 47mm W1 26mm W2 24mm		




1

Part No.	693550	Ref. No.	2016.0852
description	bush D1 ø 52mm D2 ø 25mm PTFE H 14.5mm		




1

Part No.	693536	Ref. No.	8474.1300
description	catch complete H 34mm L 155mm W 57mm		
For models:	CD101, CD102, CD61, CM101, CM102, CM61, CPC101, CPC102, CPC61		



1


Part No.	693557	Ref. No.	2043.0102
description	cam for door mounting pos. lower L 58mm W1 18mm W2 8mm		
For models:	CCC101, CCC61, CCD101, CCD61, CCM101, CCM61		





1


Part No.	693543	Ref. No.	2043.0101
description	cam for door mounting pos. upper L 58mm W1 18mm W2 8mm		
For models:	CCC101, CCC61, CCD101, CCD61, CCM101, CCM61		




			
1			
Part No.	693537	Ref. No.	8474.1001
description	catch H 34mm L 141mm W 56mm		
For models:	CCC101, CCC61, CCD101, CCD61, CCM101, CCM61		

			
1			
Part No.	693542	Ref. No.	2039.0319
description	cover for door lock H 35.5mm L 70mm W 34mm mounting measurements 49x29mm		
For models:	CCC101, CCC61, CCD101, CCD61, CCM101, CCM61		

			
1			
Part No.	693596	Ref. No.	2016.1500 2016.1504 2016.1505 2016.1506
description	door handle L 205mm W 33mm grey plastic ø 57mm spigot height 39mm spigot-ø 12mm		
For models:	CCC101, CCC61, CCD101, CCD61, CCM101, CCM61, CD101, CD102, CD61, CM101, CM102, CM61, CPC101, CPC102, CPC61		

			
1			
Part No.	693556	Ref. No.	2760.1050
description	lid for door latch L 58mm W 38mm cut-out 18x6mm thickness 2mm mounting pos. lower		
For models:	CCC101, CCC61, CCD101, CCD61, CCM101, CCM61		

			
1			
Part No.	693594	Ref. No.	2760.1049
description	lid for door latch mounting pos. upper		
For models:	CCC101, CCC61, CCD101, CCD61, CCM101, CCM61		

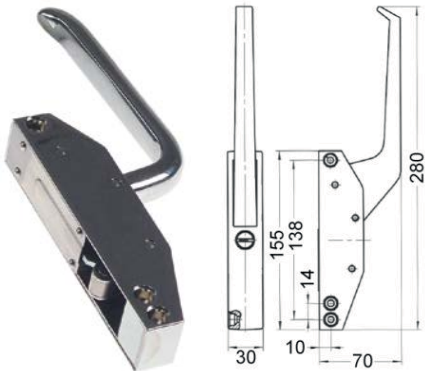
			
1			
Part No.	693518	Ref. No.	2016.1517
description	door handle black plastic		

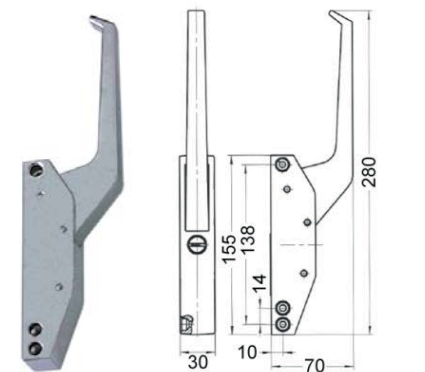

edgemoat latches

handle latches

STUV


3.30.016x.x series

			
1			
Part No.	693517	Ref. No.	2016.1110
description	catch		

			
1			
Part No.	700063	Ref. No.	2016.1100 2016.1104
description	handle latch L 155mm mounting distance 124/138mm non lockable refrigeration units 3.30.0164		
For models:	CC101, CC6, CD101, CM101, CM62		
accessories for	700063		
	Part No.	700064	Ref. No.
			2016.0602 2016.0606 2016.0610 2016.0611 2016.0615
door catch H 40mm L 28mm W 22mm			



door catches

 <p>1</p>			
Part No.	700064	Ref. No.	2016.0602 2016.0606 2016.0610 2016.0611 2016.0615
description	door catch H 40mm L 28mm W 22mm		
For models:	CC101, CC6, CCC101, CCC61, CCD101, CCD61, CCM101, CCM61, CD101, CM101, CM62		

walk-in fridge catches

STUV

3.31.015x.x series


 <p>1</p>			
Part No.	700072	Ref. No.	2016.1300
description	door catch H 17mm L 84mm W 53mm mounting distance 68mm zinc die cast with wedge heated units		
For models:	CC201, CD20, CD201, CM201		

snap locks


producer-specific

RATIONAL

 <p>1</p>			
Part No.	700072	Ref. No.	2016.1300
description	door catch H 17mm L 84mm W 53mm mounting distance 68mm zinc die cast with wedge heated units		
For models:	CC201, CD20, CD201, CM201		


 <p>1</p>			
Part No.	690101	Ref. No.	2016.0604
description	snap lock L 85mm W 40mm mounting distance 68mm heated units H 63mm type 1750 series		
For models:	CC201, CD20, CD201, CM201		


miscellaneous

 <p>1</p>			
Part No.	694655	Ref. No.	1901.0041
description	spring clip for door latch L 26mm W 13mm H 10.5mm hole ø 8mm Qty 2 pcs		
For models:	CD101, CD102, CD61, CM101, CM102, CM61, CPC101, CPC102, CPC61		


hinges

door bearing


 <p>1</p>			
Part No.	693540	Ref. No.	2016.0802
description	bolt L 20mm mounting pos. upper/lower ø 15mm		
For models:	CC201, CD20, CD201, CM201		


 <p>1</p>			
Part No.	693569	Ref. No.	2120.1254
description	bolt mounting pos. upper		
For models:	CD101, CD102, CD201, CD202, CD61, CM101, CM102, CM201, CM202, CM61, CPC101, CPC102, CPC201, CPC202, CPC61		


 <p>1</p>			
Part No.	693558	Ref. No.	2120.1009
description	bolt mounting pos. upper for hinge		
For models:	CCC101, CCC61, CCD101, CCD61, CCM101, CCM61		


 <p>1</p>			
Part No.	693539	Ref. No.	2016.0801
description	bolt mounting pos. upper right		
For models:	CC101, CC6, CD101, CM101, CM62		





			
1			
Part No.	693584	Ref. No.	24.00.048
description	bolt mounting pos. upper right for door		
For models:	CM101, CM102, CM201, CM202, CM61, CM62, SCC101, SCC102, SCC201, SCC202, SCC61, SCC62		


			
1			
Part No.	693590	Ref. No.	24.00.159
description	bush mounting pos. bottom right latching		
For models:	CM201, CM202, SCC201, SCC202		


			
1			
Part No.	693568	Ref. No.	2940.1300
description	bush mounting pos. upper		
For models:	CD101, CD102, CD201, CD202, CD61, CM101, CM102, CM201, CM202, CM61, CPC101, CPC102, CPC201, CPC202, CPC61		


			
1			
Part No.	693585	Ref. No.	24.00.147
description	bush mounting pos. upper right for door		
For models:	CM101, CM102, CM201, CM202, CM61, CM62, SCC101, SCC102, SCC201, SCC202, SCC61, SCC62		


			
1			
Part No.	693586	Ref. No.	24.00.137
description	door bolt mounting pos. bottom right latching		
For models:	CM101, CM102, CM61, CM62, SCC101, SCC102, SCC61, SCC62		


			
1			
Part No.	693588	Ref. No.	24.00.146
description	door bolt mounting pos. bottom right latching		
For models:	CM101, CM102, CM61, CM62, SCC101, SCC102, SCC61, SCC62		

			
1			
Part No.	693589	Ref. No.	24.00.145
description	door bolt mounting pos. bottom right latching		
For models:	CM201, CM202, SCC201, SCC202		


			
1			
Part No.	693587	Ref. No.	24.00.223
description	hinge mounting pos. bottom right		
For models:	CM101, CM102, CM61, CM62, SCC101, SCC102, SCC61, SCC62		


			
1			
Part No.	693552	Ref. No.	8440.1001
description	hinge mounting pos. lower		
For models:	CD101, CM101		


			
1			
Part No.	693572	Ref. No.	2930.1306
description	hinge mounting pos. lower		
For models:	CD101, CD102, CD61, CM101, CM102, CM61, CPC101, CPC102, CPC61		

			
1			
Part No.	693554	Ref. No.	8440.1000
description	hinge mounting pos. upper		
For models:	CC101, CC6, CD101, CM101, CM62		




			
1			
Part No.	693567	Ref. No.	2930.1307
description	hinge mounting pos. upper		
For models:	CD101, CD102, CD201, CD202, CD61, CM101, CM102, CM201, CM202, CM61, CPC101, CPC102, CPC201, CPC202, CPC61		


			
1			
Part No.	693593	Ref. No.	2580.960495
description	hinge mounting pos. upper		
For models:	CD20, CD201, CM201		

			
1			
Part No.	693583	Ref. No.	24.00.133
description	hinge mounting pos. upper right		
For models:	CM101, CM102, CM201, CM202, CM61, CM62, SCC101, SCC102, SCC201, SCC202, SCC61, SCC62		

accessories


miscellaneous

			
1			
Part No.	693570	Ref. No.	2940.1302
description	sleeve latching		
For models:	CD101, CD102, CD201, CD202, CD61, CM101, CM102, CM201, CM202, CM61, CPC101, CPC102, CPC201, CPC202, CPC61		

			
1			
Part No.	693571	Ref. No.	2940.1303
description	spigot latching		
For models:	CD101, CD102, CD201, CD202, CD61, CM101, CM102, CM201, CM202, CM61, CPC101, CPC102, CPC201, CPC202, CPC61		

filters


device filters

			
1			
Part No.	698609	Ref. No.	40.02.684
description	filter insert L 180mm W 140mm H 22mm plastic suitable for RATIONAL		


equipment feet and end caps

bullet feet

plastic

			
1			
Part No.	701589	Ref. No.	2039.0100
description	equipment foot pipe type 35x35 thickness 1-1.5mm H 15-50mm plastic		
For models:	CC101, CC6, CD101, CD20, CD201, CM101, CM201		

zamak/SS

			
1			
Part No.	700112	Ref. No.	2039.0111
description	equipment foot pipe type 40x40 thickness 1mm H 33-60mm Zamak/SS Qty 1 pcs		
For models:	CC201, CD101, CD102, CD20, CD201, CD202, CD61, CM101, CM102, CM201, CM202, CM61, CM62, CPC101, CPC102, CPC201, CPC202, CPC61, SCC201, SCC202		



DERBY RUOTE

with bolt hole

chrome-plated steel



1

Part No.	700200	Ref. No.	2005.0401
description	swivel castor ø 100mm bolt hole bolt hole ø 12mm housing chrome-plated sheet steel capacity 80kg bearing ball bearing wheel body polypropylene tread TPE tyres H 132mm wheel width 30mm Qty 1 pcs		
For models:	CD101, CD20, CD201, CM101, CM201		



1

Part No.	700201 ₁	Ref. No.	2005.0402
description	swivel castor with swivel brake ø 100mm bolt hole bolt hole ø 12mm housing chrome-plated sheet steel capacity 80kg bearing ball bearing wheel body polypropylene tread TPE tyres H 132mm wheel width 30mm Qty 1 pcs		
For models:	CD101, CD20, CD201, CM101, CM201		

with swivel brake

stainless steel



1

Part No.	700215	Ref. No.	2005.0403
description	swivel castor ø 100mm bolt hole bolt hole ø 12mm housing SS capacity 80kg bearing ball bearing wheel body polypropylene tread TPE tyres H 132mm wheel width 30mm Qty 1 pcs		
For models:	CC101, CC201, CC6, CM101, CM201, CM62		



1

Part No.	700222	Ref. No.	2005.0500 2005.0501 2005.0502 2005.0604 2005.0606
description	swivel castor ø 125mm bolt hole bolt hole ø 12mm housing SS capacity 100kg bearing ball bearing wheel body polypropylene tread TPE tyres H 159mm wheel width 30mm Qty 1 pcs		
For models:	CCC101, CCC102, CCC61, CCD101, CCD102, CCD61, CCM101, CCM102, CCM61, CD101, CD102, CD201, CD202, CD61, CM101, CM102, CM201, CM202, CM61, CPC101, CPC102, CPC201, CPC202, CPC61		

EQUIPMENT FEET AND END CAPS RATIONAL



1

Part No.	700216 ₁	Ref. No.	2005.0404
description	swivel castor with swivel brake ø 100mm bolt hole bolt hole ø 12mm housing SS capacity 80kg bearing ball bearing wheel body polypropylene tread TPE tyres H 132mm wheel width 30mm Qty 1 pcs		
For models:	CC101, CC201, CC6, CM201, CM62		

with swivel brake



1

Part No.	700223 ₁	Ref. No.	2005.0600 2005.0601 2005.0602 2005.0603 2005.0605
description	swivel castor with swivel brake ø 125mm bolt hole bolt hole ø 12mm housing SS capacity 100kg bearing ball bearing wheel body polypropylene tread TPE tyres H 159mm wheel width 30mm Qty 1 pcs		
For models:	CCC101, CCC102, CCC61, CCD101, CCD102, CCD61, CCM101, CCM102, CCM61, CD101, CD102, CD201, CD202, CD61, CM101, CM102, CM201, CM202, CM61, CPC101, CPC102, CPC201, CPC202, CPC61		

with swivel brake

spare parts and accessories

miscellaneous



1

Part No.	560192	Ref. No.	1210.0160
description	tooth lock washer ID ø 10.4mm ED ø 18mm SS DIN/ISO DIN 6798A Qty 1 pcs for thread M10		
For models:	CC101, CC201, CC6, CCC101, CCC201, CCC61, CCD101, CCD201, CCD61, CCM101, CCM201, CCM61, CD101, CD20, CD201, CM101, CM201, CM62		

BLICKLE

plastic

ø125mm



1

Part No.	701029	Ref. No.	60.60.100 60.60.100V
description	swivel castor with brake ø 125mm threaded shaft M10 housing plastic H 128mm		
For models:	CM201, CM202, SCC201, SCC202		




1


Part No.	700988	Ref. No.	60.60.101
description	swivel castor without brake ø 125mm threaded shaft M10 housing plastic H 127mm		
For models:	CM201, CM202, SCC201, SCC202		

shelves and shelf rails

grates

universal

without upstand



1

Part No.	970862	Ref. No.	6010.1101
description	grate W 325mm D 530mm GN 1/1 chrome-plated steel wire gauge frame 7mm lengthwise wires gauge 4mm crossing wires 1 silver		

grid attachments



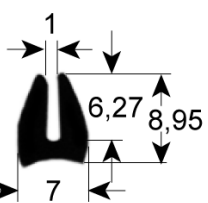
1

Part No.	694659	Ref. No.	60.61.016
description	rack support L 540mm H 505mm mounting pos. left W 30mm SS		
For models:	CM61, SCC61		

gaskets

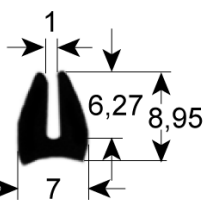
gaskets for heated units

window seals



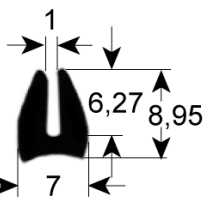
1

Part No.	902233	Ref. No.	5012.0201
description	window gasket profile 1560 L 2800mm Qty 1		
For models:	CC6		



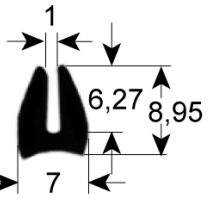
1

Part No.	902234	Ref. No.	5012.0202
description	window gasket profile 1560 L 3800mm Qty 1		
For models:	CC101, CD101, CM101		



1

Part No.	902235	Ref. No.	5012.0203
description	window gasket profile 1560 L 5400mm Qty 1		
For models:	CC201, CD201, CM201		



1

Part No.	902218	Ref. No.	5012.0204
description	window gasket profile 1560 L 5900mm Qty 1		
For models:	CD20		



Part No.	902236	Ref. No.	5012.0200 5012.0223
description	window gasket profile 1570 Qty supplied by meter		
For models:	CD101, CD20, CD201, CM101, CM62		

Part No.	900198	Ref. No.	5105.1006
description	window gasket profile 1860 W 635mm L 1275mm Qty 1 external size		
For models:	CCC202, CCD202, CCM202		

Part No.	900088	Ref. No.	5105.1005
description	window gasket profile 1860 W 430mm L 1275mm Qty 1 20 x 1/1 external size		
For models:	CCC201, CCD201, CCM201		

door seals

Part No.	902237	Ref. No.	5012.0701
description	door seal profile 2210 L 3800mm Qty 1		
For models:	CC201, CD201, CM201		

Part No.	900183	Ref. No.	5105.1000
description	window gasket profile 1860 W 430mm L 485mm Qty 1 external size		

Part No.	902238	Ref. No.	5012.0702
description	door seal profile 2210 L 4200mm Qty 1		
For models:	CD20		

Part No.	900184	Ref. No.	5105.1003
description	window gasket profile 1860 W 430mm L 745mm Qty 1 external size		
For models:	CCD101		

Part No.	902240	Ref. No.	5012.0703
description	door seal profile 2230 W 470mm L 485mm external size Qty 1		
For models:	CC6		

Part No.	900193	Ref. No.	5105.1017
description	window gasket profile 1860 W 600mm L 715mm Qty 1 external size		
For models:	CCC102, CCD102, CCM102		

Part No.	902241	Ref. No.	5012.0704 5012.0705
description	door seal profile 2230 W 480mm L 725mm external size Qty 1		
For models:	CC101, CD101, CM101		



Part No.	902242	Ref. No.	5105.1001
description	door seal profile 2250 W 470mm L 520mm external size Qty 1 6 x 1/1		
For models:	CCC61, CCD61, CCM61		

Part No.	902243	Ref. No.	5105.1004
description	door seal profile 2250 W 470mm L 790mm external size 10 x 1/1		
For models:	CCC101, CCD101, CCM101		

Part No.	902244	Ref. No.	5105.1007
description	door seal profile 2530 W 520mm L 1400mm external size Qty 1		
For models:	CCC201, CCD201, CCM201		

Part No.	900087	Ref. No.	5110.1047
description	door seal profile 2530 W 710mm L 815mm external size Qty 1 10 x 2/1		
For models:	CCC102, CCD102, CCM102		

Part No.	902245	Ref. No.	5105.1008
description	door seal profile 2530 W 720mm L 1410mm external size Qty 1 20 x 2/1		
For models:	CCC202, CCD202, CCM202		

Part No.	902219	Ref. No.	5105.1020 5105.1020P
description	door seal profile 2730 W 465mm L 520mm external size Qty 1		
For models:	CD61, CM101, CM61, CPC61		

Part No.	902246	Ref. No.	20.00.398P
description	door seal profile 2730 W 470mm L 1475mm suitable for RATIONAL for model SCC/CM201 outer plug size Qty 1		

Part No.	902221	Ref. No.	20.00.394 20.00.394P 20.01.800 20.01.800P 20.02.550P
description	door seal profile 2730 W 470mm L 500mm suitable for RATIONAL for model SCC/CM 61 outer plug size Qty 1		
For models:	CM61, SCC61		



Part No.	902247	Ref. No.	5105.1021 5105.1021P
description	door seal profile 2730 W 470mm L 785mm suitable for RATIONAL for model CPC 101 outer plug size Qty 1		
For models:	CD101, CM101, CPC101		

Part No.	902220	Ref. No.	5105.1022 5105.1022P
description	door seal profile 2730 W 685mm L 780mm suitable for RATIONAL for model SCC/CM102 edition since 11/2011 outer plug size		
For models:	CD102, CM102, CPC102		

Part No.	902248	Ref. No.	20.00.399 20.00.399P
description	door seal profile 2730 W 675mm L 1475mm suitable for RATIONAL for model SCC/CM202 outer plug size		
For models:	CM202, SCC202		

Part No.	902222	Ref. No.	20.00.396 20.00.396P 20.01.802 20.01.802P
description	door seal profile 2731 W 470mm L 760mm suitable for RATIONAL for model SCC/CM 101 edition since 05/2011 outer plug size		
For models:	CM101, SCC101		

Part No.	902224	Ref. No.	20.00.395 20.00.395P 20.01.801 20.01.801P 20.02.551P
description	door seal profile 2730 W 675mm L 500mm suitable for RATIONAL for model SCC/CM 62 since 05/2011 outer plug size Qty 1		
For models:	CM62, SCC62		

Part No.	902223	Ref. No.	5105.1023 5105.1023P
description	door seal profile 2732 W 485mm L 1495mm external size Qty 1		
For models:	CD201, CM201, CM202, CPC201, CPC202		

Part No.	902250	Ref. No.	5105.1024 5105.1024P
description	door seal profile 2732 W 680mm L 1495mm suitable for RATIONAL for model CPC 202 outer plug size		
For models:	CD202, CM202, CPC202		



Part No.	902337	Ref. No.	20.02.552P
description	door seal profile 2733 W 470mm L 760mm outer plug size for model SCC/CM 101 suitable for RATIONAL		

Part No.	900055	Ref. No.	5012.0504 5012.0551
description	tray rack trolley gasket profile 4020 Qty supplied by meter silicone foam		
For models:	CD20, CD201		

Part No.	902249	Ref. No.	20.00.397 20.00.397P 20.01.803P 20.02.553P
description	door seal profile 2733 W 675mm L 760mm suitable for RATIONAL for model SCC/CM102 edition since 05/2011 outer plug size		
For models:	CM102, SCC102		

Part No.	902227	Ref. No.	5105.1009 5105.1015
description	tray rack trolley gasket profile 4060 W 450mm L 170mm Qty 1 3-sided (long side open)		
For models:	CCC201, CCD201, CCM201		

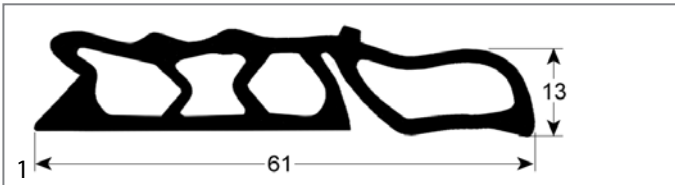
gaskets for tray rack trolleys

Part No.	902225	Ref. No.	5012.0551
description	tray rack trolley gasket profile 4020 L 1100mm Qty 1 silicone foam		
For models:	CD20		

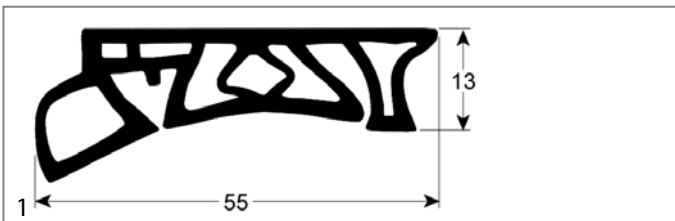
Part No.	902228	Ref. No.	5105.1010
description	tray rack trolley gasket profile 4060 W 675mm L 165mm outer plug size Qty 1 suitable for RATIONAL for model C202 3-sided (long side open)		
For models:	CCC202, CCD202, CCM202		

Part No.	902226	Ref. No.	5012.0550
description	tray rack trolley gasket profile 4020 L 750mm Qty 1 silicone foam		
For models:	CC201, CD201, CM201		

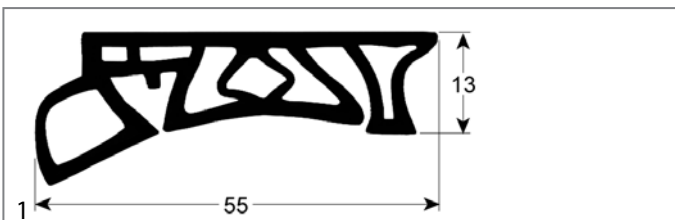
Part No.	902229	Ref. No.	5105.1025
description	tray rack trolley gasket profile 4090 L 615mm Qty 1		
For models:	CD201, CM201, CM202, CPC201, CPC202		

Part No.	902230	Ref. No.	5105.1026
description	tray rack trolley gasket profile 4090 L 820mm Qty 1		
For models:	CD202, CM202, CPC202		



Part No.	902231	Ref. No.	24.00.187
description	tray rack trolley gasket profile 4095 L 575mm Qty 1		
For models:	CM201, SCC201		




Part No.	902232	Ref. No.	24.00.194
description	tray rack trolley gasket profile 4095 L 780mm Qty 1		
For models:	CM202, SCC202		


gaskets for control panels




Part No.	900575	Ref. No.	16.00.385 16.00.386 16.00.387
description	gasket for control panel		
For models:	CM101, CM102, CM201, CM202, CM61, CM62, SCC101, SCC102, SCC201, SCC202, SCC61, SCC62		




Part No.	901454	Ref. No.	5100.1010 5100.1011
description	gasket for control panel L 2000mm foam rubber self-adhesive		
For models:	CD101, CD102, CD201, CD202, CD61, CM101, CM102, CM201, CM202, CM61, CPC101, CPC102, CPC201, CPC202, CPC61, SCC101, SCC61		




Part No.	902406	Ref. No.	16.01.908
description	gasket for control panel suitable for SCC_WE, CM_PW 180mm W2 130mm L 530mm		




Part No.	900570	Ref. No.	5105.1012
description	gasket for control panel W 305mm L 1000mm external size suitable for RATIONAL short side open		
For models:	CCC101, CCC102, CCD101, CCD102, CCM101, CCM102		



Part No.	900571	Ref. No.	5105.1013 5105.1014
description	gasket for control panel W 305mm L 1700mm short side open		



Part No.	900569	Ref. No.	5105.1011
description	gasket for control panel W 305mm L 720mm external size suitable for RATIONAL short side open		
For models:	CCC61, CCD61, CCM61		




Part No.	900572	Ref. No.	5105.1013 5105.1014
description	gasket for control panel W 415mm L 1700mm external size suitable for RATIONAL short side open		
For models:	CCC201, CCC202, CCD201, CCD202, CCM201, CCM202		

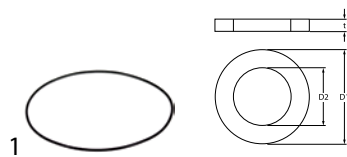


O-rings


EPDM



Part No.	504574	Ref. No.	2060.0228
description	O-ring EPDM thickness 1.78mm ID ø 9.25mm Qty 1 pcs		
For models:	CC101, CC201, CC6, CCC101, CCC102, CCC201, CCC202, CCC61, CCD101, CCD102, CCD201, CCD202, CCD61, CCM101, CCM102, CCM201, CCM202, CCM61, CD101, CD102, CD201, CD202, CD61, CM101, CM102, CM201, CM202, CM61, CM62, CPC101, CPC102, CPC201, CPC202, CPC61		

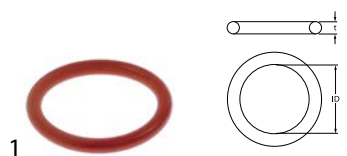


Part No.	532731	Ref. No.	5012.0565
description	O-ring EPDM thickness 2.5mm ID ø 115mm Qty 5 pcs suitable for combi-steamer CPC-Line		
For models:	CD101, CD102, CD201, CD202, CD61, CM101, CM102, CM201, CM202, CM61, CPC101, CPC102, CPC201, CPC202, CPC61		

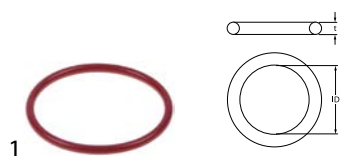


Part No.	530909	Ref. No.	50.00.538
description	O-ring EPDM thickness 2mm ID ø 11.91mm Qty 5 pcs		
For models:	CM101, CM102, CM201, CM202, CM61, CM62, SCC101, SCC102, SCC201, SCC202, SCC61, SCC62		


silicone



Part No.	532727	Ref. No.	10.00.512
description	O-ring silicone thickness 3.5mm ID ø 26mm Qty 5 pcs for model SCC, CM		
For models:	SCC101, SCC102, SCC201, SCC202, SCC61, SCC62		



Part No.	532728	Ref. No.	10.00.511
description	O-ring silicone thickness 3.5mm ID ø 46mm Qty 5 pcs for model SCC, CM		
For models:	SCC101, SCC102, SCC201, SCC202, SCC61, SCC62		



Part No.	512414	Ref. No.	5012.0538 5012.0560 5012.056D
description	O-ring silicone thickness 3mm ID ø 47.5mm Qty 5 pcs		
For models:	CD101, CD102, CD201, CD202, CD61, CM101, CM102, CM201, CM202, CM61, CPC101, CPC102, CPC201, CPC202, CPC61		

sealing washers

fibre gaskets



Part No.	560463	Ref. No.	5012.0534
description	flat gasket fibre ED ø 27.7mm ID ø 19.5mm thickness 1.5mm for burner Qty 5 pcs		
For models:	CM101, CM201, CM62		

rubber gaskets



Part No.	505403	Ref. No.	50.00.537
description	flat gasket rubber ED ø 18mm ID ø 13mm thickness 2mm for spray gun combi-steamer Qty 1 pcs for model SCC, CM		
For models:	CM101, CM102, CM201, CM202, CM61, CM62, SCC101, SCC102, SCC201, SCC202, SCC61, SCC62		




Part No.	560616	Ref. No.	5110.1024
description	gasket ED ø 24mm ID ø 15mm thickness 3mm Qty 5 pcs for model C-Line, CPC, SCC 61-202		
For models:	CCC101, CCC102, CCC201, CCC202, CCC61, CCD101, CCD102, CCD201, CCD202, CCD61, CCM101, CCM102, CCM201, CCM202, CCM61, CD101, CD102, CD201, CD202, CD61, CM101, CM102, CM201, CM202, CM61, CM62, CPC101, CPC102, CPC201, CPC202, CPC61, SCC101, SCC102, SCC201, SCC202, SCC61, SCC62		




Part No.	560617	Ref. No.	5012.0539
description	gasket rubber ED ø 19.5mm ID ø 12mm thickness 2.3mm Qty 5 pcs		
For models:	CC101, CC6, CCC101, CCC102, CCC201, CCC202, CCC61, CCD101, CCD102, CCD201, CCD202, CCD61, CCM101, CCM102, CCM201, CCM202, CCM61, CD101, CD102, CD201, CD202, CD61, CM101, CM102, CM201, CM202, CM61, CPC101, CPC102, CPC201, CPC202, CPC61		





			
1			
Part No.	694527	Ref. No.	2070.0020
description	gasket rubber ED ø 57mm ID ø 39mm thickness 4mm for combi-steamer Qty 1 pcs suitable for RATIONAL		
For models:	CC101, CC201, CC6, CD101, CD20, CD201, CM101, CM201		


copper gaskets


DIN-7603-A

			
1			
Part No.	530883	Ref. No.	1315.0101
description	flat gasket copper ED ø 10mm ID ø 6mm thickness 1mm Qty 10 pcs		
For models:	CC101, CC201, CC6, CCC101, CCC102, CCC201, CCC202, CCC61, CCD101, CCD102, CCD201, CCD202, CCD61, CCM101, CCM102, CCM201, CCM202, CCM61, CD101, CD102, CD201, CD202, CD61, CM101, CM102, CM201, CM202, CM61, CM62, CPC101, CPC102, CPC201, CPC202, CPC61, SCC101, SCC102, SCC201, SCC202, SCC61, SCC62		


			
1			
Part No.	560200	Ref. No.	1315.0105
description	flat gasket copper ED ø 16mm ID ø 10mm thickness 1.5mm Qty 1 pcs		
For models:	CCC101, CCC102, CCC201, CCC202, CCC61, CCD101, CCD102, CCD201, CCD202, CCD61, CCM101, CCM102, CCM201, CCM202, CCM61, CD101, CD61, CM101, CM102, CM201, CM202, CM61, CPC101, CPC102, CPC201, CPC202, CPC61		


			
1			
Part No.	560615	Ref. No.	1315.0109
description	gasket copper ED ø 16mm ID ø 8.5mm thickness 1.2mm for combi-steamer suitable for CPC Qty 5 pcs		
For models:	CD101, CD102, CD201, CD202, CD61, CM101, CM102, CM201, CM202, CM61, CPC101, CPC102, CPC201, CPC202, CPC61		

			
1			
Part No.	560614	Ref. No.	1315.0104
description	gasket copper ED ø 20mm ID ø 16mm thickness 1.5mm suitable for CPC Qty 10 pcs		
For models:	CC101, CC201, CC6, CCD101, CCD102, CCD61, CD101, CD201, CM101, CM102, CM201, CM202, CM61, CM62, CPC101, CPC102, CPC201, CPC202, CPC61, SCC101, SCC102, SCC201, SCC202, SCC61, SCC62		

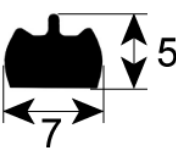
DIN-7603-C			
			
1			
Part No.	510420	Ref. No.	3004.1404
description	gasket copper ED ø 19.9mm ID ø 14.3mm thickness 2mm Qty 1 pcs		
For models:	CC101, CC201, CC6, CD101, CD20, CD201, CM101, CM201		

silicone gaskets

			
1			
Part No.	510575	Ref. No.	2022.0100 5110.1028
description	flat gasket silicone ED ø 14.5mm ID ø 4mm thickness 4mm Qty 1 pcs		
For models:	CC101, CC201, CC6, CCD101, CCD102, CCD201, CCD202, CCD61, CCM101, CCM102, CCM61, CD101, CD102, CD20, CD201, CD202, CD61, CM101, CM102, CM201, CM202, CM61, CM62, CPC101, CPC102, CPC201, CPC202, CPC61, SCC101, SCC102, SCC201, SCC202, SCC61, SCC62		

			
1			
Part No.	359721	Ref. No.	3025.0003 5012.0508 5012.0509 5012.0535
description	gasket silicone ED ø 48mm ID ø 39.5mm thickness 5mm Qty 1 pcs		
For models:	CC101, CC201, CC6, CD101, CD20, CD201, CM101, CM201, CM62		

foam rubber gaskets

			
1			
Part No.	901454	Ref. No.	5100.1010 5100.1011
description	gasket for control panel L 2000mm foam rubber self-adhesive		
For models:	CD101, CD102, CD201, CD202, CD61, CM101, CM102, CM201, CM202, CM61, CPC101, CPC102, CPC201, CPC202, CPC61, SCC101, SCC61		



sealing cords

round



Part No.	510572	Ref. No.	5002.0100 5002.0300 5002.0301 5002.0500 8006.8008
description	sealing cord ø 10mm greased L 0.2m Qty 1		
For models:	CD101, CD20, CD201, CM101, CM201		

shaft gaskets

shaft gaskets



Part No.	510574	Ref. No.	5001.0211
description	shaft sealing type 20 for fan motor		
For models:	CCC102, CCC202, CCD102, CCD202, CCM102, CCM202		

miscellaneous



Part No.	510573	Ref. No.	5001.0207
description	shaft seal ID ø 17mm ED ø 29mm thickness 4.5mm		
For models:	CC101, CC201, CC6, CCC101, CCC201, CCC61, CCD101, CCD201, CCD61, CCM101, CCM201, CCM61, CD101, CD102, CD201, CD202, CD61, CM101, CM102, CM201, CM202, CM61, CM62, CPC101, CPC102, CPC201, CPC202, CPC61, SCC101, SCC102, SCC201, SCC202, SCC61, SCC62		



Part No.	511685	Ref. No.	87.00.564
description	shaft seal kit ID ø 15mm ED ø 27mm shaft seal flange mounting gauge with mountign material		



Part No.	511682	Ref. No.	8514.1343 87.00.563
description	shaft seal kit ID ø 17mm ED ø 29mm shaft seal flange mounting gauge with mountign material		
For models:	CM101, CM102, CM201, CM202, CM61, CPC101, CPC102, CPC201, CPC202, CPC61		

special gaskets

for combi-steamers



Part No.	560612	Ref. No.	5110.1310
description	flange gasket ED ø 79mm ID ø 51mm thickness 2mm hole distance 34mm CPC-Linie 101-201/G		
For models:	CM101, CM102, CM201, CPC101, CPC102, CPC201		




Part No.	560599	Ref. No.	5110.1311
description	gasket ED ø 132mm ID ø 105mm thickness 2mm CPC-Linie CM 61-202/G		
For models:	CM101, CM102, CM201, CM202, CM61, CPC101, CPC102, CPC201, CPC202, CPC61		



Part No.	560597	Ref. No.	54.00.805
description	gasket ED ø 140mm ID ø 128mm SCC Line		
For models:	CM101, CM102, CM201, CM202, CM61, CM62, SCC101, SCC102, SCC201, SCC202, SCC61, SCC62		

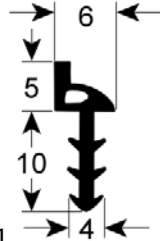


Part No.	560596	Ref. No.	54.01.168
description	gasket ED ø 60mm ID ø 50mm SCC, SCC_WE, CM, CM_P since 04/2004		

1

Part No.	560622	Ref. No.	70.00.242
description	gasket ED \varnothing 82mm ID \varnothing 50mm thickness 2.5mm hole distance 50mm SCC Line since 04/04		
For models:	CM102, CM201, CM202, SCC102, SCC201, SCC202		




1

Part No.	560620	Ref. No.	24.00.701
description	gasket L 683mm W 15.5mm external height 6mm for combi-steamer SCC/CM202		
For models:	CM202, SCC202		



1

Part No.	699803	Ref. No.	70.00.020 72.00.020
description	gasket L 139mm W 130mm silicone thickness 4mm		
For models:	CM101, CM102, CM201, CM202, CM61, CM62, SCC101, SCC102, SCC201, SCC202, SCC61, SCC62		



1

Part No.	560619	Ref. No.	5110.1327
description	gasket L 76mm W 77mm CPC-Linie CM 61-202/G thickness 1mm		
For models:	CM101, CM102, CM201, CM202, CM61, CPC101, CPC102, CPC201, CPC202, CPC61		




1

Part No.	560611	Ref. No.	40.00.331
description	gasket L 160mm W 75mm for heating element thickness 2mm hole distance 74mm SCC Linie 102/202		
For models:	CM102, CM202, SCC102, SCC202		




1

Part No.	560629	Ref. No.	5110.1344
description	gasket L 77.5mm W 77mm Viton thickness 1mm combi-steamer CPC-Linie 102/G		
For models:	CM102, CPC102		



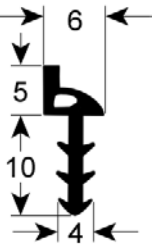
1

Part No.	560613	Ref. No.	74.00.301
description	gasket L 43mm W 67mm thickness 4mm SCC, CM61-202 since 06/2007 for combi-steamer		
For models:	CM101, CM102, CM201, CM202, CM61, CM62, SCC101, SCC102, SCC201, SCC202, SCC61, SCC62		



1

Part No.		Ref. No.	5110.1339
description	gasket L 77mm W 76mm Viton thickness 1mm combi-steamer CPC-Linie 101/G		
For models:	CM101, CM102, CM201, CPC101, CPC102, CPC201		




1

Part No.	560649	Ref. No.	24.00.700
description	gasket L 480mm W 15.5mm external height 6mm for combi-steamer SCC/CM201		
For models:	CM201, SCC201		



1

Part No.	560598	Ref. No.	5110.1322
description	gasket L 83mm W 76mm thickness 1mm CPC-Linie 201-202/G		
For models:	CM102, CM201, CM202, CPC102, CPC201, CPC202		


1

Part No.	551350	Ref. No.	8720.1613
description	gasket set for motor CPC, CM, CD		



1

Part No.	551349	Ref. No.	87.00.562
description	gasket set SCC, CM61-202 since 06/2007		



1


Part No.	551347	Ref. No.	87.01.188
description	gasket set SCC_WE, CM_P 61-202		

miscellaneous




1

Part No.	514508	Ref. No.	50.00.290
description	gasket L 165mm W 140mm for hose reel ED ø 142/165mm ID ø 105/120mm		
For models:	CM201, CM202, SCC201, SCC202		



1

Part No.	692099	Ref. No.	51101342
description	gasket L 78mm W 76mm thickness 1mm		
For models:	CM101, CM201, CPC101, CPC201		



1

Part No.	510571	Ref. No.	5012.0528 5012.0537
description	gasket suitable for KÜPPERSBUSCH equiv. no. 407308 level regulator		
For models:	CC101, CC201, CC6, CD101, CD20, CD201, CM101, CM201		



1

Part No.	510566	Ref. No.	5012.0528 5012.0537
description	gasket suitable for RATIONAL equiv. no. 50120537 L 70mm W 70mm electrode thickness 4mm		



1

Part No.	550895	Ref. No.	5110.1308
description	gasket suitable for RATIONAL equiv. no. 51101308 L 179mm W 90mm electrode thickness 3mm		
For models:	CM101, CM102, CM201, CM202, CM61, CPC101, CPC102, CPC201, CPC202, CPC61		



1

Part No.	510671	Ref. No.	5012.0525 5012.0555
description	gasket suitable for RATIONAL for drain Qty 1m ED ø 124mm ID ø 51mm rubber thickness 4mm hole distance 87mm		
For models:	CC101, CC201, CC6, CD101, CD20, CD201, CM101, CM201		



springs

compression springs



1

Part No.	693541	Ref. No.	2001.0111
description	compression spring \varnothing 11mm L 20mm		
For models:	CCC101, CCC61, CCD101, CCD61, CCM101, CCM61		



1

Part No.	693551	Ref. No.	2001.0104
description	compression spring \varnothing 11mm L 62mm		
For models:	CD20, CD201, CM201		




1

Part No.	693591	Ref. No.	2001.0109 2001.0118
description	compression spring \varnothing 14mm L 27mm wire gauge \varnothing 1.5mm		
For models:	CD101, CD102, CD201, CD202, CD61, CM101, CM102, CM201, CM202, CM61, CM62, CPC101, CPC102, CPC201, CPC202, CPC61, SCC101, SCC102, SCC201, SCC202, SCC61, SCC62		



1

Part No.	693555	Ref. No.	2001.0105
description	compression spring \varnothing 15mm L 35mm		
For models:	CC101, CC6, CD101, CM101		



1

Part No.	692295	Ref. No.	2001.0124
description	compression spring \varnothing 48mm L 71mm wire gauge \varnothing 2.2mm		
For models:	CM101, CM102, CM201, CM202, CPC101, CPC202, SCC101, SCC102, SCC201, SCC202		



1

Part No.	519578	Ref. No.	2001.0122
description	compression spring \varnothing 6/14mm L 15mm wire gauge \varnothing 1mm windings 4 D1 \varnothing 6mm D2 \varnothing 14mm		
For models:	CD101, CD102, CD61, CM101, CM102, CM61, CPC101, CPC102, CPC61		



1

Part No.	693553	Ref. No.	2001.0103
description	compression spring \varnothing 9mm L 83mm		
For models:	CD101, CM101		

miscellaneous



1

Part No.	701578	Ref. No.	50.00.085
description	spring clip for water dispersion SCC, CM L 27mm W 15mm wire gauge \varnothing 1.5mm		
For models:	CM101, CM102, CM201, CM202, CM61, CM62, SCC101, SCC102, SCC201, SCC202, SCC61, SCC62		

hose reels and spray guns

spray guns



1

Part No.	542380	Ref. No.	5000549 5000590
description	spray gun removable L 165mm		




1


Part No.	540673	Ref. No.	2060.0100 2060.0300
description	spray gun for appliances 1/2" ET L 135mm conversion kit		
For models:	CC101, CC201, CC6, CD101, CD20, CD201, CM101, CM201, CM62		





			
1			
Part No.	540302	Ref. No.	2001.0110 2060.0215 2060.0218 2060.1000 2060.1001 2060.1002 2060.1003 2060.1006 5012.0559
description	spray gun for appliances 1/2" ET L 135mm type RATIONAL		
For models:	CC101, CC201, CC6, CCC101, CCC102, CCC201, CCC202, CCC61, CCD101, CCD102, CCD201, CCD202, CCD61, CCM101, CCM102, CCM201, CCM202, CCM61, CD101, CD102, CD20, CD201, CD202, CD61, CM101, CM102, CM201, CM202, CM61, CM62, CPC101, CPC102, CPC201, CPC202, CPC61		
spare parts for	540302		
	Part No.	517056	Ref. No. —
	O-ring EPDM thickness 2mm ID ø 6.5mm Qty 1 pcs		
	Part No.	532535	Ref. No. —
	O-ring EPDM thickness 5mm ID ø 10mm Qty 1 pcs		
	Part No.	548016	Ref. No. —
	compression spring ø 10mm L 17mm wire gauge ø 0.9mm for hand spray		
	Part No.	548017	Ref. No. —
	pressure bolt for hand spray		


			
1			
Part No.	540664	Ref. No.	50.00.130 50.00.130S
description	spray gun for appliances 1/2" (12.83mm) L 165mm		
For models:	CM101, CM102, CM201, CM202, CM61, CM62, SCC101, SCC102, SCC201, SCC202, SCC61, SCC62		
spare parts for	540664		
	Part No.	699809	Ref. No. 50.00.156
	clamp for spray gun L 24mm		


			
1			
Part No.	530604	Ref. No.	2067.0603
description	shower hose connections 1/2" - M12x1 L 1500mm SS		
For models:	CC101, CC6		

			
1			
Part No.	520730	Ref. No.	2067.0600
description	shower hose connections 1/2" L 2400mm SS operating p. 10bar burst p. 90bar t.max. 90°C approval DVGW with flexible fabric		
For models:	CD101, CM101		


			
1			
Part No.	520729	Ref. No.	2067.0601
description	shower hose connections 1/2" L 2800mm SS operating p. 10bar burst p. 90bar t.max. 90°C approval DVGW with flexible fabric		
For models:	CD201, CM201		

			
1			
Part No.	520731	Ref. No.	2067.0602
description	shower hose connections 1/2" L 3200mm SS operating p. 10bar burst p. 90bar t.max. 90°C approval DVGW nominal-ø 8mm with flexible fabric		
For models:	CD20		


			
1			
Part No.	520732	Ref. No.	2067.0604
description	shower hose connections 1/4" - 1/2" L 2080mm for combi-steamer		
For models:	CC201		


			
1			
Part No.	520094	Ref. No.	2067.0605 2067.0610
description	shower hose connections ø12mm - 1/2" L 1500mm for combi-steamer type type 61/101		
For models:	CC101, CC201, CC6, CCC101, CCC102, CCC61, CCD101, CCD102, CCD61, CCM101, CCM102, CCM61, CD101, CD201, CM101, CM201, CM62		





			
1			
Part No.	520099	Ref. No.	2067.0607 2067.0611
description	shower hose connections ø12mm - 1/2" L 1800mm for combi-steamer		
For models:	CCC201, CCC202, CCD201, CCD202, CCM201, CCM202		

			
1			
Part No.	520108	Ref. No.	2067.0606 2067.0609
description	shower hose connections ø12mm - 1/2" L 2080mm for combi-steamer		
For models:	CM201		

			
1			
Part No.	542364	Ref. No.	2067.0710
description	shower hose for combi-steamer CPC-Linie connection 1/2" connection 2: plug-in connection ED ø 12mm L 1345mm		

			
1			
Part No.	693526	Ref. No.	2060.1210
description	bush for spray gun		
For models:	CD101, CD102, CD61, CM101, CM102, CM61, CPC101, CPC102, CPC61		

			
1			
Part No.	693595	Ref. No.	50.00.135 50.00.752
description	bush for spray gun		
For models:	CM201, CM202, SCC201, SCC202		

			
1			
Part No.	540001	Ref. No.	2060.0110
description	screw connection T1: 1/2" T2: 1/2" for spray gun rotary		
For models:	CC101, CC201, CC6, CD101, CD20, CD201, CM101, CM201		

hose reels

appliance hose reels

			
1			
Part No.	541442	Ref. No.	8655.3000 8655.3005
description	hose reel complete		
For models:	CCC201, CCD201, CCM201		

			
1			
Part No.	541443	Ref. No.	8655.3003 8655.3006
description	hose reel complete		
For models:	CCC202, CCD202, CCM202		


			
1			
Part No.	540662	Ref. No.	8410.1013
description	hose reel complete with spray gun hose length 1.5m		
For models:	CC101, CC6, CD101, CM101		

			
1			
Part No.	540663	Ref. No.	8655.2006 8655.2007
description	hose reel complete with spray gun hose length 1.5m		
For models:	CCC101, CCC61, CCD61, CCM101, CCM61		




1

Part No.	541439	Ref. No.	8410.1002 8410.1016
description	hose reel complete with spray gun hose length 1.5mm		
For models:	CC201, CD201, CM201		



1

Part No.	541440	Ref. No.	8655.2000 8655.2003
description	hose reel complete with spray gun hose length 1.5mm		
For models:	CCC101, CCC61, CCD101, CCD61, CCM101, CCM61		


1

Part No.	541441	Ref. No.	8655.2009
description	hose reel complete with spray gun hose length 1.5mm		
For models:	CCC102, CCD102, CCM102		







1

Part No.	541444	Ref. No.	50.00.176 50.00.176P 50.01.239 50.01.239P
description	hose reel without spray gun hose length 1.5m		
For models:	CM201, CM202, SCC201, SCC202		



1

Part No.	540661	Ref. No.	50.00.140 50.00.140P 50.01.238P	
description	hose reel without spray gun hose length 1m			
For models:	CM101, CM102, CM61, CM62, SCC101, SCC102, SCC61, SCC62			
accessories for	540661			
	Part No.	540664	Ref. No.	50.00.130 50.00.130S
	spray gun for appliances 1/2" (12.83mm) L 165mm			
	Part No.	560630	Ref. No.	1107.0100
	clamping washer nominal-ø 4mm ED ø 11.5mm SS thickness 0.2mm			
	Part No.	694491	Ref. No.	50.00.172
	supply tube for hose reel			
	Part No.	699802	Ref. No.	50.00.279 50.00.751
	cover for spray gun D1 ø 90/145mm L 145mm H 68mm			




1

Part No.	540483	Ref. No.	8655.2020 8655.2020P 8655.2021
description	hose reel without spray gun hose length 2.1m		
For models:	CD101, CD102, CD201, CD202, CD61, CM101, CM102, CM201, CM202, CM61, CPC101, CPC102, CPC201, CPC202, CPC61		

spare parts and accessories

hoses



1

Part No.	520915	Ref. No.	50.01.173
description	connection hose for hose reel connections ø14.6mm / 3/4" length 0.7m		
For models:	SCC101, SCC102, SCC61, SCC62		



dosing pumps

accessories

hose couplings

plastic



1

Part No.	361102	Ref. No.	2062.0339
description	hose connector plastic angled thread M10x1 hose ø 6mm Qty 1 pcs connection M10x1 hose ø 6mm		



1

Part No.	361100	Ref. No.	2062.0351
description	hose connector plastic straight thread M10x1 hose ø 6mm Qty 1 pcs connection M10x1 hose ø 6mm		
For models:	CPC101, CPC102, CPC201, CPC202, CPC61		

metal



1

Part No.	361845	Ref. No.	44.00.592
description	hose connector straight hose ø 10mm SS connection 3/8"		
For models:	SCC101, SCC61		

hoses

supply hoses

PVC supply hoses




1

Part No.	520954	Ref. No.	50.01.213
description	supply hose PVC straight-straight connection 1/2" L 560mm burst p. 10bar t.max. 90°C red approval EN61770		


pre-rinse hoses

stainless steel flexi hoses




1

Part No.	520730	Ref. No.	2067.0600
description	shower hose connections 1/2" L 2400mm SS operating p. 10bar burst p. 90bar t.max. 90°C approval DVGW with flexible fabric		
For models:	CD101, CM101		



Part No.	520729	Ref. No.	2067.0601
description	shower hose connections 1/2" L 2800mm SS operating p. 10bar burst p. 90bar t.max. 90°C approval DVGW with flexible fabric		
For models:	CD201, CM201		



Part No.	520731	Ref. No.	2067.0602
description	shower hose connections 1/2" L 3200mm SS operating p. 10bar burst p. 90bar t.max. 90°C approval DVGW nominal-ø 8mm with flexible fabric		
For models:	CD20		

industrial hoses


silicone hoses

without fabric




1

Part No.	530067	Ref. No.	2112.1301
description	silicone hose ID ø 50mm ED ø 56mm L 0.13m thickness 3mm t.max. 200°C		
For models:	CD101, CD102, CD201, CD202, CD61, CM101, CM102, CM201, CM202, CM61, CPC101, CPC102, CPC201, CPC202, CPC61		




1

Part No.	530796	Ref. No.	2110.1019 2110.1020 2112.1019
description	silicone hose ID ø 5mm ED ø 8mm L 1190mm for combi-steamer CPC/SCC Linie		
For models:	CM101, CM102, CM201, CM61, CPC101, CPC102, CPC201, CPC202, CPC61, SCC101, SCC102, SCC201, SCC202, SCC61, SCC62		


Part No.	530798	Ref. No.	2110.1030
description	silicone hose ID ø 6mm ED ø 10mm L 1120mm for combi-steamer CPC-Linie CM 61-202/G		
For models:	CPC101, CPC102, CPC201, CPC202, CPC61		




Part No.	530550	Ref. No.	2110.1008
description	silicone hose ID ø 6mm ED ø 10mm L 5m thickness 2mm operating pressure without pressure burst pressure non defined t.max. 200°C transparent Shore 55°		
For models:	CD101, CD102, CD201, CD202, CD61, CM101, CM102, CM201, CM202, CM61, CM62, CPC101, CPC102, CPC201, CPC202, CPC61, SCC101, SCC102, SCC201, SCC202, SCC61, SCC62		

with fabric


with monofilament braid




Part No.	530655	Ref. No.	2067.0115
description	silicone hose ID ø 10mm ED ø 17mm L 1.22m thickness 3.5mm with monofilament braid		
For models:	CC201, CC6, CD201, CM201		




Part No.	530674	Ref. No.	2067.0134
description	silicone hose ID ø 10mm ED ø 17mm L 1.35m thickness 3.5mm with monofilament braid Qty 1.35m		
For models:	CD20		




Part No.	530660	Ref. No.	2067.0120
description	silicone hose ID ø 10mm ED ø 17mm L 1.69m thickness 3.5mm with monofilament braid		
For models:	CC101, CC6, CD101, CM101		




Part No.		Ref. No.	2067.0313
description	silicone hose ID ø 13mm L 0.38m thickness 4mm		




Part No.	530699	Ref. No.	2067.0305
description	silicone hose with monofilament braid ED ø 13mm thickness 4mm		
For models:	CD201, CM201		




Part No.	530677	Ref. No.	2067.0137
description	silicone hose with monofilament braid ID ø 10mm ED ø 17mm L 0.05m thickness 3.5mm		



Part No.	530681	Ref. No.	2067.0150
description	silicone hose with monofilament braid ID ø 10mm ED ø 17mm L 0.06m thickness 3.5mm		
For models:	CC201, CD201, CM201		





Part No.	530667	Ref. No.	2067.0127
description	silicone hose with monofilament braid ID ø 10mm ED ø 17mm L 0.08m thickness 3.5mm		
For models:	CC201, CD201, CM201		





Part No.	530641	Ref. No.	2067.0101
description	silicone hose with monofilament braid ID ø 10mm ED ø 17mm L 0.09m thickness 3.5mm Qty 0.09m		
For models:	CD101, CM101, CM62		





			
1			
Part No.	530648	Ref. No.	2067.0108
description	silicone hose with monofilament braid ID ø 10mm ED ø 17mm L 0.12m thickness 3.5mm		
For models:	CD20		


			
1			
Part No.	530661	Ref. No.	2067.0121
description	silicone hose with monofilament braid ID ø 10mm ED ø 17mm L 0.29m thickness 3.5mm		
For models:	CM62		


			
1			
Part No.	530654	Ref. No.	2067.0114
description	silicone hose with monofilament braid ID ø 10mm ED ø 17mm L 0.15m thickness 3.5mm Qty 0.15m		
For models:	CD201, CM101, CM201		


			
1			
Part No.	530658	Ref. No.	2067.0118
description	silicone hose with monofilament braid ID ø 10mm ED ø 17mm L 0.2m thickness 3.5mm		


			
1			
Part No.	530656	Ref. No.	2067.0116
description	silicone hose with monofilament braid ID ø 10mm ED ø 17mm L 0.17m thickness 3.5mm		


			
1			
Part No.	530650	Ref. No.	2067.0110
description	silicone hose with monofilament braid ID ø 10mm ED ø 17mm L 0.36m thickness 3.5mm Qty 0.36m		
For models:	CC201, CD20, CD201, CM201		


			
1			
Part No.	530666	Ref. No.	2067.0126
description	silicone hose with monofilament braid ID ø 10mm ED ø 17mm L 0.1m thickness 3.5mm Qty 0.1m		
For models:	CC101, CC6, CD101, CD201, CM101, CM201		


			
1			
Part No.	530646	Ref. No.	2067.0106
description	silicone hose with monofilament braid ID ø 10mm ED ø 17mm L 0.37m thickness 3.5mm Qty 0.37m		
For models:	CD201, CM201		

			
1			
Part No.	530676	Ref. No.	2067.0136
description	silicone hose with monofilament braid ID ø 10mm ED ø 17mm L 0.23m thickness 3.5mm		

			
1			
Part No.	530668	Ref. No.	2067.0128
description	silicone hose with monofilament braid ID ø 10mm ED ø 17mm L 0.42m thickness 3.5mm Qty 0.42m		
For models:	CD20, CD201, CM201		


			
1			
Part No.	530649	Ref. No.	2067.0109
description	silicone hose with monofilament braid ID ø 10mm ED ø 17mm L 0.25m thickness 3.5mm Qty 0.25m		
For models:	CD20		

			
1			
Part No.	530684	Ref. No.	2067.0156
description	silicone hose with monofilament braid ID ø 10mm ED ø 17mm L 0.44m thickness 3.5mm		
For models:	CC201, CD201, CM201, CM62, SCC101, SCC102, SCC61, SCC62		


1

Part No.	530691	Ref. No.	2067.0167
description	silicone hose with monofilament braid ID ø 10mm ED ø 17mm L 0.44m thickness 3.5mm Qty 0.44m		
For models:	CM101		




1

Part No.	530692	Ref. No.	2067.0177
description	silicone hose with monofilament braid ID ø 10mm ED ø 17mm L 0.58m thickness 3.5mm		




1

Part No.	530642	Ref. No.	2067.0102
description	silicone hose with monofilament braid ID ø 10mm ED ø 17mm L 0.46m thickness 3.5mm Qty 0.46m		
For models:	CD101, CM101		




1

Part No.	530659	Ref. No.	2067.0119
description	silicone hose with monofilament braid ID ø 10mm ED ø 17mm L 0.64m thickness 3.5mm		
For models:	CD101, CD20, CM101, CM61, SCC101, SCC61		




1

Part No.	530669	Ref. No.	2067.0129
description	silicone hose with monofilament braid ID ø 10mm ED ø 17mm L 0.47m thickness 3.5mm		
For models:	CD201, CM201		




1

Part No.	530689	Ref. No.	2067.0164
description	silicone hose with monofilament braid ID ø 10mm ED ø 17mm L 0.65m thickness 3.5mm		
For models:	CCC101, CCC61, CCD101, CCD61, CCM101, CCM61		




1

Part No.	530682	Ref. No.	2067.0152
description	silicone hose with monofilament braid ID ø 10mm ED ø 17mm L 0.4m thickness 3.5mm		
For models:	CC201, CD201, CM201		




1

Part No.	530643	Ref. No.	2067.0103
description	silicone hose with monofilament braid ID ø 10mm ED ø 17mm L 0.66m thickness 3.5mm Qty 0.66m		
For models:	CC101, CC6, CD101, CD20, CD201, CM101, CM201		




1

Part No.	530657	Ref. No.	2067.0117
description	silicone hose with monofilament braid ID ø 10mm ED ø 17mm L 0.55m thickness 3.5mm		
For models:	CD201, CM201		




1

Part No.	530670	Ref. No.	2067.0130
description	silicone hose with monofilament braid ID ø 10mm ED ø 17mm L 0.75m thickness 3.5mm Qty 0.75m		
For models:	CC101, CC6, CD20		




1


Part No.	530644	Ref. No.	2067.0104
description	silicone hose with monofilament braid ID ø 10mm ED ø 17mm L 0.77m thickness 3.5mm Qty 0.77m		
For models:	CD101, CD20, CM101		


Part No.	530663	Ref. No.	2067.0123
description	silicone hose with monofilament braid ID ø 10mm ED ø 17mm L 0.7m thickness 3.5mm		
For models:	CC201, CD201, CM201		




Part No.	530686	Ref. No.	2067.0159
description	silicone hose with monofilament braid ID ø 10mm ED ø 17mm L 0.9m thickness 3.5mm		
For models:	CCC101, CCC201, CCC202, CCC61, CCD201, CCD202, CCM101, CCM201, CCM202, CCM61, CM62		




Part No.	530672	Ref. No.	2067.0132
description	silicone hose with monofilament braid ID ø 10mm ED ø 17mm L 0.81m thickness 3.5mm		
For models:	CC201		




Part No.	530678	Ref. No.	2067.0141
description	silicone hose with monofilament braid ID ø 10mm ED ø 17mm L 1.06m thickness 3.5mm		
For models:	CCC101, CCC61, CCM101, CCM61, CM62		




Part No.	530665	Ref. No.	2067.0125
description	silicone hose with monofilament braid ID ø 10mm ED ø 17mm L 0.88m thickness 3.5mm Qty 0.88m		
For models:	CC6, CCC101, CCC61, CCM101, CCM61		




Part No.	530653	Ref. No.	2067.0113
description	silicone hose with monofilament braid ID ø 10mm ED ø 17mm L 1.1m thickness 3.5mm		
For models:	CD201, CM201		




Part No.	530685	Ref. No.	2067.0158
description	silicone hose with monofilament braid ID ø 10mm ED ø 17mm L 0.92m thickness 3.5mm		
For models:	CC6		



Part No.	530671	Ref. No.	2067.0131
description	silicone hose with monofilament braid ID ø 10mm ED ø 17mm L 1.23m thickness 3.5mm Qty 1.23m		
For models:	CC101, CD101, CM101		





Part No.	530683	Ref. No.	2067.0153
description	silicone hose with monofilament braid ID ø 10mm ED ø 17mm L 0.95m thickness 3.5mm Qty 0.95m		
For models:	CC101, CC201, CD101, CD201, CM101, CM201		





Part No.	530679	Ref. No.	2067.0143
description	silicone hose with monofilament braid ID ø 10mm ED ø 17mm L 1.27m thickness 3.5mm		
For models:	CM20-3NAC380V50Hz, CM20-3NAC400V50Hz		





			
1			
Part No.	530688	Ref. No.	2067.0162
description	silicone hose with monofilament braid ID ø 10mm ED ø 17mm L 1.37m thickness 3.5mm		
For models:	CC101, CC6, CD101, CM101		


			
1			
Part No.	530675	Ref. No.	2067.0135
description	silicone hose with monofilament braid ID ø 10mm ED ø 17mm L 1.5m thickness 3.5mm 1.5		
For models:	CD20, CM201		


			
1			
Part No.	530664	Ref. No.	2067.0124
description	silicone hose with monofilament braid ID ø 10mm ED ø 17mm L 1.3m thickness 3.5mm Qty 1.3m		
For models:	CC101, CD101, CD201, CM101, CM201		


			
1			
Part No.	530690	Ref. No.	2067.0166
description	silicone hose with monofilament braid ID ø 10mm ED ø 17mm L 1.75m thickness 3.5mm		
For models:	CCC101, CCC61, CCM101, CCM61		


			
1			
Part No.	530652	Ref. No.	2067.0112
description	silicone hose with monofilament braid ID ø 10mm ED ø 17mm L 1.42m thickness 3.5mm Qty 1.42m		
For models:	CD20		


			
1			
Part No.	530662	Ref. No.	2067.0122
description	silicone hose with monofilament braid ID ø 10mm ED ø 17mm L 1.9m thickness 3.5mm Qty 1.9m		
For models:	CC6		

			
1			
Part No.	530687	Ref. No.	2067.0161
description	silicone hose with monofilament braid ID ø 10mm ED ø 17mm L 1.45m thickness 3.5mm		
For models:	CCC101, CCC61, CCM101, CCM61		

			
1			
Part No.	530693	Ref. No.	2067.0050 2067.0100 20670101-137
description	silicone hose with monofilament braid ID ø 10mm ED ø 17mm L 1m thickness 3.5mm operating p. 4bar t.max. 200°C Qty 1m		
For models:	CC101, CC201, CC6, CCC101, CCC102, CCC201, CCC202, CCC61, CCD101, CCD102, CCD201, CCD202, CCD61, CCM101, CCM102, CCM201, CCM202, CCM61, CD101, CD102, CD20, CD201, CD202, CD61, CM101, CM102, CM201, CM202, CM61, CM62, CPC101, CPC102, CPC201, CPC202, CPC61, SCC101, SCC102, SCC201, SCC202, SCC61, SCC62		


			
1			
Part No.	530680	Ref. No.	2067.0147
description	silicone hose with monofilament braid ID ø 10mm ED ø 17mm L 1.4m thickness 3.5mm		
For models:	CM20-3NAC380V50Hz, CM20-3NAC400V50Hz		

			
1			
Part No.	530645	Ref. No.	2067.0105
description	silicone hose with monofilament braid ID ø 10mm ED ø 17mm L 1m thickness 3.5mm Qty 1m		
For models:	CD101, CD20, CD201, CM101, CM201		


1

Part No.	530673	Ref. No.	2067.0133
description	silicone hose with monofilament braid ID ø 10mm ED ø 17mm L 2.07m thickness 3.5mm		
For models:	CC101, CD101, CM101, CM201		




1

Part No.	530647	Ref. No.	2067.0107
description	silicone hose with monofilament braid ID ø 10mm ED ø 17mm thickness 3.5mm L 105mm Qty 0.11m		
For models:	CC201, CD20, CD201, CM201		




1

Part No.	530651	Ref. No.	2067.0111
description	silicone hose with monofilament braid ID ø 10mm ED ø 17mm thickness 3.5mm L 1085mm Qty 1.09m		
For models:	CD20, CD201, CM201		




1

Part No.	530697	Ref. No.	2067.0303
description	silicone hose with monofilament braid ID ø 13mm ED ø 20mm L 0.23m thickness 4mm Qty 0.23m		
For models:	CD20		




1

Part No.	530696	Ref. No.	2067.0302
description	silicone hose with monofilament braid ID ø 13mm ED ø 20mm L 0.29m thickness 4mm Qty 0.29m		
For models:	CD101, CM101		




1

Part No.	530698	Ref. No.	2067.0304
description	silicone hose with monofilament braid ID ø 13mm ED ø 20mm L 0.53m thickness 4mm Qty 0.53m		
For models:	CD20		




1

Part No.	530694	Ref. No.	2067.0300 2110.1017
description	silicone hose with monofilament braid ID ø 13mm ED ø 21mm L 1m thickness 4mm Qty 1m		
For models:	CD101, CPC101, CPC102, CPC201, CPC202, CPC61		




1

Part No.		Ref. No.	2067.0312
description	silicone hose with monofilament braid ID ø 13mm L 0.06m thickness 4mm		



1

Part No.	530700	Ref. No.	2067.0306
description	silicone hose with monofilament braid ID ø 13mm L 0.11m thickness 4mm		
For models:	CD201, CM201		



1

Part No.	530695	Ref. No.	2067.0301
description	silicone hose with monofilament braid ID ø 13mm L 0.15m thickness 4mm		
For models:	CD101, CM101		



1

Part No.		Ref. No.	2067.0314
description	silicone hose with monofilament braid ID ø 13mm L 0.56m thickness 4mm		

2

Part No.		Ref. No.	2067.0308
description	silicone hose with monofilament braid ID ø 13mm L 1.22m thickness 4mm		


1

Part No.		Ref. No.	2067.0315
description	silicone hose with monofilament braid ID ø 13mm L 1.45m thickness 4mm		

formed hoses


straight

1



Part No.	694321	Ref. No.	2112.1307
description	hose ID ø 70mm ext. ø 80 L 80mm for combi-steamer		
For models:	CD102, CD201, CD202, CM102, CM201, CM202, CPC102, CPC201, CPC202, SCC201, SCC202		

1



Part No.	530067	Ref. No.	2112.1301
description	silicone hose ID ø 50mm ED ø 56mm L 0.13m thickness 3mm t.max. 200°C		
For models:	CD101, CD102, CD201, CD202, CD61, CM101, CM102, CM201, CM202, CM61, CPC101, CPC102, CPC201, CPC202, CPC61		

1



Part No.	530875	Ref. No.	44.00.362
description	steam hose ext. ø 78 ID ø 70mm L 54mm silicone red/black		
For models:	CM202, SCC202		

1



Part No.	530708	Ref. No.	2067.0202
description	steam hose ID ø 42mm ED ø 58mm L 150mm for combi-steamer		
For models:	CC101, CD101, CM101		

1



Part No.	530709	Ref. No.	2067.0203
description	steam hose ID ø 42mm ED ø 58mm L 200mm for combi-steamer		
For models:	CC6		

1




Part No.	530602	Ref. No.	2067.0201 2067.0204
description	steam hose ID ø 42mm ED ø 60mm L 60mm Qty 1 for combi-steamer		
For models:	CC101, CC6, CD101, CM101, CM201		

1




Part No.	530706	Ref. No.	2067.0200 2067.0210
description	steam hose ID ø 42mm L 1000mm for combi-steamer		
For models:	CD101, CD20, CD201		





			
1			
Part No.	530711	Ref. No.	2067.0208
description	steam hose ID ø 42mm L 48mm		


			
1			
Part No.	530710	Ref. No.	2067.0205
description	steam hose ID ø 42mm L 580mm		
For models:	CC201, CD20, CD201, CM201		


			
1			
Part No.	530712	Ref. No.	2067.0209
description	steam hose ID ø 42mm L 90mm for combi-steamer		
For models:	CM201, CM62		


			
1			
Part No.	530603	Ref. No.	2067.0401
description	steam hose ID ø 60mm ED ø 68mm L 120mm Qty 1 for combi-steamer		
For models:	CC201, CD20, CD201, CM201		


			
1			
Part No.	530605	Ref. No.	2067.0400 2067.0403
description	steam hose ID ø 60mm L 1000mm steam		
For models:	CD201		


form L			
			
1			
Part No.	530794	Ref. No.	2112.1304
description	formed hose ED ø 29mm ID ø 23mm L 485mm for combi-steamer CPC-Linie 102/201E		
For models:	CD102, CD201, CM102, CM201, CPC102, CPC201		

			
1			
Part No.	530791	Ref. No.	44.00.242
description	formed hose ED ø 29mm ID ø 23mm L 730mm for combi-steamer SCC Linie 202		
For models:	CM202, SCC202		

			
1			
Part No.	699804	Ref. No.	44.01.219
description	formed hose end piece A ext. ø 28mm end piece A int. ø 22mm AD2 ø 28mm ø end piece B 22mm L 360mm		


			
1			
Part No.	530917	Ref. No.	56.00.5345
description	formed hose end piece A ext. ø 30mm end piece A int. ø 22mm AD2 ø 23mm ø end piece B 14mm L 330mm		

			
1			
Part No.	699807	Ref. No.	44.00.212 44.00.234
description	formed hose end piece A ext. ø 30mm end piece A int. ø 22mm AD2 ø 30mm ø end piece B 22mm L 345mm		
For models:	CM61, CM62, SCC61, SCC62		


1

Part No.	699806	Ref. No.	44.00.216
description	formed hose end piece A ext. ø 30mm end piece A int. ø 22mm AD2 ø 30mm ø end piece B 22mm L 565mm for drain		
For models:	CM102, SCC102		



1

Part No.	530792	Ref. No.	2112.1305
description	formed hose ID ø 22mm ED ø 29mm L 640mm for combi-steamer CPC 202		
For models:	CD202, CM202, CPC202		




1

Part No.	530716	Ref. No.	56.00.166
description	formed hose ID ø 18/23mm ED ø 25/28mm L 170mm Qty 1 L-shape for combi-steamer ø ø22(19)mm thickness 3mm		
For models:	SCC101, SCC102, SCC61, SCC62		




1

Part No.	530816	Ref. No.	2112.1008 2112.1011
description	formed hose ID ø 22mm ED ø 30mm L 550mm for combi-steamer thickness 4mm		
For models:	CCC201, CCC61, CCD201, CCD61, CCM201, CCM61		




1

Part No.	530717	Ref. No.	56.00.175
description	formed hose ID ø 19/22mm ED ø 25/28mm L 225mm L-shape for combi-steamer thickness 3.5mm		
For models:	SCC201, SCC202		




1

Part No.	694323	Ref. No.	44.00.241
description	formed hose ID ø 23mm ED ø 28mm L 480mm combi-steamer for drain		
For models:	CM101, SCC101		



1

Part No.	530793	Ref. No.	44.00.231 44.00.238
description	formed hose ID ø 22mm ED ø 28mm L 640mm for combi-steamer SCC, CM201/202 since 04/2004		
For models:	CM201, CM202, SCC201, SCC202		



1

Part No.	694324	Ref. No.	2112.1303
description	formed hose ID ø 23mm ED ø 28mm L 480mm for combi-steamer		
For models:	CD101, CD201, CD202, CM101, CPC101		



1

Part No.	530714	Ref. No.	56.00.120
description	formed hose ID ø 22mm ED ø 29mm L 160/180mm combi-steamer L-shape for combi-steamer		
For models:	SCC102, SCC62		




form S



1			
Part No.	698610	Ref. No.	54.00.086
description	formed hose ID ø 48mm ED ø 54mm L 100mm for combi-steamer		
For models:	CM101, CM61, SCC101, SCC61		

form U



1			
Part No.	530715	Ref. No.	56.00.176
description	formed hose L 450mm ID ø 22mm ED ø 29mm for combi-steamer U-shape		
For models:	SCC201, SCC202		

miscellaneous



1			
Part No.	524453	Ref. No.	44.00.210
description	formed hose ext. ø 29 D1 ø 23mm D2 ø 23mm L 340mm white Qty 1		
For models:	CM61, SCC61		



1			
Part No.	530908	Ref. No.	44.01.221
description	formed hose ext. ø 30 ID ø 23mm silicone combi-steamer SCC_WE, CM_P		



1			
Part No.	699805	Ref. No.	2112.1306 2118.1250
description	formed hose ext. ø 55 ID ø 50mm L 86mm silicone for ventilation		
For models:	CD101, CD61, CM101, CM61, CPC101, CPC61		



1			
Part No.	694785	Ref. No.	44.00.233
description	formed hose ID ø 23mm ED ø 29mm L 550mm		
For models:	CM201, SCC201		



1			
Part No.	530066	Ref. No.	2112.1302
description	formed hose ID ø 24mm ED ø 30mm L 380mm		
For models:	CD61, CM101, CM61, CPC101, CPC61		

fittings, hose and pipe connectors

hose connectors

without screw connection



1			
Part No.	361683	Ref. No.	2062.0301
description	hose connector plastic hose ø 10-10mm 2-way		
For models:	CC101, CC201, CC6, CCC101, CCC102, CCC201, CCC202, CCC61, CCD101, CCD102, CCD201, CCD202, CCD61, CCM101, CCM102, CCM201, CCM202, CCM61, CD101, CD20, CD201, CM101, CM201, CPC101, CPC102, CPC201, CPC202, CPC61		



hose connectors

plastic



1

Part No.	361100	Ref. No.	2062.0351
description	hose connector plastic straight thread M10x1 hose ø 6mm Qty 1 pcs connection M10x1 hose ø 6mm		
For models:	CPC101, CPC102, CPC201, CPC202, CPC61		



1

Part No.	361754	Ref. No.	2062.0339
description	hose connector plastic angled thread 1/8" hose ø 6mm Qty 1 pcs		
For models:	CPC101, CPC102, CPC201, CPC202, CPC61		



1

Part No.	361102	Ref. No.	2062.0339
description	hose connector plastic angled thread M10x1 hose ø 6mm Qty 1 pcs connection M10x1 hose ø 6mm		

producer-specific



1

Part No.	512183	Ref. No.	50.00.070
description	hose connector for hose reel T-shape plastic ø 20/12mm 3/4"		
For models:	CM101, CM102, CM61, CM62, SCC101, SCC102, SCC61, SCC62		



1

Part No.	512179	Ref. No.	50.00.071
description	hose connector thread 3/4" L-shape ID ø 20/13mm plastic		
For models:	CM101, CM102, CM61, CM62, SCC101, SCC102, SCC61, SCC62		



1


Part No.	698612	Ref. No.	8464.1300 8664.1300
description	T-piece thread 3/4" ET - 1/2" ET - 3/4" IT plastic		
For models:	CD101, CD102, CD201, CD202, CD61, CM101, CM102, CM201, CM202, CM61, CPC101, CPC102, CPC201, CPC202, CPC61		

drain systems and wash basins

HT drain pipes



1

Part No.	515165	Ref. No.	8720.1031	
description	drain connection set plastic DN 50mm			
For models:	CD101, CD102, CD201, CD202, CD61, CM101, CM102, CM201, CM202, CM61, CPC101, CPC102, CPC201, CPC202, CPC61			
accessories for	515165			
	Part No.	520012	Ref. No.	—
	supply hose PVC straight-curved DN13 connections 3/4" L 2500mm operating p. 10bar burst p. 32bar t.max. 90°C approval VDE flat seal			



ancillary products

PTFE tapes



1

Part No.	890100	Ref. No.	5012.0524
description	PTFE tape reel L 12m W 12mm -200 up to +260°C approval DIN-DVGW, KTW temperature-resistant, elastic for fine thread thickness 0.1mm		
description	PTFE thread sealing tape for fine metal threads Application: All sanitary and heating circuits in hot and cold water areas. DVGW tested. DIN EN751-3. For fine thread DN < 10. Pressure: up to 20 bar. Temperature range: -60°C to +260°C		
For models:	CM101, CM201, CM62		

silicone

food-grade silicones



1

Part No.	890106	Ref. No.	5006.0200 5006.0202
description	silicone TB40 transparent tube 90g -40 up to +160°C		
description	Tomabond - TB40 - tube 90g - transparent For flexible sealing in drinking water, food, water and industrial kitchen areas. Securely joins glass, metal, wood-based materials, ceramic and plastics with high adhesion (1.1 N/mm ²). Fungicide-, algicide- and solvent-free, ageing-resistant. Temperature-resistant from -40 °C to +160 °C Tested and approved by KTW / KSW.		
For models:	CC101, CC201, CC6, CCC101, CCC102, CCC61, CCD101, CCD102, CCD61, CCM101, CCM102, CCM61, CD101, CD102, CD20, CD201, CD202, CD61, CM101, CM102, CM201, CM202, CM61, CM62, CPC101, CPC102, CPC201, CPC202, CPC61		

clamps

hose clamps

DIN 3017 - W2



1

Part No.	520111	Ref. No.	2066.0205
description	hose clamp ø 10-16mm width 9mm Qty 10 pcs DIN 3017		
For models:	CC101, CC201, CC6, CCC101, CCC102, CCC201, CCC202, CCC61, CCD101, CCD102, CCD201, CCD202, CCD61, CCM101, CCM102, CCM201, CCM202, CCM61, CD101, CD102, CD201, CD202, CD61, CM101, CM102, CM201, CM202, CM61, CM62, CPC101, CPC102, CPC201, CPC202, CPC61, SCC101, SCC102, SCC201, SCC202, SCC61, SCC62		



1

Part No.	520112	Ref. No.	2066.0200 2066.0202
description	hose clamp ø 12-20mm width 9mm Qty 10 pcs DIN 3017		
For models:	CD101, CD20, CD201, CM101, CM201, SCC101, SCC102, SCC61, SCC62		



1


Part No.	520114	Ref. No.	2066.0506
description	hose clamp ø 20-32mm width 9mm Qty 10 pcs DIN 3017		
For models:	CC101, CC201, CC6, CD101, CD102, CD20, CD201, CD202, CD61, CM101, CM102, CM201, CM202, CM61, CM62, CPC101, CPC102, CPC201, CPC202, CPC61, SCC101, SCC102, SCC201, SCC202, SCC61, SCC62		





1


Part No.	520115	Ref. No.	2066.0503
description	hose clamp ø 25-40mm width 9mm Qty 10 pcs DIN 3017		
For models:	CCC101, CCC61, CCD101, CCD61, CCM101, CCM61, CM101, CM102, CM201, CM61, CM62, CPC101, CPC102, CPC201, CPC61		




 <p>1</p>			
Part No.	520116	Ref. No.	2066.0507
description	hose clamp ø 32-50mm width 9mm Qty 5 pcs DIN 3017		
For models:	CCC101, CCC102, CCC201, CCC202, CCC61, CCD101, CCD102, CCD201, CCD202, CCD61, CCM101, CCM102, CCM201, CCM202, CCM61		


 <p>1</p>			
Part No.	520118	Ref. No.	2066.0300
description	hose clamp ø 50-70mm width 9mm Qty 5 pcs DIN 3017		
For models:	CCC101, CCC102, CCC201, CCC202, CCC61, CCD101, CCD102, CCD201, CCD202, CCD61, CCM101, CCM102, CCM201, CCM202, CCM61, CD101, CD102, CD201, CD202, CD61, CM101, CM102, CM201, CM202, CM61, CPC101, CPC102, CPC201, CPC202, CPC61, SCC201, SCC202		


 <p>1</p>			
Part No.	520119	Ref. No.	2066.0516
description	hose clamp ø 60-80mm width 9mm Qty 5 pcs DIN 3017		
For models:	CC101, CC201, CC6, CD101, CD102, CD201, CD202, CM101, CM102, CM201, CM202, CM62, CPC102, CPC201, CPC202, SCC102, SCC201, SCC202, SCC62		


 <p>1</p>			
Part No.	520454	Ref. No.	2066.0505
description	hose clamp ø 70-90mm width 9mm Qty 5 pcs DIN 3017		
For models:	CC201, CCC101, CCC102, CCC61, CCD101, CCD102, CCD61, CCM101, CCM102, CCM61, CD101, CD20, CD201, CM101, CM201, CM202, SCC202		


 <p>1</p>			
Part No.	520117	Ref. No.	2066.0504
description	hose clamp stainless steel ø 40-60mm width 9mm Qty 5 pcs DIN 3017		
For models:	CC101, CC201, CC6, CCC101, CCC102, CCC201, CCC202, CCC61, CCD101, CCD201, CCD202, CCD61, CCM101, CCM102, CCM201, CCM202, CCM61, CD101, CD102, CD20, CD201, CD202, CD61, CM101, CM102, CM201, CM202, CM61, CM62, CPC101, CPC102, CPC201, CPC202, CPC61, SCC101, SCC102, SCC201, SCC202, SCC61, SCC62		

<p>DIN 3017 - W4</p>  <p>1</p>			
Part No.	520121	Ref. No.	10.00.983 2066.0206
description	hose clamp SS W4 ø 16-27mm width 9mm Qty 1 pcs DIN 3017		


<p>double wire clamps</p>  <p>1</p>			
Part No.	511658	Ref. No.	2066.0533
description	hose clamp ø 10mm wire gauge ø 1.3mm steel Qty 5 pcs		
For models:	CPC101, CPC102, CPC201, CPC202, CPC61		


 <p>1</p>			
Part No.	520916	Ref. No.	2066.0518
description	hose clamp ø 30mm wire gauge ø 2.7mm chrome-plated steel Qty 1 pcs		
For models:	CC101, CC201, CC6, CD101, CD102, CD201, CD202, CD61, CM101, CM102, CM201, CM202, CM61, CM62, CPC101, CPC102, CPC201, CPC202, CPC61, SCC101, SCC102, SCC201, SCC202, SCC61, SCC62		


 <p>1</p>			
Part No.	560570	Ref. No.	2066.0519
description	hose clamp ø 35.6mm wire gauge ø 3mm Qty 1 pcs		
For models:	CC101, CC201, CC6, CCC101, CCC102, CCC201, CCC202, CCC61, CCD101, CCD102, CCD201, CCD202, CCD61, CCM101, CCM102, CCM201, CCM202, CCM61, CD101, CD102, CD201, CD202, CD61, CM101, CM102, CM201, CM202, CM61, CM62, CPC101, CPC102, CPC201, CPC202, CPC61, SCC101, SCC102, SCC201, SCC202, SCC61, SCC62		


 <p>1</p>			
Part No.	512494	Ref. No.	2066.0531
description	hose clamp ø 56mm wire gauge ø 3.5mm steel Qty 5 pcs CPC-Linie CM 61-202/G		
For models:	CD101, CD102, CD201, CD202, CD61, CM101, CM102, CM201, CM202, CM61, CM62, CPC101, CPC102, CPC201, CPC202, CPC61, SCC101, SCC102, SCC201, SCC202, SCC61, SCC62		





			
1			
Part No.	505351	Ref. No.	20660527
description	wire clamp ø 11.6-12.2mm wire gauge ø 1.5mm zinc-coated steel Qty 100 pcs		
For models:	CD101, CD102, CD201, CD202, CD61, CM101, CM102, CM201, CM202, CM61, CM62, CPC101, CPC102, CPC201, CPC202, CPC61, SCC101, SCC102, SCC201, SCC202, SCC61, SCC62		


			
1			
Part No.	505358	Ref. No.	2066.0530
description	wire clamp ø 14.4-15.1mm wire gauge ø 1.8mm zinc-coated steel Qty 50 pcs		
For models:	CD101, CD102, CD201, CD202, CD61, CM101, CM102, CM201, CM202, CM61, CM62, CPC101, CPC102, CPC201, CPC202, CPC61, SCC101, SCC102, SCC201, SCC202, SCC61, SCC62		

sealed blind rivets			
			
1			
Part No.	560180	Ref. No.	1603.0143 1603.0162 1603.0164 1603.0165
description	sealed blank rivets SS ø 3.2mm L 10mm Qty 50 pcs		
For models:	CC201, CD101, CD102, CD20, CD201, CD202, CD61, CM101, CM102, CM201, CM202, CM61, CPC101, CPC102, CPC201, CPC202, CPC61, SCC201, SCC202		

screws			
countersunk screws			
			
1			
Part No.	560041	Ref. No.	1005.1960
description	countersunk screw thread M5 L 16mm WS 3 SS DIN 7991/ISO 10642 Qty 20 pcs intake hexagonal		
For models:	CC101, CC6, CD101, CD102, CD201, CD202, CD61, CM101, CM102, CM201, CM202, CM61, CM62, CPC101, CPC102, CPC201, CPC202, CPC61		

			
1			
Part No.	560044	Ref. No.	1006.1960
description	countersunk screw thread M6 L 16mm WS 4 SS DIN 7991/ISO 10642 Qty 20 pcs intake hexagonal		
For models:	CC101, CC201, CC6, CD101, CD102, CD20, CD201, CD61, CM101, CM102, CM201, CM202, CM61, CPC101, CPC102, CPC61		

			
1			
Part No.	560567	Ref. No.	1008.1963
description	countersunk screw thread M8 L 16mm WS 5 SS DIN 7991/ISO 10642 Qty 1 pcs head ø 15.5mm		
For models:	CD201, CD202, CM201, CM202, CPC201, CPC202, SCC201, SCC202		


hexagonal screws			
			
1			
Part No.	560309	Ref. No.	1010.0760 1010.0760R
description	hexagonal screw thread M10 thread L 16mm SS WS 17 Qty 1 pcs DIN 933 / ISO 4017		
For models:	CC101, CC201, CC6, CCC101, CCC102, CCC201, CCC61, CCD101, CCD102, CCD201, CCD61, CCM101, CCM102, CCM201, CCM61, CD101, CD20, CD201, CM101, CM201, CM62		

tools

cleaning tools

descaling pumps


descaling pumps

			
1			
Part No.	890294	Ref. No.	6004.0203
description	descaling pump manual 12l/min connection stuff		
For models:	CCC101, CCC102, CCC61, CCD101, CCD102, CCD61, CCM101, CCM102, CCM61, CD101, CD102, CD201, CD202, CD61, CM101, CM102, CM201, CM202, CM61, CPC101, CPC102, CPC201, CPC202, CPC61		


fastening material


rivets/rievet nuts


blind rivets DIN 7337 - stainless steel


			
1			
Part No.	560161	Ref. No.	16040167
description	blind rivet SS ø 3.9mm L 10mm Qty 50 pcs DIN 1700		
For models:	CD101, CD102, CD201, CD202, CD61, CM101, CM102, CM201, CM202, CM61, CM62, CPC101, CPC102, CPC201, CPC202, CPC61, SCC101, SCC102, SCC201, SCC202, SCC61, SCC62		





 <p>1</p>			
Part No.	560311	Ref. No.	1010.0762 1010.0762R
description	hexagonal screw thread M10 thread L 20mm SS WS 17 Qty 1 pcs DIN 933 / ISO 4017		
For models:	CCC101, CCC61, CCD101, CCD61, CCM101, CCM61, CD101, CD102, CD201, CD202, CD61, CM101, CM102, CM201, CM202, CM61, CPC101, CPC102, CPC201, CPC202, CPC61		


 <p>1</p>			
Part No.	560087	Ref. No.	1006.0760
description	hexagonal screw thread M6 thread L 16mm SS WS 10 Qty 20 pcs DIN 933 / ISO 4017		
For models:	CCC102, CCC201, CCC202, CCD102, CCD201, CCD202, CCM102, CCM201, CCM202, CD101, CD102, CD61, CM101, CM102, CM201, CM202, CM61, CM62, CPC101, CPC102, CPC61, SCC101, SCC102, SCC201, SCC202, SCC61, SCC62		


 <p>1</p>			
Part No.	560308	Ref. No.	1016.0700
description	hexagonal screw thread M16 thread L 20mm SS WS 24 Qty 1 pcs DIN 933 / ISO 4017		
For models:	CCC202, CCD202, CCM202, CD20, SCC101, SCC201, SCC202, SCC61		


 <p>1</p>			
Part No.	502214	Ref. No.	1008.0760
description	hexagonal screw thread M8 thread L 16mm SS WS 13 Qty 1 pcs head thickness 5.5mm DIN 933 / ISO 4017		
For models:	CD201, CD202, CM201, CM202, CPC201, CPC202, SCC201, SCC202		


 <p>1</p>			
Part No.	560083	Ref. No.	1008.0752
description	hexagonal screw thread M5 thread L 10mm SS WS 8 Qty 20 pcs DIN 933 / ISO 4017		
For models:	CC101, CC6, CD101, CD102, CD201, CD202, CD61, CM101, CM102, CM201, CM202, CM61, CM62, CPC101, CPC102, CPC201, CPC202, CPC61, SCC201, SCC202		


 <p>1</p>			
Part No.	550682	Ref. No.	1008.0763
description	hexagonal screw thread M8 thread L 20mm SS WS 13 Qty 1 pcs DIN 933 / ISO 4017		
For models:	CC201, CD20, CD201, CM101, CM102, CM201, CM202, CM61, CM62, SCC101, SCC102, SCC201, SCC202, SCC61, SCC62		

 <p>1</p>			
Part No.	560448	Ref. No.	1008.0753
description	hexagonal screw thread M5 thread L 8mm SS WS 8 Qty 1 pcs head thickness 4mm DIN 933 / ISO 4017		
For models:	CCC101, CCC102, CCC201, CCC202, CCC61, CCD101, CCD102, CCD201, CCD202, CCD61, CCM101, CCM102, CCM201, CCM202, CCM61, CD101, CD102, CD201, CD202, CD61, CM101, CM102, CM201, CM202, CM61, CPC101, CPC102, CPC201, CPC202, CPC61		


 <p>1</p>			
Part No.	560204	Ref. No.	1008.0761
description	hexagonal screw thread M8 thread L 25mm SS WS 13 Qty 1 pcs DIN 933 / ISO 4017		
For models:	CCC201, CCC202, CCD201, CCD202, CCM201, CCM202, CD201, CD202, CM101, CM201, CM202, CM61, CM62, CPC201, CPC202, SCC101, SCC102, SCC201, SCC202, SCC61, SCC62		

 <p>1</p>			
Part No.	560079	Ref. No.	1006.0761
description	hexagonal screw thread M6 thread L 12mm SS WS 10 Qty 20 pcs DIN 933 / ISO 4017		
For models:	CD101, CD102, CD201, CD202, CD61, CM101, CM102, CM201, CM202, CM61, CPC101, CPC102, CPC201, CPC202, CPC61, SCC201, SCC202		

 <p>1</p>			
Part No.	560205	Ref. No.	1008.0766
description	hexagonal screw thread M8 thread L 30mm SS WS 13 Qty 1 pcs DIN 933 / ISO 4017		
For models:	CD101, CD102, CD201, CD202, CD61, CM101, CM102, CM201, CM202, CM61, CPC101, CPC102, CPC201, CPC202, CPC61, SCC201, SCC202		


 <p>1</p>			
Part No.	560624	Ref. No.	10.00.109
description	hexagonal screw thread M5x23 thread L 16mm A2-70 WS 8 Qty 5 pcs		
For models:	CM101, CM102, CM201, CM202, CM61, CM62, SCC101, SCC102, SCC201, SCC202, SCC61, SCC62		





			
1			
Part No.	550528	Ref. No.	1005.2000
description	safety screw thread M5 WS 8 Qty 10 pcs L 8mm head ø 11mm		
For models:	CC101, CC201, CC6, CCC101, CCC102, CCC201, CCC202, CCC61, CCD101, CCD102, CCD201, CCD202, CCD61, CCM101, CCM102, CCM201, CCM202, CCM61, CD101, CD102, CD20, CD201, CD61, CM101, CM102, CM201, CM61, CM62, CPC101, CPC102, CPC61, SCC101, SCC102, SCC61		

cylinder head bolts


DIN 912/ISO 4762


			
1			
Part No.	530454	Ref. No.	1004.0665
description	cylinder head bolt thread M4 thread L 6mm L 9.5mm WS 3 SS Qty 1 pcs intake internal hexagon DIN 912/ISO 4762		
For models:	CM201, CM202, CPC101, CPC102, CPC201, CPC202, CPC61, SCC201, SCC202		

			
1			
Part No.	560402	Ref. No.	1005.0663
description	cylinder head bolt thread M5 thread L 10mm L 15.5mm WS 4 SS Qty 1 pcs intake hexagonal DIN 912/ISO 4762		
For models:	CD101, CM101		

			
1			
Part No.	560029	Ref. No.	1005.0661
description	cylinder head bolt thread M5 thread L 20mm WS 4 SS Qty 20 pcs DIN 912/ISO 4762		
For models:	CC201, CD20, CD201, CM201		


miscellaneous


			
1			
Part No.	694943	Ref. No.	1008.0768
description	safety screw thread M8 L 16mm WS 13 hexagonal head for combi-steamer CPC-Linie		
For models:	CD101, CD102, CD201, CD202, CD61, CM101, CM102, CM201, CM202, CM61, CM62, CPC101, CPC102, CPC201, CPC202, CPC61, SCC101, SCC102, SCC201, SCC202, SCC61, SCC62		

			
1			
Part No.	694941	Ref. No.	10.00.565 10.00.936
description	safety screw thread M8 L 20mm WS 13 Qty 5 pcs for combi-steamer SCC WE		
For models:	CM101, CM102, CM201, CM202, CM61, CM62, SCC101, SCC102, SCC201, SCC202, SCC61, SCC62		

nuts


cap nuts

			
1			
Part No.	694944	Ref. No.	10.01.076
description	cap nuts thread M5 WS 8 SS Qty 5 pcs for combi-steamer SCC WE		


			
1			
Part No.	560137	Ref. No.	1106.0360
description	cap nuts thread M6 WS 10 SS Qty 20 pcs DIN/ISO DIN 1587		
For models:	CC201, CCC101, CCC102, CCC201, CCC202, CCC61, CCD101, CCD102, CCD201, CCD202, CCD61, CCM101, CCM102, CCM201, CCM202, CCM61, CD101, CD102, CD20, CD201, CD202, CD61, CM101, CM102, CM201, CM202, CM61, CM62, CPC101, CPC102, CPC201, CPC202, CPC61, SCC101, SCC102, SCC201, SCC202, SCC61, SCC62		


hexagonal nuts


DIN 934 / ISO 4032/8673


			
1			
Part No.	560199	Ref. No.	1112.0110
description	hexagonal nut thread M10 H 8mm WS 17 SS DIN/ISO DIN 934 / ISO 4032/8673 Qty 10 pcs		
For models:	CCC101, CCC102, CCC61, CCD101, CCD102, CCD61, CCM101, CCM102, CCM61, CD101, CD102, CD201, CD202, CD61, CM101, CM102, CM201, CM202, CM61, CM62, CPC101, CPC102, CPC201, CPC202, CPC61, SCC101, SCC102, SCC201, SCC202, SCC61, SCC62		





 <p>1</p>			
Part No.	511212	Ref. No.	1106.0160 1106.0803
description	hexagonal nut thread M6 H 5mm WS 10 SS DIN/ISO DIN 934 / ISO 4032/8673 Qty 1 pcs		
For models:	CC101, CC201, CC6, CCC102, CCC202, CCD102, CCD202, CCM102, CCM202, CD101, CD102, CD20, CD201, CD202, CD61, CM101, CM102, CM201, CM202, CM61, CM62, CPC101, CPC102, CPC201, CPC202, CPC61, SCC101, SCC102, SCC201, SCC202, SCC61, SCC62		


 <p>2</p>			
Part No.	560134	Ref. No.	1108.0260
description	hexagonal nut thread M8 H 6.5mm WS 13 SS DIN/ISO DIN 934 / ISO 4032/8673 Qty 20 pcs		
For models:	CC101, CC201, CC6, CCC101, CCC201, CCC61, CCD101, CCD201, CCD61, CCM101, CCM201, CCM61, CD101, CD102, CD20, CD201, CD202, CD61, CM101, CM102, CM201, CM202, CM61, CM62, CPC101, CPC102, CPC201, CPC202, CPC61, SCC101, SCC102, SCC201, SCC202, SCC61, SCC62		


DIN 985			
 <p>1</p>			
Part No.	560451	Ref. No.	1103.0122
description	hexagonal nut thread M3 self-locking H 4mm WS 5.5 Qty 10 pcs DIN/ISO DIN 985		
For models:	CCC101, CCC102, CCC61, CCM101, CCM102, CCM61, CD101, CD102, CD61, CM101, CM102, CM201, CM202, CM61, CM62, CPC101, CPC102, CPC201, CPC202, CPC61, SCC101, SCC102, SCC201, SCC202, SCC61, SCC62		


DIN 6923 / ISO 4161			
 <p>1</p>			
Part No.	542383	Ref. No.	1105.0121
description	hexagonal nut thread M5 H 6mm zinc-coated steel WS 8 Qty 10 pcs for combi-steamer SCC WE		
For models:	CD101, CD102, CD201, CD202, CD61, CM101, CM102, CM201, CM202, CM61, CM62, CPC101, CPC102, CPC201, CPC202, CPC61, SCC101, SCC102, SCC201, SCC202, SCC61, SCC62		


hexagonal nuts metric (without norm)			
 <p>1</p>			
Part No.	530881	Ref. No.	1106.0220
description	hexagonal nut thread M6 H 3mm WS 10 SS Qty 25 pcs for combi-steamer CPC-Linie		
For models:	CC101, CC201, CC6, CCC101, CCC102, CCC201, CCC202, CCC61, CCD101, CCD102, CCD201, CCD202, CCD61, CCM101, CCM102, CCM201, CCM202, CCM61, CD101, CD102, CD201, CD202, CD61, CM101, CM102, CM201, CM202, CM61, CM62, CPC101, CPC102, CPC201, CPC202, CPC61, SCC101, SCC102, SCC201, SCC202, SCC61, SCC62		

 <p>1</p>			
Part No.	520230	Ref. No.	3004.1406
description	nut thread M14x1.5 H 5mm WS 19 zinc-coated steel Qty 1 pcs		
For models:	CC101, CC201, CC6, CD101, CD20, CD201, CM101, CM201		

union nuts			
 <p>1</p>			
Part No.	694940	Ref. No.	2120.1308
description	union nut for door drip tray for combi-steamer CPC-Linie CPC 61/101/201 L 8mm WS 5 thread M3 Qty 2 pcs		
For models:	CD101, CD102, CD61, CM101, CM102, CM61, CPC101, CPC102, CPC61		

washers			
spring rings			
 <p>1</p>			
Part No.	560122	Ref. No.	1205.0360
description	lock washer ID ø 5.2mm ED ø 9mm SS DIN127 Qty 20 pcs for thread M5		
For models:	CC101, CC201, CC6, CD101, CD20, CD201, CM101, CM201		

 <p>1</p>			
Part No.	560123	Ref. No.	1206.0261
description	lock washer ID ø 6.3mm ED ø 11mm SS DIN127 Qty 20 pcs for thread M6		
For models:	CCC101, CCC102, CCC201, CCC202, CCC61, CCD101, CCD102, CCD201, CCD202, CCD61, CCM101, CCM102, CCM201, CCM202, CCM61, CD101, CD102, CD201, CD202, CD61, CM101, CM102, CM201, CM202, CM61, CPC101, CPC102, CPC201, CPC202, CPC61, SCC101, SCC102, SCC201, SCC202, SCC61		

 <p>1</p>			
Part No.	560124	Ref. No.	1208.0260
description	lock washer ID ø 8.3mm ED ø 15mm SS DIN127 Qty 20 pcs for thread M8		
For models:	CCC101, CCC61, CCD101, CCD61, CCM101, CCM61, CD101, CD102, CD201, CD202, CD61, CM101, CM102, CM201, CM202, CM61, CM62, CPC101, CPC102, CPC201, CPC202, CPC61, SCC101, SCC102, SCC201, SCC202, SCC61, SCC62		



spring washers



1

Part No.	696429	Ref. No.	2016.1455
description	spring washer ID ø 20.5mm ED ø 40mm steel Qty 1 pcs		
For models:	CC201, CD20, CD201, CM201		

spring washers



1

Part No.	560630	Ref. No.	1107.0100
description	clamping washer nominal-ø 4mm ED ø 11.5mm SS thickness 0.2mm		
For models:	CCC101, CCC102, CCC201, CCC202, CCC61, CCD101, CCD102, CCD201, CCD202, CCD61, CCM101, CCM102, CCM201, CCM202, CCM61, CD101, CD102, CD201, CD202, CD61, CM101, CM102, CM201, CM202, CM61, CM62, CPC101, CPC102, CPC201, CPC202, CPC61, SCC101, SCC102, SCC201, SCC202, SCC61, SCC62		

washers

DIN 125A



1

Part No.	560310	Ref. No.	1308.0123
description	plain washer ED ø 30mm for thread M16		
For models:	CCC202, CCD202, CCM202, CD20		



1

Part No.	560312	Ref. No.	1310.0160
description	plain washer ID ø 10.5mm ED ø 20mm thickness 2mm SS Qty 1 pcs DIN 125A for thread M10		
For models:	CC101, CC201, CC6, CCC101, CCC201, CCC61, CCD101, CCD201, CCD61, CCM101, CCM201, CCM61, CD101, CD102, CD20, CD201, CD61, CM101, CM102, CM201, CM61, CM62, CPC101, CPC102, CPC61		



1

Part No.	560112	Ref. No.	10.00.802 10.01.321
description	plain washer ID ø 5.3mm ED ø 10mm thickness 1mm SS Qty 20 pcs DIN 125A for thread M5		



1

Part No.	560113	Ref. No.	1306.0120
description	plain washer ID ø 6.4mm ED ø 12mm thickness 1.6mm SS Qty 20 pcs DIN 125A for thread M6		
For models:	CC101, CC201, CC6, CCC101, CCC102, CCC201, CCC202, CCC61, CCD101, CCD102, CCD201, CCD202, CCD61, CCM101, CCM102, CCM201, CCM202, CCM61, CD101, CD102, CD20, CD201, CD202, CD61, CM101, CM102, CM201, CM202, CM61, CM62, CPC101, CPC102, CPC201, CPC202, CPC61, SCC101, SCC102, SCC201, SCC202, SCC61, SCC62		



1

Part No.	560114	Ref. No.	1308.0160
description	plain washer ID ø 8.4mm ED ø 16mm thickness 1.6mm SS Qty 20 pcs DIN 125A for thread M8		
For models:	CCC201, CCC202, CCD201, CCD202, CCM201, CCM202, CD101, CD102, CD20, CD201, CD202, CD61, CM101, CM102, CM201, CM202, CM61, CM62, CPC101, CPC102, CPC201, CPC202, CPC61, SCC101, SCC102, SCC201, SCC202, SCC61, SCC62		

DIN 9021



1

Part No.	560116	Ref. No.	1305.0260
description	plain washer ID ø 5.3mm ED ø 15mm thickness 1.5mm SS Qty 20 pcs DIN 9021 for thread M5		
For models:	CC101, CC201, CC6, CD101, CD102, CD20, CD201, CD61, CM101, CM102, CM201, CM61, CM62, CPC101, CPC102, CPC61		



1

Part No.	560117	Ref. No.	1306.0221
description	plain washer ID ø 6.4mm ED ø 18mm thickness 1.5mm SS Qty 20 pcs DIN 9021 for thread M6		
For models:	CC101, CC201, CC6, CD101, CD102, CD20, CD201, CD202, CM101, CM102, CM201, CM202, CM61, CM62, CPC101, CPC102, CPC201, CPC202, CPC61, SCC101, SCC201, SCC202, SCC61		


miscellaneous




1

Part No.	560580	Ref. No.	1306.0222
description	plain washer ID ø 6.4mm ED ø 15mm thickness 1.5mm Qty 10 pcs		
For models:	CD101, CD102, CD201, CD202, CD61, CM101, CM102, CM201, CM202, CM61, CM62, CPC101, CPC102, CPC201, CPC202, CPC61, SCC101, SCC102, SCC201, SCC202, SCC61, SCC62		





			
1			
Part No.	560313	Ref. No.	1328.0102
description	serrated locking washer ID ø 10mm ED ø 22mm thickness 1.5mm SS Qty 1 pcs for thread M10		
For models:	CCC101, CCC61, CCD101, CCD61, CCM101, CCM61, CD101, CD102, CD201, CD202, CD61, CM101, CM102, CM201, CM202, CM61, CM62, CPC101, CPC102, CPC201, CPC202, CPC61, SCC101, SCC102, SCC61, SCC62		

tooth lock washers

DIN 6798A			
			
1			
Part No.	560192	Ref. No.	1210.0160
description	tooth lock washer ID ø 10.4mm ED ø 18mm SS DIN/ISO DIN 6798A Qty 1 pcs for thread M10		
For models:	CC101, CC201, CC6, CCC101, CCC201, CCC61, CCD101, CCD201, CCD61, CCM101, CCM201, CCM61, CD101, CD20, CD201, CM101, CM201, CM62		

miscellaneous

			
1			
Part No.	560314	Ref. No.	1217.0159 1217.0160
description	tooth lock washer for thread M16		
For models:	CCC202, CCD202, CCM202, CD20		


			
1			
Part No.	520228	Ref. No.	3004.1405
description	tooth lock washer ID ø 15.3mm ED ø 24mm steel Qty 1 pcs for thread M14		
For models:	CC101, CC201, CC6, CD101, CD20, CD201, CM101, CM201		


fasteners


clamps


hose clamps

DIN 3017 - W2


			
1			
Part No.	520111	Ref. No.	2066.0205
description	hose clamp ø 10-16mm width 9mm Qty 10 pcs DIN 3017		
For models:	CC101, CC201, CC6, CCC101, CCC102, CCC201, CCC202, CCC61, CCD101, CCD102, CCD201, CCD202, CCD61, CCM101, CCM102, CCM201, CCM202, CCM61, CD101, CD102, CD201, CD202, CD61, CM101, CM102, CM201, CM202, CM61, CM62, CPC101, CPC102, CPC201, CPC202, CPC61, SCC101, SCC102, SCC201, SCC202, SCC61, SCC62		


			
1			
Part No.	520112	Ref. No.	2066.0200 2066.0202
description	hose clamp ø 12-20mm width 9mm Qty 10 pcs DIN 3017		
For models:	CD101, CD20, CD201, CM101, CM201, SCC101, SCC102, SCC61, SCC62		


			
1			
Part No.	520114	Ref. No.	2066.0506
description	hose clamp ø 20-32mm width 9mm Qty 10 pcs DIN 3017		
For models:	CC101, CC201, CC6, CD101, CD102, CD20, CD201, CD202, CD61, CM101, CM102, CM201, CM202, CM61, CM62, CPC101, CPC102, CPC201, CPC202, CPC61, SCC101, SCC102, SCC201, SCC202, SCC61, SCC62		


			
1			
Part No.	520115	Ref. No.	2066.0503
description	hose clamp ø 25-40mm width 9mm Qty 10 pcs DIN 3017		
For models:	CCC101, CCC61, CCD101, CCD61, CCM101, CCM61, CM101, CM102, CM201, CM61, CM62, CPC101, CPC102, CPC201, CPC61		




			
1			
Part No.	520116	Ref. No.	2066.0507
description	hose clamp ø 32-50mm width 9mm Qty 5 pcs DIN 3017		
For models:	CCC101, CCC102, CCC201, CCC202, CCC61, CCD101, CCD102, CCD201, CCD202, CCD61, CCM101, CCM102, CCM201, CCM202, CCM61		


			
1			
Part No.	520118	Ref. No.	2066.0300
description	hose clamp ø 50-70mm width 9mm Qty 5 pcs DIN 3017		
For models:	CCC101, CCC102, CCC201, CCC202, CCC61, CCD101, CCD102, CCD201, CCD202, CCD61, CCM101, CCM102, CCM201, CCM202, CCM61, CD101, CD102, CD201, CD202, CD61, CM101, CM102, CM201, CM202, CM61, CPC101, CPC102, CPC201, CPC202, CPC61, SCC201, SCC202		


			
1			
Part No.	520119	Ref. No.	2066.0516
description	hose clamp ø 60-80mm width 9mm Qty 5 pcs DIN 3017		
For models:	CC101, CC201, CC6, CD101, CD102, CD201, CD202, CM101, CM102, CM201, CM202, CM62, CPC102, CPC201, CPC202, SCC102, SCC201, SCC202, SCC62		


			
1			
Part No.	520454	Ref. No.	2066.0505
description	hose clamp ø 70-90mm width 9mm Qty 5 pcs DIN 3017		
For models:	CC201, CCC101, CCC102, CCC61, CCD101, CCD102, CCD61, CCM101, CCM102, CCM201, CCM202, CCM61, CD101, CD20, CD201, CM101, CM201, CM202, SCC202		


			
1			
Part No.	520117	Ref. No.	2066.0504
description	hose clamp stainless steel ø 40-60mm width 9mm Qty 5 pcs DIN 3017		
For models:	CC101, CC201, CC6, CCC101, CCC102, CCC201, CCC202, CCC61, CCD101, CCD201, CCD202, CCD61, CCM101, CCM102, CCM201, CCM202, CCM61, CD101, CD102, CD20, CD201, CD202, CD61, CM101, CM102, CM201, CM202, CM61, CM62, CPC101, CPC102, CPC201, CPC202, CPC61, SCC101, SCC102, SCC201, SCC202, SCC61, SCC62		

DIN 3017 - W4			
			
1			
Part No.	520121	Ref. No.	10.00.983 2066.0206
description	hose clamp SS W4 ø 16-27mm width 9mm Qty 1 pcs DIN 3017		


double wire clamps			
			
1			
Part No.	511658	Ref. No.	2066.0533
description	hose clamp ø 10mm wire gauge ø 1.3mm steel Qty 5 pcs		
For models:	CPC101, CPC102, CPC201, CPC202, CPC61		


			
1			
Part No.	520916	Ref. No.	2066.0518
description	hose clamp ø 30mm wire gauge ø 2.7mm chrome-plated steel Qty 1 pcs		
For models:	CC101, CC201, CC6, CD101, CD102, CD201, CD202, CD61, CM101, CM102, CM201, CM202, CM61, CM62, CPC101, CPC102, CPC201, CPC202, CPC61, SCC101, SCC102, SCC201, SCC202, SCC61, SCC62		

			
1			
Part No.	560570	Ref. No.	2066.0519
description	hose clamp ø 35.6mm wire gauge ø 3mm Qty 1 pcs		
For models:	CC101, CC201, CC6, CCC101, CCC102, CCC201, CCC202, CCC61, CCD101, CCD102, CCD201, CCD202, CCD61, CCM101, CCM102, CCM201, CCM202, CCM61, CD101, CD102, CD201, CD202, CD61, CM101, CM102, CM201, CM202, CM61, CM62, CPC101, CPC102, CPC201, CPC202, CPC61, SCC101, SCC102, SCC201, SCC202, SCC61, SCC62		

			
1			
Part No.	512494	Ref. No.	2066.0531
description	hose clamp ø 56mm wire gauge ø 3.5mm steel Qty 5 pcs CPC-Linie CM 61-202/G		
For models:	CD101, CD102, CD201, CD202, CD61, CM101, CM102, CM201, CM202, CM61, CM62, CPC101, CPC102, CPC201, CPC202, CPC61, SCC101, SCC102, SCC201, SCC202, SCC61, SCC62		




			
1			
Part No.	505351	Ref. No.	20660527
description	wire clamp ø 11.6-12.2mm wire gauge ø 1.5mm zinc-coated steel Qty 100 pcs		
For models:	CD101, CD102, CD201, CD202, CD61, CM101, CM102, CM201, CM202, CM61, CM62, CPC101, CPC102, CPC201, CPC202, CPC61, SCC101, SCC102, SCC201, SCC202, SCC61, SCC62		

			
1			
Part No.	505358	Ref. No.	2066.0530
description	wire clamp ø 14.4-15.1mm wire gauge ø 1.8mm zinc-coated steel Qty 50 pcs		
For models:	CD101, CD102, CD201, CD202, CD61, CM101, CM102, CM201, CM202, CM61, CM62, CPC101, CPC102, CPC201, CPC202, CPC61, SCC101, SCC102, SCC201, SCC202, SCC61, SCC62		


consumables

sealants and adhesives


high temperature silicone


			
1			
Part No.	890107	Ref. No.	5006.0207
description	high temperature silicone TOMABOND TB76 -40 up to +250°C red/brown tube 90ml		
description	Tomabond TB76 - tube 90ml - red brown Special elastic silicone for general bonding & sealing applications with high thermal loads. TB 76 is primarily used in building services, HVAC and mechanical engineering. Temperature-resistant to 300 °C over the short term		

food-grade silicones

			
1			
Part No.	890106	Ref. No.	5006.0200 5006.0202
description	silicone TB40 transparent tube 90g -40 up to +160°C		
description	Tomabond - TB40 - tube 90g - transparent For flexible sealing in drinking water, food, water and industrial kitchen areas. Securely joins glass, metal, wood-based materials, ceramic and plastics with high adhesion (1.1 N/mm ²). Fungicide-, algicide- and solvent-free, ageing-resistant. Temperature-resistant from -40 °C to +160 °C Tested and approved by KTW / KSW.		
For models:	CC101, CC201, CC6, CCC101, CCC102, CCC61, CCD101, CCD102, CCD61, CCM101, CCM102, CCM61, CD101, CD102, CD20, CD201, CD202, CD61, CM101, CM102, CM201, CM202, CM61, CM62, CPC101, CPC102, CPC201, CPC202, CPC61		

screw fixings

			
1			
Part No.	890137	Ref. No.	2001.0040 2001.0042
description	screw fixing LOCTITE 243 medium-strength bottle 5ml		
description	LOCTITE® 243™ - bottle 5ml Is a general purpose threadlocker of medium bond strength. This threadlocker secures and seal bolts, nuts and studs to prevent loosening due to vibration. The product works on all metals, including passive substrates such as stainless steel, aluminium and plated surfaces. It is proven to be tolerant of minor contamination due to industrial oils, e.g. engine oils, corrosion prevention oils and cutting fluids.		
For models:	CC101, CC201, CC6, CCC101, CCC102, CCC61, CCD101, CCD102, CCD61, CCM101, CCM102, CCM61, CD101, CD102, CD20, CD201, CD202, CD61, CM101, CM102, CM201, CM202, CM61, CPC101, CPC102, CPC201, CPC202, CPC61, SCC201, SCC202		

			
1			
Part No.	890064	Ref. No.	2001.0046
description	screw fixing LOCTITE 272 high-strength bottle 50ml t.max. 200°C		
description	LOCTITE® 272™ - bottle 50ml Designed for the permanent locking and sealing of threaded fasteners. The product cures when confined in the absence of air between close fitting metal surfaces and prevents loosening and leakage from shock and vibration. Typical applications include the locking and sealing of large bolts and studs (M25 and larger).		
For models:	CM201, CM202, SCC201, SCC202		



PTFE tapes



1

Part No.	890100	Ref. No.	5012.0524
description	PTFE tape reel L 12m W 12mm -200 up to +260°C approval DIN-DVGW, KTW temperature-resistant, elastic for fine thread thickness 0.1mm		
description	<p>PTFE thread sealing tape for fine metal threads Application: All sanitary and heating circuits in hot and cold water areas. DVGW tested. DIN EN751-3. For fine thread DN < 10. Pressure: up to 20 bar. Temperature range: -60°C to +260°C</p>		
For models:	CM101, CM201, CM62		

cleaning agents

combi-steamer detergents/descalers

Notice: Articles labelled 'DANGEROUS GOODS' are delivered by road through a forwarder for reasons of safety and are charged separately!



1

Part No.	802060	Ref. No.	40-101072 56.00.562
description	descaler for combi-steamer RATIONAL CleanJet 150 tablets of 40g tablets SelfCooking Center		
description	<p>Rational descaler - 6 kg (150 tables of 40g) RATIONAL Care Tabs for descaling and maintaining the Rational SelfCooking Center SCC with CareControl (from year of manufacture: 10/2008) Effectively removes soiling and limescale. Special limescale dissolving agents in the Care Tabs prevent limescale deposits right when they are formed. Innovative care substances actively protect and lengthen the service life of your Rational SelfCookingCenter®.</p> <ul style="list-style-type: none"> - Top cleaning results - Maximum yield - Ideal long-lasting care - maximum operational reliability - Reliable hygiene for food safety - Minimal costs of cleaning and maintenance 		



1

Part No.	802186	Ref. No.	40-101886 9006.0136
description	detergent for combi-steamer 10 litres		
description			



1

Part No.	802165	Ref. No.	40-101070 56.00.210
description	detergent for combi-steamer RATIONAL CleanJet 100 tablets of 60g tablets		
description	<p>Rational detergent - 6kg (100 tabs of 60g) The RATIONAL detergent tabs are designed for cleaning the Rational SelfCooking Center with and without CareControl. The detergent tabs have a new intensive active agent complex to guarantee maximum cleaning power at all times. They are highly concentrated and hence have a high yield.</p> <ul style="list-style-type: none"> - Effectively removes soiling - Top cleaning results - Maximum yield - Ideal long-lasting care - maximum operational reliability - Reliable hygiene for food safety - Minimal costs of cleaning and maintenance 		



1


Part No.	802185	Ref. No.	40-101887 9006.0137
description	rinse aid for combi-steamer 10 litres		
description			




1

Part No.	802166	Ref. No.	40-101071 56.00.211
description	rinse aid tabs for combi-steamer RATIONAL CleanJet 50 tablets of 60g tablets		
description	Rational rinse aid - 3kg (50 tabs of 60g) Rinse aid tabs are individually adapted to the requirements for optimal maintenance of the SelfCooking Center® without CareControl and meet the most stringent quality requirements. Rinse aid tab yield is up to 100% higher than with liquid rinse aids.		

descalers




1

Part No.	890045	Ref. No.	6006.0110
description	descaler RATIONAL descaler 10 litres		
For models:	CC101, CC201, CC6, CCC101, CCC102, CCC61, CCD101, CCD102, CCD61, CCM101, CCM102, CCM61, CD101, CD102, CD201, CD202, CD61, CM101, CM102, CM201, CM202, CM61, CPC101, CPC102, CPC201, CPC202, CPC61		


fuses

fine fuses




1

Part No.	358677	Ref. No.	30190112
description	fine fuse size \varnothing 5x20mm 4A fast-acting rated 250V Qty 10 pcs		
For models:	CM101, CM102, CM201, CM62, CPC102, CPC201		




1

Part No.	358597	Ref. No.	3019.0400
description	fine fuse size \varnothing 5x20mm 0.5A slow-acting rated 250V Qty 10 pcs		
For models:	CC101, CC201, CC6, CD101, CD20, CD201, CM101, CM201, CM62		



1


Part No.	358603	Ref. No.	3019.0120
description	fine fuse size \varnothing 5x20mm 2A slow-acting rated 250V Qty 10 pcs		
For models:	CC101, CC201, CC6, CM101, CM102, CM201, CM202, CM61, CPC101, CPC102, CPC201, CPC202, CPC61		



1

Part No.	358607	Ref. No.	3019.0200
description	fine fuse size \varnothing 5x20mm 6.3A slow-acting rated 250V Qty 10 pcs		
For models:	CD101, CD20, CD201, CM201		


\varnothing 5x30mm 500V



1


Part No.	358735	Ref. No.	4001.0218
description	fine fuse size \varnothing 5x30mm 6.3A medium lag rated 500V Qty 10 pcs		
For models:	CCC101, CCC102, CCC201, CCC61, CCD101, CCD102, CCD201, CCD202, CCD61, CCM101, CCM102, CCM201, CCM61		

\varnothing 6.3x32mm 250V



1

Part No.	358792	Ref. No.	4001.0225
description	fine fuse size \varnothing 6.3x32mm 10A slow-acting rated 250V Qty 10 pcs		
For models:	CD101, CD102, CD201, CD61, CM101, CM102, CM201, CM61, CPC101, CPC102, CPC201, CPC61		



1

Part No.	358791	Ref. No.	4001.0224
description	fine fuse size \varnothing 6.3x32mm 6.3A slow-acting rated 250V Qty 10 pcs		
For models:	CD101, CD102, CD201, CD202, CD61, CM101, CM102, CM201, CM202, CM61, CM62, CPC101, CPC102, CPC201, CPC202, CPC61, SCC101, SCC102, SCC201, SCC202, SCC61, SCC62		



screw locks

D0-system (NEOZED)



1

Part No.	358043	Ref. No.	3019.0401
description	fuse size D01 16A rated 250/400V E14 ø 11mm L 36mm Qty 10 pcs		
For models:	CCC202, CCD202, CCM202, CD102, CD201, CD202, CM101, CM102, CM201, CM202, CM61, CPC101, CPC102, CPC201, CPC202, CPC61		



1

Part No.	358044	Ref. No.	3019.0402
description	fuse size D02 25A rated 250/400V E18 ø 15mm L 36mm Qty 10 pcs		
For models:	CD202, CM202, CPC202		



1

Part No.	358045	Ref. No.	3019.0403
description	fuse size D02 35A rated 250/400V E18 ø 15mm L 36mm Qty 10 pcs		
For models:	CD20		



1

Part No.	358046	Ref. No.	3019.0404
description	fuse size D02 50A rated 250/400V E18 ø 15mm L 36mm Qty 10 pcs		
For models:	CCC202, CCD202, CCM202, CD20, CD202, CM202, CPC202		



1

Part No.	358047	Ref. No.	3019.0405
description	fuse size D02 63A rated 250/400V E18 ø 15mm L 36mm Qty 10 pcs		
For models:	CD202, CM202, CPC202, SCC202		

gauge pieces (NEOZED)



1

Part No.	358064	Ref. No.	4001.1238
description	gauge piece size D02 suitable for 16A		
For models:	CCC202, CCD202, CCM202, CD202, CM202, CPC202		



1

Part No.	358066	Ref. No.	4001.1239
description	gauge piece size D02 suitable for 25A		
For models:	CD202, CM202, CPC202		



1

Part No.	358067	Ref. No.	4001.1240
description	gauge piece size D02 suitable for 35A		
For models:	CD20		



1

Part No.	358068	Ref. No.	4001.1241
description	gauge piece size D02 suitable for 50A		
For models:	CCC202, CCD202, CCM202, CD20, CD202, CM202, CPC202		

GASTROPARTS.COM

