



GASTROPARTS

Kromo

[EN] Equipment

[DE] Geräte

[ES] Aparatos

[FR] Équipement

[IT] Attrezzature

[PL] Urządzenia

[RU] Оборудование

✉ gastroparts@gastroparts.com

☎ +48 56 657 00 66

📘 fb.com/gastroparts.global


GASTROPARTS.COM





heating elements


heating elements for crepes makers



1


| | | | |
|--------------------|---|-----------------|------------------|
| Part No. | 416636 | Ref. No. | 006006 DW6006 |
| description | heating element 2000W 230V L 280mm Wmm H 34mm tube ø 9mm connection M4 dry heating element heating circuits 1 ED ø 305mm crepes maker | | |
| For models: | X1-TK20, X2-TK21 | | |

heating elements for contact grills




1

| | | | |
|--------------------|---|-----------------|------------------|
| Part No. | 416176 | Ref. No. | 009561 DW9561 |
| description | heating element 1000W 230V L 180mm W 180mm H 18mm W1 45mm W2 90mm tube ø 6.3mm windings 5 connection M4 dry heating element | | |
| For models: | K1L, K1R | | |




1

| | | | |
|--------------------|---|-----------------|------------------|
| Part No. | 416198 | Ref. No. | 009717 DW9717 |
| description | heating element 1000W 230V L 180mm W 180mm H 20mm W1 45mm W2 90mm tube ø 6.3mm windings 3 connection M4 dry heating element | | |
| For models: | K2L, K2M, K2R | | |




1

| | | | |
|--------------------|---|-----------------|------------------|
| Part No. | 416177 | Ref. No. | 009562 DW9562 |
| description | heating element 1200W 230V L 180mm W 220mm H 20mm W1 55mm W2 110mm connection length 23mm tube ø 6.3mm windings 4 connection M5 dry heating element | | |
| For models: | K1L, K1R | | |




1

| | | | |
|--------------------|--|-----------------|------------------|
| Part No. | 416197 | Ref. No. | 009716 DW9716 |
| description | heating element 800W 230V L 180mm W 180mm H 20mm W1 45mm W2 85mm tube ø 6.3mm windings 3 connection M4 dry heating element | | |
| For models: | K2L, K2M, K2R | | |



1

| | | | |
|--------------------|---|-----------------|--------------------|
| Part No. | 416038 | Ref. No. | 00906/A DW906/A |
| description | heating element 800W 230V mounting pos. upper | | |



1

| | | | |
|--------------------|---|-----------------|--------------------|
| Part No. | 416039 | Ref. No. | 00909/A DW909/A |
| description | heating element 900W 230V mounting pos. lower | | |



heating elements for salamanders/toast-




| | | | |
|-----------------|--------|-----------------|------------------|
| Part No. | 416647 | Ref. No. | 009153 DW9153 |
|-----------------|--------|-----------------|------------------|


description heating element 2000W 230V L 225mm W 208mm 2 hole fixing thread 1/4" mounting distance 198mm connection M4 dry heating element tube \varnothing 8.5mm heating circuits 1 H 8.5mm


For models: BK21, S2


spare parts for 416647


| | | | | |
|---|-----------------|--------|-----------------|---|
|  | Part No. | 510417 | Ref. No. | — |
| flat gasket fibre ED \varnothing 20mm ID \varnothing 14mm thickness 2mm Qty 1 pcs | | | | |

accessories for 416647

| | | | | |
|---|-----------------|--------|-----------------|---|
|  | Part No. | 361182 | Ref. No. | — |
| nut thread 1/4" H 5mm nickel-plated brass WS 17 Qty 1 pcs | | | | |

| | | | | |
|--|-----------------|--------|-----------------|---|
|  | Part No. | 520228 | Ref. No. | — |
| tooth lock washer ID \varnothing 15.3mm ED \varnothing 24mm steel Qty 1 pcs for thread M14 | | | | |

| | | | | |
|--|-----------------|--------|-----------------|---|
|  | Part No. | 550262 | Ref. No. | — |
| flat gasket copper ED \varnothing 20mm ID \varnothing 14mm thickness 2mm | | | | |




| | | | |
|-----------------|--------|-----------------|------------------|
| Part No. | 416646 | Ref. No. | 009113 DW9113 |
|-----------------|--------|-----------------|------------------|

description heating element 2000W 230V L 290mm W 216mm 2 hole fixing thread M12x1 mounting distance 195mm connection male faston 6.3mm dry heating element tube \varnothing 8.5mm heating circuits 1 connection length 35mm H 8.5mm

For models: S1

quartz heating elements



| | | | |
|-----------------|--------|-----------------|------------------|
| Part No. | 693055 | Ref. No. | 008026 DW8026 |
|-----------------|--------|-----------------|------------------|

description insulator complete \varnothing 13mm bore \varnothing 5mm

For models: F12, F120-TK120P, F6, F60-TK60P



| | | | |
|--------------------|---|-----------------|------------------|
| Part No. | 416174 | Ref. No. | 008075 DW8075 |
| description | quartz heating element 450W 75V L 390mm \varnothing 11mm connection eye | | |
| For models: | F12, F6 | | |



| | | | |
|--------------------|---|-----------------|------------------|
| Part No. | 417534 | Ref. No. | 008156 DW8156 |
| description | quartz heating element 500W 115V L 365mm \varnothing 10mm | | |
| For models: | F120-TK120P, F60-TK60P | | |

coil heating elements



| | | | |
|-----------------|--------|-----------------|------------------------|
| Part No. | 419039 | Ref. No. | 002000359 DW2000359 |
|-----------------|--------|-----------------|------------------------|

description heating element 2000/2180W 230/240V L 395mm W 93mm thread 3/8" connection M6 connection length 45mm dishwasher dry heating element heating circuits 1 2 hole fixing

For models: F, FP, K11, K11A, K12, K12-90, K12T, K1600, K1600-ALTA-VELOCITA, K1700, K1800, K2100, K2200, K24, K2500, K2700, K3000, K3000+K10, K3100, K3100+K10, K3300, K3800, K3800+K10, K4000, K4400, K4400+K10, K5400, K5400+K10, KP2300, KP2300+KP23, KP3000, KP4000

immersion heating elements


3 hole flange \varnothing 38.5mm

| | | | |
|-----------------|--------|-----------------|--------------------|
| Part No. | 415261 | Ref. No. | 0018206 DW18206 |
|-----------------|--------|-----------------|--------------------|


description heating element 2400W 230V mounting \varnothing 38.5mm heating circuits 1 L 242mm W 31mm H 22mm number of thermostat sleeves 1 thermostat sleeves \varnothing 7.5mm length thermostat sleeves 180mm thermostat sleeve eccentric, non clinging tube \varnothing 6.3mm hole distance 57mm hole \varnothing 10mm cable length 130mm 3 hole flange connection male faston 6.3mm immersion heater

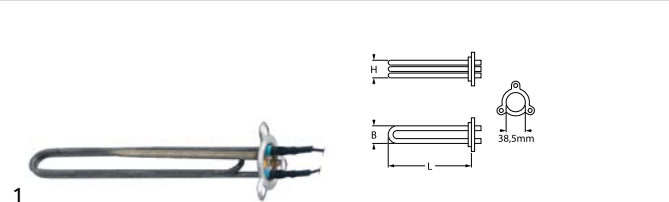
For models: AQUA-35-RL09, AQUA-37, AQUA-37-RL09, AQUA-40, AQUA-40-RL09, DUPLA-35, K35, K37, K40, LUX-40, LUX-40-ELETRONICA, LUX-41-ELETRONICA


spare parts for 415261

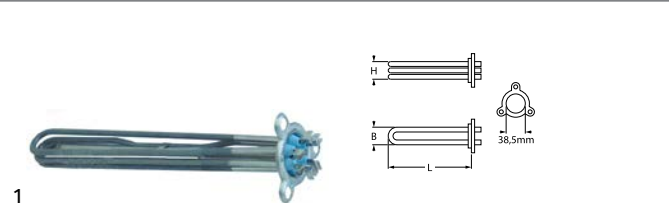
| | | | | |
|---|-----------------|--------|-----------------|---|
|  | Part No. | 521120 | Ref. No. | — |
| O-ring EPDM thickness 5.34mm ID \varnothing 37.47mm Qty 1 pcs | | | | |


accessories for 415261

| | | | | |
|---|-----------------|--------|-----------------|---|
|  | Part No. | 532577 | Ref. No. | — |
| O-ring EPDM thickness 5.34mm ID \varnothing 40.65mm Qty 1 pcs | | | | |







| | | | |
|---|--|-----------------|------------------------|
| Part No. | 416277 | Ref. No. | 0018206/D DW18206/D |
| description | heating element 2800W 230V mounting \varnothing 38.5mm heating circuits 1 L 302mm W 37mm H 28mm number of thermostat sleeves 1 thermostat sleeves \varnothing 7mm length thermostat sleeves 199mm thermostat sleeve not clinging tube \varnothing 6.4mm hole distance 57mm hole \varnothing 10mm cable length 114mm 3 hole flange connection 26 immersion heater | | |
| For models: | AQUA-37, AQUA-37-RL09, AQUA-40, AQUA-40-RL09, DUPLA-35, DUPLA-37, DUPLA-40, K40, K40-LUX, K41-LUX, LUX-40, LUX-40-ELETTRONICA, LUX-41-ELETTRONICA | | |
| accessories for | 416277 | | |
|  | Part No. | 532577 | Ref. No. — |
| | O-ring EPDM thickness 5.34mm ID \varnothing 40.65mm Qty 1 pcs | | |




| | | | |
|---|---|-----------------|--------------------|
| Part No. | 416398 | Ref. No. | 0018215 DW18215 |
| description | heating element 4000W 230V mounting \varnothing 38.5mm heating circuits 3 L 287mm W 26mm H 34mm number of thermostat sleeves 1 thermostat sleeves \varnothing 7mm length thermostat sleeves 255mm thermostat sleeve centred, adjacent tube \varnothing 6.3mm hole distance 57mm hole \varnothing 10mm 3 hole flange connection male faston 6.3mm immersion heater | | |
| For models: | AQUA-37, AQUA-40, DUPLA-40, K40-LUX, K41-LUX, LUX-40, LUX-40-ELETTRONICA, LUX-41-ELETTRONICA | | |
| accessories for | 416398 | | |
|  | Part No. | 521120 | Ref. No. — |
| | O-ring EPDM thickness 5.34mm ID \varnothing 37.47mm Qty 1 pcs | | |

3 hole flange \varnothing 47.5mm




| | | | |
|---|---|-----------------|---|
| Part No. | 420359 | Ref. No. | 00590121 DW590121 |
| description | heating element 6000W 230V mounting \varnothing 47.5mm heating circuits 3 L 275mm W 32mm H 40mm number of thermostat sleeves 1 thermostat sleeves \varnothing 7.5mm length thermostat sleeves 150mm thermostat sleeve eccentric, non clinging tube \varnothing 8.5mm hole distance 62mm hole \varnothing 10mm connection male faston 6.3mm 3 hole flange immersion heater | | |
| accessories for | 420359 | | |
|  | Part No. | 510408 | Ref. No. 0013005 13005 DW13005 |
| | O-ring EPDM thickness 5.34mm ID \varnothing 47mm Qty 1 pcs | | |
|  | Part No. | 510562 | Ref. No. — |
| | O-ring silicone thickness 5.34mm ID \varnothing 47mm Qty 1 pcs | | |


3 hole flange \varnothing 57.5mm

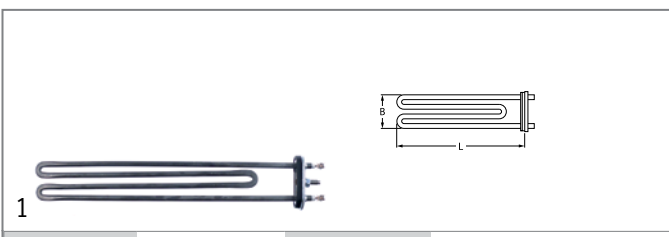


| | | | |
|--------------------|--|-----------------|--------------------------|
| Part No. | 419191 | Ref. No. | 0010300011 DW10300011 |
| description | heating element 3000-3270W 230-240V mounting \varnothing 57.5mm heating circuits 3 L 195mm W 35mm H 40mm with O-ring | | |
| For models: | K4400 | | |

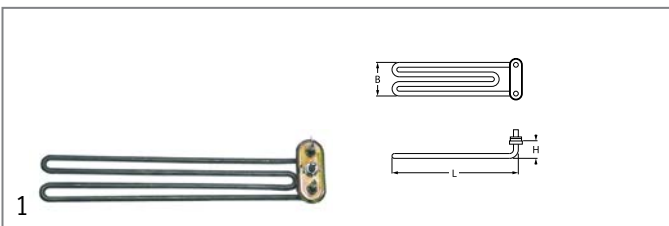
with compression flange 62 x 26mm



| | | | |
|---|---|-----------------|--------------------|
| Part No. | 415267 | Ref. No. | 0017201 DW17201 |
| description | heating element 1800W 230V heating circuits 1 compression flange flange 62x26mm L 190mm W 41mm Hmm connection male faston 6.3mm tube \varnothing 6.3mm immersion heater | | |
| accessories for | 415267 | | |
|  | Part No. | 510387 | Ref. No. — |
| | gasket L 46mm W 22mm \varnothing mm EPDM for heating element for flange 50x26mm | | |




| | | | |
|--------------------|---|-----------------|--------------------|
| Part No. | 415266 | Ref. No. | 0010714 DW10714 |
| description | heating element 2000W 230V heating circuits 1 compression flange flange 62x26mm L 300mm W 41mm Hmm connection male faston 6.3mm tube \varnothing 6.3mm immersion heater | | |
| For models: | AQUA-35, K36 | | |




| | | | |
|--------------------|---|-----------------|------------------------|
| Part No. | 415268 | Ref. No. | 0016035/A DW16035/A |
| description | heating element 1850-2020W 230-240V heating circuits 1 expansion flange flange 62x26mm L 245mm W 40mm H 25mm tube \varnothing 6.5mm connection male faston 6.3mm immersion heater | | |
| For models: | AQUA-37, AQUA-37-RL09, AQUA-40, AQUA-40-RL09, AQUA-50, DUPLA-35, DUPLA-37, DUPLA-40, DUPLA-45, DUPLA-50, K35, K37, K40 | | |










| | | | |
|---|---|-----------------|----------------------|
|  | | | |
| Part No. | 415270 | Ref. No. | 00150047 DW150047 |
| description | heating element 2700W 230V heating circuits 1 compression flange flange 62x26mm L 335mm W 43mm H 25mm tube \varnothing 6.3mm connection male faston 6.3mm immersion heater | | |
| For models: | AQUA-50, AQUA-80, DUPLA-45, DUPLA-50, HOOD-110, HOOD-110-E, HOOD800SP-3D-GOGGLES-IMAX, K45, K50, K60, K80, K90, KP70-EL, KP85-EL, LUX-60, LUX-60-ELETTRONICA, LUX-61-ELETTRONICA, LUX-70-EL, LUX-85, LUX-85-ELETTRONICA | | |


with expansion flange 40 x 14mm





| | | | |
|---|--|-----------------|----------------------|
|  | | | |
| Part No. | 416276 | Ref. No. | 00540401 DW540401 |
| description | heating element 1100W 230V flange 40x14mm L 203mm W 40mm H 27mm heating circuits 1 connection male faston 6.3mm immersion heater | | |
| For models: | K40-LUX, LUX-40, LUX-40-ELETTRONICA | | |

with round flange \varnothing 47.5mm

| | | | | |
|---|--|-----------------|------------------------|--------------------------------------|
|  | | | | |
| Part No. | 415260 | Ref. No. | 0016036/A DW16036/A | |
| description | heating element 2180/2370W 230/240V heating circuits 1 mounting \varnothing 47.5mm L 185mm W 40mm H 36mm round flange cable length 130mm immersion heater tube \varnothing 6.3mm thermostat sleeves \varnothing 7mm number of thermostat sleeves 1 length thermostat sleeves 165mm | | | |
| For models: | DUPLA-50, K45 | | | |
| accessories for | 415260 | | | |
|  | Part No. | 510408 | Ref. No. | 0013005 13005 DW13005 |
| | O-ring EPDM thickness 5.34mm ID \varnothing 47mm Qty 1 pcs | | | |
|  | Part No. | 520235 | Ref. No. | 0030001024 30001024 DW30001024 |
| | 3 hole flange hole distance 70.5mm perforation \varnothing 6.5mm ID \varnothing 53.5mm | | | |
|  | Part No. | 520236 | Ref. No. | — |
| | flange for heating element ID \varnothing 50mm ED \varnothing 90mm hole \varnothing 6.5mm 3 holes | | | |
|  | Part No. | 521012 | Ref. No. | — |
| | gasket graphite ED \varnothing 15mm ID \varnothing 5mm thickness 1.2mm Qty 1 pcs | | | |
|  | Part No. | 550002 | Ref. No. | 0016045 16045 DW16045 |
| | tension strap H 10mm L 21mm W 10mm hole \varnothing 6.5mm for heating element | | | |








| | | | | |
|---|---|--------|-----------------|---|
| accessories for | 415260 | | | |
|  | Part No. | 550362 | Ref. No. | — |
| | blind flange \varnothing 64mm mounting \varnothing 47.5mm | | | |






| | | | |
|--|--|-----------------|--|
|  | | | |
| Part No. | 415269 | Ref. No. | 0015047 0015047/A DW15047 DW15047/A |
| description | heating element 2700W 230V heating circuits 3 mounting \varnothing 47.5mm L 257mm W 28mm H 45mm round flange connection male faston 6.3mm immersion heater tube \varnothing 6.3mm H1 11mm H2 34mm connection length 28mm | | |
| For models: | HOOD-130, HOOD-130-ELETTRONICA, K100, K70, KP130-ELETTRONICA, KP149, KP150, KP151, KP151-E | | |



| | | | | |
|---|---|--------|-----------------|--------------------------------------|
| accessories for | 415269 | | | |
|  | Part No. | 510408 | Ref. No. | 0013005 13005 DW13005 |
| | O-ring EPDM thickness 5.34mm ID \varnothing 47mm Qty 1 pcs | | | |
|  | Part No. | 510562 | Ref. No. | — |
| | O-ring silicone thickness 5.34mm ID \varnothing 47mm Qty 1 pcs | | | |
|  | Part No. | 520235 | Ref. No. | 0030001024 30001024 DW30001024 |
| | 3 hole flange hole distance 70.5mm perforation \varnothing 6.5mm ID \varnothing 53.5mm | | | |
|  | Part No. | 520236 | Ref. No. | — |
| | flange for heating element ID \varnothing 50mm ED \varnothing 90mm hole \varnothing 6.5mm 3 holes | | | |
|  | Part No. | 550002 | Ref. No. | 0016045 16045 DW16045 |
| | tension strap H 10mm L 21mm W 10mm hole \varnothing 6.5mm for heating element | | | |
|  | Part No. | 550362 | Ref. No. | — |
| | blind flange \varnothing 64mm mounting \varnothing 47.5mm | | | |


| | | | | |
|--|--|-----------------|------------------------|-----------------------------|
|  | | | | |
| Part No. | 420056 | Ref. No. | 0015089/D DW15089/D | |
| description | heating element 2800W 230V heating circuits 1 L 380mm W 34mm H 33mm tube \varnothing 6mm thermostat sleeves \varnothing 8.5mm number of thermostat sleeves 1 length thermostat sleeves 230mm | | | |
| For models: | AQUA-50, AQUA-80, DUPLA-45 | | | |
| accessories for | 420056 | | | |
|  | Part No. | 510408 | Ref. No. | 0013005 13005 DW13005 |
| | O-ring EPDM thickness 5.34mm ID \varnothing 47mm Qty 1 pcs | | | |










| | | | |
|---|---|-----------------|--|
|  | | | |
| Part No. | 415262 | Ref. No. | 0015046 DW15046 |
| description | heating element 3000W 230V heating circuits 3 mounting \varnothing 47.5mm L 260mm W 40mm H 36mm round flange connection male faston 6.3mm immersion heater tube \varnothing 6.3mm thermostat sleeves \varnothing 7mm number of thermostat sleeves 1 length thermostat sleeves 250mm thermostat sleeve upper centre not clinging | | |
| For models: | AQUA-50, AQUA-80, DUPLA-45, DUPLA-50, K50, K60, K70, LUX-60, LUX-60-ELETTRONICA, LUX-61-ELETTRONICA | | |
| accessories for | 415262 | | |
|  | Part No. | 510408 | Ref. No. 0013005 13005 DW13005 |
| | O-ring EPDM thickness 5.34mm ID \varnothing 47mm Qty 1 pcs | | |
|  | Part No. | 510562 | Ref. No. — |
| | O-ring silicone thickness 5.34mm ID \varnothing 47mm Qty 1 pcs | | |
|  | Part No. | 520235 | Ref. No. 0030001024 30001024 DW30001024 |
| | 3 hole flange hole distance 70.5mm perforation \varnothing 6.5mm ID \varnothing 53.5mm | | |
|  | Part No. | 520236 | Ref. No. — |
| | flange for heating element ID \varnothing 50mm ED \varnothing 90mm hole \varnothing 6.5mm 3 holes | | |
|  | Part No. | 550002 | Ref. No. 0016045 16045 DW16045 |
| | tension strap H 10mm L 21mm W 10mm hole \varnothing 6.5mm for heating element | | |
|  | Part No. | 550362 | Ref. No. — |
| | blind flange \varnothing 64mm mounting \varnothing 47.5mm | | |

| | | | |
|---|--|-----------------|--|
|  | | | |
| Part No. | 415263 | Ref. No. | 0015089 DW15089 |
| description | heating element 4500W 230V heating circuits 3 mounting \varnothing 47.5mm L 375mm W 38mm H 46mm round flange connection male faston 6.3mm immersion heater tube \varnothing 6.3mm thermostat sleeves \varnothing 7mm number of thermostat sleeves 1 length thermostat sleeves 240mm thermostat sleeve not clinging | | |
| For models: | AQUA-50, AQUA-80, DUPLA-45, DUPLA-50, K120, K50, K60, K70, K80, KP70-EL, KP85-EL, LUX-60, LUX-60-ELETTRONICA, LUX-70-EL, LUX-85-ELETTRONICA | | |
| accessories for | 415263 | | |
|  | Part No. | 510408 | Ref. No. 0013005 13005 DW13005 |
| | O-ring EPDM thickness 5.34mm ID \varnothing 47mm Qty 1 pcs | | |
|  | Part No. | 520235 | Ref. No. 0030001024 30001024 DW30001024 |
| | 3 hole flange hole distance 70.5mm perforation \varnothing 6.5mm ID \varnothing 53.5mm | | |
|  | Part No. | 520236 | Ref. No. — |
| | flange for heating element ID \varnothing 50mm ED \varnothing 90mm hole \varnothing 6.5mm 3 holes | | |
|  | Part No. | 521012 | Ref. No. — |
| | gasket graphite ED \varnothing 15mm ID \varnothing 5mm thickness 1.2mm Qty 1 pcs | | |

| | | | |
|---|---|--------|---|
| accessories for | 415263 | | |
|  | Part No. | 550002 | Ref. No. 0016045 16045 DW16045 |
| | tension strap H 10mm L 21mm W 10mm hole \varnothing 6.5mm for heating element | | |
|  | Part No. | 550362 | Ref. No. — |
| | blind flange \varnothing 64mm mounting \varnothing 47.5mm | | |

| | | | |
|--|--|-----------------|------------------------|
|  | | | |
| Part No. | 419040 | Ref. No. | 0015089/E DW15089/E |
| description | heating element 6000/6530W 230/240V heating circuits 3 mounting \varnothing 47.5mm L 375mm W 38mm H 39mm round flange connection male faston 6.3mm immersion heater tube \varnothing 6.3mm thermostat sleeves \varnothing 7mm number of thermostat sleeves 1 length thermostat sleeves 240mm thermostat sleeve eccentric, non clinging | | |
| For models: | AQUA-50, AQUA-80, DUPLA-50, K50, KP70-EL, KP85-EL, LUX-60, LUX-60-ELETTRONICA, LUX-61-ELETTRONICA, LUX-70-EL, LUX-85-ELETTRONICA | | |

| | | | |
|---|---|-----------------|--|
|  | | | |
| Part No. | 416278 | Ref. No. | 0015089/A DW15089/A |
| description | heating element 6000W 230V heating circuits 3 mounting \varnothing 47.5mm L 435mm W 38mm H 38mm round flange connection male faston 6.3mm immersion heater tube \varnothing 6.3mm thermostat sleeves \varnothing 7mm number of thermostat sleeves 1 length thermostat sleeves 236mm thermostat sleeve eccentric, non clinging | | |
| accessories for | 416278 | | |
|  | Part No. | 510408 | Ref. No. 0013005 13005 DW13005 |
| | O-ring EPDM thickness 5.34mm ID \varnothing 47mm Qty 1 pcs | | |
|  | Part No. | 510562 | Ref. No. — |
| | O-ring silicone thickness 5.34mm ID \varnothing 47mm Qty 1 pcs | | |
|  | Part No. | 520235 | Ref. No. 0030001024 30001024 DW30001024 |
| | 3 hole flange hole distance 70.5mm perforation \varnothing 6.5mm ID \varnothing 53.5mm | | |
|  | Part No. | 520236 | Ref. No. — |
| | flange for heating element ID \varnothing 50mm ED \varnothing 90mm hole \varnothing 6.5mm 3 holes | | |
|  | Part No. | 550002 | Ref. No. 0016045 16045 DW16045 |
| | tension strap H 10mm L 21mm W 10mm hole \varnothing 6.5mm for heating element | | |
|  | Part No. | 550362 | Ref. No. — |
| | blind flange \varnothing 64mm mounting \varnothing 47.5mm | | |



with round flange ø57.5mm



| | | | |
|------------------------|--|-----------------|--|
| Part No. | 416279 | Ref. No. | 0030001011/A DW30001011/A |
| description | heating element 12000W 230V heating circuits 3 mounting ø 57.5mm L 470mm W 48mm H 34mm round flange connection M5 immersion heater tube ø 8.5mm connection length 30mm thermostat sleeves ø 7mm number of thermostat sleeves 1 length thermostat sleeves 295mm thermostat sleeve eccentric, non clinging | | |
| For models: | BB-2500, F, FP, HOOD-110, HOOD-110-E, HOOD-130, HOOD-800SP-3D-GOGGLES-IMAX, K1600, K1600-ALTA-VELOCITA, K1700, K1800, K2100, K2200, K2500, K26, K26A, K2700, K3000, K3000+K10, K3100, K3100+K10, K3300, K3800, K3800+K10, K4000, K4400, K4400+K10, K5400, K5400+K10, KP149, KP200-ELETTRONICA, KP2300, KP2300+KP23, KP2800, KP3000, KP300-ELETTRONICA, KP4000, KT-1500 | | |
| accessories for | 416279 | | |
| | Part No. | 550002 | Ref. No. 0016045 16045 DW16045 |
| | tension strap H 10mm L 21mm W 10mm hole ø 6.5mm for heating element | | |



| | | | |
|--------------------|---|-----------------|------------------------------|
| Part No. | 420055 | Ref. No. | 0030001011/B DW30001011/B |
| description | heating element 14000W 230V heating circuits 3 L 480mm W 36mm H 44mm connection M5 tube ø 8.5mm thermostat sleeves ø 7.7mm number of thermostat sleeves 1 length thermostat sleeves 280mm | | |
| For models: | BB-2500, F, FP, K1600, K1600-ALTA-VELOCITA, K1700, K1800, K2100, K2200, K2500, K26, K2700, K3000, K3000+K10, K3100, K3100+K10, K3300, K3800, K3800+K10, K4000, K4400, K4400+K10, K5400, K5400+K10, KP2300, KP2300+KP23, KP2800, KP3000, KP4000, KT-1500 | | |



| | | | |
|------------------------|---|-----------------|---|
| Part No. | 415264 | Ref. No. | 001008842 0030001010 DW1008842 DW30001010 |
| description | heating element 6000W 230V heating circuits 3 mounting ø 57.5mm L 480mm W 33mm H 42mm round flange connection M5 immersion heater tube ø 8.5mm connection length 19mm thermostat sleeves ø 7.5mm number of thermostat sleeves 1 length thermostat sleeves 268mm thermostat sleeve not clinging | | |
| For models: | BB-2500, F, FP, HOOD-110, HOOD-110-E, HOOD-130, HOOD-800SP-3D-GOGGLES-IMAX, K100, K2500, K3000, K3000+K10, K3100, K3100+K10, K3300, K3800, K3800+K10, K4000, K4400, K4400+K10, K5400, K5400+K10, K90, KP149, KP150, KP151, KP151-E, KP200, KP200-ELETTRONICA, KP202-E, KP2300, KP2300+KP23, KP2800, KP300, KP3000, KP300-ELETTRONICA, KP302-E, KP4000, KP85-EL, KT-1500, LUX-85, LUX-85-ELETTRONICA | | |
| spare parts for | 415264 | | |
| | Part No. | 510409 | Ref. No. 0013015 0013020 13015 13020 DW13015 DW13020 |
| | O-ring EPDM thickness 5.34mm ID ø 56.52mm Qty 1 pcs | | |
| accessories for | 415264 | | |
| | Part No. | 550002 | Ref. No. 0016045 16045 DW16045 |
| | tension strap H 10mm L 21mm W 10mm hole ø 6.5mm for heating element | | |



| | | | |
|------------------------|---|-----------------|---|
| Part No. | 415265 | Ref. No. | 0016303 0030001011 DW16303 DW30001011 |
| description | heating element 9000W 230V heating circuits 3 mounting ø 57.5mm L 470mm W 35mm H 41mm round flange connection M5 immersion heater tube ø 8.5mm connection length upper centre not clingingmm thermostat sleeves ø 7.5mm number of thermostat sleeves 1 length thermostat sleeves 295mm | | |
| For models: | BB-2500, F, FP, GR300, GR800, HOOD-110, HOOD-110-E, HOOD-130, HOOD-130-ELETTRONICA, HOOD800SP-3D-GOGGLES-IMAX, K100, K120, K1600, K1600-ALTA-VELOCITA, K1700, K1800, K2100, K2200, K2500, K2700, K3000, K3000+K10, K3100, K3100+K10, K3300, K3800, K3800+K10, K4000, K4400, K4400+K10, K5400, K5400+K10, KP130-ELETTRONICA, KP149, KP150, KP151, KP151-E, KP200, KP200-ELETTRONICA, KP202-E, KP2300, KP2300+KP23, KP2800, KP300, KP3000, KP300-ELETTRONICA, KP302-E, KP400, KP4000, KP400-ELETTRONICA...(Other models you can see in the webshop) | | |
| spare parts for | 415265 | | |
| | Part No. | 510409 | Ref. No. 0013015 0013020 13015 13020 DW13015 DW13020 |
| | O-ring EPDM thickness 5.34mm ID ø 56.52mm Qty 1 pcs | | |
| accessories for | 415265 | | |
| | Part No. | 550002 | Ref. No. 0016045 16045 DW16045 |
| | tension strap H 10mm L 21mm W 10mm hole ø 6.5mm for heating element | | |

1 1/4"



| | | | |
|------------------------|---|-----------------|---|
| Part No. | 415271 | Ref. No. | 0010300022 DW10300022 |
| description | heating element 4500W 230V heating circuits 3 thread 1 1/4" L 88mm W 285mm H 60mm L1 100mm L2 185mm W1 33mm W2 272mm H1 35mm H2 25mm tube ø 6.3mm connection male faston 6.3mm connection length 36mm flange with thread immersion heater | | |
| accessories for | 415271 | | |
| | Part No. | 510405 | Ref. No. 0010200056 10200056 DW10200056 |
| | flat gasket fibre ED ø 56mm ID ø 42mm thickness 2mm for thread 1 1/4" Qty 1 pcs | | |
| | Part No. | 520232 | Ref. No. 0010200080 10200080 DW10200080 |
| | nut thread 1 1/4" H 5mm nickel-plated brass WS 47 Qty 1 pcs | | |
| | Part No. | 528021 | Ref. No. — |
| | flat gasket PTFE ED ø 53mm ID ø 42.5mm thickness 3mm Qty 1 pcs equiv. no. 12001/02286 suitable for Astoria/Aurora/Brasilia/Wega | | |



radiation heaters

1-circuit



| | | | |
|--------------------|--|-----------------|--------|
| Part No. | 490116 | Ref. No. | Y12208 |
| description | radiation heater ø 165mm 1200W 230V heating circuits 1 H 33mm 7-position control with temperature signalization with ribbon heater connections 2+2 connection type male faston 6.3mm CERAMASPEED | | |

| | | | |
|--------------------|---|-----------------|------------------|
| Part No. | 390187 | Ref. No. | 006011 DW6011 |
| description | bi-metal safety thermostat hole distance 40mm switch-off temp. 180°C 2NC 2-pole 16A connection F6.3 2 hole fixing | | |
| For models: | K1L, K1R, K2L, K2M, K2R, X1-TK20, X2-TK21 | | |

bi-metal thermostats




| | | | |
|--------------------|---|-----------------|--------------------|
| Part No. | 390231 | Ref. No. | 0015551 DW15551 |
| description | bi-metal thermostat hole distance 40mm switch-off temp. 55°C 1CO 1-pole 16A connection F6.3 2 hole fixing | | |
| For models: | K40-LUX, K41-LUX, LUX-40, LUX-40-ELETTRONICA, LUX-41-ELETTRONICA | | |

energy regulators

EGO

1-circuit



| | | | |
|--------------------|---|-----------------|------------------|
| Part No. | 380015 | Ref. No. | 009107 DW9107 |
| description | energy regulator 230V 13A single-circuit turn direction right shaft ø 6x4.6mm shaft L 23mm mounting thread M4 power release 6-100% no. 50.57021.010 | | |
| For models: | BK21, S1, S2 | | |

control and safety thermostats

EGO

control thermostats

55.10/19_ series




| | | | |
|--------------------|--|-----------------|------------------|
| Part No. | 375002 | Ref. No. | 009010 DW9010 |
| description | thermostat t.max. 320°C temperature range 55-320°C 1-pole 1NO 16A probe ø 3.1mm probe L 226mm capillary pipe 870mm capillary pipe isolated 850mm gland nut shaft L 23mm shaft position upper rotation 270° | | |
| For models: | F, FP, K1L, K1R, K2L, K2M, K2R, X1-TK20, X2-TK21 | | |

thermostats

bi-metal thermostats

safety bi-metal thermostats




| | | | |
|--------------------|---|-----------------|--------------------|
| Part No. | 390480 | Ref. No. | 0015550 DW15550 |
| description | bi-metal safety thermostat hole distance 23.8mm switch-off temp. 105°C 1NC 1-pole 16A connection F6.3 2 hole fixing | | |
| For models: | AQUA-37, AQUA-37-RL09, AQUA-40, AQUA-40-RL09, AQUA-50, AQUA-80, DUPLA-35, DUPLA-37, DUPLA-40, DUPLA-45, DUPLA-50, K35, K36, K37, K40, K40-LUX, K41-LUX, K45, K50, K60, K70, K80, KP70-EL, LUX-40, LUX-40-ELETTRONICA, LUX-41-ELETTRONICA, LUX-60, LUX-60-ELETTRONICA, LUX-61-ELETTRONICA, LUX-70-EL | | |



safety thermostats

55.32_ series



| | | | |
|--------------------|---|-----------------|--------------------|
| Part No. | 390907 | Ref. No. | 0015553 DW15553 |
| description | safety thermostat switch-off temp. 110°C 3-pole 3NC 20A probe ø 6mm probe L 95mm capillary pipe 1500mm capillary pipe isolated 1400mm gland nut probe | | |
| For models: | AQUA-50, DUPLA-50 | | |

IMIT / TEMPOMATIC / ARTHERMO


control thermostats



| | | | |
|--------------------|---|-----------------|--------------------|
| Part No. | 390421 | Ref. No. | 0015621 DW15621 |
| description | thermostat t.max. 85°C temperature range 0-90°C 1-pole 1CO 16A probe ø 6.5mm probe L 95mm capillary pipe 1500mm capillary pipe isolated 1450mm gland nut shaft ømm shaft Lmm shaft position rotation 270° probe material copper | | |
| For models: | K13 | | |




| | | | |
|--------------------|---|-----------------|------------------------|
| Part No. | 390192 | Ref. No. | 0010707/2 DW10707/2 |
| description | thermostat t.max. 90°C temperature range 0-90°C 1-pole 1CO 16A probe ø 6.5mm probe L 95mm capillary pipe 2000mm capillary pipe isolated 2000mm gland nut shaft ø6x4.6mm shaft L 19mm shaft position upper rotation 270° probe material copper | | |
| For models: | BM100, BM200, BM300, K11, K11A, K12, K12-90, K1600, K1600-ALTA-VELOCITA, K1800, K2100, K2200, K24, K2500, K3000, K3000+K10, K3100, K3100+K10, K3300, K3800, K3800+K10, K4000, K4400, K4400+K10, K5400, K5400+K10, KP2300, KP2300+KP23, KP3000, KP4000 | | |



| | | | |
|--------------------|---|-----------------|------------------------|
| Part No. | 390460 | Ref. No. | 0010707/1 DW10707/1 |
| description | thermostat t.max. 90°C temperature range 30-90°C 1-pole 1CO 16A probe ø 6.5mm probe L 95mm capillary pipe 2000mm capillary pipe isolated 1950mm gland nut shaft ømm shaft Lmm shaft position rotation 270° probe material copper | | |
| For models: | AQUA-35, AQUA-35-RL09, AQUA-37, AQUA-37-RL09, AQUA-40, AQUA-40-RL09, AQUA-50, AQUA-80, BB-2500, DUPLA-35, DUPLA-37, DUPLA-40, DUPLA-45, DUPLA-50, F, FP, HOOD-110, HOOD-130, HOOD800SP-3D-GOGGLES-IMAX, K100, K120, K1600, K1600-ALTA-VELOCITA, K1800, K2100, K2200, K2500, K26, K26A, K3000, K3000+K10, K3100, K3100+K10, K3300, K35, K36, K37, K3800, K3800+K10, K40, K4000, K40-LUX, K41-LUX, K4400, K4400+K10, K45, K50, K5400, K5400+K10, K60... (Other models you can see in the webshop) | | |

CAMPINI


control thermostats



| | | | |
|--------------------|---|-----------------|------------------------|
| Part No. | 375934 | Ref. No. | 0010707/3 DW10707/3 |
| description | thermostat t.max. 280°C temperature range 50-280°C 1-pole 1NO 16A probe ø 3mm probe L 185mm capillary pipe 960mm capillary pipe isolated 700mm gland nut shaft ø 6x4.6mm shaft L 23mm shaft position upper rotation 270° probe material SS 250V | | |
| For models: | K1600, K1600-ALTA-VELOCITA, K1700, K1800, K2100, K2200, K24, K2500, K2700, K3000, K3000+K10, K3100, K3100+K10, K3300, K3800, K3800+K10, K4000, K4400, K4400+K10, K5400, K5400+K10, KP2300, KP2300+KP23, KP3000, KP4000 | | |

various

safety thermostats



| | | | |
|--------------------|---|-----------------|------------------------|
| Part No. | 390194 | Ref. No. | 002000430 DW2000430 |
| description | safety thermostat switch-off temp. 90-110°C 1-pole 16A probe ø 6.5mm probe L 87mm capillary pipe 1500mm capillary pipe isolated 1497mm connection male faston 6.3mm adjustable | | |
| For models: | 5M, 6+6M, 6+6T, 6M, 6T, 8+8T, 8T, BB-2500, F, FP, GR300, GR800, HOOD-110, HOOD-110-E, HOOD-130, HOOD-130-ELETTRONICA, HOOD800SP-3D-GOGGLES-IMAX, K100, K120, K12T, K1600, K1600-ALTA-VELOCITA, K1700, K1800, K2100, K2200, K2500, K26, K26A, K2700, K3000, K3000+K10, K3100, K3100+K10, K3300, K3800, K3800+K10, K4000, K4400, K4400+K10, K5400, K5400+K10, K90, KP130-ELETTRONICA, KP149, KP150, KP151, KP151-E, KP200, KP200-ELETTRONICA... (Other models you can see in the webshop) | | |



accessories

plunger sockets



| | | | |
|--------------------|---|-----------------|--------------------------|
| 1 | | | |
| Part No. | 517293 | Ref. No. | 0010200270 DW10200270 |
| description | thermowell double | | |
| For models: | K100, KP150, KP151, KP200, KP300, KP400 | | |



| | | | |
|--------------------|---|-----------------|--------------------|
| 1 | | | |
| Part No. | 517292 | Ref. No. | 0012510 DW12510 |
| description | thermowell thread M10x1 ID ø 7.7mm L 108mm SS single ø 10mm | | |
| For models: | BM100, BM200, BM300, K70 | | |

switches and momentary switches


rocker/momentary rocker switches

30x22mm

blank




| | | | |
|--------------------|--|-----------------|--------------------|
| 1 | | | |
| Part No. | 345983 | Ref. No. | 0015049 DW15049 |
| description | momentary rocker switch mounting measurements 30x22mm green 2NO 250V 16A illuminated 0-I connection male faston 6.3mm ambient temperature max. 85°C protection IP65 with cover cap | | |
| For models: | K120 | | |

| | | | |
|---|--|--------|-------------------|
| accessories for | 345983 | | |
|  | Part No. | 301036 | Ref. No. — |
| | protective cover internal size 30x22mm for rocker switch mounting measurementsmm | | |




| | | | |
|--------------------|--|-----------------|--------------------|
| 1 | | | |
| Part No. | 345982 | Ref. No. | 0015050 DW15050 |
| description | rocker switch mounting measurements 30x22mm green 2CO 250V 16A illuminated connection male faston 6.3mm ambient temperature max. 125/55°C protection IP65 with cover cap | | |

| | | | |
|---|--|--------|-------------------|
| accessories for | 345982 | | |
|  | Part No. | 301036 | Ref. No. — |
| | protective cover internal size 30x22mm for rocker switch mounting measurementsmm | | |

labelled



| | | | |
|---|--|-----------------|--------------------|
| 1 | | | |
| Part No. | 345981 | Ref. No. | 0015048 DW15048 |
| description | rocker switch mounting measurements 30x22mm green 2NO 250V 16A illuminated 0-I connection male faston 6.3mm ambient temperature max. 125/55°C protection IP65 with cover cap | | |
| For models: | 5M, 6+6M, 6+6T, 6M, 6T, 8+8T, 8T, BM100, BM200, BM300 | | |
| accessories for | 345981 | | |
|  | Part No. | 301036 | Ref. No. — |
| | protective cover internal size 30x22mm for rocker switch mounting measurementsmm | | |

push/momentary push switches

28.5x28.5mm



| | | | |
|--------------------|---|-----------------|--------------------|
| 1 | | | |
| Part No. | 345973 | Ref. No. | 0015860 DW15860 |
| description | momentary push switch mounting measurements 28.5x28.5mm blue 1NO 250V 16A connection male faston 6.3mm ambient temperature max. 150°C protection IP40 | | |



| | | | |
|--------------------|--|-----------------|--------------------|
| 1 | | | |
| Part No. | 345974 | Ref. No. | 0015859 DW15859 |
| description | momentary push switch mounting measurements 28.5x28.5mm yellow 1NO 250V 16A connection male faston 6.3mm ambient temperature max. 85°C protection IP40 | | |





| | | | |
|--------------------|---|-----------------|--------------------|
| 1 | | | |
| Part No. | 345979 | Ref. No. | 0015863 DW15863 |
| description | push switch mounting measurements 28.5x28.5mm blue 2CO 250V 16A connection male faston 6.3mm ambient temperature max. 150°C protection IP40 | | |





| | | | |
|--------------------|--|-----------------|------------------------|
| 1 | | | |
| Part No. | 345977 | Ref. No. | 0015861/A DW15861/A |
| description | momentary push switch mounting measurements 28.5x28.5mm green/red 2NO 250V 16A outflow connection male faston 6.3mm ambient temperature max. 150°C protection IP40 | | |






| | | | |
|---|---|-----------------|--------------------|
|  | | | |
| 1 | | | |
| Part No. | 345976 | Ref. No. | 0015865 DW15865 |
| description | push switch mounting measurements 28.5x28.5mm green/red 2CO 250V 16A main switch connection male faston 6.3mm ambient temperature max. 150°C protection IP40 with indicator green/red | | |


| | | | |
|---|---|-----------------|--|
|  | | | |
| 1 | | | |
| Part No. | 345975 | Ref. No. | 0015849 0015861 DW15849 DW15861 |
| description | push switch mounting measurements 28.5x28.5mm green/red 2NO 250V 16A main switch connection male faston 6.3mm ambient temperature max. 150°C protection IP40 with indicator green/red | | |
| For models: | BB-2500, BK10, BK11, BK4, BK5, F, F12, F120-TK120P, F6, F60-TK60P, FP, GM-2-BK11, GM-BK10, GM-BK11, K1600, K1600-ALTA-VELOCITA, K1700, K1800, K2100, K2200, K2500, K26, K26A, K2700, K3000, K3000+K10, K3100, K3100+K10, K3300, K3800, K3800+K10, K4000, K4400, K4400+K10, K5400, K5400+K10, KP2300, KP2300+KP23, KP2800, KP3000, KP4000, KT-1500, M1-BK1, M2-BK2, MP-BKP, S40-BK4, S55-BK5, SG2-BK91 | | |

| | | | |
|---|--|-----------------|------------------------|
| 28.5x52.6mm | | | |
|  | | | |
| 1 | | | |
| Part No. | 345875 | Ref. No. | 0015899/C DW15899/C |
| description | switch combination momentary mounting measurements 28.5x52.6mm green 1NO/indicator light 250V 16A drain/temperature connection male faston 6.3mm ambient temperature max. 85°C protection IP40 | | |


| | | | |
|---|---|-----------------|------------------------|
|  | | | |
| 1 | | | |
| Part No. | 345874 | Ref. No. | 0015899/B DW15899/B |
| description | switch combination momentary mounting measurements 28.5x52.6mm green 1NO/indicator light 250V 16A temperature/regeneration connection male faston 6.3mm ambient temperature max. 85°C protection IP40 | | |


| | | | |
|--|---|-----------------|--------------------|
|  | | | |
| 1 | | | |
| Part No. | 345876 | Ref. No. | 0015899 DW15899 |
| description | switch combination momentary mounting measurements 28.5x52.6mm green 1NO/indicator light 250V 16A temperature/regeneration connection male faston 6.3mm ambient temperature max. 85°C protection IP40 | | |


| | | | | |
|---|---|-----------------|--------------------|-----------------------------|
| 28.5x77.5mm | | | | |
|  | | | | |
| 1 | | | | |
| Part No. | 347856 | Ref. No. | 0027315 DW27315 | |
| description | double momentary switch mounting measurements 28.5x77.5mm green/blue 2NO/indicator light/2NO 250V 16A drain pump/rinsing/temperature connection male faston 6.3mm ambient temperature max. 85°C momentary protection IP40 | | | |
| spare parts for | 347856 | | | |
|  | Part No. | 345601 | Ref. No. | 0015827 15827 DW15827 |
| | indicator lamp holder V ø 11mm | | | |
|  | Part No. | 345603 | Ref. No. | 0015843 15843 DW15843 |
| | element holder triple mounting measurements 28.5x77.5mm black for push buttons 23x23mm | | | |
|  | Part No. | 345720 | Ref. No. | 0015812 15812 DW15812 |
| | switch 2NO 250V 16A connection male faston 6.3mm | | | |
|  | Part No. | 346249 | Ref. No. | 0015876 15876 DW15876 |
| | indicator light lens size 23x23mm green temperature | | | |
|  | Part No. | 359350 | Ref. No. | — |
| | indicator light 230V blue connection male faston 6.3mm ø 11mm | | | |


| | | | |
|--|--|-----------------|--------------------|
|  | | | |
| 1 | | | |
| Part No. | 345867 | Ref. No. | 0015891 DW15891 |
| description | switch combination latching mounting measurements 28.5x77.5mm green 2CO/indicator light/1NO 250V 16A START/indicator light/on-off connection male faston 6.3mm ambient temperature max. 85°C protection IP40 | | |





| | | | |
|--|---|-----------------|--------------------|
|  <p>1</p> | | | |
| Part No. | 345866 | Ref. No. | 0015888 DW15888 |
| description | switch combination latching mounting measurements 28.5x77.5mm green 2NO/1NO/indicator light 250V 16A START/indicator light/onoff connection male faston 6.3mm ambient temperature max. 85°C protection IP40 | | |
| For models: | K40-LUX, K60, K70 | | |


| | | | |
|--|---|-----------------|--------------------|
|  <p>1</p> | | | |
| Part No. | 345871 | Ref. No. | 0015796 DW15796 |
| description | switch combination momentary mounting measurements 28.5x77.5mm green 1CO/indicator light 250V 16A rinsing/temperature connection male faston 6.3mm ambient temperature max. 150°C protection IP40 | | |

| | | | |
|--|---|-----------------|--------------------|
|  <p>1</p> | | | |
| Part No. | 345869 | Ref. No. | 0015894 DW15894 |
| description | switch combination momentary mounting measurements 28.5x77.5mm green 1NO/indicator light/indicator light 250V 16A temperature/regeneration connection male faston 6.3mm ambient temperature max. 85°C protection IP40 | | |

| | | | |
|--|---|-----------------|--------------------|
|  <p>1</p> | | | |
| Part No. | 345870 | Ref. No. | 0015892 DW15892 |
| description | switch combination momentary mounting measurements 28.5x77.5mm green 2NO/1NO/indicator light 250V 16A drain/temperature/regeneration connection male faston 6.3mm ambient temperature max. 85°C protection IP40 | | |


| | | | |
|--|---|-----------------|------------------------|
|  <p>1</p> | | | |
| Part No. | 345872 | Ref. No. | 0015893/A DW15893/A |
| description | switch combination momentary mounting measurements 28.5x77.5mm green 2NO/1NO/indicator light 250V 16A drain/temperature/regeneration connection male faston 6.3mm ambient temperature max. 85°C protection IP40 | | |

| | | | |
|---|--|-----------------|--------------------|
|  <p>1</p> | | | |
| Part No. | 345868 | Ref. No. | 0015893 DW15893 |
| description | switch combination momentary mounting measurements 28.5x77.5mm green 2NO/indicator light 250V 16A drain/temperature connection male faston 6.3mm ambient temperature max. 85°C protection IP40 | | |
| For models: | K40-LUX | | |

| | | | |
|---|--|-----------------|--------------------|
|  <p>1</p> | | | |
| Part No. | 347731 | Ref. No. | 0075090 DW75090 |
| description | switch combination mounting measurements 28.5x77.5mm green/yellow 2NO/2CO/indicator light 250V 16A connection male faston 6.3mm ambient temperature max. 150°C | | |
| For models: | K120 | | |


accessories

frame

| | | | |
|---|--|-----------------|----------------------|
|  <p>1</p> | | | |
| Part No. | 347946 | Ref. No. | 00590092 DW590092 |
| description | frame for position switch SS mounting distance 32.5mm mounting ø 46mm hole ø 10.5mm H 31mm | | |

microswitches

lever actuated

| | | | |
|--|--|-----------------|--------------------|
|  <p>1</p> | | | |
| Part No. | 345257 | Ref. No. | 0010704 DW10704 |
| description | microswitch with lever 250V 16A 1CO connection male faston 6.3mm L 29mm L1 33mm ambient temperature max. 120°C mounting distance 22mm actuating force: 130g lever length 31.5mm | | |
| For models: | BK10, BK11, BK12, BK13, BK5, F1-KF1, F2-KF2, GM2-2, GM-2-BK11, GM3, GM3-BK12, GM4, GM4-BK13, GM-BK10, GM-BK11, K36, K40-LUX, K41-LUX, K60, K70, K90, KF1S, KF2S, KP70-EL, KP85-EL, KT-1500, LUX-40, LUX-40-ELETTRONICA, LUX-41-ELETTRONICA, LUX-60, LUX-60-ELETTRONICA, LUX-61-ELETTRONICA, LUX-70-EL, LUX-85, LUX-85-ELETTRONICA, S55-BK5 | | |



pin-plunger actuated

M10



1

| | | | |
|--------------------|---|-----------------|----------------------|
| Part No. | 347945 ¹ | Ref. No. | 00590021 DW590021 |
| description | microswitch with plunger thread M10x0.75 thread L 13mm 250V 5A 1CO connection male faston 6.3mm stroke 6mm mounting distance 25mm L 49mm L1 13mm ambient temperature max. 85°C IP65 type MKH12D09 actuating force: 340g | | |

¹protection class IP65

roller actuated

roller 90°



1

| | | | |
|--------------------|--|-----------------|--------------------|
| Part No. | 347096 | Ref. No. | 0070305 DW70305 |
| description | microswitch with roller plunger 250V 20A 1CO connection screw L1 49mm ambient temperature max. 125°C thread L 14.5mm thread M12x1 mounting distance 25mm actuating force: 370g type Z15G1318 | | |
| For models: | HOOD-110, HOOD-110-E, HOOD-130, HOOD-130-ELETTRONICA, HOOD800SP-3D-GOGGLES-IMAX, K100, K29, KP130-ELETTRONICA | | |

position switches

PIZZATO

FR series



1

| | | | |
|--------------------|---|-----------------|--------------------------|
| Part No. | 345181 | Ref. No. | 0010600138 DW10600138 |
| description | position switch plastic 1NC/1NO 400V 3A L 92mm W 31mm H 31mm protection IP67 actuating force: 450g screw connection PG13.5 mounting distance 22mm screw | | |

system switches (ROLD)



1

| | | | |
|--------------------|--|-----------------|--------------------|
| Part No. | 346229 | Ref. No. | 0015880 DW15880 |
| description | blank size 23x23mm grey | | |
| For models: | K120, K35, K36, K37, K40, K41-LUX, K45, K50, K70, K80, KP151-E | | |



1

| | | | |
|--------------------|--|-----------------|--------------------|
| Part No. | 345721 | Ref. No. | 0015844 DW15844 |
| description | blank cap holder | | |
| For models: | AQUA-35, AQUA-35-RL09, AQUA-37, AQUA-37-RL09, AQUA-40, AQUA-40-RL09, AQUA-50, AQUA-80, DUPLA-35, DUPLA-37, DUPLA-40, DUPLA-45, DUPLA-50, HOOD-110, HOOD-130, HOOD800SP-3D-GOGGLES-IMAX, K70, KP149, KP151, KP151-E, LUX-40, LUX-60, LUX-85 | | |



1

| | | | |
|--------------------|---|-----------------|--------------------|
| Part No. | 347592 | Ref. No. | 0015815 DW15815 |
| description | element holder single mounting measurements 28.5x28.5mm grey for push buttons 23x23mm | | |
| For models: | BB-2500, F, FP, K1600, K1600-ALTA-VELOCITA, K1700, K1800, K2100, K2200, K2500, K2700, K3000, K3000+K10, K3100, K3100+K10, K3300, K3800, K3800+K10, K4000, K4400, K4400+K10, K5400, K5400+K10, KP151-E, KP2300, KP2300+KP23, KP2800, KP3000, KP4000, KT-1500 | | |



1


| | | | |
|--------------------|--|-----------------|--------------------|
| Part No. | 345603 | Ref. No. | 0015843 DW15843 |
| description | element holder triple mounting measurements 28.5x77.5mm black for push buttons 23x23mm | | |
| For models: | K70 | | |





1


| | | | |
|--------------------|---|-----------------|--------------------|
| Part No. | 347620 | Ref. No. | 0015836 DW15836 |
| description | element holder triple mounting measurements 28.5x77.5mm grey for push buttons 23x23mm | | |
| For models: | K100, K36, K41-LUX, K70, KP150 | | |





| | | | |
|--|----------------------------------|-----------------|--------------------|
|  <p>1</p> | | | |
| Part No. | 345601 | Ref. No. | 0015827 DW15827 |
| description | indicator lamp holder V ø 11mm | | |
| For models: | K100, K36, K41-LUX, K70, KP151-E | | |


| | | | |
|--|---|-----------------|--------------------|
|  <p>1</p> | | | |
| Part No. | 346245 | Ref. No. | 0015825 DW15825 |
| description | indicator light lens size 23x23mm green | | |
| For models: | K100, K36, K45, K50, K70, K80, KP151-E | | |


| | | | |
|--|---|-----------------|--------------------|
|  <p>1</p> | | | |
| Part No. | 346249 | Ref. No. | 0015876 DW15876 |
| description | indicator light lens size 23x23mm green temperature | | |
| For models: | K41-LUX, K70 | | |


| | | | |
|--|---|-----------------|--------------------|
|  <p>1</p> | | | |
| Part No. | 346250 | Ref. No. | 0015875 DW15875 |
| description | indicator light lens size 23x23mm green washing cycle | | |
| For models: | K41-LUX, K70 | | |


| | | | |
|--|---|-----------------|--------------------|
|  <p>1</p> | | | |
| Part No. | 347193 | Ref. No. | 0015813 DW15813 |
| description | momentary switch unit 1NO 250V 16A connection male faston 6.3mm | | |
| For models: | AQUA-35, AQUA-35-RL09, AQUA-37, AQUA-37-RL09, AQUA-40, AQUA-40-RL09, AQUA-50, AQUA-80, DUPLA-35, DUPLA-37, DUPLA-40, DUPLA-45, DUPLA-50, HOOD-110, HOOD-130, HOOD800SP-3D-GOGGLES-IMAX, K100, K35, K36, K37, K40, K41-LUX, K45, K50, K70, K80, KP149, KP150, KP151, KP151-E, LUX-40, LUX-60, LUX-85 | | |

| | | | |
|---|---|-----------------|------------------------|
|  <p>1</p> | | | |
| Part No. | 345606 | Ref. No. | 0015811/A DW15811/A |
| description | momentary switch unit 2CO 250V 16A connection male faston 6.3mm | | |
| For models: | AQUA-35, AQUA-35-RL09, AQUA-37, AQUA-37-RL09, AQUA-40, AQUA-40-RL09, AQUA-50, AQUA-80, DUPLA-35, DUPLA-37, DUPLA-40, DUPLA-45, DUPLA-50, HOOD-110, HOOD-130, HOOD800SP-3D-GOGGLES-IMAX, K45, K50, K70, K80, KP149, KP151, KP151-E, LUX-40, LUX-60, LUX-85 | | |

| | | | |
|---|---|-----------------|--------------------|
|  <p>1</p> | | | |
| Part No. | 345980 | Ref. No. | 0015800 DW15800 |
| description | momentary switch unit 2NO 250V 16A connection male faston 6.3mm | | |
| For models: | AQUA-35, AQUA-35-RL09, AQUA-37, AQUA-37-RL09, AQUA-40, AQUA-40-RL09, AQUA-50, AQUA-80, DUPLA-35, DUPLA-37, DUPLA-40, DUPLA-45, DUPLA-50, HOOD-110, HOOD-130, HOOD800SP-3D-GOGGLES-IMAX, K100, K40, K50, K70, K80, KP149, KP151, KP151-E, LUX-40, LUX-60, LUX-85 | | |

| | | | |
|---|-------------------------------|-----------------|--------------------|
|  <p>1</p> | | | |
| Part No. | 345539 | Ref. No. | 0084001 DW84001 |
| description | push button size 17x13mm grey | | |

| | | | |
|--|-------------------------------|-----------------|--------------------|
|  <p>1</p> | | | |
| Part No. | 347895 | Ref. No. | 0015817 DW15817 |
| description | push button size 23x23mm blue | | |
| For models: | K70, KP150, KP151-E | | |

| | | | |
|--|--|-----------------|--------------------|
|  <p>1</p> | | | |
| Part No. | 347892 | Ref. No. | 0015990 DW15990 |
| description | push button size 23x23mm blue drain pump | | |
| For models: | K70, KP151-E | | |



1

| | | | |
|--------------------|--|-----------------|--------------------|
| Part No. | 347893 | Ref. No. | 0015988 DW15988 |
| description | push button size 23x23mm blue ON-OFF with lens | | |
| For models: | K70, KP151-E | | |



1

| | | | |
|--------------------|---|-----------------|--------------------|
| Part No. | 347701 | Ref. No. | 0015877 DW15877 |
| description | push button size 23x23mm blue programme | | |
| For models: | K70, KP151-E | | |



1

| | | | |
|--------------------|--|-----------------|--------------------|
| Part No. | 347891 | Ref. No. | 0015993 DW15993 |
| description | push button size 23x23mm blue regeneration | | |
| For models: | K70 | | |



1

| | | | |
|--------------------|-------------------------------------|-----------------|--------------------|
| Part No. | 347894 | Ref. No. | 0015986 DW15986 |
| description | push button size 23x23mm blue START | | |
| For models: | K70, KP151-E | | |



1

| | | | |
|--------------------|---|-----------------|--------------------|
| Part No. | 347896 | Ref. No. | 0015872 DW15872 |
| description | push button size 23x23mm green cold rinsing | | |
| For models: | K35, K36, K37, K40 | | |



1

| | | | |
|--------------------|---|-----------------|--------------------|
| Part No. | 347590 | Ref. No. | 0015854 DW15854 |
| description | push button size 23x23mm green drain pump | | |
| For models: | K100, K35, K37, K40, K45, K50, K70, K80, KP150, KP151-E | | |



1

| | | | |
|--------------------|---|-----------------|--|
| Part No. | 346221 | Ref. No. | 0015857 0015874 DW15857 DW15874 |
| description | push button size 23x23mm green ON-OFF with lens | | |
| For models: | BB-2500, F, FP, K100, K120, K1600, K1600-ALTA-VELOCITA, K1700, K1800, K2100, K2200, K2500, K2700, K3000, K3000+K10, K3100, K3100+K10, K3300, K35, K36, K37, K3800, K3800+K10, K40, K4000, K41-LUX, K4400, K4400+K10, K45, K50, K5400, K5400+K10, K70, K80, KP150, KP151-E, KP2300, KP2300+KP23, KP2800, KP3000, KP4000, KT-1500 | | |



1


| | | | |
|--------------------|---|-----------------|--------------------|
| Part No. | 346224 | Ref. No. | 0015871 DW15871 |
| description | push button size 23x23mm green regeneration | | |
| For models: | K100, K36, K70 | | |





1


| | | | |
|--------------------|--------------------------------------|-----------------|--------------------|
| Part No. | 346222 | Ref. No. | 0015873 DW15873 |
| description | push button size 23x23mm green START | | |
| For models: | K36, K41-LUX, K70, KP150, KP151-E | | |





| | | | |
|--|---------------------------------|-----------------|--------------------|
|  <p>1</p> | | | |
| Part No. | 346214 | Ref. No. | 0015819 DW15819 |
| description | push button size 23x23mm yellow | | |
| For models: | K100, K70, KP150, KP151-E | | |


| | | | |
|--|--|-----------------|--------------------|
|  <p>1</p> | | | |
| Part No. | 347889 | Ref. No. | 0015991 DW15991 |
| description | push button size 23x23mm yellow drain pump | | |
| For models: | K70, KP151-E | | |

| | | | |
|--|--|-----------------|--|
|  <p>1</p> | | | |
| Part No. | 347484 | Ref. No. | 0015818 0015855 0015989 DW15818 DW15855 DW15989 |
| description | push button size 23x23mm yellow ON-OFF with lens | | |
| For models: | K100, K35, K37, K40, K50, K70, K80, KP150, KP151-E | | |

| | | | |
|--|--|-----------------|--------------------|
|  <p>1</p> | | | |
| Part No. | 347890 | Ref. No. | 0015858 DW15858 |
| description | push button size 23x23mm yellow regeneration | | |
| For models: | K40, K45, K50, K70, K80 | | |

| | | | |
|--|---------------------------------------|-----------------|--------------------|
|  <p>1</p> | | | |
| Part No. | 347888 | Ref. No. | 0015987 DW15987 |
| description | push button size 23x23mm yellow START | | |
| For models: | K70, KP151-E | | |


| | | | |
|--|---|-----------------|--|
|  <p>1</p> | | | |
| Part No. | 346251 | Ref. No. | 0015824 0015824/A DW15824 DW15824/A |
| description | rotary disc orange/green disc ø 20.6mm | | |
| For models: | BB-2500, F, FP, K100, K120, K1600, K1600-ALTA-VELOCITA, K1700, K1800, K2100, K2200, K2500, K2700, K3000, K3000+K10, K3100, K3100+K10, K3300, K35, K36, K37, K3800, K3800+K10, K40, K4000, K41-LUX, K4400, K4400+K10, K45, K50, K5400, K5400+K10, K70, K80, KP150, KP151-E, KP2300, KP2300+KP23, KP2800, KP3000, KP4000, KT-1500 | | |

| | | | |
|---|---|-----------------|--------------------|
|  <p>1</p> | | | |
| Part No. | 345605 | Ref. No. | 0015811 DW15811 |
| description | switch 2CO 250V 16A connection male faston 6.3mm | | |
| For models: | AQUA-35, AQUA-35-RL09, AQUA-37, AQUA-37-RL09, AQUA-40, AQUA-40-RL09, AQUA-50, AQUA-80, DUPLA-35, DUPLA-37, DUPLA-40, DUPLA-45, DUPLA-50, HOOD-110, HOOD-130, HOOD800SP-3D-GOGGLES-IMAX, K100, K35, K37, K40, K41-LUX, K70, KP149, KP150, KP151, KP151-E, LUX-40, LUX-60, LUX-85 | | |

| | | | |
|---|---|-----------------|--------------------|
|  <p>1</p> | | | |
| Part No. | 345720 | Ref. No. | 0015812 DW15812 |
| description | switch 2NO 250V 16A connection male faston 6.3mm | | |
| For models: | AQUA-35, AQUA-35-RL09, AQUA-37, AQUA-37-RL09, AQUA-40, AQUA-40-RL09, AQUA-50, AQUA-80, BB-2500, DUPLA-35, DUPLA-37, DUPLA-40, DUPLA-45, DUPLA-50, F, FP, HOOD-110, HOOD-130, HOOD800SP-3D-GOGGLES-IMAX, K100, K120, K1600, K1600-ALTA-VELOCITA, K1700, K1800, K2100, K2200, K2500, K2700, K3000, K3000+K10, K3100, K3100+K10, K3300, K35, K36, K37, K3800, K3800+K10, K40, K4000, K4400, K4400+K10, K45, K50, K5400, K5400+K10, K70, K80, KP149...(Other models you can see in the webshop) | | |

cam switches

on/off

| | | | |
|---|---|-----------------|------------------|
|  <p>1</p> | | | |
| Part No. | 300176 | Ref. No. | 009564 DW9564 |
| description | cam switch 2 operating positions 4NO sequence 0-1 16A shaft ø 6x4.6mm shaft L 23mm connection screw | | |
| For models: | K1L, K1R, K2L, K2M, K2R, X1-TK20, X2-TK21 | | |



rotary switches

BREMAS

A1200 series



1

| | | | |
|--------------------|---------------|-----------------|--------------------------|
| Part No. | 345912 | Ref. No. | 0010300206 DW10300206 |
| description | rotary switch | | |



1

| | | | |
|--------------------|---|-----------------|--------------------------|
| Part No. | 345019 | Ref. No. | 0030009001 DW30009001 |
| description | rotary switch sets of contacts 2 2 0-1 type CA0120002 380V 12A shaft \varnothing 5x5mm shaft L 23mm shaft square connection screw | | |
| For models: | KP300, KP400 | | |



1

| | | | |
|--------------------|---|-----------------|--|
| Part No. | 345913 | Ref. No. | 0010300207 0010300208 DW10300207 DW10300208 |
| description | rotary switch sets of contacts 4 4 1-2-3-4 type CS012M014 400V 12A shaft \varnothing 5x5mm shaft L 23mm shaft square with knob connection screw | | |
| For models: | HOOD-110, HOOD-130, K120 | | |



1

| | | | |
|--------------------|---|-----------------|------------------------|
| Part No. | 347857 | Ref. No. | 003002031 DW3002031 |
| description | rotary switch sets of contacts 6 4 0-1-2-3 type CA0127042 600V 12A shaft \varnothing 5x5mm shaft L 25mm shaft square with knob connection screw | | |
| For models: | BB-2500, K1600, K1600-ALTA-VELOCITA, K1800, K2100, K2200, KP2300, KP2300+KP23, KP2800 | | |

A1600 series



1

| | | | |
|--------------------|---|-----------------|--------------------|
| Part No. | 345910 ¹ | Ref. No. | 0080411 DW80411 |
| description | rotary switch 5 0-1-2-3-4 sets of contacts 4 type CS0168485 400V 16A shaft \varnothing 5x5mm shaft L 23mm shaft square connection screw | | |

¹incl. knob and dial plate

producer-specific rotary switches

DIHR / KROMO



1

| | | | |
|--------------------|---|-----------------|--------------------|
| Part No. | 345911 | Ref. No. | 0089349 DW89349 |
| description | element holder blue-grey format round 0-3 | | |
| For models: | HOOD-110, HOOD-130 | | |



1

| | | | |
|--------------------|---|-----------------|--------------------|
| Part No. | 697909 | Ref. No. | 0089322 DW89322 |
| description | fastening angle for rotary switch plastic L 76mm W 31mm | | |
| For models: | HOOD-110, HOOD-130 | | |



1

| | | | |
|--------------------|--|-----------------|--------------------|
| Part No. | 697910 | Ref. No. | 0089323 DW89323 |
| description | fixing plate for rotary switch L 80mm W 60mm thickness 1mm | | |
| For models: | HOOD-110, HOOD-130 | | |



1

| | | | |
|--------------------|--|-----------------|--------------------|
| Part No. | 110731 | Ref. No. | 0089321 DW89321 |
| description | knob switch zero mark \varnothing 29mm black shaft special | | |
| For models: | HOOD-110, HOOD-130 | | |



1

| | | | |
|--------------------|---|-----------------|--------------------|
| Part No. | 345896 | Ref. No. | 0089332 DW89332 |
| description | O-ring EPDM thickness 1.5mm ID \varnothing 37mm Qty 1 pcs | | |
| For models: | HOOD-110, HOOD-130 | | |



| | | | |
|--------------------|--|-----------------|--------------------|
| | | | |
| 1 | | | |
| Part No. | 345336 | Ref. No. | 0080232 DW80232 |
| description | magnet ø 4.8mm L 63mm H 11mm W 18.8mm hole distance 51mm M4 | | |
| For models: | GR300, GR800, K1600, K1600-ALTA-VELOCITA, K1800, K2100, K2200, K23, K2500, K3000, K3000+K10, K3100, K3100+K10, K3300, K3800, K3800+K10, K4000, K4400, K4400+K10, K5400, K5400+K10, KP149, KP150, KP151, KP151-E, KP200, KP200-ELETTRONICA, KP202-E, KP300, KP300-ELETTRONICA, KP302-E, KP400, KP400-ELETTRONICA, KP402-E | | |

| | | | |
|--|--|-----------------|---|
| magnetic holders | | | |
| | | | |
| 1 | | | |
| Part No. | 524076 | Ref. No. | 003003058 003003058+003004184 3003058+3004184 DW3003058 DW3003058+DW3004184 |
| description | magnet holder internal size 13mm H 60mm for dishwasher | | |
| For models: | K1600, K1600-ALTA-VELOCITA, K1800, K2100, K2200, K2500, K3000, K3000+K10, K3100, K3100+K10, K3300, K3800, K3800+K10, K4000, K4400, K4400+K10, K5400, K5400+K10, KP2300, KP2300+KP23, KP2800, KP3000, KP4000, KT-1500 | | |
| accessories for | 524076 | | |
| | Part No. | 524655 | Ref. No. 003004184 3004184 DW3004184 |
| screw cap for magnet holder thread M16x1.25 SS WS 19 | | | |

| | | | |
|--------------------|--|-----------------|------------------------|
| | | | |
| 1 | | | |
| Part No. | 524655 | Ref. No. | 003004184 DW3004184 |
| description | screw cap for magnet holder thread M16x1.25 SS WS 19 | | |

control equipment

ERSCE

push buttons



| | | | |
|--------------------|---|-----------------|------------------------|
| 1 | | | |
| Part No. | 346654 | Ref. No. | 002000284 DW2000284 |
| description | push button mounting measurements ø22mm green illuminated | | |
| For models: | F, FP, K2500, K3000, K3000+K10, K3100, K3100+K10, K3300, K3800, K3800+K10, K4000, K4400, K4400+K10, K5400, K5400+K10, KP3000, KP4000, KT-1500 | | |



| | | | |
|--------------------|--|-----------------|------------------------|
| 1 | | | |
| Part No. | 346659 | Ref. No. | 003002052 DW3002052 |
| description | contact block ERSCE C02 2NC max 400V 10(4)A red/red | | |
| For models: | BB-2500, F, FP, K11, K11A, K12, K12-90, K14, K14A, K1600, K1600-ALTA-VELOCITA, K1800, K2100, K2200, K24, K2500, K3000, K3000+K10, K3100, K3100+K10, K3300, K3800, K3800+K10, K4000, K4400, K4400+K10, K5400, K5400+K10, KP2300, KP2300+KP23, KP2800, KP3000, KP4000, KT-1500 | | |



| | | | |
|--------------------|--|-----------------|------------------------|
| 1 | | | |
| Part No. | 346658 | Ref. No. | 003002051 DW3002051 |
| description | contact block ERSCE C02 2NO max 400V 10(4)A green/green | | |
| For models: | BB-2500, F, FP, K2500, K3000, K3000+K10, K3100, K3100+K10, K3300, K3800, K3800+K10, K4000, K4400, K4400+K10, K5400, K5400+K10, KP3000, KP4000, KT-1500 | | |


TELEMECANIQUE (EFA)


XB4 series





| | | | |
|--------------------|---|-----------------|------------------------|
| 1 | | | |
| Part No. | 347497 | Ref. No. | 003002056 DW3002056 |
| description | contact block 2NC colour coding red | | |
| For models: | BB-2500, F, FP, K1600, K1600-ALTA-VELOCITA, K1700, K1800, K2100, K2200, K2500, K2700, K3000, K3000+K10, K3100, K3100+K10, K3300, K3800, K3800+K10, K4000, K4400, K4400+K10, K5400, K5400+K10, K90, KP2300, KP2300+KP23, KP2800, KP3000, KP4000, KT-1500 | | |





| | | | |
|--|--|-----------------|------------------------|
|  <p>1</p> | | | |
| Part No. | 347496 | Ref. No. | 003002054 DW3002054 |
| description | contact block 2NO colour coding green | | |
| For models: | BB-2500, F, FP, K1600, K1600-ALTA-VELOCITA, K1700, K1800, K2100, K2200, K2500, K2700, K3000, K3000+K10, K3100, K3100+K10, K3300, K3800, K3800+K10, K4000, K4400, K4400+K10, K5400, K5400+K10, K90, KP200, KP2300, KP2300+KP23, KP2800, KP300, KP3000, KP400, KP4000, KP4000, KT-1500 | | |


| | | | |
|--|---|-----------------|------------------------|
|  <p>1</p> | | | |
| Part No. | 347728 | Ref. No. | 002000230 DW2000230 |
| description | signal element mounting measurements ø22mm yellow metal | | |
| For models: | K2500, K3000, K3000+K10, K3100, K3100+K10, K3300, K3800, K3800+K10, K4000, K4400, K4400+K10, K5400, K5400+K10, KP3000, KP4000 | | |

| | | | |
|--|---|-----------------|------------------------|
| <p>signal element</p>  <p>1</p> | | | |
| Part No. | 347700 | Ref. No. | 002000232 DW2000232 |
| description | signal element mounting measurements ø22mm green metal | | |
| For models: | K2500, K3000, K3000+K10, K3100, K3100+K10, K3300, K3800, K3800+K10, K4000, K4400, K4400+K10, K5400, K5400+K10, KP3000, KP4000 | | |

| | | | |
|--|--|-----------------|------------------------|
| <p>momentary mushroom switches</p>  <p>1</p> | | | |
| Part No. | 347485 | Ref. No. | 003002050 DW3002050 |
| description | emergency switch mounting measurements ø22mm red | | |
| For models: | BB-2500, F, FP, K1600, K1600-ALTA-VELOCITA, K1700, K1800, K2100, K2200, K2500, K2700, K3000, K3000+K10, K3100, K3100+K10, K3300, K3800, K3800+K10, K4000, K4400, K4400+K10, K5400, K5400+K10, KP2300, KP2300+KP23, KP2800, KP3000, KP4000, KP4000, KT-1500 | | |


| | | | |
|---|--|-----------------|------------------------|
|  <p>1</p> | | | |
| Part No. | 347730 | Ref. No. | 002000234 DW2000234 |
| description | signal element mounting measurements ø22mm metal | | |
| For models: | F, FP, K2500, K3000, K3000+K10, K3100, K3100+K10, K3300, K3800, K3800+K10, K4000, K4400, K4400+K10, K5400, K5400+K10, KP3000, KP4000 | | |

| | | | |
|--|---|-----------------|------------------------|
| <p>rotary switches</p>  <p>1</p> | | | |
| Part No. | 347729 | Ref. No. | 002000311 DW2000311 |
| description | rotary selector mounting measurements ø22mm black | | |
| For models: | K2500, K3000, K3000+K10, K3100, K3100+K10, K3300, K3800, K3800+K10, K4000, K4400, K4400+K10, K5400, K5400+K10, K90, KP3000, KP4000, KP4000, KT-1500 | | |


| | | | |
|--|---|-----------------|------------------------|
|  <p>1</p> | | | |
| Part No. | 347727 | Ref. No. | 002000231 DW2000231 |
| description | signal element mounting measurements ø22mm red metal | | |
| For models: | K2500, K3000, K3000+K10, K3100, K3100+K10, K3300, K3800, K3800+K10, K4000, K4400, K4400+K10, K5400, K5400+K10, KP3000, KP4000 | | |

| | | | |
|---|--|-----------------|------------------------|
| <p>miscellaneous</p>  <p>1</p> | | | |
| Part No. | 347698 | Ref. No. | 003002055 DW3002055 |
| description | push button mounting measurements ø22mm black metal | | |
| For models: | BB-2500, F, FP, K1600, K1600-ALTA-VELOCITA, K1800, K2100, K2200, K2500, K3000, K3000+K10, K3100, K3100+K10, K3300, K3800, K3800+K10, K4000, K4400, K4400+K10, K5400, K5400+K10, KP2300, KP2300+KP23, KP2800, KP3000, KP4000, KP4000, KT-1500 | | |



| | | | |
|---|--|-----------------|------------------------|
|  | | | |
| 1 | | | |
| Part No. | 347699 | Ref. No. | 002000310 DW2000310 |
| description | rotary selector mounting measurements ø22mm black metal | | |
| For models: | BB-2500, K2500, K3000, K3000+K10, K3100, K3100+K10, K3300, K3800, K3800+K10, K4000, K4400, K4400+K10, K5400, K5400+K10, KP3000, KP4000 | | |

lamps

| | | | |
|---|--|-----------------|------------------------|
|  | | | |
| 1 | | | |
| Part No. | 359807 | Ref. No. | 003002068 DW3002068 |
| description | light bulb socket Ba9s 24V 2W ø 10mm L 28mm clear | | |
| For models: | F, FP, K2500, K3000, K3000+K10, K3100, K3100+K10, K3300, K3800, K3800+K10, K4000, K4400, K5400, KP3000, KP4000 | | |


lamps

indicator lights

| | | | |
|---|---|-----------------|--------------------|
| indicator lamps for socket type SRZ / SDK / SDY / SFK | | | |
|  | | | |
| 1 | | | |
| Part No. | 359132 | Ref. No. | 0015826 DW15826 |
| description | indicator lamp green 250V connection male faston 6.3mm protection IP54 ambient temperature max. 85°C | | |
| For models: | AQUA-35, AQUA-35-RL09, AQUA-37, AQUA-37-RL09, AQUA-40, AQUA-40-RL09, AQUA-50, AQUA-80, DUPLA-35, DUPLA-37, DUPLA-40, DUPLA-45, DUPLA-50, HOOD-110, HOOD-130, HOOD800SP-3D-GOGGLES-IMAX, K100, K36, K41-LUX, K45, K50, K70, K80, KP149, KP151, KP151-E, KP300, KP400, LUX-40, LUX-60, LUX-85 | | |


lamps

light bulbs

| | | | |
|---|--|-----------------|------------------------|
|  | | | |
| 1 | | | |
| Part No. | 359807 | Ref. No. | 003002068 DW3002068 |
| description | light bulb socket Ba9s 24V 2W ø 10mm L 28mm clear | | |
| For models: | F, FP, K2500, K3000, K3000+K10, K3100, K3100+K10, K3300, K3800, K3800+K10, K4000, K4400, K5400, KP3000, KP4000 | | |


indicator lights (complete)


ø 6mm


| | | | |
|---|---|-----------------|--------------------|
|  | | | |
| 1 | | | |
| Part No. | 359004 | Ref. No. | 0010711 DW10711 |
| description | indicator light ø 6mm 230V green cable length 400mm temp.-resist. 106°C | | |
| For models: | AQUA-35, AQUA-35-RL09, AQUA-37, AQUA-37-RL09, BM100, BM200, BM300, DUPLA-35, DUPLA-37, K36, KP150 | | |

ø10mm


with screw socket

| | | | |
|---|--|-----------------|------------------------|
|  | | | |
| 1 | | | |
| Part No. | 360148 | Ref. No. | 003002066 DW3002066 |
| description | indicator light ø 10mm 24V green cable length 200mm socket screw base | | |
| For models: | BB-2500, K1600, K1600-ALTA-VELOCITA, K1800, K2100, K2200, KP2300, KP2300+KP23, KP2800, KT-1500 | | |


| | | | |
|---|--|-----------------|------------------------|
|  | | | |
| 1 | | | |
| Part No. | 360111 | Ref. No. | 003002065 DW3002065 |
| description | indicator light ø 10mm 24V red cable length 200mm socket screw base | | |
| For models: | BB-2500, K1600, K1600-ALTA-VELOCITA, K1800, K2100, K2200, KP2300, KP2300+KP23, KP2800, KT-1500 | | |


| | | | |
|---|---|-----------------|------------------------|
|  | | | |
| 1 | | | |
| Part No. | 360502 | Ref. No. | 003002067 DW3002067 |
| description | indicator light ø 10mm 24V yellow cable length 200mm socket screw base | | |
| For models: | BB-2500, K1600, K1600-ALTA-VELOCITA, K1800, K2100, K2200, KP2300, KP2300+KP23, KP2800 | | |


with plug-in socket

| | | | |
|---|--|-----------------|------------------------|
|  | | | |
| 1 | | | |
| Part No. | 359139 | Ref. No. | 0010711/B DW10711/B |
| description | indicator light ø 10mm green 230V connection male faston 6.3mm Qty 1 pcs | | |
| For models: | 5M, 6+6M, 6+6T, 6M, 6T, 8+8T, 8T, K100, K120, K1L, K1R, K2L, K2M, K2R, K35, K37, K40, K45, K50, K60, K70, K80, K90, KP150, KP151-E, X1-TK20, X2-TK21 | | |





| | | | |
|---|--|-----------------|------------------|
| ø12mm | | | |
| with screw socket | | | |
|  | | | |
| 1 | | | |
| Part No. | 359027 | Ref. No. | 009108 DW9108 |
| description | indicator light ø 12mm 250V green connection male faston 6.3mm | | |
| For models: | BK21, S1, S2 | | |

| | | | |
|---|--|-----------------|--------------------|
| 28.5x28.5mm | | | |
| lamps (complete) | | | |
|  | | | |
| 1 | | | |
| Part No. | 345978 | Ref. No. | 0015862 DW15862 |
| description | indicator light mounting measurements 28.5x28.5mm 230V green | | |
| For models: | K120 | | |

| | | | |
|--|---|-----------------|------------------------|
| 28.5x52.6mm | | | |
|  | | | |
| 1 | | | |
| Part No. | 345877 | Ref. No. | 0015899/A DW15899/A |
| description | indicator light mounting measurements 28.5x52.6mm 230V green connection male faston 6.3mm protection IP40 ambient temperature max. 85°C | | |


| | | | |
|---|---|-----------------|--------------------|
| 28.5x77.5mm | | | |
|  | | | |
| 1 | | | |
| Part No. | 345873 | Ref. No. | 0015889 DW15889 |
| description | indicator light mounting measurements 28.5x77.5mm 230V green connection male faston 6.3mm protection IP40 ambient temperature max. 85°C | | |
| For models: | K70 | | |


| | | | |
|---|--|-----------------|--------------------|
| 30x22mm | | | |
|  | | | |
| 1 | | | |
| Part No. | 345985 | Ref. No. | 0015051 DW15051 |
| description | indicator light mounting measurements 30x22mm 230V green | | |
| accessories for | 345985 | | |
|  | Part No. | 301036 | Ref. No. — |
| | protective cover internal size 30x22mm for rocker switch mounting measurementsmm | | |


LED

indicator lamps

mounting diameter 25mm

| | | | |
|--|---|-----------------|----------------------|
|  | | | |
| 1 | | | |
| Part No. | 360584 | Ref. No. | 00590066 DW590066 |
| description | indicator light LED mounting ø 25mm 3VDC blue connection cable 1000mm 1W 350mA mounting thread M25x1.25 | | |

| | | | |
|--|--|-----------------|----------------------|
|  | | | |
| 1 | | | |
| Part No. | 360585 | Ref. No. | 00590067 DW590067 |
| description | indicator light LED mounting ø 25mm 3VDC green connection cable 1000mm 1W 350mA mounting thread M25x1.25 | | |

| | | | |
|--|--|-----------------|----------------------|
|  | | | |
| 1 | | | |
| Part No. | 360583 | Ref. No. | 00590065 DW590065 |
| description | indicator light LED mounting ø 25mm 3VDC red connection cable 1000mm 1W 350mA mounting thread M25x1.25 | | |

accessories

| | | | |
|--|---|-----------------|----------------------|
|  | | | |
| 1 | | | |
| Part No. | 357178 | Ref. No. | 00590068 DW590068 |
| description | power supply for LEDs 3W primary 100-240V secondary 0.35A 50/60Hz KPB-3F35I Qty 1 pcs | | |



screw-on/push-on fit

light bulbs

for indicator lights



1


| | | | |
|--------------------|--|-----------------|------------------------|
| Part No. | 359807 | Ref. No. | 003002068 DW3002068 |
| description | light bulb socket Ba9s 24V 2W ø 10mm L 28mm clear | | |
| For models: | F, FP, K2500, K3000, K3000+K10, K3100, K3100+K10, K3300, K3800, K3800+K10, K4000, K4400, K5400, KP3000, KP4000 | | |

timers

programme timers



1

| | | | |
|---|---|-----------------|------------------------|
| Part No. | 360291 | Ref. No. | 0010708/E DW10708/E |
| description | timer CDC 11803 engines 1 chambers 3 operation time 120s 115V shaft ømm shaft Lmm manuf. no. 11803F1 / 10708E motor type M48R ATS /60Hz connection F4.8 supply at 60Hz 115V | | |
| For models: | AQUA-35-RL09, AQUA-37-RL09, AQUA-40-RL09, AQUA-50, DUPLA-35, DUPLA-40 | | |
| spare parts for | 360291 | | |
|  | Part No. | 360118 | Ref. No. — |
| | motor CDC pinion ø 4.9mm teeth 10 230V voltage AC 50/60Hz turn direction right motor ø 47mm H 19.3mm motor type M48R ATS for timer cable length 260mm 1.9/2.5W | | |




1

| | | | |
|--------------------|---|-----------------|--------------------------------|
| Part No. | 360467 | Ref. No. | 0010708/L old DW10708/L old |
| description | timer CDC 11803 engines 1 chambers 3 operation time 120s 230V shaft ømm shaft Lmm manuf. no. 11803F1 / 10708L motor type M48R ATS | | |




1

| | | | |
|---|--|-----------------|--------------------|
| Part No. | 360411 | Ref. No. | 0010708 DW10708 |
| description | timer CDC 11803 engines 1 chambers 3 operation time 120s 230V shaft ømm shaft Lmm motor type M48R ATS | | |
| spare parts for | 360411 | | |
|  | Part No. | 360118 | Ref. No. — |
| | motor CDC pinion ø 4.9mm teeth 10 230V voltage AC 50/60Hz turn direction right motor ø 47mm H 19.3mm motor type M48R ATS for timer cable length 260mm 1.9/2.5W | | |



1

| | | | |
|---|--|-----------------|------------------------|
| Part No. | 360273 | Ref. No. | 0016064/A DW16064/A |
| description | timer CDC 11803 engines 1 chambers 3 operation time 18min 230V shaft ømm shaft Lmm manuf. no. 11803F1 / 16064/A motor type M48R ATS | | |
| For models: | AQUA-35, AQUA-37, AQUA-40, AQUA-50, DUPLA-35, DUPLA-40, K100, K36, K40, K60, K70, K90, LUX-40, LUX-60 | | |
| spare parts for | 360273 | | |
|  | Part No. | 360118 | Ref. No. — |
| | motor CDC pinion ø 4.9mm teeth 10 230V voltage AC 50/60Hz turn direction right motor ø 47mm H 19.3mm motor type M48R ATS for timer cable length 260mm 1.9/2.5W | | |




1

| | | | |
|--------------------|--|-----------------|------------------------|
| Part No. | 360569 | Ref. No. | 0010708/B DW10708/B |
| description | timer CDC 11804F engines 1 chambers 3 operation time 120s 230V 60Hz shaft ømm shaft Lmm manuf. no. 11804F1ADY000.0010 motor type M48R ATS voltage AC | | |
| For models: | AQUA-35, AQUA-50, DUPLA-35, DUPLA-37, DUPLA-40, K37, K45, K50, K70, K80, LUX-40 | | |





1

| | | | |
|---|--|-----------------|------------------------|
| Part No. | 360290 | Ref. No. | 0010708/T DW10708/T |
| description | timer CDC 11804F engines 1 chambers 4 operation time 120s 230V shaft ømm shaft Lmm manuf. no. 11804F1 / 10708T motor type M48R ATS connection F4.8 | | |
| For models: | AQUA-35, AQUA-35-RL09, AQUA-37-RL09, AQUA-40-RL09, AQUA-50, DUPLA-35, DUPLA-37, DUPLA-40, HOOD-110, K35, K40, K40-LUX, K45, K50, K70, K80, LUX-40 | | |
| spare parts for | 360290 | | |
|  | Part No. | 360118 | Ref. No. — |
| | motor CDC pinion ø 4.9mm teeth 10 230V voltage AC 50/60Hz turn direction right motor ø 47mm H 19.3mm motor type M48R ATS for timer cable length 260mm 1.9/2.5W | | |





1

| | | | |
|--------------------|---|-----------------|------------------------|
| Part No. | 360427 | Ref. No. | 0010708/N DW10708/N |
| description | timer CDC 11804F engines 1 chambers 4 operation time 90s 230V shaft ømm shaft Lmm motor type M48R ATS | | |
| For models: | DUPLA-35, DUPLA-40, HOOD-110, HOOD800SP-3D-GOGGLES-IMAX, K70, LUX-40 | | |




1

| | | | |
|---|--|-----------------|--------------------------|
| Part No. | 360389 | Ref. No. | 0010300122 DW10300122 |
| description | timer CDC 4904F engines 1 chambers 4 operation time 5min 230V shaft ømm shaft Lmm manuf. no. 4904F3 / 10300122 motor type M48L ATS | | |
| For models: | HOOD-130 | | |
| spare parts for | 360389 | | |
|  | Part No. | 360083 | Ref. No. — |
| | motor CDC pinion ø 4.9mm teeth 10 230V turn direction left motor ø 47mm H 19.3mm motor type M48L ATS for timer | | |




1

| | | | |
|--------------------|---|-----------------|--------------------------|
| Part No. | 360464 | Ref. No. | 0010300118 DW10300118 |
| description | timer CDC 4904F engines 1 chambers 4 operation time 6min 230V 60Hz shaft ømm shaft Lmm voltage AC | | |
| For models: | HOOD-110, HOOD800SP-3D-GOGGLES-IMAX, K100 | | |



1




| | | | |
|---|---|-----------------|--------------------------|
| Part No. | 360297 | Ref. No. | 0010300121 DW10300121 |
| description | timer CDC 4904F engines 1 chambers 4 operation time 6min 230V manuf. no. 4904F3 / 10300121 motor type M48L ATS run-time 60/120/180s | | |
| For models: | HOOD-110, HOOD800SP-3D-GOGGLES-IMAX, K100 | | |
| spare parts for | 360297 | | |
|  | Part No. | 360083 | Ref. No. — |
| | motor CDC pinion ø 4.9mm teeth 10 230V turn direction left motor ø 47mm H 19.3mm motor type M48L ATS for timer | | |








1


| | | | |
|---|--|-----------------|--------------------------|
| Part No. | 360257 | Ref. No. | 0010300117 DW10300117 |
| description | timer CDC 4904F engines 1 chambers 4 operation time 6min 230V shaft ømm shaft Lmm manuf. no. 4904F3 / 360257 motor type M48L ATS | | |
| For models: | K100, K120 | | |
| spare parts for | 360257 | | |
|  | Part No. | 360083 | Ref. No. — |
| | motor CDC pinion ø 4.9mm teeth 10 230V turn direction left motor ø 47mm H 19.3mm motor type M48L ATS for timer | | |









| | | | |
|---|---|-----------------|--------------------------|
|  | | | |
| 1 | | | |
| Part No. | 360296 | Ref. No. | 0010300123 DW10300123 |
| description | timer CDC 7804DV engines 2 chambers 4 operation time 6s / 3min 230V shaft ømm shaft Lmm manuf. no. 7804DV / 10300123 motor type M37RN/M37LN | | |
| For models: | KP85-EL, LUX-60, LUX-85, LUX-85-ELETTRONICA | | |
| spare parts for | 360296 | | |
|  | Part No. | 360119 | Ref. No. — |
| | motor CDC pinion ø 5.4mm teeth 12 230V turn direction right motor ø 37mm motor type M37RN for timer | | |
|  | Part No. | 360131 | Ref. No. — |
| | motor CDC pinion ø 5.4mm teeth 12 230V turn direction left motor ø 37mm motor type M37LN for timer | | |


| | | | |
|---|---|-----------------|--------------------------|
|  | | | |
| 1 | | | |
| Part No. | 360293 | Ref. No. | 0030001027 DW30001027 |
| description | timer CDC 7804DV engines 2 chambers 4 operation time 6s / 3min 230V shaft ømm shaft Lmm manuf. no. 7804DV / 30001027 motor type M37RN/M37LN | | |
| For models: | DUPLA-50, K60, LUX-60 | | |
| spare parts for | 360293 | | |
|  | Part No. | 360119 | Ref. No. — |
| | motor CDC pinion ø 5.4mm teeth 12 230V turn direction right motor ø 37mm motor type M37RN for timer | | |
|  | Part No. | 360131 | Ref. No. — |
| | motor CDC pinion ø 5.4mm teeth 12 230V turn direction left motor ø 37mm motor type M37LN for timer | | |

| | | | |
|---|--|-----------------|--------------------|
|  | | | |
| 1 | | | |
| Part No. | 360295 | Ref. No. | 0022011 DW22011 |
| description | timer CDC 7805DV engines 2 chambers 5 operation time 6s / 4min 230V shaft ømm shaft Lmm manuf. no. 7805DV / 22011 motor type M37RN/M37LN | | |
| For models: | K90, KP149, KP150, KP151, KP151-E, KP85-EL, LUX-85, LUX-85-ELETTRONICA | | |
| spare parts for | 360295 | | |
|  | Part No. | 360119 | Ref. No. — |
| | motor CDC pinion ø 5.4mm teeth 12 230V turn direction right motor ø 37mm motor type M37RN for timer | | |

| | | | |
|---|--|--------|-------------------|
| spare parts for | 360295 | | |
|  | Part No. | 360131 | Ref. No. — |
| | motor CDC pinion ø 5.4mm teeth 12 230V turn direction left motor ø 37mm motor type M37LN for timer | | |

| | | | |
|--|---|-----------------|--------------------------|
|  | | | |
| 1 | | | |
| Part No. | 360294 | Ref. No. | 0030001031 DW30001031 |
| description | timer CDC 7806DV engines 2 chambers 6 operation time 6s / 3min 230V shaft ømm shaft Lmm manuf. no. 7806DV / 30001031 motor type M37RN/M37LN | | |
| For models: | DUPLA-50, K60, KP85-EL, LUX-60, LUX-85, LUX-85-ELETTRONICA | | |
| spare parts for | 360294 | | |
|  | Part No. | 360119 | Ref. No. — |
| | motor CDC pinion ø 5.4mm teeth 12 230V turn direction right motor ø 37mm motor type M37RN for timer | | |
|  | Part No. | 360131 | Ref. No. — |
| | motor CDC pinion ø 5.4mm teeth 12 230V turn direction left motor ø 37mm motor type M37LN for timer | | |


| | | | |
|---|---|-----------------|--------------------------|
|  | | | |
| 1 | | | |
| Part No. | 360346 | Ref. No. | 0030001032 DW30001032 |
| description | timer CDC 7806DV engines 2 chambers 6 operation time 6s / 3min 230V shaft ømm shaft Lmm manuf. no. 7806DV / 30001032 motor type M37RN/M37LN | | |
| For models: | LUX-60 | | |
| spare parts for | 360346 | | |
|  | Part No. | 360119 | Ref. No. — |
| | motor CDC pinion ø 5.4mm teeth 12 230V turn direction right motor ø 37mm motor type M37RN for timer | | |
|  | Part No. | 360131 | Ref. No. — |
| | motor CDC pinion ø 5.4mm teeth 12 230V turn direction left motor ø 37mm motor type M37LN for timer | | |



1

| | | | |
|--------------------|---|-----------------|------------------------|
| Part No. | 360289 | Ref. No. | 0010708/L DW10708/L |
| description | timer CROUZET engines 1 chambers 2 operation time 120s 230V shaft ømm shaft Lmm manif. no. 627/5309 motor type 600 | | |
| For models: | AQUA-35, AQUA-37, AQUA-40, AQUA-50, AQUA-80, DUPLA-35, DUPLA-37, DUPLA-40, DUPLA-50, K35, K36, K37, K40, K40-LUX, K45, K50, K80, LUX-40 | | |

mechanical timers



1

| | | | |
|---|---|-----------------|-------------------|
| Part No. | 350032 | Ref. No. | 008030 DW8030 |
| description | timer M2 2-pole operation time 15min impulse mechanical 2NO at 250V 16A permanent position no shaft ø 6x4.6mm shaft 6x4.6mm shaft L 18mm mounting distance 28mm connection rear | | |
| For models: | F12, F6 | | |
| accessories for | 350032 | | |
|  | Part No. | 110366 | Ref. No. — |
| | knob switch zero mark t.max.°C ø 44mm shaft ø 6x4.6mm shaft flat upper black | | |
|  | Part No. | 110371 | Ref. No. — |
| | dial plate graduation 15min permanent position no rotation 30-330° ø 60mm timers knob ø 45mm | | |

contactors


GENERAL ELECTRIC (AEG)

power contactors




1

| | | | |
|--------------------|---|-----------------|--|
| Part No. | 380239 | Ref. No. | 0010300391 0015086/B DW10300391 DW15086/B |
| description | power contactor resistive load 20A 230VAC (AC3/400V) 8.4A/4kW main contacts 3NO auxiliary contacts 1NC connection screw connection type LS05 01A type AEG LS05 01A type GE MC1A 301A | | |
| For models: | AQUA-50, GR300, GR800, HOOD-110, HOOD-110-E, HOOD-130, HOOD-130-ELETRONICA, HOOD800SP-3D-GOGGLES-IMAX, K100, K120, K45, K50, K60, K70, K80, K90, KP130-ELETRONICA, KP151, KP151-E, KP70-EL, KP85-EL, LUX-40-ELETRONICA, LUX-41-ELETRONICA, LUX-60, LUX-60-ELETRONICA, LUX-61-ELETRONICA, LUX-70-EL, LUX-85, LUX-85-ELETRONICA | | |



1

| | | | |
|--------------------|--|-----------------|--------------------------|
| Part No. | 380238 | Ref. No. | 0010300392 DW10300392 |
| description | power contactor resistive load 20A 230VAC (AC3/400V) 8.4A/4kW main contacts 3NO auxiliary contacts 1NO connection screw connection type LS0510A type AEG LS0510A type GE MC1A 310A | | |
| For models: | HOOD-110, HOOD-110-E, HOOD-130, HOOD-130-ELETRONICA, HOOD800SP-3D-GOGGLES-IMAX, K100, KP130-ELETRONICA | | |



1

| | | | |
|--------------------|---|-----------------|------------------------|
| Part No. | 380839 | Ref. No. | 002000370 DW2000370 |
| description | power contactor resistive load 20A 24VAC (AC3/400V) 9A/4kW main contacts 3NO auxiliary contacts 1NO connection screw connection type LS0510A type AEG LS0510A type GE MC1A 310A | | |
| For models: | BB-2500, F, FP, K11, K11A, K12, K12-90, K14, K14A, K1600, K1600-ALTA-VELOCITA, K1700, K1800, K2100, K22, K2200, K23, K24, K2500, K2700, K29, K3000, K3000+K10, K3100, K3100+K10, K3300, K3800, K3800+K10, K4000, K4400, K4400+K10, K5400, K5400+K10, KP2300, KP2300+KP23, KP2800, KP3000, KP4000, KT-1500 | | |



1

| | | | |
|--------------------|---|-----------------|--------------------------|
| Part No. | 380244 | Ref. No. | 0010300050 DW10300050 |
| description | power contactor resistive load 25A 230VAC (AC3/400V) 9A/4kW main contacts 3NO auxiliary contacts 1NO connection screw connection type AEG LS4K 10A type GE CL00A 310 | | |
| For models: | GR300, GR800, HOOD-110, HOOD-110-E, HOOD-130, HOOD-130-ELETRONICA, HOOD800SP-3D-GOGGLES-IMAX, K100, K120, K90, KP130-ELETRONICA, KP149, KP150, KP151, KP151-E, KP200, KP200-ELETRONICA, KP202-E, KP300, KP300-ELETRONICA, KP302-E, KP400, KP400-ELETRONICA, KP402-E, KP85-EL, LUX-85, LUX-85-ELETRONICA | | |



1

| | | | |
|--------------------|---|-----------------|--------------------------|
| Part No. | 381154 | Ref. No. | 0010300054 DW10300054 |
| description | power contactor resistive load 32A 230VAC (AC3/400V) 17A/7.5kW main contacts 3NO auxiliary contacts 1NO connection screw connection type AEG type GE CL02A310R6 | | |
| For models: | HOOD-110, HOOD-110-E, HOOD-130, HOOD-130-ELETRONICA, HOOD800SP-3D-GOGGLES-IMAX, KP130-ELETRONICA, KP200-ELETRONICA, KP300, KP400, KP400-ELETRONICA | | |



1

| | | | |
|--------------------|---|-----------------|------------------------|
| Part No. | 381136 | Ref. No. | 002000380 DW2000380 |
| description | power contactor resistive load 25A 24VAC (AC3/400V) 12A/5.5kW main contacts 3NO auxiliary contacts 1NO connection screw connection type AEG type GE CL01A310T1 | | |
| For models: | BB-2500, F, FP, K11, K11A, K1600, K1600-ALTA-VELOCITA, K1700, K1800, K2100, K2200, K2500, K2700, K3000, K3000+K10, K3100, K3100+K10, K3300, K3800, K3800+K10, K4000, K4400, K4400+K10, K5400, K5400+K10, KP2300, KP2300+KP23, KP2800, KP3000, KP4000, KT-1500 | | |



1

| | | | |
|--------------------|---|-----------------|------------------------|
| Part No. | 380671 | Ref. No. | 002000385 DW2000385 |
| description | power contactor resistive load 45A 24VAC (AC3/400V) 25A/11kW main contacts 3NO auxiliary contacts connection screw connection type AEG LS11K 00A type GE CL25A300T1 | | |
| For models: | BB-2500, F, FP, K11, K11A, K12, K12-90, K1600, K1600-ALTA-VELOCITA, K1700, K1800, K2100, K2200, K24, K2500, K2700, K3000, K3000+K10, K3100, K3100+K10, K3300, K3800, K3800+K10, K4000, K4400, K4400+K10, K5400, K5400+K10, KP2300, KP2300+KP23, KP2800, KP3000, KP4000, KT-1500 | | |



1


| | | | |
|--------------------|---|-----------------|--------------------------|
| Part No. | 380262 | Ref. No. | 0010300052 DW10300052 |
| description | power contactor resistive load 32A 230VAC (AC3/400V) 17A/7.5kW main contacts 3NO auxiliary contacts 1NC connection screw connection type AEG LS7K01A type GE CL02A 301 H 85mm | | |
| For models: | HOOD-110, HOOD-110-E, HOOD-130, HOOD-130-ELETRONICA, HOOD800SP-3D-GOGGLES-IMAX, KP130-ELETRONICA, KP200-ELETRONICA, KP70-EL, KP85-EL, LUX-60-ELETRONICA, LUX-70-EL, LUX-85, LUX-85-ELETRONICA | | |

motor protection circuit breakers



1

| | | | |
|--------------------|---|-----------------|------------------------|
| Part No. | 380940 | Ref. No. | 002000394 DW2000394 |
| description | motor protection circuit breaker type GPS1BSAH setting range 2.5-4A DIN rail contacts screw clamp | | |
| For models: | BB-2500, F, FP, K11, K11A, K12, K12-90, K1600, K1600-ALTA-VELOCITA, K1700, K1800, K2100, K2200, K24, K2500, K2700, K3000, K3000+K10, K3100, K3100+K10, K3300, K3800, K3800+K10, K4000, K4400, K4400+K10, K5400, K5400+K10, KP2300, KP2300+KP23, KP2800, KP3000, KP4000, KT-1500 | | |

1

| | | | |
|--------------------|---|-----------------|------------------------|
| Part No. | 380939 | Ref. No. | 002000400 DW2000400 |
| description | motor protection circuit breaker type GPS1BSAJ setting range 4-6.3A DIN rail connection screw | | |
| For models: | BB-2500, F, FP, K12, K12-90, K1600, K1600-ALTA-VELOCITA, K1700, K1800, K2100, K2200, K24, K2500, K2700, K3000, K3000+K10, K3100, K3100+K10, K3300, K3800, K3800+K10, K4000, K4400, K4400+K10, K5400, K5400+K10, KP200, KP2300, KP2300+KP23, KP2800, KP3000, KP4000, KT-1500 | | |

ISKRA (FANAL)

power contactors




1


| | | | |
|--------------------|--|-----------------|--------------------|
| Part No. | 380213 | Ref. No. | 0015086 DW15086 |
| description | power contactor resistive load 20A 230VAC (AC3/400V) 8.5A/5.5kW main contacts 3NO auxiliary contacts 1NO connection screw connection type Fanal DSL7 10 type ISKRA K07M 10 | | |
| For models: | 5M, 6+6M, 6+6T, 6M, 6T, 8+8T, 8T, AQUA-50, AQUA-80, DUPLA-45, DUPLA-50, GR300, GR800, HOOD-110, HOOD-110-E, HOOD-130, HOOD-130-ELETTRONICA, HOOD800SP-3D-GOGGLES-IMAX, K100, K120, K40-LUX, K41-LUX, K45, K50, K60, K70, K80, K90, KP130-ELETTRONICA, KP149, KP150, KP151, KP151-E, KP200, KP200-ELETTRONICA, KP202-E, KP300, KP300-ELETTRONICA, KP302-E, KP400, KP400-ELETTRONICA, KP402-E, KP70-EL, KP85-EL, LUX-40, LUX-40-ELETTRONICA, LUX-41-ELETTRONICA, LUX-60, LUX-60-ELETTRONICA, LUX-61-ELETTRONICA... (Other models you can see in the webshop) | | |

ABL SURSUM

motor protection circuit breakers



1


| | | | |
|---|--|--|------------------------|
| Part No. | 380300 | Ref. No. | 002000390 DW2000390 |
| description | motor protection circuit breaker type Mbs25-016 setting range 1-1.6A (AC3/400V) 0.55kW | | |
| For models: | BB-2500, F, FP, K14, K14A, K1600, K1600-ALTA-VELOCITA, K1800, K2100, K22, K2200, K23, K24, K2500, K29, K3000, K3000+K10, K3100, K3100+K10, K3300, K3800, K3800+K10, K4000, K4400, K4400+K10, K5400, K5400+K10, KP200-ELETTRONICA, KP2300, KP2300+KP23, KP2800, KP3000, KP4000, KT-1500 | | |
| accessories for | 380300 | | |
|  | Part No. | 380305 | Ref. No. — |
| | | auxiliary contact contacts 1NO/1NC HMS11 | |

relays

power relays

with DIN rail mounting

upper



1

| | | | |
|--------------------|---|-----------------|----------------------|
| Part No. | 380180 | Ref. No. | 00560301 DW560301 |
| description | power relays FINDER 230VAC 16A 3CO connection male faston 6.3mm DIN rail manuf. no. 62.83.8.230.4007 | | |
| For models: | AQUA-80, DUPLA-45, DUPLA-50, HOOD-110, HOOD-130, HOOD-130-ELETTRONICA, HOOD800SP-3D-GOGGLES-IMAX, K120, KP130-ELETTRONICA | | |



with bracket mounting



1

| | | | |
|--------------------|--|-----------------|--------------------|
| Part No. | 380139 | Ref. No. | 0015620 DW15620 |
| description | power relays FINDER 230VAC 16A 2CO connection F6.3 bracket mounting dimensions 68x38.2x35.8mm manuf. no. 62.82.8.230.0000 | | |
| For models: | AQUA-35, AQUA-35-RL09, AQUA-37, AQUA-37-RL09, AQUA-40, AQUA-40-RL09, AQUA-50, AQUA-80, BK12, BK13, DUPLA-35, DUPLA-37, DUPLA-40, DUPLA-50, F1-KF1, F2-KF2, HOOD-110, HOOD800SP-3D-GOGGLES-IMAX, K100, K45, K50, K70, K80, K90, KP150, KP151, KP151-E, KP85-EL, LUX-40, LUX-60, LUX-85, LUX-85-ELETRONICA | | |



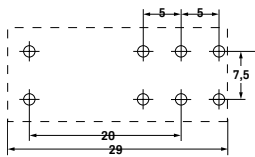
1

| | | | |
|--------------------|---|-----------------|--------------------|
| Part No. | 380403 | Ref. No. | 0016047 DW16047 |
| description | power relays FINDER 230VAC 16A 3CO connection F6.3 bracket mounting manuf. no. 62.83.8.230.0500 | | |
| For models: | AQUA-35, AQUA-35-RL09, AQUA-37, AQUA-37-RL09, AQUA-40, AQUA-40-RL09, AQUA-50, DUPLA-35, DUPLA-40, K45, K50, K80, LUX-60 | | |

plug-in/print relays



1




| | | | |
|--------------------|--|-----------------|------------------------|
| Part No. | 381151 | Ref. No. | 003006078 DW3006078 |
| description | print relay 24VAC 2CO 2-pole at 250V 8A connection pins raster size 5mm FINDER manuf. no. 40.52.8.024.0000 95.65/95.75 | | |
| For models: | BB-2500, F, FP, K1600, K1600-ALTA-VELOCITA, K1700, K1800, K2100, K2200, K2500, K2700, K3000, K3000+K10, K3100, K3100+K10, K3300, K3800, K3800+K10, K4000, K4400, K4400+K10, K5400, K5400+K10, KP2300, KP2300+KP23, KP2800, KP3000, KP4000, KT-1500 | | |



1

| | | | |
|--------------------|---|-----------------|------------------------|
| Part No. | 380941 | Ref. No. | 003006178 DW3006178 |
| description | print relay 250VAC 2CO at 250V 8A connection pins raster size 5mm | | |

relay sockets



1



| | | | | |
|------------------------|--|-----------------|------------------------|---|
| Part No. | 381181 | Ref. No. | 003006079 DW3006079 | |
| description | relay socket 2-pole 40.51/40.52/40.61 connection screw clamp dimensions 15.8x78.6mm 250V voltage AC 10A FINDER manuf. no. 95.75 | | | |
| For models: | BB-2500, F, FP, K1600, K1600-ALTA-VELOCITA, K1700, K1800, K2100, K2200, K2500, K2700, K3000, K3000+K10, K3100, K3100+K10, K3300, K3800, K3800+K10, K4000, K4400, K4400+K10, K5400, K5400+K10, KP2300, KP2300+KP23, KP2800, KP3000, KP4000, KT-1500 | | | |
| accessories for | 381181 | | | |
| | Part No. | 381455 | Ref. No. | — |
| | support bracket | | | |

time relays

time relays



1

| | | | |
|--------------------|---|-----------------|--|
| Part No. | 380878 | Ref. No. | 003006225 003006226 DW3006225 DW3006226 |
| description | time relay FINDER 80.11.0.240 time range 0.1s-20h 12-240V AC/DC 16A mounting measurements DIN railmm 1CO connection grip connection | | |
| For models: | BB-2500, F, FP, K11, K11A, K12, K12-90, K14, K14A, K1600, K1600-ALTA-VELOCITA, K1800, K2100, K2200, K24, K2500, K29, K3000, K3000+K10, K3100, K3100+K10, K3300, K3800, K3800+K10, K4000, K4400, K4400+K10, K5400, K5400+K10, KP2300, KP2300+KP23, KP2800, KT-1500 | | |



electronic controllers

DIXELL

refrigeration controllers

built-in version



1

| | | | |
|--------------------|---|-----------------|------------------------|
| Part No. | 378249 | Ref. No. | 003006120 DW3006120 |
| description | electronic controller DIXELL XR20C-1P3C0 mounting measurements 71x29mm 24V voltage AC/DC NTC/PTC relay outputs 1 CO-8A(3) NTC/PTC DI protection IP54 -50 up to +150°C display 3½ digits | | |
| For models: | K2500, K3000, K3000+K10, K3100, K3100+K10, K3300, K3800, K3800+K10, K4000, K4400, K4400+K10, K5400, K5400+K10, KP3000, KP4000 | | |

electronic thermometers

built-in version



1

| | | | |
|--------------------|---|-----------------|------------------------|
| Part No. | 378046 | Ref. No. | 002000402 DW2000402 |
| description | thermometer DIXELL XT11S mounting measurements 58x25.5mm 24V voltage AC/DC NTC 0 up to +60°C display 2½ digit 1 TempIn1 NTC DigilN1 defr. funct. front measurements 31x64mm | | |
| For models: | BB-2500, K1600, K1600-ALTA-VELOCITA, K1800, K2100, K2200, KP2300, KP2300+KP23, KP2800 | | |

probes

universal probes

temperature probes



1

| | | | |
|--------------------|--|-----------------|------------------------|
| Part No. | 379161 | Ref. No. | 002000401 DW2000401 |
| description | temperature probe NTC 10kOhm cable thermoplastic probe -40 up to +110°C cable -40 up to +110°C probe ø6x14mm cable length 3m without screw connection 2-wire | | |
| For models: | BB-2500, K1600, K1600-ALTA-VELOCITA, K1800, K2100, K2200, KP2300, KP2300+KP23, KP2800 | | |



1

| | | | |
|--------------------|--|-----------------|------------------------|
| Part No. | 379199 | Ref. No. | 003006121 DW3006121 |
| description | temperature probe PTC 1kOhm cable PVC probe -50 up to +150°C cable -10 up to 100°C probe ø6x30mm cable length 5m without screw connection 2-wire | | |
| For models: | K2500, K3000, K3000+K10, K3100, K3100+K10, K3300, K3800, K3800+K10, K4000, K4400, K4400+K10, K5400, K5400+K10, KP3000, KP4000 | | |

producer-specific probes

probes



1

| | | | |
|--------------------|---|-----------------|----------------------|
| Part No. | 378347 | Ref. No. | 00590104 DW590104 |
| description | temperature probe 2x NTC 10K cable silicone probe -40 up to +110°C cable -50 up to +180°C connection coded plug thread M10x1 probe ø6x15/32mm cable length 3m | | |



1

| | | | |
|--------------------|--|-----------------|--------------------|
| Part No. | 378248 | Ref. No. | 0050562 DW50562 |
| description | temperature probe NTC 10kOhm cable PVC probe -40 up to +110°C cable -10 up to 100°C connection coded plug thread probe ø6x14mm cable length 2m | | |
| For models: | GR300, GR800, HOOD-110-E, HOOD-130, HOOD-130-ELETTRONICA, K100, K120, K45, K50, K80, KP130-ELETTRONICA, KP151-E, KP200-ELETTRONICA, KP202-E, KP300-ELETTRONICA, KP302-E, KP400-ELETTRONICA, KP402-E, KP70-EL, KP85-EL, LUX-40-ELETTRONICA, LUX-41-ELETTRONICA, LUX-60, LUX-60-ELETTRONICA, LUX-61-ELETTRONICA, LUX-70-EL, LUX-85-ELETTRONICA | | |



1

| | | | |
|--------------------|--|-----------------|--------------------------|
| Part No. | 378312 | Ref. No. | 00392047/A DW392047/A |
| description | temperature probe NTC 10kOhm cable PVC probe -40 up to +110°C cable -10 up to 100°C connection coded plug thread probe ø6x14mm cable length 3.5m | | |



1


| | | | |
|--------------------|---|-----------------|------------------------|
| Part No. | 378314 | Ref. No. | 003006165 DW3006165 |
| description | temperature probe NTC 10kOhm cable silicone probe -40 up to +110°C cable -50 up to +180°C connection coded plug thread probe ø5x30mm cable length 0.35m | | |
| For models: | F, FP, K1700, K2500, K2700, K3000, K3000+K10, K3100, K3100+K10, K3300, K3800, K3800+K10, K4000, K4400, K4400+K10, K5400, K5400+K10, KP3000, KP4000, KT-1500 | | |





1

| | | | |
|--------------------|--|-----------------|----------------------|
| Part No. | 378313 | Ref. No. | 00392047 DW392047 |
| description | temperature probe NTC 10kOhm cable silicone probe -40 up to +110°C cable -50 up to +180°C connection coded plug thread probe ø6x14mm cable length 3m | | |



| | | | |
|--|---|-----------------|--------------------|
|  | | | |
| Part No. | 378268 | Ref. No. | 0050563 DW50563 |
| description | temperature probe NTC cable silicone probe -40 up to +110°C cable -50 up to +180°C connection coded plug thread probe ø6x15mm cable length 1.1m | | |
| For models: | KP200, KP200-ELETTRONICA, KP300, KP300-ELETTRONICA, KP400, KP400-ELETTRONICA | | |


| | | | |
|--|----------------------------|-----------------|--------------------------|
|  | | | |
| Part No. | 403731 | Ref. No. | 0011600931 DW11600931 |
| description | control PCB L 135mm W 80mm | | |
| accessories for | 403731 | | |


| | | | | |
|--|-----------------|--------|-----------------|-----------------------------|
|  | Part No. | 400706 | Ref. No. | 0050651 50651 DW50651 |
| description ribbon cable 16-pole L 1100mm plug type FC-16P raster size 2.54mm | | | | |

electronics


PCBs


| | | | |
|--|---------|-----------------|------------------------|
|  | | | |
| Part No. | 403893 | Ref. No. | 0050553/F DW50553/F |
| description | control | | |


| | | | |
|--|------------|-----------------|--------------------|
|  | | | |
| Part No. | 403891 | Ref. No. | 0050552 DW50552 |
| description | keypad PCB | | |


| | | | |
|---|---|-----------------|------------------------|
|  | | | |
| Part No. | 403222 | Ref. No. | 0050570/H DW50570/H |
| description | control PCB dishwasher AX 161/ AX 290 L 160mm W 115mm cable length 970mm with housing Qty 1 pcs | | |
| For models: | K1700, K2700 | | |

| | | | |
|--|---|-----------------|------------------------|
|  | | | |
| Part No. | 403231 | Ref. No. | 0050570/D DW50570/D |
| description | keypad PCB dishwasher 80E/81E L 155mm W 100mm with display H 25mm buttons 6 | | |
| For models: | KP202-E, KP302-E, KP402-E | | |

| | | | |
|--|---------------------------------------|-----------------|------------------|
|  | | | |
| Part No. | 403724 | Ref. No. | 50602 DW50602 |
| description | control PCB dishwasher L 175mm W 30mm | | |


| | | | |
|--|---|-----------------|------------------------|
|  | | | |
| Part No. | 403221 | Ref. No. | 003006164 DW3006164 |
| description | main PCB dishwasher AX 250/300/310/320/330 L 168mm W 148mm for display PCB Qty 1 pcs | | |
| For models: | F, FP, K2500, K3000, K3000+K10, K3100, K3100+K10, K3300, K3800, K3800+K10, K4000, K4400, K4400+K10, K5400, K5400+K10, KP3000, KP4000, KT-1500 | | |

| | | | |
|--|---|-----------------|----------------------|
|  | | | |
| Part No. | 403288 | Ref. No. | 00590107 DW590107 |
| description | control PCB dishwasher TWIN STAR L 157mm W 112mm with display buttons 6 | | |


1

| | | | |
|--------------------|-------------------------------------|-----------------|--------------------|
| Part No. | 403770 | Ref. No. | 0091120 DW91120 |
| description | main PCB dishwasher L 190mm W 103mm | | |



1

| | | | |
|--------------------|--|-----------------|----------------------|
| Part No. | 403286 | Ref. No. | 00590105 DW590105 |
| description | PCB dishwasher 116EK L 250mm W 118mm Qty 1 pcs | | |




1

| | | | |
|--------------------|--|-----------------|--------------------|
| Part No. | 403230 | Ref. No. | 0050603 DW50603 |
| description | PCB dishwasher 125EU L 190mm W 110mm with housing H 70mm | | |



1

| | | | |
|--------------------|---|-----------------|--------------------|
| Part No. | 402687 | Ref. No. | 0050584 DW50584 |
| description | PCB dishwasher DS40/DS50 for flow meter | | |
| For models: | KP70-EL, KP85-EL, LUX-40-ELETTRONICA, LUX-41-ELETTRONICA, LUX-60-ELETTRONICA, LUX-61-ELETTRONICA, LUX-70-EL, LUX-85-ELETTRONICA | | |



1

| | | | |
|--------------------|---|-----------------|--------------------|
| Part No. | 402677 | Ref. No. | 0050580 DW50580 |
| description | PCB dishwasher DS40/DS50 L 161mm W 90mm | | |
| For models: | KP70-EL, KP85-EL, LUX-40-ELETTRONICA, LUX-41-ELETTRONICA, LUX-60-ELETTRONICA, LUX-61-ELETTRONICA, LUX-70-EL, LUX-85-ELETTRONICA | | |




1

| | | | |
|--------------------|--|-----------------|------------------------|
| Part No. | 403285 | Ref. No. | 0050553/E DW50553/E |
| description | PCB dishwasher DS50 L 117mm W 96mm with housing H 43mm Qty 1 pcs | | |



1


| | | | |
|--------------------|---|-----------------|--------------------|
| Part No. | 403284 | Ref. No. | 0050604 DW50604 |
| description | PCB dishwasher Elektron500 L 190mm W 110mm with housing programmable H 70mm Qty 1 pcs | | |





1

| | | | |
|--------------------|--|-----------------|--------------------|
| Part No. | 402676 | Ref. No. | 0050559 DW50559 |
| description | PCB dishwasher HT11/12 L 102mm W 62mm timer | | |
| For models: | GR300, HOOD-110-E, HOOD-130, HOOD-130-ELETTRONICA, K120, K45, K50, K80, KP130-ELETTRONICA, KP151-E, KP200-ELETTRONICA, KP202-E, KP300-ELETTRONICA, KP302-E, KP402-E, KP85-EL, LUX-60, LUX-60-ELETTRONICA, LUX-85-ELETTRONICA | | |





| | | | |
|---|--|-----------------|--------------------|
|  | | | |
| 1 | | | |
| Part No. | 402682 | Ref. No. | 0050557 DW50557 |
| description | PCB dishwasher HT600/HT11/HT12 L 160mm W 102mm timer run-time 60/100/180s | | |
| For models: | HOOD-130, HOOD-130-ELETTRONICA, K100, K120, K45, K50, K80, KP130-ELETTRONICA | | |

| | | | |
|--|---|-----------------|--|
|  | | | |
| 1 | | | |
| Part No. | 402675 | Ref. No. | 0050581 DW50581 |
| description | PCB dishwasher KD60 L 185mm W 30mm buttons 4 | | |
| For models: | KP70-EL, KP85-EL, LUX-40-ELETTRONICA, LUX-41-ELETTRONICA, LUX-60-ELETTRONICA, LUX-61-ELETTRONICA, LUX-70-EL, LUX-85-ELETTRONICA | | |
| accessories for | 402675 | | |
|  | Part No. | 400066 | Ref. No. 005058 0050589 5058 50589 DW5058 DW50589 |
| ribbon cable 10-pole L 1000mm plug type FC-10P raster size 2.54mm | | | |


| | | | |
|---|---|-----------------|----------------------|
|  | | | |
| 1 | | | |
| Part No. | 403283 | Ref. No. | 00540201 DW540201 |
| description | PCB dishwasher Optima 400 L 190mm W 110mm with housing H 70mm Qty 1 pcs | | |

| | | | |
|---|---|-----------------|----------------------|
|  | | | |
| 1 | | | |
| Part No. | 403282 | Ref. No. | 00561060 DW561060 |
| description | PCB dishwasher Optima L 190mm W 110mm with housing H 70mm Qty 1 pcs | | |


| | | | |
|--|--|-----------------|----------------------|
|  | | | |
| 1 | | | |
| Part No. | 403287 | Ref. No. | 00590106 DW590106 |
| description | PCB dishwasher TWIN STAR L 215mm W 140mm Qty 1 pcs | | |

| | | | |
|--|--|-----------------|--------------------|
|  | | | |
| 1 | | | |
| Part No. | 403558 | Ref. No. | 0050650 DW50650 |
| description | PCB for dishwasher GR800/900/1000, LP2S, LP3S, LP4S8 | | |
| For models: | GR800 | | |

central units


| | | | |
|---|--|-----------------|--------------------|
|  | | | |
| 1 | | | |
| Part No. | 402683 | Ref. No. | 0050556 DW50556 |
| description | control box timer operation time 3/6/9min | | |
| For models: | KP200, KP200-ELETTRONICA, KP300, KP300-ELETTRONICA, KP400, KP400-ELETTRONICA | | |

| | | | |
|--|--|-----------------|------------------------|
|  | | | |
| 1 | | | |
| Part No. | 402681 | Ref. No. | 0050553/A DW50553/A |
| description | control box timer run-time 50/120/180s | | |
| For models: | HOOD-110, HOOD800SP-3D-GOGGLES-IMAX | | |


1

| | | | |
|--------------------|--|-----------------|--------------------|
| Part No. | 402684 | Ref. No. | 0050569 DW50569 |
| description | control box without EPROM | | |
| For models: | GR300, HOOD-110-E, HOOD-130, HOOD-130-ELETTRONICA, KP130-ELETTRONICA, KP151-E, KP200-ELETTRONICA, KP202-E, KP300-ELETTRONICA, KP302-E, KP400-ELETTRONICA, KP402-E, KP85-EL, LUX-60, LUX-60-ELETTRONICA, LUX-85-ELETTRONICA | | |




1

| | | | |
|--------------------|--|-----------------|--|
| Part No. | 402685 | Ref. No. | 0050571 0050575 0050578 DW50571 DW50575 DW50578 |
| description | keypad foil dishwasher H63/373E/144E L 134mm W 79mm buttons 6 | | |
| For models: | HOOD-110-E, HOOD-130-ELETTRONICA, KP130-ELETTRONICA, KP151-E, KP200-ELETTRONICA, KP202-E, KP300-ELETTRONICA, KP302-E, KP400-ELETTRONICA, KP402-E | | |



1

| | | | |
|--------------------|--|-----------------|--------------------|
| Part No. | 379026 | Ref. No. | 0050553 DW50553 |
| description | electronic timer for dishwasher | | |
| For models: | AQUA-35, AQUA-35-RL09, AQUA-37, AQUA-37-RL09, AQUA-40, AQUA-40-RL09, AQUA-50, AQUA-80, DUPLA-35, DUPLA-37, DUPLA-40, DUPLA-45, DUPLA-50, HOOD-110, K70, LUX-60 | | |




1

| | | | |
|--------------------|---|-----------------|--------------------|
| Part No. | 403289 | Ref. No. | 0096704 DW96704 |
| description | keypad foil dishwasher LP25/LP35/LP48/GR800/TwinStar blue L 200mm W 135mm buttons 6 | | |
| For models: | GR800 | | |

keypads


front foils



1

| | | | |
|--------------------|---|-----------------|--|
| Part No. | 403256 | Ref. No. | 00560039 00560042 DW560039 DW560042 |
| description | keypad foil dishwasher 20/29/83ELK 20S5 blue L 557mm W 36mm buttons 4 | | |

membrane keypads



1


| | | | |
|--------------------|--------------------------------------|-----------------|--------------------------|
| Part No. | 403732 | Ref. No. | 0011600933 DW11600933 |
| description | keypad foil buttons 5 L 155mm W 95mm | | |



1

| | | | |
|--------------------|--|-----------------|--|
| Part No. | 402914 | Ref. No. | 00550256 00550262 DW550256 DW550262 |
| description | keypad foil dishwasher G100/K90 blue L 190mm W 190mm | | |
| For models: | K90 | | |

keypad units





1

| | | | |
|--------------------|--|-----------------|------------------------|
| Part No. | 402679 | Ref. No. | 0050570/C DW50570/C |
| description | keypad unit dishwasher 17U/70U buttons 6 L 158mm W 103mm | | |
| For models: | KP151-E | | |



| | | | |
|---|---|-----------------|------------------------|
|  | | | |
| 1 | | | |
| Part No. | 402913 | Ref. No. | 0050570/A DW50570/A |
| description | keypad unit dishwasher 37E/80E/81E/18ER/19E buttons 6 suitable for Dühr L 145mm W 90mm with cable | | |
| For models: | KP200-ELETRONICA, KP202-E, KP300-ELETRONICA, KP400-ELETRONICA | | |



| | | | |
|---|---|-----------------|---|
|  | | | |
| 1 | | | |
| Part No. | 402678 | Ref. No. | 0050570 DW50570 |
| description | keypad unit dishwasher H63/373E/144E buttons 6 L 158mm W 103mm | | |
| For models: | HOOD-110-E, HOOD-130-ELETRONICA, KP130-ELETRONICA, KP200-ELETRONICA, KP300-ELETRONICA, KP400-ELETRONICA | | |
| accessories for | 402678 | | |
|  | Part No. | 402685 | Ref. No. |
| | | | 0050571 0050575 0050578 50571 50575 50578 DW50571 DW50575 DW50578 |
| | keypad foil dishwasher H63/373E/144E L 134mm W 79mm buttons 6 | | |

solenoid valves

solenoid valves (water)


ELBI


straight

| | | | |
|---|--|-----------------|--------------------|
|  | | | |
| 1 | | | |
| Part No. | 373025 | Ref. No. | 0015099 DW15099 |
| description | solenoid valve triple straight 230VAC inlet 3/4" outlet 11.5mm DN10 ELBI | | |
| For models: | K36, K40, K40-LUX, LUX-40, LUX-40-ELETRONICA | | |
| spare parts for | 373025 | | |
|  | Part No. | 370467 | Ref. No. |
| | | | — |
| | solenoid valve filter suitable for ELBI | | |

RPE


| | | | |
|--|---|-----------------|--------------------|
|  | | | |
| 1 | | | |
| Part No. | 374017 | Ref. No. | 0010703 DW10703 |
| description | solenoid valve single straight 230VAC inlet 3/4" outlet 10mm input 6l/min DN10 RPE polyamide flow regulating valve inlet white membranes NBR pressure range 0.2-10bar | | |
| For models: | AQUA-35, AQUA-35-RL09, AQUA-37, AQUA-37-RL09, AQUA-40, AQUA-40-RL09, AQUA-50, AQUA-80, DUPLA-35, DUPLA-37, DUPLA-40, DUPLA-45, DUPLA-50, GR300, GR800, K40, K41-LUX, K45, K50, K60, K70, K80, KP202-E, KP302-E, KP402-E, KP70-EL, LUX-40, LUX-40-ELETRONICA, LUX-41-ELETRONICA, LUX-60, LUX-60-ELETRONICA, LUX-61-ELETRONICA, LUX-70-EL | | |

| | | | |
|--|---|-----------------|--------------------------|
|  | | | |
| 1 | | | |
| Part No. | 374016 | Ref. No. | 0030001000 DW30001000 |
| description | solenoid valve single angled 230VAC inlet 3/4" outlet 13mm DN10 duty cycle 100% RPE polyamide | | |
| For models: | HOOD-110, HOOD-110-E, HOOD-130, HOOD-130-ELETRONICA, HOOD800SP-3D-GOGGLES-IMAX, K100, K120, K90, KP130-ELETRONICA, KP149, KP150, KP151, KP151-E, KP85-EL, LUX-85, LUX-85-ELETRONICA | | |


| | | | |
|--|--|-----------------|------------------------|
|  | | | |
| 1 | | | |
| Part No. | 374060 | Ref. No. | 002000093 DW2000093 |
| description | solenoid valve single angled 24V inlet 3/4" outlet 13mm DN10 duty cycle 100% RPE polyamide | | |
| For models: | K14A, K1600, K1600-ALTA-VELOCITA, K1700, K2700, KT-1500 | | |


solenoid valves with reducers



2-fold






| | | | |
|--|--|-----------------|------------------------|
|  | | | |
| 1 | | | |
| Part No. | 374010 | Ref. No. | 002000094 DW2000094 |
| description | solenoid valve double angled 24VAC inlet 3/4" outlet 14.5mm input 10-12l/min t.max. 60°C RPE plastic flow regulating valve inlet white | | |
| For models: | K1700, K2700 | | |
















| | | | |
|---|---|-----------------|--------------------|
|  | | | |
| 1 | | | |
| Part No. | 370742 | Ref. No. | 0015214 DW15214 |
| description | solenoid valve double straight 230VAC inlet 3/4" outlet 11.5mm input 10-12l/min t.max. 60°C RPE plastic flow regulating valve inlet white 1NO/1NC | | |

| | | | |
|---|--|-----------------|------------------------|
| 3-fold | | | |
|  | | | |
| 1 | | | |
| Part No. | 371153 | Ref. No. | 002000095 DW2000095 |
| description | solenoid valve triple angled 24V inlet 3/4" outlet 14mm input 10-12l/min t.max. 60°C RPE plastic flow regulating valve inlet white | | |
| For models: | K1700, K2700 | | |

| | | | |
|--|---|-----------------|--------------------|
| TP | | | |
|  | | | |
|  | | | |
| 1 | | | |
| Part No. | 370021 | Ref. No. | 0015098 DW15098 |
| description | solenoid valve double straight 230VAC inlet 3/4" outlet 11.5mm DN10 TP flow regulating valve inlet white | | |
| For models: | AQUA-35, AQUA-35-RL09, AQUA-37, AQUA-37-RL09, AQUA-40, AQUA-40-RL09, AQUA-50, AQUA-80, DUPLA-35, DUPLA-37, DUPLA-40, DUPLA-45, DUPLA-50, HOOD-110, HOOD-110-E, HOOD-130, HOOD-130-ELETRONICA, HOOD800SP-3D-GOGGLES-IMAX, K100, K35, K36, K37, K40, K40-LUX, K45, K60, K70, KP130-ELETRONICA, KP70-EL, KP85-EL, LUX-40, LUX-40-ELETRONICA, LUX-60, LUX-60-ELETRONICA, LUX-70-EL, LUX-85, LUX-85-ELETRONICA | | |

| | | | | |
|---|-----------------|--------|-----------------|---|
| spare parts for | 370021 | | | |
|  | Part No. | 371013 | Ref. No. | — |
| solenoid coil TP 230VAC 50/60Hz | | | | |
| accessories for | 370021 | | | |
|  | Part No. | 371220 | Ref. No. | — |
| reducer TP flow rate 3l/min red tolerance ±15% | | | | |
|  | Part No. | 371221 | Ref. No. | — |
| reducer TP flow rate 5.5l/min yellow tolerance ±15% | | | | |
|  | Part No. | 371222 | Ref. No. | — |
| reducer TP flow rate 6l/min grey tolerance ±15% | | | | |
|  | Part No. | 371223 | Ref. No. | — |
| reducer TP flow rate 10l/min white tolerance ±15% | | | | |
|  | Part No. | 371224 | Ref. No. | — |
| reducer TP flow rate 12l/min bronze tolerance ±15% | | | | |

| | | | | |
|---|-----------------|--------|-----------------|-----------------------------|
| accessories for | 370021 | | | |
|  | Part No. | 371225 | Ref. No. | — |
| reducer TP flow rate 16l/min light brown tolerance ±15% | | | | |
|  | Part No. | 371226 | Ref. No. | — |
| reducer TP flow rate 20l/min red tolerance ±15% | | | | |
|  | Part No. | 371230 | Ref. No. | — |
| reducer TP flow rate 0.25l/min red tolerance ±25% | | | | |
|  | Part No. | 371231 | Ref. No. | — |
| reducer TP flow rate 0.35l/min violet tolerance ±25% | | | | |
|  | Part No. | 371232 | Ref. No. | — |
| reducer TP flow rate 0.5l/min orange tolerance ±25% | | | | |
|  | Part No. | 371233 | Ref. No. | — |
| reducer TP flow rate 0.8l/min white tolerance ±25% | | | | |
|  | Part No. | 371234 | Ref. No. | — |
| reducer TP flow rate 1l/min light blue tolerance ±25% | | | | |
|  | Part No. | 371235 | Ref. No. | — |
| reducer TP flow rate 1.2l/min brown tolerance ±25% | | | | |
|  | Part No. | 371236 | Ref. No. | — |
| reducer TP flow rate 1.5l/min light brown tolerance ±25% | | | | |
|  | Part No. | 371237 | Ref. No. | — |
| reducer TP flow rate 2.5l/min yellow tolerance ±25% | | | | |
|  | Part No. | 371238 | Ref. No. | 0015115 15115 DW15115 |
| reducer TP flow rate 3.4l/min dark green tolerance ±25% | | | | |
|  | Part No. | 371239 | Ref. No. | — |
| reducer TP flow rate 5l/min black tolerance ±25% | | | | |
|  | Part No. | 371240 | Ref. No. | — |
| reducer TP flow rate 8l/min blue tolerance ±20% | | | | |




| | | | | |
|--|--|-----------------|------------------------|---|
|  | | | | |
|  | | | | |
| 1 | | | | |
| Part No. | 370022 | Ref. No. | 003000101 DW3000101 | |
| description | solenoid valve double straight 230VAC inlet 3/4" outlet 14mm DN10 TP | | | |
| For models: | K1600, K1800, K2100 | | | |
| spare parts for | 370022 | | | |
|  | Part No. | 371013 | Ref. No. | — |
| solenoid coil TP 230VAC 50/60Hz | | | | |

Table continues overleaf



| accessories for | | 370022 | |
|---|--|--------|--------------------------------------|
|  | Part No. | 371220 | Ref. No. — |
| | reducer TP flow rate 3l/min red tolerance ±15% | | |
|  | Part No. | 371221 | Ref. No. — |
| | reducer TP flow rate 5.5l/min yellow tolerance ±15% | | |
|  | Part No. | 371222 | Ref. No. — |
| | reducer TP flow rate 6l/min grey tolerance ±15% | | |
|  | Part No. | 371223 | Ref. No. — |
| | reducer TP flow rate 10l/min white tolerance ±15% | | |
|  | Part No. | 371224 | Ref. No. — |
| | reducer TP flow rate 12l/min bronze tolerance ±15% | | |
|  | Part No. | 371225 | Ref. No. — |
| | reducer TP flow rate 16l/min light brown tolerance ±15% | | |
|  | Part No. | 371226 | Ref. No. — |
| | reducer TP flow rate 20l/min red tolerance ±15% | | |
|  | Part No. | 371230 | Ref. No. — |
| | reducer TP flow rate 0.25l/min red tolerance ±25% | | |
|  | Part No. | 371231 | Ref. No. — |
| | reducer TP flow rate 0.35l/min violet tolerance ±25% | | |
|  | Part No. | 371232 | Ref. No. — |
| | reducer TP flow rate 0.5l/min orange tolerance ±25% | | |
|  | Part No. | 371233 | Ref. No. — |
| | reducer TP flow rate 0.8l/min white tolerance ±25% | | |
|  | Part No. | 371234 | Ref. No. — |
| | reducer TP flow rate 1l/min light blue tolerance ±25% | | |
|  | Part No. | 371235 | Ref. No. — |
| | reducer TP flow rate 1.2l/min brown tolerance ±25% | | |
|  | Part No. | 371236 | Ref. No. — |
| | reducer TP flow rate 1.5l/min light brown tolerance ±25% | | |
|  | Part No. | 371237 | Ref. No. — |
| | reducer TP flow rate 2.5l/min yellow tolerance ±25% | | |
|  | Part No. | 371238 | Ref. No. 0015115 15115 DW15115 |
| | reducer TP flow rate 3.4l/min dark green tolerance ±25% | | |
|  | Part No. | 371239 | Ref. No. — |
| | reducer TP flow rate 5l/min black tolerance ±25% | | |
|  | Part No. | 371240 | Ref. No. — |
| | reducer TP flow rate 8l/min blue tolerance ±20% | | |















| Part No. | 370018 | Ref. No. | 003000100 DW3000100 |
|---|--|----------|------------------------|
| description | solenoid valve single straight 230VAC inlet 3/4" outlet 14mm DN10 TP | | |
| spare parts for | 370018 | | |
|  | Part No. | 371013 | Ref. No. — |
| | solenoid coil TP 230VAC 50/60Hz | | |
| accessories for | 370018 | | |
|  | Part No. | 371220 | Ref. No. — |
| | reducer TP flow rate 3l/min red tolerance ±15% | | |
|  | Part No. | 371221 | Ref. No. — |
| | reducer TP flow rate 5.5l/min yellow tolerance ±15% | | |
|  | Part No. | 371222 | Ref. No. — |
| | reducer TP flow rate 6l/min grey tolerance ±15% | | |
|  | Part No. | 371223 | Ref. No. — |
| | reducer TP flow rate 10l/min white tolerance ±15% | | |
|  | Part No. | 371224 | Ref. No. — |
| | reducer TP flow rate 12l/min bronze tolerance ±15% | | |
|  | Part No. | 371225 | Ref. No. — |
| | reducer TP flow rate 16l/min light brown tolerance ±15% | | |
|  | Part No. | 371226 | Ref. No. — |
| | reducer TP flow rate 20l/min red tolerance ±15% | | |
|  | Part No. | 371230 | Ref. No. — |
| | reducer TP flow rate 0.25l/min red tolerance ±25% | | |
|  | Part No. | 371231 | Ref. No. — |
| | reducer TP flow rate 0.35l/min violet tolerance ±25% | | |
|  | Part No. | 371232 | Ref. No. — |
| | reducer TP flow rate 0.5l/min orange tolerance ±25% | | |
|  | Part No. | 371233 | Ref. No. — |
| | reducer TP flow rate 0.8l/min white tolerance ±25% | | |
|  | Part No. | 371234 | Ref. No. — |
| | reducer TP flow rate 1l/min light blue tolerance ±25% | | |
|  | Part No. | 371235 | Ref. No. — |
| | reducer TP flow rate 1.2l/min brown tolerance ±25% | | |
|  | Part No. | 371236 | Ref. No. — |
| | reducer TP flow rate 1.5l/min light brown tolerance ±25% | | |

Table continues overleaf



| accessories for | | 370018 | | |
|---|---|----------|-----------------------------|--|
| Part No. | 371237 | Ref. No. | — | |
|  | reducer TP flow rate 2.5l/min yellow tolerance ±25% | | | |
| Part No. | 371238 | Ref. No. | 0015115 15115 DW15115 | |
|  | reducer TP flow rate 3.4l/min dark green tolerance ±25% | | | |
| Part No. | 371239 | Ref. No. | — | |
|  | reducer TP flow rate 5l/min black tolerance ±25% | | | |
| Part No. | 371240 | Ref. No. | — | |
|  | reducer TP flow rate 8l/min blue tolerance ±20% | | | |

spare parts and accessories

reducers


outlet side



| 1 | | | | |
|--------------------|--|----------|--------------------|--|
| Part No. | 371238 | Ref. No. | 0015115 DW15115 | |
| description | reducer TP flow rate 3.4l/min dark green tolerance ±25% | | | |
| For models: | AQUA-35, AQUA-35-RL09, AQUA-37, AQUA-37-RL09, AQUA-40, AQUA-40-RL09, AQUA-50, AQUA-80, DUPLA-35, DUPLA-37, DUPLA-40, DUPLA-45, DUPLA-50, HOOD-110, HOOD-110-E, HOOD800SP-3D-GOGGLES-IMAX, KP130-ELETTRONICA, KP70-EL, KP85-EL, LUX-40, LUX-40-ELETTRONICA, LUX-60, LUX-60-ELETTRONICA, LUX-70-EL, LUX-85, LUX-85-ELETTRONICA | | | |

various



| 1 | | | | |
|---|---|----------|--------------------|--|
| Part No. | 370636 | Ref. No. | 0015213 DW15213 | |
| description | solenoid valve single CO 230VAC outlet 10.5mm MILANO 00168401 plastic 3-ways inlet 10.5mm 50/60Hz male faston 6.3mm | | | |
| For models: | AQUA-35-RL09, AQUA-37-RL09, AQUA-40-RL09 | | | |
| accessories for | | 370636 | | |
| Part No. | 371142 | Ref. No. | — | |
|  | reducer for solenoid valve ø 8.2mm | | | |

metal

BÜRKERT

solenoid valves (various)



| 1 | | | | |
|--------------------|--|----------|------------------------|--|
| Part No. | 370464 | Ref. No. | 003002030 DW3002030 | |
| description | solenoid valve 2-ways 24VAC connection 1/2" DN 13mm t.max. -10 up to +90°C membranes NBR p max 10bar brass water | | | |
| For models: | BB-2500, F, FP, K14, K1600, K1600-ALTA-VELOCITA, K1800, K2100, K2200, K2500, K26, K26A, K3000, K3000+K10, K3100, K3100+K10, K3300, K3800, K3800+K10, K4000, K4400, K4400+K10, K5400, K5400+K10, KP2300, KP2300+KP23, KP2800, KP3000, KP4000, KT-1500, Optional-Steam | | | |

pressure switches

for warewashing

ø 58mm with male faston 6.3mm

with connection horizontal





| 1 | | | | |
|--------------------|---|----------|--------------------|--|
| Part No. | 541136 | Ref. No. | 0080225 DW80225 | |
| description | pressure control pressure range 100/18mbar connection 6mm ø 58mm pressure connection horizontal warewashing | | | |
| For models: | KP200, KP200-ELETTRONICA, KP70-EL, LUX-60-ELETTRONICA, LUX-61-ELETTRONICA, LUX-70-EL | | | |





| 1 | | | | |
|--------------------|---|----------|--------------------|--|
| Part No. | 541975 | Ref. No. | 0090023 DW90023 | |
| description | pressure control pressure range 190/60mbar connection 6mm ø 58mm pressure connection horizontal warewashing pressure connection ø 5.5mm | | | |



| | | | |
|---|--|-----------------|--------------------|
|  | | | |
| 1 | | | |
| Part No. | 541619 | Ref. No. | 0088110 DW88110 |
| description | pressure control pressure range 250/40mbar connection 6mm ø 58mm pressure connection ø 6mm | | |
| For models: | BB-2500, F, FP, GR300, GR800, HOOD-130, HOOD-130-ELETTRONICA, K120, K1600, K1600-ALTA-VELOCITA, K1700, K1800, K2100, K2200, K2500, K2700, K3000, K3000+K10, K3100, K3100+K10, K3300, K3800, K3800+K10, K4000, K4400, K4400+K10, K5400, K5400+K10, KP130-ELETTRONICA, KP202-E, KP2300, KP2300+KP23, KP2800, KP300, KP3000, KP300-ELETTRONICA, KP302-E, KP400, KP4000, KP400-ELETTRONICA, KP402-E, KT-1500 | | |


| | | | |
|---|---|-----------------|------------------------|
|  | | | |
| 1 | | | |
| Part No. | 541314 | Ref. No. | 0010706/A DW10706/A |
| description | pressure control pressure range 46/26mbar connection 6mm ø 58mm pressure connection horizontal warewashing pressure connection ø 6mm | | |
| For models: | AQUA-35, AQUA-35-RL09, AQUA-37, AQUA-37-RL09, AQUA-40, AQUA-40-RL09, AQUA-50, AQUA-80, DUPLA-35, DUPLA-37, DUPLA-40, DUPLA-45, DUPLA-50, F, FP, GR300, GR800, HOOD-110, HOOD-110-E, HOOD-130, HOOD-130-ELETTRONICA, HOOD800SP-3D-GOG GLES-IMAX, K120, K2500, K35, K36, K37, K3800, K3800+K10, K40, K4000, K40-LUX, K41-LUX, K4400, K4400+K10, K45, K50, K5400, K5400+K10, K60, K70, K80, K90, KP130-ELETTRONICA, KP151, KP151-E, KP202-E, KP302-E, KP402-E, KP70-EL...(Other models you can see in the webshop) | | |

| | | | |
|---|--|-----------------|----------------------|
|  | | | |
| 1 | | | |
| Part No. | 541133 | Ref. No. | 00540450 DW540450 |
| description | pressure control pressure range 60/25mbar connection male faston 6.3mm ø 58mm pressure connection horizontal warewashing pressure connection ø 6mm | | |
| For models: | LUX-40-ELETTRONICA | | |

| | | | |
|---|--|-----------------|--------------------------|
|  | | | |
| 1 | | | |
| Part No. | 541311 | Ref. No. | 0010300026 DW10300026 |
| description | pressure control pressure range 76/38mbar connection 6mm ø 58mm pressure connection horizontal warewashing pressure connection ø 6mm | | |
| For models: | K100, K90, KP150, KP151, KP200, KP85-EL, LUX-61-ELETTRONICA, LUX-85, LUX-85-ELETTRONICA | | |

| | | | |
|--|--|-----------------|--------------------|
|  | | | |
| 1 | | | |
| Part No. | 541312 | Ref. No. | 0075950 DW75950 |
| description | pressure control pressure range 86/59mbar connection 6mm ø 58mm pressure connection horizontal warewashing pressure connection ø 6mm | | |
| For models: | HOOD-110, HOOD-110-E, KP149, KP151, KP151-E, LUX-41-ELETTRONICA, LUX-60-ELETTRONICA | | |

pressure transmitters

| | | | |
|--|---|-----------------|----------------------|
|  | | | |
| 1 | | | |
| Part No. | 541149 | Ref. No. | 00540205 DW540205 |
| description | pressure transmitter pressure range 0-30mbar output voltage 0.5-3.5VDC input voltage 5VDC max 200mbar | | |

miscellaneous

| | | | |
|--|---|-----------------|----------------------|
|  | | | |
| 1 | | | |
| Part No. | 541976 | Ref. No. | 00590100 DW590100 |
| description | pressure control pressure range -10/-20mbar connection M8x1.25 ø 38mm | | |

| | | | |
|--|--|-----------------|------------------------|
|  | | | |
| 1 | | | |
| Part No. | 541977 | Ref. No. | 003060195 DW3060195 |
| description | pressure control pressure range 200-3000mbar connection 1/4" ø 38mm 250V 1C0 16A MA-TER pressure connection 1/4" | | |



flow meters and flow sensors

flow meters

miscellaneous



1

| | | | |
|--------------------|---|-----------------|--------------------|
| Part No. | 402680 | Ref. No. | 0050583 DW50583 |
| description | flow meter pressure range 0.2-10bar connection 10mm L 69mm | | |
| For models: | KP70-EL, KP85-EL, LUX-40-ELETTRONICA, LUX-41-ELETTRONICA, LUX-60-ELETTRONICA, LUX-61-ELETTRONICA, LUX-70-EL, LUX-85-ELETTRONICA | | |

fans

axial fans

import



1

| | | | |
|--------------------|--|-----------------|------------------------|
| Part No. | 601601 ¹ | Ref. No. | 003000118 DW3000118 |
| description | axial fan L 119mm W 119mm H 38mm 230VAC 50/60Hz 22W bearing slide bearing manuf. no. DP200A2123XST.GN SUNON input current 0.14A | | |
| For models: | BB-2500, F, FP, K1600, K1600-ALTA-VELOCITA, K1700, K1800, K2100, K2200, K2500, K2700, K3000, K3000+K10, K3100, K3100+K10, K3300, K3800, K3800+K10, K4000, K4400, K4400+K10, K5400, K5400+K10, KP2300, KP2300+KP23, KP2800, KT-1500 | | |

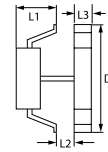
¹with slide bearings

hot air fans

miscellaneous



1



| | | | |
|--------------------|--|-----------------|------------------------|
| Part No. | 602149 | Ref. No. | 003000300 DW3000300 |
| description | fan motor 230/400V 0.55W type N552 | | |
| For models: | K11, K11A, K13, K1600, K1600-ALTA-VELOCITA, K1700, K1800, K2100, K2200, K2500, K2700, K3000, K3000+K10, K3100, K3100+K10, K3300, K3800, K3800+K10, K4000, K4400, K4400+K10, K5400, K5400+K10 | | |

motors

gear motors

for dishwashers



1

| | | | |
|--------------------|---|-----------------|------------------------|
| Part No. | 501405 | Ref. No. | 003000120 DW3000120 |
| description | motor without gearbox 180/220W 230/400-280/480V 50/60Hz 3 phase 1.2/0.7-1.15/0.67A shaft ø 11mm shaft length 26mm flange ø 89mm 1340/1608rpm type MS63B-4 ø 119mm H 163mm L 215mm E.M.C. for drying 0.18/0.22kW | | |
| For models: | F, FP, K14, K15, K1800, K2100, K2200, K2500, K26, K3000, K3000+K10, K3100, K3100+K10, K3300, K3800, K3800+K10, K4000, K4400, K4400+K10, K5400, K5400+K10, KP2300, KP2300+KP23, KP2800, KP3000, KP4000, KT-1500 | | |



motors

for dishwashers



1

| | | | |
|--------------------|--|-----------------|------------------------|
| Part No. | 501477 | Ref. No. | 003000110 DW3000110 |
| description | motor 260W 400V 50Hz 0.8A shaft ø 14mm shaft length 40mm flange ø 156mm 900rpm ø 140mm H 215mm OLYMPIA 0.26kW | | |
| For models: | K1600-ALTA-VELOCITA, K1700, K2100, K22, K2200, K23, K24, K2500, K2700, K3000, K3000+K10, K3100, K3100+K10, K3300, K3800, K3800+K10, K4000, K4400, K4400+K10, K5400, K5400+K10, KP2300, KP2300+KP23, KP2800, KP3000, KP4000 | | |



2

| | | | |
|--------------------|---|-----------------|------------------------|
| Part No. | 501405 | Ref. No. | 003000120 DW3000120 |
| description | motor without gearbox 180/220W 230/400-280/480V 50/60Hz 3 phase 1.2/0.7-1.15/0.67A shaft ø 11mm shaft length 26mm flange ø 89mm 1340/1608rpm type MS63B-4 ø 119mm H 163mm L 215mm E.M.C. for drying 0.18/0.22kW | | |
| For models: | F, FP, K14, K15, K1800, K2100, K2200, K2500, K26, K3000, K3000+K10, K3100, K3100+K10, K3300, K3800, K3800+K10, K4000, K4400, K4400+K10, K5400, K5400+K10, KP2300, KP2300+KP23, KP2800, KP3000, KP4000, KT-1500 | | |

pumps




wash and rinse pumps

ALBA (C&A)

pumps








1



| | | | |
|---|--|-----------------|--|
| Part No. | 500298 | Ref. No. | N/A |
| description | pump inlet ø 28mm outlet ø 28mm type C.902SX 230V 50Hz 1 phase 0.074kW 0.1HP L 200mm rotation direction right capacitor 6.3µF ALBA PUMPS (C&A) | | |
| spare parts for | 500298 | | |
|  | Part No. | 365012 | Ref. No. — |
| | operating capacitor capacity 6.3µF 450V tolerance 5% 50Hz ambient temperature max. -25 to +85°C ø 30mm L 61mm M8 plastic connection male faston 6.3mm protection | | |
|  | Part No. | 510693 | Ref. No. 0010200055 0015080 0015080/E 10200055 15080 15080/E DW10200055 DW15080 DW15080/E |
| | mechanical shaft seal for shaft ø 12mm slide ring ext. ø 24mm slide ring H 15.5mm slide ring int. ø 11mm counter ring mounting ø 24mm height counter ring 8mm counter ring int. ø 13.5mm | | |
|  | Part No. | 532490 | Ref. No. — |
| | O-ring EPDM thickness 2.62mm ID ø 72.69mm Qty 1 pcs | | |



1

| | | | |
|---|--|-----------------|--|
| Part No. | 499016 | Ref. No. | N/A |
| description | pump inlet ø 62mm outlet ø 52mm type CM12040 230/400V 50Hz 3 phase 1.47kW 2HP L 342mm rotation direction left ALBA PUMPS (C&A) | | |
| spare parts for | 499016 | | |
|  | Part No. | 508395 | Ref. No. — |
| | pump cover ALBA PUMPS (C&A) inlet ø 62mm outlet ø 52mm turn direction left ø 180mm ID ø 150mm inner height 38mm | | |
|  | Part No. | 510693 | Ref. No. 0010200055 0015080 0015080/E 10200055 15080 15080/E DW10200055 DW15080 DW15080/E |
| | mechanical shaft seal for shaft ø 12mm slide ring ext. ø 24mm slide ring H 15.5mm slide ring int. ø 11mm counter ring mounting ø 24mm height counter ring 8mm counter ring int. ø 13.5mm | | |
|  | Part No. | 521039 | Ref. No. — |
| | fanwheel cover ID ø 156mm ED ø 161mm H 76mm for wash pump | | |
|  | Part No. | 521532 | Ref. No. — |
| | pump cover bottom part | | |

| | | | |
|--|-------------|-----------------|------------------------------|
|  | | | |
| 1 | | | |
| Part No. | 500532 | Ref. No. | 0010300057/A DW10300057/A |
| description | pump | | |
| For models: | K120, KP149 | | |

| | | | |
|---|--|-----------------|---|
|  | | | |
| 1 | | | |
| Part No. | 499004 | Ref. No. | 0010501/C old DW10501/C old |
| description | pump inlet ø 28mm outlet ø 26mm type 1291.1670 230V 50Hz 1 phase 0.07kW 0.1HP L 195mm rotation direction right capacitor 5µF FIR | | |
| spare parts for | 499004 | | |
|  | Part No. | 365017 | Ref. No. 0010702 10702 DW10702 |
| | operating capacitor capacity 5µF 450V tolerance 5% 50/60Hz ambient temperature max. -25 to +85°C ø 28mm L 54mm M8 plastic connection male faston 6.3mm 16.10.08 protection | | |

FIR






pumps








1

| | | | |
|--------------------|--------|-----------------|------------------------|
| Part No. | 500531 | Ref. No. | 001030057 DW1030057 |
| description | pump | | |



| | | | |
|---|--|-----------------|--|
| Part No. | 501446 | Ref. No. | 0010508 Dw10508 |
| description | pump inlet \varnothing 28mm outlet \varnothing 26mm type 4213E2250 220-240V 50Hz 1 phase 0.19kW 0.26HP L 190mm rotation direction left capacitor 5 μ F FIR | | |
| For models: | HOOD-130, HOOD-130-ELETTRONICA, LUX-60, LUX-60-ELETTRONICA | | |
| spare parts for | 501446 | | |
|  | Part No. | 365017 | Ref. No. 0010702 10702 DW10702 |
| | operating capacitor capacity 5 μ F 450V tolerance 5% 50/60Hz ambient temperature max. -25 to +85°C \varnothing 28mm L 54mm M8 plastic connection male faston 6.3mm 16.10.08 protection | | |
|  | Part No. | 510384 | Ref. No. — |
| | pump cover inlet \varnothing 28mm outlet \varnothing 26mm \varnothing 100mm ID \varnothing 76mm | | |
|  | Part No. | 510695 | Ref. No. 0010505 10505 DW10505 |
| | mechanical shaft seal height counter ring 5.5mm ID \varnothing 11mm | | |
|  | Part No. | 521203 | Ref. No. — |
| | impellor \varnothing 72mm H 18mm thread M7 shaft \varnothing 11mm shaft length 32mm blades 3 | | |
|  | Part No. | 521703 | Ref. No. 0010506 003786579 10506 3786579 DW10506 DW3786579 |
| | pump cover gasket EPDM thickness 2.5mm ID \varnothing 75mm Qty 1 pcs | | |



| | | | |
|---|---|-----------------|---|
| Part No. | 500527 | Ref. No. | 0015908/A DW15908/A |
| description | pump inlet \varnothing 60mm outlet \varnothing 50/30mm type 2233.B140 230V 50Hz 1 phase 0.55kW 0.75HP L 210mm rotation direction right capacitor 12.5 μ F FIR inlet \varnothing 60mm | | |
| For models: | K60, LUX-60, LUX-60-ELETTRONICA | | |
| spare parts for | 500527 | | |
|  | Part No. | 365014 | Ref. No. — |
| | operating capacitor capacity 12.5 μ F 450V tolerance 5% ambient temperature max. -25 to +85°C \varnothing 35mm L 70mm M8 plastic connection male faston 6.3mm 45S.C3DS.12.5 protection | | |
|  | Part No. | 510552 | Ref. No. 0015079/D 15079/D DW15079/D |
| | pump cover gasket pump type 1292-2/3942/3981/3911/3983 | | |
|  | Part No. | 510608 | Ref. No. 0015019/B 0015079/B 15019/B 15079/B DW15019/B DW15079/B |
| | impellor \varnothing 93mm H 32mm shaft intake \varnothing 9/8mm blades 6 inner height 11mm | | |
|  | Part No. | 510692 | Ref. No. — |
| | mechanical shaft seal for shaft \varnothing 11mm slide ring ext. \varnothing 24mm slide ring H 13mm counter ring mounting \varnothing 26mm height counter ring 8mm counter ring int. \varnothing 14mm | | |
|  | Part No. | 521511 | Ref. No. 0015031/E 0015031/E +0012524 15031/E 15031/ E+12524 DW15031/E DW15031/ E+DW12524 |
| | pump cover inlet \varnothing 60mm outlet \varnothing 50/30mm supporting pressure M12x1.75 supporting pressure open pump type 2233 turn direction right \varnothing 160mm ID \varnothing 120mm inner height 23mm | | |








1






| | | | |
|---|--|-----------------|--|
| Part No. | 500528 | Ref. No. | 0015908/D DW15908/D |
| description | pump inlet ø 60mm outlet ø 50mm type 4233.1500 230V 50Hz 1 phase 0.74kW 1HP L 220mm rotation direction right capacitor 16µF FIR | | |
| For models: | K70, LUX-60, LUX-60-ELETRONICA | | |
| spare parts for | 500528 | | |
|  | Part No. | 365021 | Ref. No. — |
| | operating capacitor capacity 16µF 425V tolerance 5% 50/60Hz ambient temperature max. -25 to +85°C ø 35mm L 73mm single M8 plastic connection male faston 6.3mm 416.10.99 protection | | |
|  | Part No. | 510552 | Ref. No. 0015079/D 15079/D DW15079/D |
| | pump cover gasket pump type 1292-2/3942/3981/3911/3983 | | |
|  | Part No. | 510693 | Ref. No. 0010200055 0015080 0015080/E 10200055 15080 15080/E DW10200055 DW15080 DW15080/E |
| | mechanical shaft seal for shaft ø 12mm slide ring ext. ø 24mm slide ring H 15.5mm slide ring int. ø 11mm counter ring mounting ø 24mm height counter ring 8mm counter ring int. ø 13.5mm | | |
|  | Part No. | 517319 | Ref. No. 0012524 12524 DW12524 |
| | hose connector T1: M12x1.75 hose ø 11mm brass | | |
|  | Part No. | 521177 | Ref. No. 0015912 15912 DW15912 |
| | impellor ø 93mm H 23mm thread M10L suitable for FIR | | |
|  | Part No. | 521511 | Ref. No. 0015031/E 0015031/E +0012524 15031/E 15031/ E+12524 DW15031/E DW15031/ E+DW12524 |
| | pump cover inlet ø 60mm outlet ø 50/30mm supporting pressure M12x1.75 supporting pressure open pump type 2233 turn direction right ø 160mm ID ø 120mm inner height 23mm | | |







1

| | | | |
|---|---|-----------------|---|
| Part No. | 499139 | Ref. No. | 0080912 DW80912 |
| description | pump inlet ø 62mm outlet ø 62mm type 2275.2722 230/400V 50Hz 3 phase 2.6kW L 400mm rotation direction right FIR | | |
| For models: | KP400, KP400-ELETRONICA, KP402-E, Optional-Steam, Pumps | | |
| spare parts for | 499139 | | |
|  | Part No. | 510687 | Ref. No. 0080912/B 80912/B DW80912/B |
| | mechanical shaft seal for shaft ø 18mm height counter ring 8mm ID ø 17mm ED ø 39mm H 15mm mounting ø 42mm int. ø 1 21mm | | |
|  | Part No. | 521026 | Ref. No. 0080912/D 80912/D DW80912/D |
| | pump cover gasket ID ø 182.5mm thickness 5x4.5mm | | |
|  | Part No. | 521028 | Ref. No. 0080912/C 80912/C DW80912/C |
| | pump cover FIR inlet ø 62mm outlet ø 62mm turn direction right ø 215mm ID ø 175mm inner height 40mm | | |
|  | Part No. | 521277 | Ref. No. 0080912/A 80912/A DW80912/A |
| | impellor ø 135mm H 39mm pump type Fir 2275 - 3.6HP thread M14L | | |
|  | Part No. | 524676 | Ref. No. — |
| | fan wheel ø 160mm shaft intake ø 24mm plastic blades 12 W 30mm | | |




| | | | |
|---|--|-----------------|--|
| 1 | | | |
| Part No. | 500155 | Ref. No. | 0010300058 DW10300058 |
| description | pump inlet ø 63mm outlet ø 47mm type 1225 230V 50Hz 1 phase 1.1kW 1.5HP L 335mm rotation direction right capacitor 31.5µF FIR | | |
| spare parts for | 500155 | | |
|  | Part No. | 365016 | Ref. No. — |
| | operating capacitor capacity 31.5µF 400V tolerance 5%Hz ambient temperature max. -25 to +85°C ø 45mm L 95mm M8 plastic connection male faston 6.3mm protection | | |
|  | Part No. | 510602 | Ref. No. — |
| | impellor ø 110mm H 34mm rotation direction right thread M8L shaft ø 28mm seat ø 12.2mm blades 6 | | |
|  | Part No. | 510693 | Ref. No. 0010200055 0015080 0015080/E 10200055 15080 15080/E DW10200055 DW15080 DW15080/E |
| | mechanical shaft seal for shaft ø 12mm slide ring ext. ø 24mm slide ring H 15.5mm slide ring int. ø 11mm counter ring mounting ø 24mm height counter ring 8mm counter ring int. ø 13.5mm | | |
|  | Part No. | 521513 | Ref. No. 0010200222 10200222 DW10200222 |
| | pump cover FIR inlet ø 63mm outlet ø 47mm turn direction right ID ø 150mm inner height 32mm | | |
|  | Part No. | 524416 | Ref. No. 0010200290 10200290 DW10200290 |
| | pump cover gasket thickness 4x4mm Qty 1 pcs | | |



| | | | |
|---|--|-----------------|--|
| 1 | | | |
| Part No. | 500023 | Ref. No. | 0010300057 DW10300057 |
| description | pump inlet ø 63mm outlet ø 47mm type 1225.2725 230/400V 50Hz 3 phase 1.1kW 1.5HP L 335mm rotation direction right FIR | | |
| spare parts for | 500023 | | |
|  | Part No. | 510602 | Ref. No. — |
| | impellor ø 110mm H 34mm rotation direction right thread M8L shaft ø 28mm seat ø 12.2mm blades 6 | | |
|  | Part No. | 510693 | Ref. No. 0010200055 0015080 0015080/E 10200055 15080 15080/E DW10200055 DW15080 DW15080/E |
| | mechanical shaft seal for shaft ø 12mm slide ring ext. ø 24mm slide ring H 15.5mm slide ring int. ø 11mm counter ring mounting ø 24mm height counter ring 8mm counter ring int. ø 13.5mm | | |
|  | Part No. | 521513 | Ref. No. 0010200222 10200222 DW10200222 |
| | pump cover FIR inlet ø 63mm outlet ø 47mm turn direction right ID ø 150mm inner height 32mm | | |
|  | Part No. | 524416 | Ref. No. 0010200290 10200290 DW10200290 |
| | pump cover gasket thickness 4x4mm Qty 1 pcs | | |



1

| | | | |
|---|---|-----------------|---|
| Part No. | 499297 | Ref. No. | 0088106 DW88106 |
| description | pump inlet ø 63mm outlet ø 53mm type 1205.2820 230/400V 50Hz 3 phase 2.7HP L 330mm rotation direction left FIR | | |
| For models: | F, FP, K2100, K2200, K2500, K3000, K3000+K10, K3100, K3100+K10, K3300, K3800, K3800+K10, K4000, K4400, K4400+K10, K5400, K5400+K10, KP151, KP151-E, KP2300, KP2300+KP23, KP300, KP3000, KP300-ELETTRONICA, KP302-E, KP4000, Optional-Steam, Pumps | | |
| spare parts for | 499297 | | |
|  | Part No. | 510357 | Ref. No. 0088222 88222 DW88222 |
| | impellor ø 124mm H 34/16mm thread M8R blades 6 | | |
|  | Part No. | 510523 | Ref. No. |
| | fan wheel ø 142mm shaft intake ø 15mm blades 12 | | |
|  | Part No. | 510531 | Ref. No. |
| | pump cover FIR inlet ø 63mm outlet ø 53mm auxiliary pressure connection M16x1.5mm supporting pressure open turn direction left ø 185mm ID ø 150mm inner hight 37mm | | |
|  | Part No. | 510693 | Ref. No. 0010200055 0015080 0015080/E 10200055 15080 15080/E DW10200055 DW15080 DW15080/E |
| | mechanical shaft seal for shaft ø 12mm slide ring ext. ø 24mm slide ring H 15.5mm slide ring int. ø 11mm counter ring mounting ø 24mm height counter ring 8mm counter ring int. ø 13.5mm | | |

LOWARA

pumps



1

| | | | |
|--------------------|--|-----------------|------------------------|
| Part No. | 499255 | Ref. No. | 0015100/L DW15100/L |
| description | pump inlet ø 1 1/4" IT outlet ø 1" IT type CEAM/70/3/A 220-240V 50Hz 1 phase 0.6kW L 310mm rotation direction left capacitor 14µF LOWARA | | |
| For models: | KP400, KP400-ELETTRONICA | | |

OLYMPIA

pumps



1











| | | | |
|---|--|-----------------|---|
| Part No. | 500521 | Ref. No. | 00135501 DW135501 |
| description | pump inlet ø 1" IT outlet ø 26mm type T33 230V 50Hz 1 phase 0.25kW 0.34HP L 225mm rotation direction right capacitor 5µF auxiliary pressure connection 11mm supporting pressure closed OLYMPIA | | |
| For models: | AQUA-40, K40, Pumps | | |
| spare parts for | 500521 | | |
|  | Part No. | 365017 | Ref. No. 0010702 10702 DW10702 |
| | operating capacitor capacity 5µF 450V tolerance 5% 50/60Hz ambient temperature max. -25 to +85°C ø 28mm L 54mm M8 plastic connection male faston 6.3mm 16.10.08 protection | | |
|  | Part No. | 510693 | Ref. No. 0010200055 0015080 0015080/E 10200055 15080 15080/E DW10200055 DW15080 DW15080/E |
| | mechanical shaft seal for shaft ø 12mm slide ring ext. ø 24mm slide ring H 15.5mm slide ring int. ø 11mm counter ring mounting ø 24mm height counter ring 8mm counter ring int. ø 13.5mm | | |


Table continues overleaf








| | | | |
|---|----------|--------|--|
| spare parts for | | 500521 | |
|  | Part No. | 521256 | Ref. No. |
| | | | 00133505 00135505 133505 135505 DW133505 DW135505 |
| impellor ø 74mm H 14mm thread M10L shaft ø 12mm shaft length 7.5mm blades 8 | | | |
|  | Part No. | 521554 | Ref. No. |
| | | | 00135503 135503 DW135503 |
| pump cover OLYMPIA inlet 1" ø 90mm ID ø 66mm inner high 5mm | | | |
|  | Part No. | 521724 | Ref. No. |
| | | | 00135506 0025029 135506 25029 DW135506 DW25029 |
| O-ring EPDM thickness 1.78mm ID ø 72.75mm Qty 1 pcs | | | |
|  | Part No. | 528800 | Ref. No. |
| | | | 00135502 135502 DW135502 |
| O-ring EPDM thickness 2.62mm ID ø 75.87mm Qty 1 pcs | | | |




| | | | |
|--|----------|--------|--|
| spare parts for | | 499257 | |
|  | Part No. | 365013 | Ref. No. |
| | | | — |
| operating capacitor capacity 8µF 400V tolerance 5%Hz ambient temperature max. -25 to +85°C ø 31.5mm L 55mm M8 plastic connection male faston 6.3mm protection | | | |
|  | Part No. | 509007 | Ref. No. |
| | | | — |
| impellor ø 85mm H 20mm rotation direction left thread M10R shaft ø 12mm shaft length 7.5mm blades 12 | | | |
|  | Part No. | 510693 | Ref. No. |
| | | | 0010200055 0015080 0015080/E 10200055 15080 15080/E DW10200055 DW15080 DW15080/E |
| mechanical shaft seal for shaft ø 12mm slide ring ext. ø 24mm slide ring H 15.5mm slide ring int. ø 11mm counter ring mounting ø 24mm height counter ring 8mm counter ring int. ø 13.5mm | | | |
|  | Part No. | 521167 | Ref. No. |
| | | | — |
| pump cover OLYMPIA inlet ø 1"mm outlet ø 30/30mm ID ø 94mm | | | |





| | | | |
|---|----------|--------|-----------------------------|
| spare parts for | | 499257 | |
|  | Part No. | 521723 | Ref. No. |
| | | | 0018245 18245 DW18245 |
| pump cover gasket EPDM thickness 2mm ID ø 90mm Qty 1 pcs | | | |




| | | | |
|--|----------|--------|--|
| spare parts for | | 499131 | |
|  | Part No. | 365017 | Ref. No. |
| | | | 0010702 10702 DW10702 |
| operating capacitor capacity 5µF 450V tolerance 5% 50/60Hz ambient temperature max. -25 to +85°C ø 28mm L 54mm M8 plastic connection male faston 6.3mm 16.10.08 protection | | | |
|  | Part No. | 510693 | Ref. No. |
| | | | 0010200055 0015080 0015080/E 10200055 15080 15080/E DW10200055 DW15080 DW15080/E |
| mechanical shaft seal for shaft ø 12mm slide ring ext. ø 24mm slide ring H 15.5mm slide ring int. ø 11mm counter ring mounting ø 24mm height counter ring 8mm counter ring int. ø 13.5mm | | | |
|  | Part No. | 521168 | Ref. No. |
| | | | — |
| pump cover OLYMPIA inlet ø 1"mm outlet ø 30mm pump type T.19DX | | | |
|  | Part No. | 521169 | Ref. No. |
| | | | — |
| impellor ø 64mm H 15mm pump type T.19DX thread M7R shaft ø 12mm shaft length 30mm | | | |
|  | Part No. | 521723 | Ref. No. |
| | | | 0018245 18245 DW18245 |
| pump cover gasket EPDM thickness 2mm ID ø 90mm Qty 1 pcs | | | |







1

| | | | |
|---|--|-----------------|---|
| Part No. | 499258 | Ref. No. | 0015100/QO DW15100/QO |
| description | pump inlet \varnothing 15mm outlet \varnothing 13mm type R63.T33 PRS 400V 50Hz 3 phase 0.25kW L 185mm rotation direction left OLYMPIA | | |
| spare parts for | 499258 | | |
|  | Part No. | 510693 | Ref. No. 0010200055 0015080 0015080/E 10200055 15080 15080/E DW10200055 DW15080 DW15080/E |
| | mechanical shaft seal for shaft \varnothing 12mm slide ring ext. \varnothing 24mm slide ring H 15.5mm slide ring int. \varnothing 11mm counter ring mounting \varnothing 24mm height counter ring 8mm counter ring int. \varnothing 13.5mm | | |
|  | Part No. | 521165 | Ref. No. — |
| | pump cover OLYMPIA inlet \varnothing 15mm outlet \varnothing 13mm pump type R63. T33 PRS | | |
|  | Part No. | 521166 | Ref. No. 0015100/U 15100/U DW15100/U |
| | impellor \varnothing 90mm H 9mm pump type R63.T33 PRS thread M10R shaft \varnothing 12mm shaft length 8mm | | |
|  | Part No. | 525022 | Ref. No. — |
| | O-ring EPDM thickness 1.78mm ID \varnothing 75.92mm Qty 1 pcs | | |








1

| | | | |
|---|--|-----------------|---|
| Part No. | 499095 | Ref. No. | 0015100/DO DW15100/DO |
| description | pump inlet \varnothing 15mm outlet \varnothing 14mm type T.33PRS 230V 50Hz 1 phase 0.25kW L 185mm rotation direction right capacitor 8 μ F OLYMPIA | | |
| For models: | GR300, GR800, HOOD-110, HOOD-130, HOOD-130-ELETTRONICA, KP130-ELETTRONICA, KP151, KP151-E, KP202-E, KP302-E, KP402-E, KP85-EL, LUX-60, LUX-60-ELETTRONICA, LUX-85, LUX-85-ELETTRONICA | | |
| spare parts for | 499095 | | |
|  | Part No. | 365013 | Ref. No. — |
| | operating capacitor capacity 8 μ F 400V tolerance 5%Hz ambient temperature max. -25 to +85°C \varnothing 31.5mm L 55mm M8 plastic connection male faston 6.3mm protection | | |
|  | Part No. | 510693 | Ref. No. 0010200055 0015080 0015080/E 10200055 15080 15080/E DW10200055 DW15080 DW15080/E |
| | mechanical shaft seal for shaft \varnothing 12mm slide ring ext. \varnothing 24mm slide ring H 15.5mm slide ring int. \varnothing 11mm counter ring mounting \varnothing 24mm height counter ring 8mm counter ring int. \varnothing 13.5mm | | |
|  | Part No. | 521165 | Ref. No. — |
| | pump cover OLYMPIA inlet \varnothing 15mm outlet \varnothing 13mm pump type R63. T33 PRS | | |
|  | Part No. | 521166 | Ref. No. 0015100/U 15100/U DW15100/U |
| | impellor \varnothing 90mm H 9mm pump type R63.T33 PRS thread M10R shaft \varnothing 12mm shaft length 8mm | | |




1

| | | | | |
|---|--|-----------------|---|---|
| Part No. | 499318 | Ref. No. | 0010501/A DW10501/A | |
| description | pump inlet \varnothing 28mm outlet \varnothing 28mm type L63.T19 230V 50Hz 1 phase 0.19kW L 185mm rotation direction right capacitor 5 μ F OLYMPIA inlet \varnothing 28mm outlet \varnothing 28mm | | | |
| For models: | AQUA-35, AQUA-37, HOOD-110, HOOD-110-E, HOOD-130, HOOD-130-ELETRONICA, K120, K35, K36, K37, K90, KP130-ELETRONICA, KP149, KP151, KP151-E, KP200-ELETRONICA, KP202-E, KP300-ELETRONICA, KP302-E, KP85-EL, LUX-85, LUX-85-ELETRONICA, Pumps | | | |
| spare parts for | 499318 | | | |
|  | Part No. | 365017 | Ref. No. 0010702 10702 DW10702 | |
| | operating capacitor capacity 5 μ F 450V tolerance 5% 50/60Hz ambient temperature max. -25 to +85°C \varnothing 28mm L 54mm M8 plastic connection male faston 6.3mm 16.10.08 protection | | | |
|  | Part No. | 510693 | Ref. No. 0010200055 0015080 0015080/E 10200055 15080 15080/E DW10200055 DW15080 DW15080/E | |
| | mechanical shaft seal for shaft \varnothing 12mm slide ring ext. \varnothing 24mm slide ring H 15.5mm slide ring int. \varnothing 11mm counter ring mounting \varnothing 24mm height counter ring 8mm counter ring int. \varnothing 13.5mm | | | |
|  | Part No. | 521163 | Ref. No. | — |
| | pump cover OLYMPIA inlet \varnothing 28mm outlet \varnothing 26mm pump type L63.T19 | | | |
|  | Part No. | 521164 | Ref. No. | — |
| | impellor \varnothing 64mm H 15mm pump type L63.T19 thread M7L shaft \varnothing 12mm shaft length 30mm | | | |
|  | Part No. | 521724 | Ref. No. 00135506 0025029 135506 25029 DW135506 DW25029 | |
| | O-ring EPDM thickness 1.78mm ID \varnothing 72.75mm Qty 1 pcs | | | |








1

| | | | | |
|---|--|-----------------|---|---|
| Part No. | 499229 | Ref. No. | 0025021 DW25021 | |
| description | pump inlet \varnothing 28mm outlet \varnothing 30mm type L63.T19 230V 50Hz 1 phase 0.19kW L 215mm rotation direction right capacitor 5 μ F OLYMPIA | | | |
| For models: | AQUA-35-RL09, AQUA-37-RL09 | | | |
| spare parts for | 499229 | | | |
|  | Part No. | 365017 | Ref. No. 0010702 10702 DW10702 | |
| | operating capacitor capacity 5 μ F 450V tolerance 5% 50/60Hz ambient temperature max. -25 to +85°C \varnothing 28mm L 54mm M8 plastic connection male faston 6.3mm 16.10.08 protection | | | |
|  | Part No. | 510693 | Ref. No. 0010200055 0015080 0015080/E 10200055 15080 15080/E DW10200055 DW15080 DW15080/E | |
| | mechanical shaft seal for shaft \varnothing 12mm slide ring ext. \varnothing 24mm slide ring H 15.5mm slide ring int. \varnothing 11mm counter ring mounting \varnothing 24mm height counter ring 8mm counter ring int. \varnothing 13.5mm | | | |
|  | Part No. | 521164 | Ref. No. | — |
| | impellor \varnothing 64mm H 15mm pump type L63.T19 thread M7L shaft \varnothing 12mm shaft length 30mm | | | |
|  | Part No. | 521170 | Ref. No. 0025001 25001 DW25001 | |
| | pump cover OLYMPIA outlet \varnothing 30mm auxiliary pressure connection 11mm pump type L63.T19 | | | |
|  | Part No. | 521724 | Ref. No. 00135506 0025029 135506 25029 DW135506 DW25029 | |
| | O-ring EPDM thickness 1.78mm ID \varnothing 72.75mm Qty 1 pcs | | | |








1






| | | | |
|---|--|-----------------|---|
| Part No. | 499256 | Ref. No. | 0025024 DW25024 |
| description | pump inlet ø 28mm outlet ø 30mm type L63.T40 230V 50Hz 1 phase 0.4kW L 235mm rotation direction right capacitor 5µF OLYMPIA | | |
| For models: | AQUA-37-RL09, AQUA-40-RL09 | | |
| spare parts for | 499256 | | |
|  | Part No. | 365017 | Ref. No. 0010702 10702 DW10702 |
| | operating capacitor capacity 5µF 450V tolerance 5% 50/60Hz ambient temperature max. -25 to +85°C ø 28mm L 54mm M8 plastic connection male faston 6.3mm 16.10.08 protection | | |
|  | Part No. | 510693 | Ref. No. 0010200055 0015080 0015080/E 10200055 15080 15080/E DW10200055 DW15080 DW15080/E |
| | mechanical shaft seal for shaft ø 12mm slide ring ext. ø 24mm slide ring H 15.5mm slide ring int. ø 11mm counter ring mounting ø 24mm height counter ring 8mm counter ring int. ø 13.5mm | | |
|  | Part No. | 521170 | Ref. No. 0025001 25001 DW25001 |
| | pump cover OLYMPIA outlet ø 30mm auxiliary pressure connection 11mm pump type L63.T19 | | |
|  | Part No. | 521171 | Ref. No. 0025024/A 25024/A DW25024/A |
| | impellor ø 74mm H 16mm pump type L63.T40 thread M10L | | |
|  | Part No. | 521724 | Ref. No. 00135506 0025029 135506 25029 DW135506 DW25029 |
| | O-ring EPDM thickness 1.78mm ID ø 72.75mm Qty 1 pcs | | |








1


| | | | |
|---|--|-----------------|---|
| Part No. | 500522 | Ref. No. | 0016042 DW16042 |
| description | pump inlet ø 29mm outlet ø 27mm type T41 230V 50Hz 1 phase 0.29kW 0.4HP L 200mm rotation direction left capacitor 8µF OLYMPIA | | |
| spare parts for | 500522 | | |
|  | Part No. | 365013 | Ref. No. — |
| | operating capacitor capacity 8µF 400V tolerance 5%Hz ambient temperature max. -25 to +85°C ø 31.5mm L 55mm M8 plastic connection male faston 6.3mm protection | | |
|  | Part No. | 510693 | Ref. No. 0010200055 0015080 0015080/E 10200055 15080 15080/E DW10200055 DW15080 DW15080/E |
| | mechanical shaft seal for shaft ø 12mm slide ring ext. ø 24mm slide ring H 15.5mm slide ring int. ø 11mm counter ring mounting ø 24mm height counter ring 8mm counter ring int. ø 13.5mm | | |
|  | Part No. | 521259 | Ref. No. 007135 7135 DW7135 |
| | impellor ø 94mm H 11mm rotation direction left thread M10R blades 6 | | |
|  | Part No. | 521555 | Ref. No. 007133 7133 DW7133 |
| | pump cover OLYMPIA inlet ø 29mm outlet ø 28mm ø 132mm ID ø 123mm inner height 18mm | | |
|  | Part No. | 521726 | Ref. No. — |
| | pump cover gasket EPDM thickness 2mm ID ø 120mm Qty 1 pcs | | |








| | | | | |
|---|--|-----------------|----------------------|--|
| 1 | | | | |
| Part No. | 499296 | Ref. No. | 00590046 DW590046 | |
| description | pump inlet \varnothing 30mm outlet \varnothing 30mm type L71.T730_30 230V 50Hz 1 phase 0.52kW L 230mm rotation direction right capacitor 12.5 μ F OLYMPIA | | | |
| spare parts for | 499296 | | | |
|  | Part No. | 365014 | Ref. No. | — |
| | operating capacitor capacity 12.5 μ F 450V tolerance 5%Hz ambient temperature max. -25 to +85°C \varnothing 35mm L 70mm M8 plastic connection male faston 6.3mm 45S.C3DS.12.5 protection | | | |
|  | Part No. | 510554 | Ref. No. | 007130 7130 DW7130 |
| | O-ring EPDM thickness 2mm ID \varnothing 120mm Qty 1 pcs | | | |
|  | Part No. | 510693 | Ref. No. | 0010200055 0015080 0015080/E 10200055 15080 15080/E DW10200055 DW15080 DW15080/E |
| | mechanical shaft seal for shaft \varnothing 12mm slide ring ext. \varnothing 24mm slide ring H 15.5mm slide ring int. \varnothing 11mm counter ring mounting \varnothing 24mm height counter ring 8mm counter ring int. \varnothing 13.5mm | | | |
|  | Part No. | 521159 | Ref. No. | — |
| | pump cover OLYMPIA inlet 30 inlet \varnothing 30mm auxiliary pressure connection 10mm pump type L71.T730_30 | | | |
|  | Part No. | 521160 | Ref. No. | — |
| | impellor \varnothing 97mm H 22mm thread M10L | | | |



| | | | | |
|---|--|-----------------|----------------------|--|
| 1 | | | | |
| Part No. | 499295 | Ref. No. | 00590108 DW590108 | |
| description | pump inlet \varnothing 30mm outlet \varnothing 30mm type L71.T730_30 230V 50Hz 1 phase 0.52kW L 230mm rotation direction right capacitor 12.5 μ F OLYMPIA inlet \varnothing 30mm outlet \varnothing 30mm | | | |
| spare parts for | 499295 | | | |
|  | Part No. | 365014 | Ref. No. | — |
| | operating capacitor capacity 12.5 μ F 450V tolerance 5%Hz ambient temperature max. -25 to +85°C \varnothing 35mm L 70mm M8 plastic connection male faston 6.3mm 45S.C3DS.12.5 protection | | | |
|  | Part No. | 510554 | Ref. No. | 007130 7130 DW7130 |
| | O-ring EPDM thickness 2mm ID \varnothing 120mm Qty 1 pcs | | | |
|  | Part No. | 510693 | Ref. No. | 0010200055 0015080 0015080/E 10200055 15080 15080/E DW10200055 DW15080 DW15080/E |
| | mechanical shaft seal for shaft \varnothing 12mm slide ring ext. \varnothing 24mm slide ring H 15.5mm slide ring int. \varnothing 11mm counter ring mounting \varnothing 24mm height counter ring 8mm counter ring int. \varnothing 13.5mm | | | |
|  | Part No. | 521159 | Ref. No. | — |
| | pump cover OLYMPIA inlet 30 inlet \varnothing 30mm auxiliary pressure connection 10mm pump type L71.T730_30 | | | |
|  | Part No. | 521160 | Ref. No. | — |
| | impellor \varnothing 97mm H 22mm thread M10L | | | |









1






| | | | |
|---|--|-----------------|---|
| Part No. | 500520 | Ref. No. | 0018242 0018242B DW18242 DW18242B |
| description | pump inlet ø 33mm outlet ø 30/28mm type T33 230V 50Hz 1 phase 0.25kW 0.34HP L 190mm rotation direction left capacitor 5µF OLYMPIA | | |
| For models: | AQUA-37, AQUA-40, K37, K40, K41-LUX, LUX-40, LUX-40-ELETTRONICA, LUX-41-ELETTRONICA, Pumps | | |
| spare parts for | 500520 | | |
|  | Part No. | 365017 | Ref. No. 0010702 10702 DW10702 |
| | operating capacitor capacity 5µF 450V tolerance 5% 50/60Hz ambient temperature max. -25 to +85°C ø 28mm L 54mm M8 plastic connection male faston 6.3mm 16.10.08 protection | | |
|  | Part No. | 510693 | Ref. No. 0010200055 0015080 0015080/E 10200055 15080 15080/E DW10200055 DW15080 DW15080/E |
| | mechanical shaft seal for shaft ø 12mm slide ring ext. ø 24mm slide ring H 15.5mm slide ring int. ø 11mm counter ring mounting ø 24mm height counter ring 8mm counter ring int. ø 13.5mm | | |
|  | Part No. | 521151 | Ref. No. |
| | impellor ø 71mm H 19mm pump type OLYMPIA thread M10R shaft ø 12mm shaft length 8mm | | |
|  | Part No. | 521551 | Ref. No. 0018247 18247 DW18247 |
| | pump cover OLYMPIA inlet ø 33mm outlet ø 30mm outlet 2 ø 28 turn direction left ø 103mm ID ø 93mm inner high 30mm | | |
|  | Part No. | 521723 | Ref. No. 0018245 18245 DW18245 |
| | pump cover gasket EPDM thickness 2mm ID ø 90mm Qty 1 pcs | | |








1

| | | | |
|---|--|-----------------|---|
| Part No. | 500958 | Ref. No. | 0018300 DW18300 |
| description | pump inlet ø 33mm outlet ø 30/28mm type T45 230V 50Hz 1 phase 0.33kW 0.45HP L 215mm rotation direction left capacitor 8µF OLYMPIA | | |
| For models: | AQUA-40, K37, K40, LUX-40, LUX-40-ELETTRONICA | | |
| spare parts for | 500958 | | |
|  | Part No. | 365013 | Ref. No. — |
| | operating capacitor capacity 8µF 400V tolerance 5%Hz ambient temperature max. -25 to +85°C ø 31.5mm L 55mm M8 plastic connection male faston 6.3mm protection | | |
|  | Part No. | 510693 | Ref. No. 0010200055 0015080 0015080/E 10200055 15080 15080/E DW10200055 DW15080 DW15080/E |
| | mechanical shaft seal for shaft ø 12mm slide ring ext. ø 24mm slide ring H 15.5mm slide ring int. ø 11mm counter ring mounting ø 24mm height counter ring 8mm counter ring int. ø 13.5mm | | |
|  | Part No. | 521257 | Ref. No. 0018246 18246 DW18246 |
| | impellor ø 80mm H 12mm rotation direction left thread M10R shaft ø 12mm shaft length 7.5mm blades 6 | | |
|  | Part No. | 521551 | Ref. No. 0018247 18247 DW18247 |
| | pump cover OLYMPIA inlet ø 33mm outlet ø 30mm outlet 2 ø 28 turn direction left ø 103mm ID ø 93mm inner high 30mm | | |
|  | Part No. | 521723 | Ref. No. 0018245 18245 DW18245 |
| | pump cover gasket EPDM thickness 2mm ID ø 90mm Qty 1 pcs | | |








| | | | | |
|---|--|-----------------|---|---|
| 1 | | | | |
| Part No. | 499320 | Ref. No. | 0010501/C DW10501/C | |
| description | pump inlet \varnothing 33mm outlet \varnothing 30mm type L63.T20SX 230V 50Hz 1 phase 0.2kW L 200mm rotation direction right capacitor 5 μ F auxiliary pressure connection 10mm supporting pressure closed OLYMPIA | | | |
| For models: | BB-2500, F, FP, K2100, K2200, K2500, K26, K26A, K3000, K3000+K10, K3100, K3100+K10, K3300, K3800, K3800+K10, K4000, K4400, K4400+K10, K5400, K5400+K10 | | | |
| spare parts for | 499320 | | | |
|  | Part No. | 365017 | Ref. No. 0010702 10702 DW10702 | |
| | operating capacitor capacity 5 μ F 450V tolerance 5% 50/60Hz ambient temperature max. -25 to +85°C \varnothing 28mm L 54mm M8 plastic connection male faston 6.3mm 16.10.08 protection | | | |
|  | Part No. | 510693 | Ref. No. 0010200055 0015080 0015080/E 10200055 15080 15080/E DW10200055 DW15080 DW15080/E | |
| | mechanical shaft seal for shaft \varnothing 12mm slide ring ext. \varnothing 24mm slide ring H 15.5mm slide ring int. \varnothing 11mm counter ring mounting \varnothing 24mm height counter ring 8mm counter ring int. \varnothing 13.5mm | | | |
|  | Part No. | 521173 | Ref. No. | — |
| | pump cover OLYMPIA inlet \varnothing 33mm outlet \varnothing 30mm auxiliary pressure connection 10mm pump type L63.T20SX | | | |
|  | Part No. | 521174 | Ref. No. | — |
| | impellor \varnothing 60mm H 16mm pump type L63.T20SX shaft \varnothing 12mm shaft length 8mm | | | |
|  | Part No. | 521723 | Ref. No. 0018245 18245 DW18245 | |
| | pump cover gasket EPDM thickness 2mm ID \varnothing 90mm Qty 1 pcs | | | |




| | | | |
|---|--|-----------------|---|
| 1 | | | |
| Part No. | 500519 | Ref. No. | 0018243 DW18243 |
| description | pump inlet \varnothing 33mm outlet \varnothing 30mm type T33 230V 50Hz 1 phase 0.25kW 0.34HP L 195mm rotation direction left capacitor 5 μ F OLYMPIA | | |
| For models: | K40-LUX, LUX-40, LUX-40-ELETTRONICA, Pumps | | |
| spare parts for | 500519 | | |
|  | Part No. | 365017 | Ref. No. 0010702 10702 DW10702 |
| | operating capacitor capacity 5 μ F 450V tolerance 5% 50/60Hz ambient temperature max. -25 to +85°C \varnothing 28mm L 54mm M8 plastic connection male faston 6.3mm 16.10.08 protection | | |
|  | Part No. | 510693 | Ref. No. 0010200055 0015080 0015080/E 10200055 15080 15080/E DW10200055 DW15080 DW15080/E |
| | mechanical shaft seal for shaft \varnothing 12mm slide ring ext. \varnothing 24mm slide ring H 15.5mm slide ring int. \varnothing 11mm counter ring mounting \varnothing 24mm height counter ring 8mm counter ring int. \varnothing 13.5mm | | |
|  | Part No. | 521257 | Ref. No. 0018246 18246 DW18246 |
| | impellor \varnothing 80mm H 12mm rotation direction left thread M10R shaft \varnothing 12mm shaft length 7.5mm blades 6 | | |
|  | Part No. | 521553 | Ref. No. 0018248 18248 DW18248 |
| | pump cover OLYMPIA inlet \varnothing 33mm outlet \varnothing 30mm turn direction left \varnothing 103mm ID \varnothing 93mm inner height 25mm | | |
|  | Part No. | 521723 | Ref. No. 0018245 18245 DW18245 |
| | pump cover gasket EPDM thickness 2mm ID \varnothing 90mm Qty 1 pcs | | |








1

| | | | |
|---|--|-----------------|---|
| Part No. | 500523 | Ref. No. | 0016176 DW16176 |
| description | pump inlet \varnothing 50mm outlet \varnothing 30mm type T5 230V 50Hz 1 phase 0.35kW 0.48HP L 205mm rotation direction right capacitor 10 μ F auxiliary pressure connection 10mm supporting pressure open OLYMPIA | | |
| For models: | K45, Pumps | | |
| spare parts for | 500523 | | |
|  | Part No. | 365015 | Ref. No. 0018043 18043 DW18043 |
| | operating capacitor capacity 10 μ F 400V tolerance 5%Hz ambient temperature max. -25 to +85°C \varnothing 35.5mm L 59mm M8 plastic connection male faston 6.3mm protection | | |
|  | Part No. | 510554 | Ref. No. 007130 7130 DW7130 |
| | O-ring EPDM thickness 2mm ID \varnothing 120mm Qty 1 pcs | | |
|  | Part No. | 510693 | Ref. No. 0010200055 0015080 0015080/E 10200055 15080 15080/E DW10200055 DW15080 DW15080/E |
| | mechanical shaft seal for shaft \varnothing 12mm slide ring ext. \varnothing 24mm slide ring H 15.5mm slide ring int. \varnothing 11mm counter ring mounting \varnothing 24mm height counter ring 8mm counter ring int. \varnothing 13.5mm | | |
|  | Part No. | 521260 | Ref. No. 0015079 15079 DW15079 |
| | impellor \varnothing 90mm H 12mm M10L type B | | |
|  | Part No. | 521556 | Ref. No. 0016182 16182 DW16182 |
| | pump cover OLYMPIA inlet \varnothing 50mm outlet \varnothing 30mm outlet 2 \varnothing 30 auxiliary pressure connection 10mm supporting pressure open turn direction right \varnothing 130mm ID \varnothing 124mm inner height 20mm | | |








1

| | | | |
|---|--|-----------------|---|
| Part No. | 500524 | Ref. No. | 0026176 DW26176 |
| description | pump inlet \varnothing 50mm outlet \varnothing 30mm type T6 230V 50Hz 1 phase 0.48kW 0.65HP L 215mm rotation direction right capacitor 10 μ F OLYMPIA | | |
| spare parts for | 500524 | | |
|  | Part No. | 365015 | Ref. No. 0018043 18043 DW18043 |
| | operating capacitor capacity 10 μ F 400V tolerance 5%Hz ambient temperature max. -25 to +85°C \varnothing 35.5mm L 59mm M8 plastic connection male faston 6.3mm protection | | |
|  | Part No. | 510554 | Ref. No. 007130 7130 DW7130 |
| | O-ring EPDM thickness 2mm ID \varnothing 120mm Qty 1 pcs | | |
|  | Part No. | 510693 | Ref. No. 0010200055 0015080 0015080/E 10200055 15080 15080/E DW10200055 DW15080 DW15080/E |
| | mechanical shaft seal for shaft \varnothing 12mm slide ring ext. \varnothing 24mm slide ring H 15.5mm slide ring int. \varnothing 11mm counter ring mounting \varnothing 24mm height counter ring 8mm counter ring int. \varnothing 13.5mm | | |
|  | Part No. | 521262 | Ref. No. 0022009/A 22009/A DW22009/A |
| | impellor \varnothing 102mm H 19mm rotation direction right thread M10L blades 6 | | |
|  | Part No. | 521556 | Ref. No. 0016182 16182 DW16182 |
| | pump cover OLYMPIA inlet \varnothing 50mm outlet \varnothing 30mm outlet 2 \varnothing 30 auxiliary pressure connection 10mm supporting pressure open turn direction right \varnothing 130mm ID \varnothing 124mm inner height 20mm | | |







1

| | | | |
|---|--|-----------------|--|
| Part No. | 500525 | Ref. No. | 00150906 00150908 00150914 DW150906 DW150908 DW150914 |
| description | pump inlet \varnothing 50mm outlet \varnothing 30mm type T7 230V 50Hz 1 phase 0.52kW 0.71HP L 230mm rotation direction right capacitor 12.5 μ F OLYMPIA | | |
| For models: | AQUA-50, DUPLA-45, DUPLA-50, K50, KP70-EL, LUX-60, LUX-60-ELETTRONICA, LUX-61-ELETTRONICA, LUX-70-EL, Pumps | | |
| spare parts for | 500525 | | |
|  | Part No. | 365014 | Ref. No. — |
| | operating capacitor capacity 12.5 μ F 450V tolerance 5%Hz ambient temperature max. -25 to +85°C \varnothing 35mm L 70mm M8 plastic connection male faston 6.3mm 45S.C3DS.12.5 protection | | |
|  | Part No. | 510554 | Ref. No. 007130 7130 DW7130 |
| | O-ring EPDM thickness 2mm ID \varnothing 120mm Qty 1 pcs | | |
|  | Part No. | 510693 | Ref. No. 0010200055 0015080 0015080/E 10200055 15080 15080/E DW10200055 DW15080 DW15080/E |
| | mechanical shaft seal for shaft \varnothing 12mm slide ring ext. \varnothing 24mm slide ring H 15.5mm slide ring int. \varnothing 11mm counter ring mounting \varnothing 24mm height counter ring 8mm counter ring int. \varnothing 13.5mm | | |
|  | Part No. | 517368 | Ref. No. 0015079/F 15079/F DW15079/F |
| | impellor \varnothing 102mm H 21mm rotation direction right thread M10L suitable for Dühr blades 8 | | |
|  | Part No. | 521556 | Ref. No. 0016182 16182 DW16182 |
| | pump cover OLYMPIA inlet \varnothing 50mm outlet \varnothing 30mm outlet 2 \varnothing 30 auxiliary pressure connection 10mm supporting pressure open turn direction right \varnothing 130mm ID \varnothing 124mm inner height 20mm | | |








1

| | | | |
|---|--|-----------------|--|
| Part No. | 499260 | Ref. No. | 0022041 DW22041 |
| description | pump inlet \varnothing 60mm outlet \varnothing 48mm type A.4.5/2.6 220-240/380-415V 50Hz 3 phase 1.12kW 1.5HP L 310mm rotation direction right OLYMPIA | | |
| For models: | HOOD-110, HOOD-110-E | | |
| spare parts for | 499260 | | |
|  | Part No. | 510693 | Ref. No. 0010200055 0015080 0015080/E 10200055 15080 15080/E DW10200055 DW15080 DW15080/E |
| | mechanical shaft seal for shaft \varnothing 12mm slide ring ext. \varnothing 24mm slide ring H 15.5mm slide ring int. \varnothing 11mm counter ring mounting \varnothing 24mm height counter ring 8mm counter ring int. \varnothing 13.5mm | | |
|  | Part No. | 521175 | Ref. No. — |
| | pump cover OLYMPIA inlet \varnothing 60mm outlet \varnothing 48mm outlet 2 \varnothing 31 auxiliary pressure connection 10mm | | |
|  | Part No. | 521262 | Ref. No. 0022009/A 22009/A DW22009/A |
| | impellor \varnothing 102mm H 19mm rotation direction right thread M10L blades 6 | | |
|  | Part No. | 521727 | Ref. No. 0015080/A 15080/A DW15080/A |
| | pump cover gasket EPDM thickness 1.78mm ID \varnothing 145mm Qty 1 pcs | | |



1






| | | | |
|---|---|-----------------|--|
| Part No. | 500529 | Ref. No. | 0015913 DW15913 |
| description | pump inlet ø 60mm outlet ø 48mm type T12 230V 50Hz 1 phase 0.88kW 1.2HP L 270mm rotation direction right capacitor 16µF auxiliary pressure connection 10mm supporting pressure open OLYMPIA | | |
| For models: | AQUA-80, HOOD-110, HOOD-110-E, HOOD800SP-3D-GOGGLES-IMAX, K80, Pumps | | |
| spare parts for | 500529 | | |
|  | Part No. | 365021 | Ref. No. — |
| | operating capacitor capacity 16µF 425V tolerance 5% 50/60Hz ambient temperature max. -25 to +85°C ø 35mm L 73mm single M8 plastic connection male faston 6.3mm 416.10.99 protection | | |
|  | Part No. | 510693 | Ref. No. 0010200055 0015080 0015080/E 10200055 15080 15080/E DW10200055 DW15080 DW15080/E |
| | mechanical shaft seal for shaft ø 12mm slide ring ext. ø 24mm slide ring H 15.5mm slide ring int. ø 11mm counter ring mounting ø 24mm height counter ring 8mm counter ring int. ø 13.5mm | | |
|  | Part No. | 521010 | Ref. No. 0015079/I 15079/I DW15079/I |
| | impeller ø 98mm H 12mm M10L blades 8 | | |
|  | Part No. | 521559 | Ref. No. 0015078 15078 DW15078 |
| | pump cover OLYMPIA inlet ø 60mm outlet ø 48mm outlet 2 ø 31 auxiliary pressure connection 10mm supporting pressure open turn direction right ø 170mm ID ø 150mm inner height 22mm | | |
|  | Part No. | 521727 | Ref. No. 0015080/A 15080/A DW15080/A |
| | pump cover gasket EPDM thickness 1.78mm ID ø 145mm Qty 1 pcs | | |








1

| | | | |
|---|--|-----------------|--|
| Part No. | 500530 | Ref. No. | 0022009 DW22009 |
| description | pump inlet ø 60mm outlet ø 48mm type T15 230V 50Hz 1 phase 1.1kW 1.5HP L 305mm rotation direction right OLYMPIA | | |
| For models: | HOOD-110, HOOD-110-E, K100, K90, KP85-EL, LUX-85, LUX-85-ELETRONICA, Pumps | | |
| spare parts for | 500530 | | |
|  | Part No. | 365021 | Ref. No. — |
| | operating capacitor capacity 16µF 425V tolerance 5% 50/60Hz ambient temperature max. -25 to +85°C ø 35mm L 73mm single M8 plastic connection male faston 6.3mm 416.10.99 protection | | |
|  | Part No. | 510693 | Ref. No. 0010200055 0015080 0015080/E 10200055 15080 15080/E DW10200055 DW15080 DW15080/E |
| | mechanical shaft seal for shaft ø 12mm slide ring ext. ø 24mm slide ring H 15.5mm slide ring int. ø 11mm counter ring mounting ø 24mm height counter ring 8mm counter ring int. ø 13.5mm | | |
|  | Part No. | 521039 | Ref. No. — |
| | fanwheel cover ID ø 156mm ED ø 161mm H 76mm for wash pump | | |
|  | Part No. | 521262 | Ref. No. 0022009/A 22009/A DW22009/A |
| | impeller ø 102mm H 19mm rotation direction right thread M10L blades 6 | | |
|  | Part No. | 521559 | Ref. No. 0015078 15078 DW15078 |
| | pump cover OLYMPIA inlet ø 60mm outlet ø 48mm outlet 2 ø 31 auxiliary pressure connection 10mm supporting pressure open turn direction right ø 170mm ID ø 150mm inner height 22mm | | |
|  | Part No. | 521727 | Ref. No. 0015080/A 15080/A DW15080/A |
| | pump cover gasket EPDM thickness 1.78mm ID ø 145mm Qty 1 pcs | | |









| | | | |
|---|--|-----------------|--|
| 1 | | | |
| Part No. | 500526 | Ref. No. | 0015908 DW15908 |
| description | pump inlet ø 60mm outlet ø 48mm type T75 230V 50Hz 1 phase 0.55kW 0.75HP L 250mm rotation direction right capacitor 12.5µF auxiliary pressure connection 10mm supporting pressure open OLYMPIA | | |
| spare parts for | 500526 | | |
|  | Part No. | 365014 | Ref. No. — |
| | operating capacitor capacity 12.5µF 450V tolerance 5%Hz ambient temperature max. -25 to +85°C ø 35mm L 70mm M8 plastic connection male faston 6.3mm 45S.C3DS.12.5 protection | | |
|  | Part No. | 510693 | Ref. No. 0010200055 0015080 0015080/E 10200055 15080 15080/E DW10200055 DW15080 DW15080/E |
| | mechanical shaft seal for shaft ø 12mm slide ring ext. ø 24mm slide ring H 15.5mm slide ring int. ø 11mm counter ring mounting ø 24mm height counter ring 8mm counter ring int. ø 13.5mm | | |
|  | Part No. | 521260 | Ref. No. 0015079 15079 DW15079 |
| | impellor ø 90mm H 12mm M10L type B | | |
|  | Part No. | 521559 | Ref. No. 0015078 15078 DW15078 |
| | pump cover OLYMPIA inlet ø 60mm outlet ø 48mm outlet 2 ø 31 auxiliary pressure connection 10mm supporting pressure open turn direction right ø 170mm ID ø 150mm inner height 22mm | | |
|  | Part No. | 521727 | Ref. No. 0015080/A 15080/A DW15080/A |
| | pump cover gasket EPDM thickness 1.78mm ID ø 145mm Qty 1 pcs | | |



| | | | |
|---|--|-----------------|--|
| 1 | | | |
| Part No. | 499259 | Ref. No. | 003000082 DW3000082 |
| description | pump inlet ø 62mm outlet ø 52mm type MEC.T120DX 220-240/380-415V 50Hz 3 phase 0.89kW 1.2HP L 310mm rotation direction left OLYMPIA | | |
| For models: | F, FP, K3000, K3000+K10, K3100, K3100+K10, K3300, K3800, K3800+K10, K4000, K4400, K4400+K10, K5400, K5400+K10, KT-1500, Pumps | | |
| spare parts for | 499259 | | |
|  | Part No. | 510693 | Ref. No. 0010200055 0015080 0015080/E 10200055 15080 15080/E DW10200055 DW15080 DW15080/E |
| | mechanical shaft seal for shaft ø 12mm slide ring ext. ø 24mm slide ring H 15.5mm slide ring int. ø 11mm counter ring mounting ø 24mm height counter ring 8mm counter ring int. ø 13.5mm | | |
|  | Part No. | 521152 | Ref. No. — |
| | pump cover OLYMPIA inlet 62 ø 190mm | | |
|  | Part No. | 521153 | Ref. No. — |
| | pump casing OLYMPIA outlet ø 52mm | | |
|  | Part No. | 521154 | Ref. No. — |
| | O-ring ID ø 152.7mm thickness 2.62mm EPDM Qty 1 pcs | | |
|  | Part No. | 521172 | Ref. No. — |
| | impellor ø 107mm H 28mm pump type MEC.T120DX thread M8R | | |




1

| | | | |
|---|---|-----------------|---|
| Part No. | 499226 | Ref. No. | 0022037 DW22037 |
| description | pump inlet ø 62mm outlet ø 52mm type MEC80.T200SX 230/400V 50Hz 3 phase 1.5kW 2HP L 340mm rotation direction right OLYMPIA | | |
| For models: | F, FP, HOOD-130, HOOD-130-ELETTRONICA, K1600, K1600-ALTA-VELOCITA, K1800, K2100, K2200, K2700, K3000, K3000+K10, K3100, K3100+K10, K3300, K3800, K3800+K10, K4000, K4400, K4400+K10, K5400, K5400+K10, KP130-ELETTRONICA, KP150, KP202-E, KP3000, KP4000, Pumps | | |
| spare parts for | 499226 | | |
|  | Part No. | 510693 | Ref. No. 0010200055 0015080 0015080/E 10200055 15080 15080/E DW10200055 DW15080 DW15080/E |
| | mechanical shaft seal for shaft ø 12mm slide ring ext. ø 24mm slide ring H 15.5mm slide ring int. ø 11mm counter ring mounting ø 24mm height counter ring 8mm counter ring int. ø 13.5mm | | |
|  | Part No. | 521152 | Ref. No. — |
| | pump cover OLYMPIA inlet 62 ø 190mm | | |
|  | Part No. | 521153 | Ref. No. — |
| | pump casing OLYMPIA outlet ø 52mm | | |
|  | Part No. | 521154 | Ref. No. — |
| | O-ring ID ø 152.7mm thickness 2.62mm EPDM Qty 1 pcs | | |
|  | Part No. | 521155 | Ref. No. — |
| | impellor ø 107mm H 34mm pump type OLYMPIA thread M8L blades 6 | | |
| accessories for | 499226 | | |
|  | Part No. | 542157 | Ref. No. — |
| | bracket for wash pump L 267mm W 132mm H 43mm | | |

booster pumps I




1

| | | | |
|---|---|-----------------|--|
| Part No. | 500060 | Ref. No. | 0015100 DW15100 |
| description | pump inlet ø 1" outlet ø 1" type PQM60 230V 50Hz 1 phase 0.37kW PEDRELLLO | | |
| For models: | BB-2500, F, FP, HOOD-110, HOOD-130, HOOD-130-ELETTRONICA, K100, K120, K1600, K1600-ALTA-VELOCITA, K1800, K2100, K2200, K2500, K3000, K3000+K10, K3100, K3100+K10, K3300, K3800, K3800+K10, K4000, K4400, K4400+K10, K50, K5400, K5400+K10, K90, KP149, KP150, KP151, KP151-E, KP200, KP200-ELETTRONICA, KP2300, KP2300+KP23, KP2800, KP300, KP3000, KP300-ELETTRONICA, KP4000, KP85-EL, KT-1500, LUX-85, LUX-85-ELETTRONICA | | |
| accessories for | 500060 | | |
|  | Part No. | 365015 | Ref. No. 0018043 18043 DW18043 |
| | operating capacitor capacity 10µF 400V tolerance 5%Hz ambient temperature max. -25 to +85°C ø 35.5mm L 59mm M8 plastic connection male faston 6.3mm protection | | |



1

| | | | |
|---|---|-----------------|--|
| Part No. | 499294 | Ref. No. | 0015100/D DW15100/D DW15100/D+2xDW10221311 |
| description | pump inlet ø 3/8" outlet ø 3/8" type B299.2351 230V 50Hz 1 phase 0.15kW 2800rpm L 170mm capacitor 6.3µF FIR | | |
| For models: | Accessories, AQUA-40, AQUA-40-RL09, AQUA-50, AQUA-80, DUP LA-35, DUPLA-37, DUPLA-40, DUPLA-45, DUPLA-50, GR300, HOOD-110, HOOD-110-E, HOOD-130, HOOD-130-ELETTRONICA, K120, K40, K40-LUX, K50, K60, K70, KP130-ELETTRONICA, KP149, KP151, KP151-E, KP202-E, KP302-E, KP402-E, KP70-EL, KP85-EL, LUX-40, LUX-40-ELETTRONICA, LUX-41-ELETTRONICA, LUX-60, LUX-60-ELETTRONICA, LUX-61-ELETTRONICA, LUX-70-EL, LUX-85, LUX-85-ELETTRONICA | | |
| accessories for | 499294 | | |
|  | Part No. | 365017 | Ref. No. 0010702 10702 DW10702 |
| | operating capacitor capacity 5µF 450V tolerance 5% 50/60Hz ambient temperature max. -25 to +85°C ø 28mm L 54mm M8 plastic connection male faston 6.3mm 16.10.08 protection | | |



drain pumps

ASKOLL



| | | | |
|--------------------|--|-----------------|---|
| 1 | | | 0015101/A 0015101/A +0015101/F 15101/A+15101/F DW15101/A DW15101/A +DW15101/F |
| Part No. | 500515 | Ref. No. | |
| description | drain pump inlet ø 30mm outlet ø 22mm 230V 25W 50Hz ASKOLL type M253 with thermal fuse | | |
| For models: | Accessories, K40-LUX, K60, LUX-40, LUX-40-ELETTRONICA | | |

PLASET



| | | | |
|--------------------|--|-----------------|--------------------|
| 1 | | | 0015101 DW15101 |
| Part No. | 499298 | Ref. No. | |
| description | drain pump inlet ø 30mm outlet ø 22mm 220-240V 22W 50Hz PLASET type 59491 | | |
| For models: | Accessories, AQUA-35, AQUA-35-RL09, AQUA-37, AQUA-37-RL09, AQUA-40, AQUA-40-RL09, AQUA-50, AQUA-80, DUPLA-35, DUPLA-37, DUPLA-40, DUPLA-45, DUPLA-50, K37, K40, K40-LUX, K41-LUX, K45, K50, K70, K80, KP70-EL, LUX-40, LUX-40-ELETTRONICA, LUX-41-ELETTRONICA, LUX-60, LUX-60-ELETTRONICA, LUX-61-ELETTRONICA, LUX-70-EL | | |



| | | | |
|--------------------|---|-----------------|----------------------------|
| 1 | | | 00999900081 DW999900081 |
| Part No. | 499223 | Ref. No. | |
| description | drain pump service kit inlet ø 30mm outlet ø 22mm 220-240V 22W 50Hz PLASET type 59491 | | |

booster pumps II

accessories



| | | | |
|--------------------|--|-----------------|--------------------|
| 1 | | | 0018043 DW18043 |
| Part No. | 365015 | Ref. No. | |
| description | operating capacitor capacity 10µF 400V tolerance 5%Hz ambient temperature max. -25 to +85°C ø 35.5mm L 59mm M8 plastic connection male faston 6.3mm protection | | |
| For models: | BK10, BK11, BK12, BK13, GM2-2, GM-2-BK11, GM3, GM4, GM-BK11, K40-LUX, K41-LUX, LUX-40, LUX-40-ELETTRONICA, LUX-41-ELETTRONICA | | |



| | | | |
|--------------------|--|-----------------|--------------------|
| 1 | | | 0010702 DW10702 |
| Part No. | 365017 | Ref. No. | |
| description | operating capacitor capacity 5µF 450V tolerance 5% 50/60Hz ambient temperature max. -25 to +85°C ø 28mm L 54mm M8 plastic connection male faston 6.3mm 16.10.08 protection | | |
| For models: | AQUA-35, AQUA-35-RL09, AQUA-37, AQUA-37-RL09, AQUA-40, AQUA-40-RL09, AQUA-50, AQUA-80, BK4, BK5, DUPLA-35, DUPLA-37, DUPLA-40, DUPLA-45, DUPLA-50, F, FP, GR300, GR800, HOOD-110, HOOD-110-E, HOOD-130, HOOD-130-ELETTRONICA, K120, K2500, K26, K26A, K35, K36, K37, K3800, K3800+K10, K40, K4000, K4400, K4400+K10, K5400, K5400+K10, K70, K90, KP130-ELETTRONICA, KP149, KP151, KP151-E, KP200-ELETTRONICA, KP202-E, KP300-ELETTRONICA, KP302-E, KP402-E, KP70-EL... (Other models you can see in the webshop) | | |

condensators & interference suppression filters

operating capacitors


plastic



| | | | |
|--------------------|--|-----------------|--------------------|
| 1 | | | 0018043 DW18043 |
| Part No. | 365015 | Ref. No. | |
| description | operating capacitor capacity 10µF 400V tolerance 5%Hz ambient temperature max. -25 to +85°C ø 35.5mm L 59mm M8 plastic connection male faston 6.3mm protection | | |
| For models: | BK10, BK11, BK12, BK13, GM2-2, GM-2-BK11, GM3, GM4, GM-BK11, K40-LUX, K41-LUX, LUX-40, LUX-40-ELETTRONICA, LUX-41-ELETTRONICA | | |





| | | | |
|--|--|-----------------|--------------------|
|  <p>1</p> | | | |
| Part No. | 365017 | Ref. No. | 0010702 DW10702 |
| description | operating capacitor capacity 5µF 450V tolerance 5% 50/60Hz ambient temperature max. -25 to +85°C ø 28mm L 54mm M8 plastic connection male faston 6.3mm 16.10.08 protection | | |
| For models: | AQUA-35, AQUA-35-RL09, AQUA-37, AQUA-37-RL09, AQUA-40, AQUA-40-RL09, AQUA-50, AQUA-80, BK4, BK5, DUPLA-35, DUPLA-37, DUPLA-40, DUPLA-45, DUPLA-50, F, FP, GR300, GR800, HOOD-110, HOOD-110-E, HOOD-130, HOOD-130-ELETTRONICA, K120, K2500, K26, K26A, K35, K36, K37, K3800, K3800+K10, K40, K4000, K4400, K4400+K10, K5400, K5400+K10, K70, K90, KP130-ELETTRONICA, KP149, KP151, KP151-E, KP200-ELETTRONICA, KP202-E, KP300-ELETTRONICA, KP302-E, KP402-E, KP70-EL... (Other models you can see in the webshop) | | |


| | | | |
|---|--|-----------------|--------------------|
| <p>metal</p>  <p>1</p> | | | |
| Part No. | 365140 | Ref. No. | 0015081 DW15081 |
| description | operating capacitor capacity 12.5µF 450V tolerance 5% 60Hz ambient temperature max. -25 up to +70°C ø 40mm L 83mm M8 aluminium connection male faston 6.3mm C.87.8BF2 MKP protection | | |
| For models: | AQUA-50, AQUA-80, DUPLA-45, DUPLA-50, K50, K60, K70, KP70-EL, LUX-60, LUX-60-ELETTRONICA, LUX-61-ELETTRONICA, LUX-70-EL, Pumps | | |


fuses

fine fuses

| | | | |
|--|---|-----------------|--------------------|
|  <p>1</p> | | | |
| Part No. | 358610 | Ref. No. | 0015160 DW15160 |
| description | fine fuse size ø5x20mm 10A fast-acting rated 250V Qty 10 pcs | | |
| For models: | BB-2500, F, FP, K1600, K1600-ALTA-VELOCITA, K1800, K2100, K2200, K2500, K3000, K3000+K10, K3100, K3100+K10, K3300, K3800, K3800+K10, K4000, K4400, K4400+K10, K5400, K5400+K10, KP202-E, KP2300, KP2300+KP23, KP2800, KP3000, KP302-E, KP4000, KP402-E, KT-1500 | | |

| | | | |
|---|---|-----------------|--------------------|
|  <p>1</p> | | | |
| Part No. | 358671 | Ref. No. | 0015163 DW15163 |
| description | fine fuse size ø5x20mm 1A fast-acting rated 250V Qty 10 pcs | | |
| For models: | AQUA-50, BB-2500, F, FP, HOOD-130, K1600, K1600-ALTA-VELOCITA, K1700, K1800, K2100, K2200, K2500, K2700, K3000, K3000+K10, K3100, K3100+K10, K3300, K3800, K3800+K10, K4000, K4400, K4400+K10, K5400, K5400+K10, KP2300, KP2300+KP23, KP2800, KP3000, KP4000, KP70-EL, KT-1500, LUX-60, LUX-60-ELETTRONICA, LUX-70-EL | | |

| | | | |
|---|---|-----------------|--------------------|
|  <p>1</p> | | | |
| Part No. | 358607 | Ref. No. | 0015212 DW15212 |
| description | fine fuse size ø5x20mm 6.3A slow-acting rated 250V Qty 10 pcs | | |


| | | | |
|--|--|-----------------|------------------------|
|  <p>1</p> | | | |
| Part No. | 358027 | Ref. No. | 003006095 DW3006095 |
| description | fine fuse size ø10x38mm 16A rated 500V type Gg fast-acting Qty 1 pcs | | |
| For models: | K2500, K3800, K4400, K5400 | | |


electric accessories

cables

ribbon cables

group 1

| | | | |
|---|---|-----------------|--|
|  <p>1</p> | | | |
| Part No. | 400066 | Ref. No. | 005058 0050589 DW5058 DW50589 |
| description | ribbon cable 10-pole L 1000mm plug type FC-10P raster size 2.54mm | | |
| For models: | KP85-EL, LUX-40-ELETTRONICA, LUX-41-ELETTRONICA, LUX-60-ELETTRONICA, LUX-61-ELETTRONICA, LUX-85-ELETTRONICA | | |

| | | | |
|---|---|-----------------|--------------------|
|  <p>1</p> | | | |
| Part No. | 400706 | Ref. No. | 0050651 DW50651 |
| description | ribbon cable 16-pole L 1100mm plug type FC-16P raster size 2.54mm | | |



terminals

connection terminals with screw/faston connections



1

| | | | |
|--------------------|--|-----------------|----------------------|
| Part No. | 550411 | Ref. No. | 00500551 DW500551 |
| description | power terminal block 6-pole max. 40A max 450V connection $\varnothing 6\text{mm}^2$ / F6.3 temp.-resist. 150°C cross section 6mm ² | | |
| For models: | AQUA-35-RL09, AQUA-37-RL09, AQUA-40-RL09, AQUA-50, AQUA-80, DUPLA-45, DUPLA-50, HOOD-110, HOOD-110-E, HOOD-800SP-3D-GOGGLES-IMAX, K100, K1L, K1R, K40-LUX, K41-LUX, K45, K50, K60, K80, K90, KP70-EL, KP85-EL, LUX-40, LUX-40-ELETTRONICA, LUX-41-ELETTRONICA, LUX-60, LUX-60-ELETTRONICA, LUX-61-ELETTRONICA, LUX-70-EL, LUX-85, LUX-85-ELETTRONICA | | |

connection terminals with screw connection



1

| | | | |
|--------------------|--|-----------------|----------------------|
| Part No. | 550470 | Ref. No. | 00500550 DW500550 |
| description | power terminal block 3-pole max. 40A max 400V connection M6/M6 temp.-resist. 150°C cross section 6mm ² | | |
| For models: | AQUA-50, DUPLA-45, DUPLA-50, K100, K36, K40-LUX, K41-LUX, K90, KP85-EL, LUX-40, LUX-40-ELETTRONICA, LUX-85, LUX-85-ELETTRONICA, X1-TK20, X2-TK21 | | |

auxiliary gas parts

consumables

thread sealants



1

| | | | |
|--------------------|---|-----------------|-------------|
| Part No. | 890135 | Ref. No. | Loctite 511 |
| description | thread sealing LOCTITE 511 tube 50ml approval DVGW | | |
| description | LOCTITE® 511™ - tube 50ml It is designed for the locking and sealing of metal threaded pipes and fittings. The product cures rapidly when confined in the absence of air between close fitting metal surfaces. | | |



1

| | | | |
|--------------------|---|-----------------|-------------|
| Part No. | 890128 | Ref. No. | Loctite 542 |
| description | thread sealing LOCTITE 542 medium-strength bottle 50ml approval DVGW | | |
| description | LOCTITE® 542™ - bottle 50ml It is designed for the locking and sealing of metal pipes and fittings as well as other cylindrical metal assemblies. The product cures when confined in the absence of air between close-fitting metal surfaces and prevents loosening and leakage due to shock and vibration. The thixotropic nature of LOCTITE 542 reduces the migration of liquid product after application to the part. | | |



1

| | | | |
|--------------------|---|-----------------|-------------|
| Part No. | 890097 | Ref. No. | Loctite 577 |
| description | thread sealing LOCTITE 577 medium-strength bottle 50ml pipe thread sealing t.max. 150°C approval BAM and DVGW | | |
| description | LOCTITE® 577™ - bottle 50ml It is designed for the locking and sealing of metal pipes and fittings as well as other cylindrical metal assemblies. The product provides an instant, low-pressure seal for metal pipes and fittings. It will not creep, shrink or block systems by shredding. Suitable for fast application at low temperatures. It has excellent chemical and thermal resistance and offers less migration of liquid product after application to the part. | | |



equipment-specific units

for bar blender

blenders

jar components

jars

complete



1

| | | | |
|--------------------|---|-----------------|--|
| Part No. | 696347 | Ref. No. | 0060176 0060191 DW60176 DW60191 |
| description | blender jar plastic 1500ml with blade | | |
| For models: | BK12, BK13, F1-KF1, F1-KF1INOX, F2-KF2, GM2-2, GM3, GM3-BK12, GM4, GM4-BK13, KF1, KF1S, KF2, KF2S | | |



1

| | | | |
|--------------------|---|-----------------|--------------------|
| Part No. | 696437 | Ref. No. | 0060178 DW60178 |
| description | blender jar plastic 1500ml with mixer disc | | |
| For models: | BK12, BK13, F1-KF1, F1-KF1INOX, F2-KF2, GM2-2, GM3, GM3-BK12, GM4, GM4-BK13, KF1, KF1S, KF2, KF2S | | |

gaskets



1

| | | | |
|--------------------|---|-----------------|--------------------|
| Part No. | 651007 | Ref. No. | 0060183 DW60183 |
| description | gasket ED ø 75mm ID ø 55mm thickness 3mm Qty 1 pcs | | |
| For models: | BK12, BK13, F1-KF1, F1-KF1INOX, F2-KF2, GM2-2, GM3, GM3-BK12, GM4, GM4-BK13, KF1, KF1S, KF2, KF2S | | |

actuators

group 1



1

| | | | |
|--------------------|---|-----------------|--------------------|
| Part No. | 698401 | Ref. No. | 0060107 DW60107 |
| description | mixer coupling for motor ø 30mm H 16mm IT M6 teeth 4 plastic | | |
| For models: | BK12, BK13, F1-KF1, F1-KF1INOX, F2-KF2, GM2-2, GM3, GM3-BK12, GM4, GM4-BK13, KF1, KF1S, KF2, KF2S | | |

group 3



1

| | | | |
|--------------------|--|-----------------|--------------------|
| Part No. | 698377 | Ref. No. | 0060106 DW60106 |
| description | mixer coupling for jar ø 53mm H 30mm ID ø 30mm plastic | | |
| For models: | BK12, BK13, GM2-2, KF1, KF2 | | |

for citrus juicers

juicer insert



1

| | | | |
|--------------------|-------------------------------------|-----------------|--------------------|
| Part No. | 650179 | Ref. No. | 0060559 DW60559 |
| description | juicer insert ø 74mm H 58mm plastic | | |
| For models: | S40-BK4 | | |



miscellaneous



| | | | |
|------------------------|--|-----------------|--|
| Part No. | 650178 | Ref. No. | 0061051 DW61051 |
| description | ball for citrus juicers ø 5mm | | |
| For models: | GM-2-BK11, GM3-BK12, GM4-BK13 | | |
| accessories for | 650178 | | |
| | Part No. | 650176 | Ref. No. 0060153 60153 DW60153 |
| | shaft for citrus juicers ø 6mm L 16mm | | |
| | Part No. | 650177 | Ref. No. 0061052 61052 DW61052 |
| | spring for citrus juicers ø 6mm L 25mm | | |



| | | | |
|------------------------|--|-----------------|--|
| Part No. | 650176 | Ref. No. | 0060153 DW60153 |
| description | shaft for citrus juicers ø 6mm L 16mm | | |
| For models: | BK10, BK11, BK12, BK13, GM-2-BK11, GM3, GM4, GM-BK11 | | |
| accessories for | 650176 | | |
| | Part No. | 650177 | Ref. No. 0061052 61052 DW61052 |
| | spring for citrus juicers ø 6mm L 25mm | | |
| | Part No. | 650178 | Ref. No. 0061051 61051 DW61051 |
| | ball for citrus juicers ø 5mm | | |



| | | | |
|------------------------|--|-----------------|--|
| Part No. | 650177 | Ref. No. | 0061052 DW61052 |
| description | spring for citrus juicers ø 6mm L 25mm | | |
| For models: | GM-2-BK11, GM3-BK12, GM4-BK13 | | |
| accessories for | 650177 | | |
| | Part No. | 650176 | Ref. No. 0060153 60153 DW60153 |
| | shaft for citrus juicers ø 6mm L 16mm | | |
| | Part No. | 650178 | Ref. No. 0061051 61051 DW61051 |
| | ball for citrus juicers ø 5mm | | |

for espresso machines

brewing units

filter holder gaskets

O-rings



| | | | |
|--------------------|---|-----------------|--|
| Part No. | 510409 | Ref. No. | 0013015 0013020 DW13015 DW13020 |
| description | O-ring EPDM thickness 5.34mm ID ø 56.52mm Qty 1 pcs | | |
| For models: | AQUA-50, AQUA-80, BB-2500, DUPLA-45, DUPLA-50, F, FP, GR300, GR800, HOOD-110, HOOD-110-E, HOOD-130, HOOD-130-ELETTRONICA, HOOD800SP-3D-GOGGLES-IMAX, K100, K120, K1600, K1600-ALTA-VELOCITA, K1700, K1800, K2100, K2200, K2500, K26, K26A, K2700, K3000, K3000+K10, K3100, K3100+K10, K3300, K3800, K3800+K10, K4000, K4400, K4400+K10, K5400, K5400+K10, K60, K90, KP130-ELETTRONICA, KP149, KP150, KP151, KP151-E, KP200, KP200-ELETTRONICA, KP202-E, KP2300, KP2300+KP23...(Other models you can see in the webshop) | | |

water dispersions

accessories



| | | | |
|--------------------|-------------------------|-----------------|--------------------|
| Part No. | 529494 | Ref. No. | 0096115 DW96115 |
| description | gasket water dispersion | | |
| For models: | GR300, GR800 | | |

steam/water taps

steam/water pipes

accessories

gaskets



| | | | |
|--------------------|---|-----------------|--------------------|
| Part No. | 510893 | Ref. No. | 0013003 DW13003 |
| description | O-ring EPDM thickness 2.62mm ID ø 9.92mm Qty 1 pcs | | |
| For models: | AQUA-35, AQUA-35-RL09, AQUA-37, AQUA-37-RL09, AQUA-40, AQUA-40-RL09, DUPLA-35, DUPLA-37, DUPLA-40, HOOD-110, HOOD-110-E, HOOD-130, HOOD-130-ELETTRONICA, HOOD800SP-3D-GOGGLES-IMAX, K100, K120, K35, K37, K40, K45, K50, K70, K80, K90, KP130-ELETTRONICA, KP149, KP150, KP151, KP151-E | | |



for coffee grinders

grinding burrs

screws



| | | | |
|--------------------|---|-----------------|--------------------|
| Part No. | 560365 | Ref. No. | 0011121 DW11121 |
| description | flat-headed bolt thread M4 thread L 8mm SS DIN 7985/ISO 7045 Qty 1 pcs intake Phillips head ø 8mm head thickness 3mm | | |
| For models: | AQUA-35, AQUA-35-RL09, AQUA-37, AQUA-37-RL09, AQUA-40, AQUA-40-RL09, AQUA-50, AQUA-80, DUPLA-35, DUPLA-37, DUPLA-40, DUPLA-45, DUPLA-50, HOOD-110, HOOD-110-E, HOOD-130, HOOD-130-ELETTRONICA, K70, KP130-ELETTRONICA | | |

for dishwashers

containers

container lids



| | | | |
|--------------------|--|-----------------|----------------------|
| Part No. | 517424 | Ref. No. | 00540044 DW540044 |
| description | lid for dosing container L 61mm W 50mm H 5mm mounting pos. front | | |
| For models: | K40-LUX, K41-LUX, LUX-40, LUX-40-ELETTRONICA, LUX-41-ELETTRONICA | | |



| | | | |
|--------------------|--|-----------------|----------------------|
| Part No. | 517423 | Ref. No. | 00540049 DW540049 |
| description | lid for dosing container L 84.5mm W 44mm H 10mm mounting pos. rear | | |
| For models: | K40-LUX, K41-LUX, LUX-40, LUX-40-ELETTRONICA, LUX-41-ELETTRONICA | | |

dosing containers



| | | | |
|--------------------|--|-----------------|----------------------|
| Part No. | 517380 | Ref. No. | 00540050 DW540050 |
| description | cleaner container L 94mm W 80mm H 130mm suitable for Dhr | | |
| For models: | K40-LUX, K41-LUX, LUX-40, LUX-40-ELETTRONICA, LUX-41-ELETTRONICA | | |

salt tanks



| | | | |
|--------------------|--|-----------------|------------------------|
| Part No. | 517398 | Ref. No. | 0016067/B DW16067/B |
| description | flat gasket rubber ED ø 82mm ID ø 66mm thickness 4mm for salt tank Qty 1 pcs | | |
| For models: | AQUA-35, AQUA-35-RL09, AQUA-37, AQUA-37-RL09, AQUA-40, AQUA-40-RL09, AQUA-50, AQUA-80, DUPLA-35, DUPLA-37, DUPLA-40, DUPLA-45, DUPLA-50, HOOD-110, HOOD-110-E, HOOD-130, HOOD-130-ELETTRONICA, K100, K36, K37, K40, K40-LUX, K45, K50, K60, K70, K90, KP130-ELETTRONICA, KP70-EL, KP85-EL, LUX-40, LUX-40-ELETTRONICA, LUX-60, LUX-60-ELETTRONICA, LUX-70-EL, LUX-85-ELETTRONICA | | |



| | | | |
|--------------------|--|-----------------|------------------------|
| Part No. | 517396 | Ref. No. | 0016067/D DW16067/D |
| description | lid ø 69mm H 19mm for salt tank ID ø 50.5mm | | |
| For models: | AQUA-35, AQUA-35-RL09, AQUA-37, AQUA-37-RL09, AQUA-40, AQUA-40-RL09, AQUA-50, AQUA-80, DUPLA-35, DUPLA-37, DUPLA-40, DUPLA-45, DUPLA-50, HOOD-110, HOOD-110-E, HOOD-130, HOOD-130-ELETTRONICA, K100, K36, K37, K40, K40-LUX, K45, K50, K60, K70, K90, KP130-ELETTRONICA, KP70-EL, KP85-EL, LUX-40, LUX-40-ELETTRONICA, LUX-60, LUX-60-ELETTRONICA, LUX-70-EL, LUX-85-ELETTRONICA | | |



1

| | | | |
|--------------------|--|-----------------|------------------------|
| Part No. | 517397 | Ref. No. | 0016067/C DW16067/C |
| description | nut \varnothing 93mm H 13mm for salt tank ID \varnothing 64mm | | |
| For models: | AQUA-35, AQUA-35-RL09, AQUA-37, AQUA-37-RL09, AQUA-40, AQUA-40-RL09, AQUA-50, AQUA-80, DUPLA-35, DUPLA-37, DUPLA-40, DUPLA-45, DUPLA-50, HOOD-110, HOOD-110-E, HOOD-130, HOOD-130-ELETTRONICA, K100, K36, K37, K40, K40-LUX, K45, K50, K60, K70, K90, KP130-ELETTRONICA, KP70-EL, KP85-EL, LUX-40, LUX-40-ELETTRONICA, LUX-60, LUX-60-ELETTRONICA, LUX-70-EL, LUX-85-ELETTRONICA | | |



1

| | | | |
|------------------------|--|-----------------|-----------------------------------|
| Part No. | 510929 | Ref. No. | 0016067 DW16067 |
| description | salt tank \varnothing 120mm H 117mm hose \varnothing 10mm mounting \varnothing 70mm overall height 157mm | | |
| For models: | K100, K36, K60, K90 | | |
| spare parts for | 510929 | | |
| | Part No. | Ref. No. | 0016067/A 16067/A DW16067/A |
| | O-ring EPDM thickness 3.53mm ID \varnothing 39.69mm Qty 1 pcs | | |
| | Part No. | Ref. No. | — |
| | nut \varnothing 92mm H 10.5mm for salt tank ID \varnothing 64mm | | |
| | Part No. | Ref. No. | — |
| | lid \varnothing 69mm H 20mm for salt tank ID \varnothing 50mm | | |
| accessories for | 510929 | | |
| | Part No. | Ref. No. | — |
| | flat gasket rubber ED \varnothing 81mm ID \varnothing 68mm thickness 3mm for salt tank Qty 1 pcs | | |
| | Part No. | Ref. No. | — |
| | gasket H 6mm D1 \varnothing 82mm D2 \varnothing 68mm | | |
| | Part No. | Ref. No. | — |
| | gasket rubber ED \varnothing 86mm ID \varnothing 66mm thickness 2mm for salt tank Qty 1 pcs | | |



1

| | | | |
|--------------------|---|-----------------|--------------------|
| Part No. | 517686 | Ref. No. | 0016072 DW16072 |
| description | salt tank \varnothing 90mm H 125mm with magnetic switch plastic | | |




1

| | | | |
|------------------------|---|-----------------|--|
| Part No. | 517347 | Ref. No. | 0016065 0016065+0016067/B+0016067C+0016067/D 16065+16067/A+16067/B+16067C+16067/D 16065+16067/B+16067C+16067/D DW16065 DW16065+DW16067/B+DW16067C+DW16067/D |
| description | salt tank \varnothing 90mm H 88mm complete | | |
| For models: | AQUA-35, AQUA-35-RL09, AQUA-37, AQUA-37-RL09, AQUA-40, AQUA-40-RL09, AQUA-50, AQUA-80, DUPLA-35, DUPLA-37, DUPLA-40, DUPLA-45, DUPLA-50, HOOD-110, HOOD-110-E, HOOD-130, HOOD-130-ELETTRONICA, K100, K37, K40, K40-LUX, K45, K50, K60, K70, K90, KP130-ELETTRONICA, KP70-EL, KP85-EL, LUX-40, LUX-40-ELETTRONICA, LUX-60, LUX-60-ELETTRONICA, LUX-70-EL, LUX-85-ELETTRONICA | | |
| spare parts for | 517347 | | |
| | Part No. | Ref. No. | 0016067/A 16067/A DW16067/A |
| | O-ring EPDM thickness 3.53mm ID \varnothing 39.69mm Qty 1 pcs | | |
| | Part No. | Ref. No. | 0016067/D 16067/D DW16067/D |
| | lid \varnothing 69mm H 19mm for salt tank ID \varnothing 50.5mm | | |
| | Part No. | Ref. No. | 0016067/C 16067/C DW16067/C |
| | nut \varnothing 93mm H 13mm for salt tank ID \varnothing 64mm | | |
| | Part No. | Ref. No. | 0016067/B 16067/B DW16067/B |
| | flat gasket rubber ED \varnothing 82mm ID \varnothing 66mm thickness 4mm for salt tank Qty 1 pcs | | |




| boilers | | | |
|---|--|-----------------|--|
| boilers for dishwashers | | | |
|  | | | |
| 1 | | | |
| Part No. | 517296 | Ref. No. | 00540006 00540006 + 00540040 540006 + 540040 DW540006 DW540006 + DW540040 |
| description | boiler | | |
| For models: | K40-LUX, LUX-40, LUX-40-ELETTRONICA, LUX-41-ELETTRONICA | | |
|  | | | |
| 1 | | | |
| Part No. | 517297 | Ref. No. | 0016904 DW16904 |
| description | boiler | | |
|  | | | |
| 1 | | | |
| Part No. | 517402 | Ref. No. | 003007013 DW3007013 |
| description | boiler | | |
| For models: | BB-2500, F, FP, K1600, K1600-ALTA-VELOCITA, K1800, K2100, K2200, K2500, K26, K26A, K3000, K3000+K10, K3100, K3100+K10, K3300, K3800, K3800+K10, K4000, K4400, K4400+K10, K5400, K5400+K10, KP2300, KP2300+KP23, KP2800, KP3000, KP4000, KT-1500 | | |
|  | | | |
| 1 | | | |
| Part No. | 517294 | Ref. No. | 00135905 00135905+0015066+0015205 135905+15066+15205 DW135905 DW135905+DW15066+DW15205 |
| description | boiler ø 113mm L 320mm | | |
| For models: | AQUA-37, AQUA-37-RL09, DUPLA-35, DUPLA-37, K35, K37 | | |
|  | | | |
| 1 | | | |
| Part No. | 517295 | Ref. No. | 00140905 DW140905 |
| description | boiler ø 113mm L 370mm | | |
| For models: | AQUA-37, AQUA-40, AQUA-40-RL09, DUPLA-40, K40 | | |



| | | | |
|--|------------------------|-----------------|--------------------|
|  | | | |
| 1 | | | |
| Part No. | 517298 | Ref. No. | 0017905 DW17905 |
| description | boiler ø 138mm L 210mm | | |


| | | | |
|--|------------------------|-----------------|--------------------|
|  | | | |
| 1 | | | |
| Part No. | 517299 | Ref. No. | 0026905 DW26905 |
| description | boiler ø 140mm L 335mm | | |

| | | | |
|--|--|-----------------|--|
|  | | | |
| 1 | | | |
| Part No. | 517300 | Ref. No. | 00150905 00150905+0015066+0015205 150905+15066+15205 DW150905 DW150905+DW15066+DW15205 |
| description | boiler ø 140mm L 390mm | | |
| For models: | AQUA-50, AQUA-80, DUPLA-45, DUPLA-50, K45, K50, K60, K70, K80, KP70-EL, LUX-60, LUX-60-ELETTRONICA, LUX-61- ELETTRONICA, LUX-70-EL | | |



| | | | |
|--|------------------------|-----------------|--|
|  | | | |
| 1 | | | |
| Part No. | 517301 | Ref. No. | 0015905 0015924 0015924+0015066 0015924+0015066+0015205 15924+15066 15924+15066+15205 DW15905 DW15924 DW15924+DW15066 DW15924+DW15066+DW15205 |
| description | boiler ø 140mm L 390mm | | |





| | | | |
|---|---|-----------------|--|
|  | | | |
| 1 | | | |
| Part No. | 517394 | Ref. No. | 003007012 003007012+0030002030+0075205 3007012+30002030+75205 DW3007012 |
| description | boiler ø 160mm L 530mm with insulation | | |
| For models: | BB-2500, F, FP, K1600, K1600-ALTA-VELOCITA, K1800, K2100, K2200, K2500, K26, K26A, K3000, K3000+K10, K3100, K3100+K10, K3300, K3800, K3800+K10, K4000, K4400, K4400+K10, K5400, K5400+K10, KP2300, KP2300+KP23, KP2800, KP3000, KP4000, KT-1500 | | |
| spare parts for | 517394 | | |
|  | Part No. | 517336 | Ref. No. 0030002030 30002030 DW30002030 |
| insulating mat boiler L 500mm W 155mm | | | |

| | | | |
|---|--|-----------------|--------------------|
| accessories | | | |
|  | | | |
| 1 | | | |
| Part No. | 517125 | Ref. No. | 0012506 DW12506 |
| description | hose connector | | |
| For models: | Accessories, AQUA-35, AQUA-37, AQUA-40, AQUA-50, AQUA-80, DUPLA-45, GR300, GR800, HOOD-110, HOOD-110-E, HOOD-130, HOOD-130-ELETRONICA, K100, K50, K70, K80, KP149, KP150, KP151, KP151-E, KP202-E, KP302-E, KP402-E, KP70-EL, KP85-EL, LUX-40, LUX-40-ELETRONICA, LUX-41-ELETRONICA, LUX-61-ELETRONICA, LUX-70-EL, LUX-85-ELETRONICA | | |

| | | | |
|--|---|-----------------|--------------------------|
|  | | | |
| 1 | | | |
| Part No. | 517336 | Ref. No. | 0030002030 DW30002030 |
| description | insulating mat boiler L 500mm W 155mm | | |
| For models: | BB-2500, F, FP, HOOD-110, HOOD-110-E, HOOD-130, HOOD-130-ELETRONICA, HOOD800SP-3D-GOGGLES-IMAX, K1600, K1600-ALTA-VELOCITA, K1800, K2100, K2200, K2500, K3000, K3000+K10, K3100, K3100+K10, K3300, K3800, K3800+K10, K4000, K4400, K4400+K10, K5400, K5400+K10, KP130-ELETRONICA, KP149, KP151, KP151-E, KP200-ELETRONICA, KP2300, KP2300+KP23, KP2800, KP3000, KP300-ELETRONICA, KP4000, KP400-ELETRONICA, KP85-EL, KT-1500, LUX-85, LUX-85-ELETRONICA | | |

| | | | |
|--|---|-----------------|--|
|  | | | |
| 1 | | | |
| Part No. | 517302 | Ref. No. | 0022002 0022002+0030002030+0075205 22002+30002030+75205 DW22002 |
| description | boiler with insulation ø 160mm L 500mm | | |
| For models: | HOOD-110, HOOD-110-E, HOOD-130, HOOD-130-ELETRONICA, HOOD800SP-3D-GOGGLES-IMAX, K100, K120, K90, KP130-ELETRONICA, KP149, KP150, KP151, KP151-E, KP85-EL, LUX-85, LUX-85-ELETRONICA | | |
| accessories for | 517302 | | |
|  | Part No. | 517337 | Ref. No. 0075205 75205 DW75205 |
| insulating mat boiler ø 160mm | | | |

| | | | |
|--|---|-----------------|--------------------|
|  | | | |
| 1 | | | |
| Part No. | 699262 | Ref. No. | 0015066 DW15066 |
| description | insulation for boiler L 455mm W 395mm thickness 2mm | | |
| For models: | AQUA-50, AQUA-80, DUPLA-45, DUPLA-50, K70, KP70-EL, LUX-60, LUX-60-ELETRONICA, LUX-61-ELETRONICA, LUX-70-EL | | |

| | | | |
|---|--|-----------------|---|
|  | | | |
| 1 | | | |
| Part No. | 517303 | Ref. No. | 0010600904 10600904+2x 30002030+91115 10600904+30002030+75205 DW10600904 |
| description | boiler with insulation ø 160mm L 530mm flange 4 hole flange inlet ø 12 | | |



softener cartridges

softening columns



1

| | | | |
|--------------------|--|-----------------|--------------------|
| Part No. | 530084 | Ref. No. | 0016066 DW16066 |
| description | softener 4-fold L 380mm W 180mm | | |
| For models: | AQUA-35-RL09, AQUA-37, AQUA-37-RL09, AQUA-40, AQUA-40-RL09, AQUA-50, AQUA-80, DUPLA-35, DUPLA-37, DUPLA-40, DUPLA-45, DUPLA-50, HOOD-110, HOOD-110-E, HOOD-130, HOOD-130-ELETTRONICA, K100, K36, K37, K40, K40-LUX, K50, K60, K70, K90, KP130-ELETTRONICA, KP70-EL, KP85-EL, LUX-40, LUX-40-ELETTRONICA, LUX-60, LUX-60-ELETTRONICA, LUX-70-EL, LUX-85-ELETTRONICA | | |

housing and bezels

fascias



1

| | | | |
|--------------------|---|-----------------|--------------------|
| Part No. | 517422 | Ref. No. | 0089306 DW89306 |
| description | bezel for thermometer L 90mm H 53.5mm | | |
| For models: | HOOD-110, HOOD-130, HOOD800SP-3D-GOGGLES-IMAX, KP149, KP151 | | |



1

| | | | |
|--------------------|--|-----------------|------------------|
| Part No. | 996014 | Ref. No. | 75311 DW75311 |
| description | cover for boiler H 40mm ø 125mm | | |
| For models: | BB-2500, F, FP, HOOD-110, HOOD-110-E, HOOD-130, HOOD-130-ELETTRONICA, HOOD800SP-3D-GOGGLES-IMAX, K1600, K1600-ALTA-VELOCITA, K1700, K1800, K2100, K2200, K2500, K2700, K3000, K3000+K10, K3100, K3100+K10, K3300, K3800, K3800+K10, K4000, K4400, K4400+K10, K5400, K5400+K10, KP130-ELETTRONICA, KP200-ELETTRONICA, KP2300, KP2300+KP23, KP2800, KP3000, KP300-ELETTRONICA, KP4000, KP400-ELETTRONICA, KP85-EL, KT-1500, LUX-85, LUX-85-ELETTRONICA | | |



1

| | | | |
|--------------------|------------------------------------|-----------------|--|
| Part No. | 517399 | Ref. No. | 00135600 00135606/A DW135600 DW135606/A |
| description | switch panel L 185mm W 85mm H 45mm | | |
| For models: | K35, K37, K40, K45, K50, K80 | | |

miscellaneous



1

| | | | |
|--------------------|---|-----------------|----------------------|
| Part No. | 517400 | Ref. No. | 00560007 DW560007 |
| description | bearing for door rubber ID ø 12mm mounting pos. left | | |
| For models: | K60, KP70-EL, LUX-60, LUX-60-ELETTRONICA, LUX-61-ELETTRONICA, LUX-70-EL | | |



1



| | | | |
|--------------------|--|-----------------|--------------------------|
| Part No. | 524803 | Ref. No. | 0011600018 DW11600018 |
| description | bracket for dishwasher rack SS L 25mm ED ø 10mm thread M6 | | |
| For models: | HOOD-110, HOOD-110-E, HOOD-130, HOOD-130-ELETTRONICA, HOOD800SP-3D-GOGGLES-IMAX, K120, KP130-ELETTRONICA | | |



1


| | | | |
|--------------------|---|-----------------|--------------------|
| Part No. | 698297 | Ref. No. | 0076081 DW76081 |
| description | duct ID ø 35mm ED ø 51mm thickness 14mm | | |
| For models: | HOOD-110, HOOD-110-E, HOOD-130, HOOD-130-ELETTRONICA, KP130-ELETTRONICA | | |





| | | | |
|---|--|-----------------|---|
|  | | | |
| 1 | | | |
| Part No. | 524076 | Ref. No. | 003003058 003003058+003004184 3003058+3004184 DW3003058 DW3003058+DW3004184 |
| description | magnet holder internal size 13mm H 60mm for dishwasher | | |
| For models: | K1600, K1600-ALTA-VELOCITA, K1800, K2100, K2200, K2500, K3000, K3000+K10, K3100, K3100+K10, K3300, K3800, K3800+K10, K4000, K4400, K4400+K10, K5400, K5400+K10, KP2300, KP2300+KP23, KP2800, KP3000, KP4000, KT-1500 | | |
| accessories for | 524076 | | |
|  | | | |
| Part No. | 524655 | Ref. No. | 003004184 3004184 DW3004184 |
| screw cap for magnet holder thread M16x1.25 SS WS 19 | | | |


hood mechanics for dishwashers


bushes

| | | | |
|---|--|-----------------|--------------------------|
|  | | | |
| 1 | | | |
| Part No. | 512423 | Ref. No. | 0011600055 DW11600055 |
| description | bush for hood handle | | |
| For models: | HOOD-110, HOOD-110-E, HOOD-130, HOOD-130-ELETTRONICA, HOOD800SP-3D-GOGGLES-IMAX, KP130-ELETTRONICA | | |


| | | | |
|---|---------------------|-----------------|--------------------------|
|  | | | |
| 1 | | | |
| Part No. | 517284 | Ref. No. | 0010800130 DW10800130 |
| description | bush hood mechanics | | |
| For models: | K100 | | |

| | | | |
|---|--------------------------|-----------------|--------------------|
|  | | | |
| 1 | | | |
| Part No. | 517279 | Ref. No. | 0075204 DW75204 |
| description | bush hood mechanics PTFE | | |
| For models: | K100 | | |

| | | | |
|---|-------------------------------|-----------------|--------------------------|
|  | | | |
| 1 | | | |
| Part No. | 517282 | Ref. No. | 0010800231 DW10800231 |
| description | cylinder liner hood mechanics | | |
| For models: | K100 | | |


| | | | |
|---|---|-----------------|--------------------------|
|  | | | |
| 1 | | | |
| Part No. | 694679 | Ref. No. | 0011600014 DW11600014 |
| description | roller ID ø 10.5mm L 33mm for hood mechanics D1 ø 22mm D2 ø 19.8mm | | |
| For models: | HOOD-110, HOOD-110-E, HOOD-130, HOOD-130-ELETTRONICA, K120, KP130-ELETTRONICA | | |

spring holders


| | | | |
|--|---|-----------------|--------------------|
|  | | | |
| 1 | | | |
| Part No. | 517285 | Ref. No. | 0070306 DW70306 |
| description | spring holder | | |
| For models: | HOOD-110, HOOD-110-E, HOOD800SP-3D-GOGGLES-IMAX, K100 | | |

guide bars


| | | | |
|---|--------------------------------------|-----------------|--------------------|
|  | | | |
| 1 | | | |
| Part No. | 517358 | Ref. No. | 0075304 DW75304 |
| description | guide bar L 600mm for hood mechanics | | |
| For models: | K100, K1700, K2700 | | |


| | | | |
|--|---|-----------------|--------------------------|
|  | | | |
| 1 | | | |
| Part No. | 517378 | Ref. No. | 0011600029 DW11600029 |
| description | guide bar L 650mm mounting pos. left for hood mechanics thickness 25mm | | |
| For models: | HOOD-110, HOOD-110-E, HOOD-130, HOOD-130-ELETTRONICA, K120, KP130-ELETTRONICA | | |





| | | | |
|--|---|-----------------|--|
|  <p>1</p> | | | |
| Part No. | 513019 | Ref. No. | 0011600028 003189041 DW11600028 DW3189041 |
| description | guide bar L 695mm mounting pos. right thickness 25mm | | |
| For models: | HOOD-110, HOOD-110-E, HOOD-130, HOOD-130-ELETTRONICA, K120, KP130-ELETTRONICA | | |


| | | | |
|--|---|-----------------|--------------------|
|  <p>2</p> | | | |
| Part No. | 524800 | Ref. No. | 0076080 DW76080 |
| description | guide bar L 700mm for hood W 26mm H 21mm | | |
| For models: | HOOD-110, HOOD-110-E, HOOD800SP-3D-GOGGLES-IMAX | | |

| | | | |
|---|--|-----------------|--------------------|
| rollers | | | |
|  <p>1</p> | | | |
| Part No. | 524805 | Ref. No. | 0089919 DW89919 |
| description | roller ø 23mm H 9.6mm for hood mechanics plastic white hole ø 8mm | | |
| For models: | HOOD-110, HOOD-110-E, HOOD-130, HOOD-130-ELETTRONICA, HOOD800SP-3D-GOGGLES-IMAX, K120, KP130-ELETTRONICA, KP302-E, KP402-E | | |

| | | | |
|--|---------------------------------------|-----------------|--------------------|
| miscellaneous | | | |
|  <p>1</p> | | | |
| Part No. | 517280 | Ref. No. | 0075203 DW75203 |
| description | bush with thread hood mechanics brass | | |
| For models: | K100 | | |

| | | | |
|--|--------------------|-----------------|--------------------|
|  <p>1</p> | | | |
| Part No. | 517281 | Ref. No. | 0075202 DW75202 |
| description | nut hood mechanics | | |
| For models: | K100 | | |

| | | | |
|--|------------------------|-----------------|--------------------------|
|  <p>1</p> | | | |
| Part No. | 517283 | Ref. No. | 0010800244 DW10800244 |
| description | roller for hood handle | | |

| | | | |
|---|--|-----------------|--------------------------|
| basket guides | | | |
| guide bars | | | |
|  <p>1</p> | | | |
| Part No. | 517813 | Ref. No. | 0010600923 DW10600923 |
| description | basket guide mounting pos. left/right L 450mm W 3.5mm H 37.5mm | | |
| For models: | HOOD-110, HOOD-110-E, HOOD-130, HOOD-130-ELETTRONICA, HOOD800SP-3D-GOGGLES-IMAX, K100, K120, KP130-ELETTRONICA | | |

| | | | |
|--|-----------------------------|-----------------|--------|
|  <p>1</p> | | | |
| Part No. | 692615 | Ref. No. | 392029 |
| description | guide L 293mm W 25mm H 92mm | | |
| For models: | K1700, K2700 | | |








| | | | |
|--|---|-----------------|--|
| air traps | | | |
| air traps | | | |
|  <p>1</p> | | | |
| Part No. | 517168 | Ref. No. | 0010911/D 00135911/D DW10911/D DW135911/D |
| description | air trap H 56mm | | |
| For models: | AQUA-37, DUPLA-35, DUPLA-37, DUPLA-40, K35, K37, K40, K70, KP70-EL, LUX-70-EL | | |
| accessories for | 517168 | | |
|  | | | |
| Part No. | 517173 | Ref. No. | 0013301 13301 DW13301 |
| description | flat gasket FIBER ED ø 14mm ID ø 8mm thickness 1.5mm Qty 1 pcs | | |




Table continues overleaf







| | | | |
|---|----------|--------|-----------------------------|
| accessories for | | 517168 | |
|  | Part No. | 517174 | Ref. No. |
| | | | 0011702 11702 DW11702 |
| nut thread M8 H 6.5mm WS 13 SS DIN/ISO DIN 934 / ISO 4032/8673 Qty 1 pcs | | | |

| | | | |
|---|--------|---|--|
| 1  | | | |
| Part No. | 517308 | Ref. No. | 0010911/C 00135911/C DW10911/C DW135911/C |
| description | | air trap H 65mm | |
| For models: | | AQUA-35, AQUA-35-RL09, AQUA-37-RL09, AQUA-40-RL09, K40, K90, KP149, KP151, KP151-E, KP85-EL, LUX-85, LUX-85-ELETTRONICA | |


| | | | |
|---|----------|--|-----------------------------|
| 1  | | | |
| Part No. | 517170 | Ref. No. | 00135911/B DW135911/B |
| description | | air trap H 75mm | |
| For models: | | AQUA-40, AQUA-50, AQUA-80, DUPLA-45, DUPLA-50, HOOD-110, HOOD-110-E, HOOD800SP-3D-GOGGLES-IMAX, K120, K40-LUX, KP130-ELETTRONICA, LUX-40, LUX-40-ELETTRONICA, LUX-41-ELETTRONICA, LUX-60, LUX-60-ELETTRONICA | |
| accessories for | | 517170 | |
|  | Part No. | 517173 | Ref. No. |
| | | | 0013301 13301 DW13301 |
| flat gasket FIBER ED ø 14mm ID ø 8mm thickness 1.5mm Qty 1 pcs | | | |
|  | Part No. | 517174 | Ref. No. |
| | | | 0011702 11702 DW11702 |
| nut thread M8 H 6.5mm WS 13 SS DIN/ISO DIN 934 / ISO 4032/8673 Qty 1 pcs | | | |

| | | | |
|---|----------|--|-----------------------------|
| 1  | | | |
| Part No. | 517172 | Ref. No. | 0080106 DW80106 |
| description | | air trap L 90mm ø 45mm stainless steel | |
| For models: | | BB-2500, F, FP, K1600, K1600-ALTA-VELOCITA, K1800, K2100, K2200, K2500, K3000, K3000+K10, K3100, K3100+K10, K3300, K3800, K3800+K10, K4000, K4400, K4400+K10, K5400, K5400+K10, KP2300, KP2300+KP23, KP2800, KP300, KP3000, KP300-ELETTRONICA, KP400, KP4000, KP400-ELETTRONICA, KT-1500 | |
| accessories for | | 517172 | |
|  | Part No. | 517173 | Ref. No. |
| | | | 0013301 13301 DW13301 |
| flat gasket FIBER ED ø 14mm ID ø 8mm thickness 1.5mm Qty 1 pcs | | | |
|  | Part No. | 517174 | Ref. No. |
| | | | 0011702 11702 DW11702 |
| nut thread M8 H 6.5mm WS 13 SS DIN/ISO DIN 934 / ISO 4032/8673 Qty 1 pcs | | | |



| | | | |
|---|----------|--|--|
| 1  | | | |
| Part No. | 517171 | Ref. No. | 0010402 0010911 00135911 DW10402 DW10911 DW135911 |
| description | | air trap L 90mm W 55mm H 31mm | |
| For models: | | GR300, GR800, HOOD-130, HOOD-130-ELETTRONICA, K100, K1700, K2700, K36, K45, K50, K60, K80, KP130-ELETTRONICA, KP150, KP200, KP200-ELETTRONICA, KP202-E, KP302-E, KP402-E | |
| accessories for | | 517171 | |
|  | Part No. | 517173 | Ref. No. |
| | | | 0013301 13301 DW13301 |
| flat gasket FIBER ED ø 14mm ID ø 8mm thickness 1.5mm Qty 1 pcs | | | |
|  | Part No. | 517174 | Ref. No. |
| | | | 0011702 11702 DW11702 |
| nut thread M8 H 6.5mm WS 13 SS DIN/ISO DIN 934 / ISO 4032/8673 Qty 1 pcs | | | |


| | | | |
|--|--------|---|--------------------------|
| 1  | | | |
| Part No. | 524797 | Ref. No. | 00135911/E DW135911/E |
| description | | air trap W 54mm H 45mm thread M8 hose ø 5mm plastic | |
| For models: | | LUX-61-ELETTRONICA | |


mechanics for flight type dishwashers


| | | | |
|---|--------|--|------------------------|
| 1  | | | |
| Part No. | 517818 | Ref. No. | 003060014 DW3060014 |
| description | | distance washers for tape L 46mm ø 15mm ID ø 9mm | |
| For models: | | F, FP | |





| | | | | | | | | | | | |
|--|---|-----------------|--|-----------------|--------|-----------------|-----------------------------------|--|--|--|--|
|  <p>1</p> | | | | | | | | | | | |
| Part No. | 524455 | Ref. No. | 003003020 003003021 003003116 DW3003020 DW3003021 DW3003116 | | | | | | | | |
| description | drive shaft for transport system L 225mm ø 120mm suitable for Dihr | | | | | | | | | | |
| For models: | K1600, K1600-ALTA-VELOCITA, K1700, K1800, K2100, K2200, K2500, K2700, K3000, K3000+K10, K3100, K3100+K10, K3300, K3800, K3800+K10, K4000, K4400, K4400+K10, K5400, K5400+K10, KP2300, KP2300+KP23, KP2800, KP3000, KP4000 | | | | | | | | | | |
| accessories for | 524455 | | | | | | | | | | |
|  <table border="1"> <tr> <td>Part No.</td> <td>524456</td> <td>Ref. No.</td> <td>003003012 3003012 DW3003012</td> </tr> <tr> <td colspan="4">roller for drive shaft L 27.3mm ø 30mm hole ø 12.5mm suitable for Dihr</td> </tr> </table> | | | | Part No. | 524456 | Ref. No. | 003003012 3003012 DW3003012 | roller for drive shaft L 27.3mm ø 30mm hole ø 12.5mm suitable for Dihr | | | |
| Part No. | 524456 | Ref. No. | 003003012 3003012 DW3003012 | | | | | | | | |
| roller for drive shaft L 27.3mm ø 30mm hole ø 12.5mm suitable for Dihr | | | | | | | | | | | |


| | | | |
|--|--------|-----------------|------------------------|
|  <p>1</p> | | | |
| Part No. | 517317 | Ref. No. | 003060001 DW3060001 |
| description | roller | | |
| For models: | F, FP | | |


| | | | |
|--|---|-----------------|------------------------|
|  <p>1</p> | | | |
| Part No. | 524456 | Ref. No. | 003003012 DW3003012 |
| description | roller for drive shaft L 27.3mm ø 30mm hole ø 12.5mm suitable for Dihr | | |
| For models: | K1600, K1600-ALTA-VELOCITA, K1700, K1800, K2100, K2200, K2500, K2700, K3000, K3000+K10, K3100, K3100+K10, K3300, K3800, K3800+K10, K4000, K4400, K4400+K10, K5400, K5400+K10, KP2300, KP2300+KP23, KP2800, KP3000, KP4000 | | |
| accessories for | 524456 | | |


| | | | |
|---|--------|-----------------|---|
|  | | | |
| Part No. | 524455 | Ref. No. | 003003020 003003021 003003116 3003020 3003021 3003116 DW3003020 DW3003021 DW3003116 |
| drive shaft for transport system L 225mm ø 120mm suitable for Dihr | | | |


| | | | |
|--|--|-----------------|------------------------|
|  <p>1</p> | | | |
| Part No. | 699563 | Ref. No. | 003060134 DW3060134 |
| description | gear wheel for impulse ø 150mm ID ø 35.5mm suitable for Dihr | | |
| For models: | BB-2500, F, FP | | |

| | | | |
|--|--|-----------------|------------------------|
|  <p>1</p> | | | |
| Part No. | 699261 | Ref. No. | 003060022 DW3060022 |
| description | gear wheel plastic W 37.5mm ID ø 25mm ED ø 150mm | | |
| For models: | BB-2500, F, FP | | |

| | | | |
|--|---|-----------------|------------------------|
|  <p>1</p> | | | |
| Part No. | 698412 | Ref. No. | 003000261 DW3000261 |
| description | gear wheel teeth 8 shaft intake ø 20mm ø 133mm tooth width 11mm plastic W 40mm for transport system suitable for dishwasher | | |
| For models: | K1600, K1600-ALTA-VELOCITA, K1800, K2100, K22, K2200, K23, K24, K2500, K3000, K3000+K10, K3100, K3100+K10, K3300, K3800, K3800+K10, K4000, K4400, K4400+K10, K5400, K5400+K10 | | |

| | | | |
|--|--|-----------------|------------------------|
|  <p>1</p> | | | |
| Part No. | 517371 | Ref. No. | 003003026 DW3003026 |
| description | roller L 22mm ø 24.5mm hole ø 8mm suitable for Dihr | | |
| For models: | K1600, K1600-ALTA-VELOCITA, K1700, K1800, K2100, K2200, K2500, K2700, K3000, K3000+K10, K3100, K3100+K10, K3300, K3800, K3800+K10, K4000, K4400, K4400+K10, K5400, K5400+K10 | | |

| | | | |
|--|--|-----------------|------------------------|
|  <p>1</p> | | | |
| Part No. | 517356 | Ref. No. | 003003048 DW3003048 |
| description | spacer for spindle ø 32mm | | |
| For models: | K1600, K1600-ALTA-VELOCITA, K1800, K2100, K22, K2200, K23, K24, K2500, K3000, K3000+K10, K3100, K3100+K10, K3300, K3800, K3800+K10, K4000, K4400, K4400+K10, K5400, K5400+K10, KT-1500 | | |

| | | | |
|--|---|-----------------|------------------------|
|  <p>1</p> | | | |
| Part No. | 524971 | Ref. No. | 003060035 DW3060035 |
| description | tappet for dishwasher L 75mm W 36mm H 90mm hole ø 9mm suitable for Dihr | | |
| For models: | F, FP | | |




backflow preventers

backflow preventers



1

| | | | |
|---|---|-----------------|----------------------------|
| Part No. | 516101 | Ref. No. | 00999900006 DW999900006 |
| description | backflow preventer dishwasher hose ø 12mm | | |
| For models: | AQUA-35, AQUA-37, AQUA-40, AQUA-50, AQUA-80, BB-2500, DUP LA-35, DUPLA-37, DUPLA-40, DUPLA-45, DUPLA-50, F, FP, HOOD-110, HOOD-130, HOOD-130-ELETRONICA, K1600, K1600-ALTA-VELOCITA, K1800, K2100, K2200, K2500, K3000, K3000+K10, K3100, K3100+K10, K3300, K3800, K3800+K10, K4000, K4400, K4400+K10, K5400, K5400+K10, K70, KP130-ELETRONICA, KP149, KP151, KP151-E, KP200-ELETRONICA, KP2300, KP2300+KP23, KP2800, KP3000, KP300-ELETRONICA, KP4000, KP400-ELETRONICA, KP70-EL, KP85-EL, KT-1500...(Other models you can see in the webshop) | | |
| spare parts for | 516101 | | |
|  | Part No. | 506367 | Ref. No. — |
| | flat gasket rubber ED ø 40mm ID ø 28mm thickness 1.8mm Qty 1 pcs | | |

accessories



1

| | | | |
|--------------------|-------------|-----------------|------------------|
| Part No. | 996010 | Ref. No. | 15284 DW15284 |
| description | ball ø 16mm | | |



1

| | | | |
|--------------------|---|-----------------|------------------|
| Part No. | 996012 | Ref. No. | 15280 DW15280 |
| description | body for back flow restrictor L 71mm W 56mm H 32mm hose ø 12mm | | |
| For models: | BB-2500, F, FP, HOOD800SP-3D-GOGGLES-IMAX, K1700, K1800, K2100, K2200, K2500, K2700, K3000, K3000+K10, K3100, K3100+K10, K3300, K3800, K3800+K10, K4000, K4400, K4400+K10, K5400, K5400+K10, KP2300, KP2300+KP23, KP2800, KP3000, KP4000, KT-1500 | | |



1

| | | | |
|--------------------|---|-----------------|------------------|
| Part No. | 996013 | Ref. No. | 15282 DW15282 |
| description | lid for back flow restrictor ø 40mm H 14.5mm plastic | | |
| For models: | AQUA-35-RL09, AQUA-37-RL09, AQUA-40-RL09, BB-2500, F, FP, HOOD800SP-3D-GOGGLES-IMAX, K1700, K1800, K2100, K2200, K2500, K2700, K3000, K3000+K10, K3100, K3100+K10, K3300, K3800, K3800+K10, K4000, K4400, K4400+K10, K5400, K5400+K10, KP2300, KP2300+KP23, KP2800, KP3000, KP4000, KT-1500 | | |



1

| | | | |
|--------------------|---|-----------------|------------------|
| Part No. | 996011 | Ref. No. | 15281 DW15281 |
| description | nut with hole L 32mm W 32mm H 25mm thread M26x1.5 WS 32 plastic | | |
| For models: | AQUA-35-RL09, AQUA-37-RL09, AQUA-40-RL09, BB-2500, F, FP, HOOD800SP-3D-GOGGLES-IMAX, K1700, K1800, K2100, K2200, K2500, K2700, K3000, K3000+K10, K3100, K3100+K10, K3300, K3800, K3800+K10, K4000, K4400, K4400+K10, K5400, K5400+K10, KP2300, KP2300+KP23, KP2800, KP3000, KP4000, KT-1500 | | |

miscellaneous



1

| | | | |
|--------------------|--|-----------------|--|
| Part No. | 506160 | Ref. No. | 0011185 0011611 DW11185 DW11611 |
| description | plain washer ID ø 8.6mm ED ø 16mm thickness 1.5mm SS Qty 1 pcs | | |
| For models: | BB-2500, F, FP, HOOD800SP-3D-GOGGLES-IMAX, K100, K1600, K1600-ALTA-VELOCITA, K1700, K1800, K2100, K2200, K2500, K2700, K3000, K3000+K10, K3100, K3100+K10, K3300, K3800, K3800+K10, K4000, K4400, K4400+K10, K5400, K5400+K10, K70, KP149, KP150, KP151, KP151-E | | |



1

| | | | |
|--------------------|--|-----------------|------------------------|
| Part No. | 517819 | Ref. No. | 003009387 DW3009387 |
| description | spacer ring for intake tap D1 ø 30mm ID ø 17mm | | |
| For models: | BB-2500, F, FP, K1600, K1600-ALTA-VELOCITA, K1700, K1800, K2100, K2200, K2500, K2700, K3000, K3000+K10, K3100, K3100+K10, K3300, K3800, K3800+K10, K4000, K4400, K4400+K10, K5400, K5400+K10, KP2300, KP2300+KP23, KP2800, KP3000, KP4000, KT-1500 | | |

door mechanics

bolts




1

| | | | |
|--------------------|--------------|-----------------|--------------------|
| Part No. | 517290 | Ref. No. | 0075201 DW75201 |
| description | door bolt SS | | |
| For models: | K100 | | |





springs


tension springs


| | | | |
|---|--|-----------------|----------------------|
|  | | | |
| 1 | | | |
| Part No. | 517421 | Ref. No. | 00570200 DW570200 |
| description | tension spring ø 12mm total length 240mm wire gauge ø 1.8mm for door Qty 1 pcs | | |
| For models: | KP70-EL, LUX-60, LUX-60-ELETTRONICA, LUX-61-ELETTRONICA, LUX-70-EL | | |


linkage

| | | | |
|---|---|-----------------|----------------------|
|  | | | |
| 1 | | | |
| Part No. | 512425 | Ref. No. | 00250041 DW250041 |
| description | door pin L 190mm mounting pos. left/right | | |
| For models: | AQUA-35, AQUA-35-RL09, AQUA-37, AQUA-37-RL09, AQUA-40, AQUA-40-RL09, DUPLA-35, DUPLA-37, DUPLA-40 | | |

| | | | |
|---|--|-----------------|----------------------|
|  | | | |
| 1 | | | |
| Part No. | 517388 | Ref. No. | 00150221 DW150221 |
| description | door pin L 193mm mounting pos. left/right | | |
| For models: | AQUA-50, AQUA-80, DUPLA-45, DUPLA-50, K40, K45, K50, K80 | | |


| | | | |
|---|------------------------|-----------------|--------------------|
|  | | | |
| 1 | | | |
| Part No. | 524951 | Ref. No. | 0015009 DW15009 |
| description | door pin L 580mm ø 8mm | | |
| For models: | K70 | | |

| | | | |
|---|-------------------------------------|-----------------|--------------------------|
|  | | | |
| 1 | | | |
| Part No. | 517263 | Ref. No. | 00135221/A DW135221/A |
| description | door pin mounting pos. left tie bar | | |
| For models: | K35, K37 | | |

| | | | |
|--|--------------------------------------|-----------------|----------------------|
|  | | | |
| 1 | | | |
| Part No. | 517262 | Ref. No. | 00135221 DW135221 |
| description | door pin mounting pos. right tie bar | | |
| For models: | K35, K37 | | |

| | | | |
|--|--|-----------------|--------------------------|
|  | | | |
| 1 | | | |
| Part No. | 517274 | Ref. No. | 00150221/A DW150221/A |
| description | door pin tie bar | | |
| For models: | K90, KP85-EL, LUX-85, LUX-85-ELETTRONICA | | |




sliding plates




| | | | |
|--|---|-----------------|----------------------|
|  | | | |
| 1 | | | |
| Part No. | 517264 | Ref. No. | 00150401 DW150401 |
| description | sliding plate sliding plate | | |
| For models: | AQUA-35, AQUA-35-RL09, AQUA-37, AQUA-37-RL09, AQUA-40, AQUA-40-RL09, AQUA-50, AQUA-80, DUPLA-35, DUPLA-37, DUPLA-40, DUPLA-45, DUPLA-50, K35, K37, K40, K45, K50, K80, K90, KP85-EL, LUX-85, LUX-85-ELETTRONICA | | |

hinges

| | | | |
|--|---|-----------------|------------------------|
|  | | | |
| 1 | | | |
| Part No. | 517268 | Ref. No. | 0011835/A DW11835/A |
| description | bush ID ø 8mm H 9mm bush thread M11x1 WS 13 | | |
| For models: | AQUA-50, AQUA-80 | | |




| | | | |
|---|---|-----------------|--|
|  | | | |
| 1 | | | |
| Part No. | 517267 | Ref. No. | 00150211 DW150211 |
| description | door hinge hinge mounting pos. left | | |
| For models: | AQUA-50, AQUA-80, K40, K45, K50, K80 | | |
| accessories for | 517267 | | |
|  | Part No. | 517266 | Ref. No. |
| | | | 00150200 00150210 150200 150210 DW150200 DW150210 |
| | door hinge hinge mounting pos. right | | |
|  | Part No. | 517268 | Ref. No. |
| | | | 0011835/A 11835/A DW11835/A |
| | bush ID ø 8mm H 9mm bush thread M11x1 WS 13 | | |

| | | | |
|---|---|-----------------|--|
|  | | | |
| 1 | | | |
| Part No. | 517266 | Ref. No. | 00150200 00150210 DW150200 DW150210 |
| description | door hinge hinge mounting pos. right | | |
| For models: | AQUA-50, AQUA-80, K40, K45, K50, K80 | | |
| accessories for | 517266 | | |
|  | Part No. | 517267 | Ref. No. |
| | | | 00150211 150211 DW150211 |
| | door hinge hinge mounting pos. left | | |
|  | Part No. | 517268 | Ref. No. |
| | | | 0011835/A 11835/A DW11835/A |
| | bush ID ø 8mm H 9mm bush thread M11x1 WS 13 | | |


| | | | |
|---|--|-----------------|----------------------|
|  | | | |
| 1 | | | |
| Part No. | 517271 | Ref. No. | 00550909 DW550909 |
| description | spring holder spring holder mounting pos. left | | |
| For models: | K90, KP85-EL, LUX-85, LUX-85-ELETTRONICA | | |


| | | | |
|--|---|-----------------|----------------------|
|  | | | |
| 1 | | | |
| Part No. | 517270 | Ref. No. | 00550908 DW550908 |
| description | spring holder spring holder mounting pos. right | | |
| For models: | K90, KP85-EL, LUX-85, LUX-85-ELETTRONICA | | |


door guides

| | | | |
|--|---------------------------------|-----------------|--------------------------------------|
|  | | | |
| 1 | | | |
| Part No. | 508421 | Ref. No. | 0011600030 11600036 DW11600030 |
| description | opposite support conversion kit | | |

door bumpers

| | | | |
|--|--|-----------------|----------------------|
|  | | | |
| 1 | | | |
| Part No. | 517265 | Ref. No. | 00135222 DW135222 |
| description | door bumper end stop | | |
| For models: | AQUA-50, AQUA-80, DUPLA-45, DUPLA-50, K35, K37, K40, K45, K50, K80, K90, KP85-EL, LUX-85, LUX-85-ELETTRONICA | | |

| | | | |
|---|---|-----------------|----------------------|
|  | | | |
| 1 | | | |
| Part No. | 512426 | Ref. No. | 00250042 DW250042 |
| description | door bumper L 16mm W 12mm | | |
| For models: | AQUA-35, AQUA-35-RL09, AQUA-37, AQUA-37-RL09, AQUA-40, AQUA-40-RL09, DUPLA-35, DUPLA-37, DUPLA-40 | | |

| | | | |
|---|--------------------------------------|-----------------|----------------------|
|  | | | |
| 1 | | | |
| Part No. | 694629 | Ref. No. | 00590014 DW590014 |
| description | door bumper silicone ø 11.5mm L 18mm | | |



door shafts



1

| | | | |
|-----------------|--------|-----------------|--------------------|
| Part No. | 517814 | Ref. No. | 0016046 DW16046 |
|-----------------|--------|-----------------|--------------------|

description door guides ø 8mm L 490mm



1

| | | | |
|-----------------|--------|-----------------|--------------------|
| Part No. | 517372 | Ref. No. | 0018136 DW18136 |
|-----------------|--------|-----------------|--------------------|

description door shaft ø 8mm L 432mm for dishwasher

For models: K36

locks



1

| | | | |
|-----------------|--------|-----------------|--------------------------|
| Part No. | 517278 | Ref. No. | 00150402/D DW150402/D |
|-----------------|--------|-----------------|--------------------------|

description counterpart door catch

For models: AQUA-35, AQUA-35-RL09, AQUA-37, AQUA-37-RL09, AQUA-40, AQUA-40-RL09, DUPLA-35, DUPLA-37, DUPLA-40, K35, K37



1

| | | | |
|-----------------|--------|-----------------|--------------------|
| Part No. | 517275 | Ref. No. | 0010775 DW10775 |
|-----------------|--------|-----------------|--------------------|

description door catch catch

For models: AQUA-50, AQUA-80, DUPLA-45, DUPLA-50, K45, K50, K80, KP149



1

| | | | |
|-----------------|--------|-----------------|----------------------|
| Part No. | 517276 | Ref. No. | 00150402 DW150402 |
|-----------------|--------|-----------------|----------------------|

description door catch catch

For models: AQUA-35, AQUA-35-RL09, AQUA-37, AQUA-37-RL09, AQUA-40, AQUA-40-RL09, DUPLA-35, DUPLA-37, DUPLA-40, K35, K37, K40

accessories for 517276



| | | | |
|-----------------|--------|-----------------|--------------------------------|
| Part No. | 517277 | Ref. No. | 00150403 150403 DW150403 |
|-----------------|--------|-----------------|--------------------------------|

description gasket for catch

accessories for 517276



| | | | |
|-----------------|--------|-----------------|--------------------------------------|
| Part No. | 517278 | Ref. No. | 00150402/D 150402/D DW150402/D |
|-----------------|--------|-----------------|--------------------------------------|

description counterpart door catch

miscellaneous



1

| | | | |
|-----------------|--------|-----------------|----------------------|
| Part No. | 524955 | Ref. No. | 00560006 DW560006 |
|-----------------|--------|-----------------|----------------------|

description bearing for door ID ø 12mm H 22mm L 32mm W 9mm mounting pos. right

For models: K60, KP70-EL, LUX-60, LUX-60-ELETTRONICA, LUX-61-ELETTRONICA, LUX-70-EL



1

| | | | |
|-----------------|--------|-----------------|------------------------|
| Part No. | 507552 | Ref. No. | 003009269 DW3009269 |
|-----------------|--------|-----------------|------------------------|

description stop for door SS H 60mm L 72mm W 38mm

For models: BB-2500, F, FP, K1600, K1600-ALTA-VELOCITA, K1700, K1800, K2100, K2200, K2500, K2700, K3000, K3000+K10, K3100, K3100+K10, K3300, K3800, K3800+K10, K4000, K4400, K4400+K10, K5400, K5400+K10, KP2300, KP2300+KP23, KP2800, KP3000, KP4000, KT-1500

screw connections



1

| | | | |
|-----------------|--------|-----------------|--------------------------|
| Part No. | 517304 | Ref. No. | 0010200276 DW10200276 |
|-----------------|--------|-----------------|--------------------------|

description nut thread 1/2" for thermowell

For models: K100, KP150, KP151



1

| | | | |
|-----------------|--------|-----------------|--------------------|
| Part No. | 517007 | Ref. No. | 0015042 DW15042 |
|-----------------|--------|-----------------|--------------------|

description screw connection

For models: HOOD-130, HOOD-130-ELETTRONICA, K100, K120, K70, K90, KP130-ELETTRONICA, KP149, KP150, KP151, KP151-E




curtains

curtains




1

| | | | |
|--------------------|---|-----------------|------------------------|
| Part No. | 533006 | Ref. No. | 003004050 DW3004050 |
| description | curtain W 545mm H 590mm LANG thickness 1.6mm | | |
| For models: | BB-2500, K1600, K1600-ALTA-VELOCITA, K1800, K2100, K2200, K2500, K3000, K3000+K10, K3100, K3100+K10, K3300, K3800, K3800+K10, K4000, K4400, K4400+K10, K5400, K5400+K10, KP2300, KP2300+KP23, KP3000, KP4000, KT-1500 | | |



1

| | | | |
|--------------------|---|-----------------|------------------------|
| Part No. | 524801 | Ref. No. | 003004051 DW3004051 |
| description | curtain W 620mm H 500mm plastic thickness 1.4mm for dishwasher | | |
| For models: | BB-2500, K1600, K1600-ALTA-VELOCITA, K1700, K1800, K2100, K2200, K2500, K2700, K3000, K3000+K10, K3100, K3100+K10, K3300, K3800, K3800+K10, K4000, K4400, K4400+K10, K5400, K5400+K10, KP2300, KP2300+KP23, KP2800, KP3000, KP4000, KT-1500 | | |



1

| | | | |
|--------------------|---|-----------------|------------------------|
| Part No. | 533020 | Ref. No. | 003060023 DW3060023 |
| description | curtain W 725mm mounting pos. 500 thickness 1.5mm | | |
| For models: | F, FP | | |

curtain rods



1

| | | | |
|--------------------|---|-----------------|------------------------|
| Part No. | 533017 | Ref. No. | 003004052 DW3004052 |
| description | curtain rod L 635mm ø 8mm | | |
| For models: | BB-2500, K1600, K1600-ALTA-VELOCITA, K1700, K1800, K2100, K2200, K2500, K2700, K3000, K3000+K10, K3100, K3100+K10, K3300, K3800, K3800+K10, K4000, K4400, K4400+K10, K5400, K5400+K10, KP2300, KP2300+KP23, KP2800, KP3000, KP4000, KT-1500 | | |

washing and rinsing systems



1

| | | | |
|--------------------|-------------------|-----------------|--------------------|
| Part No. | 517086 | Ref. No. | 0088126 DW88126 |
| description | bush for wash arm | | |
| For models: | KP300, KP400 | | |



1


| | | | |
|--------------------|---|-----------------|--------------------------|
| Part No. | 517682 | Ref. No. | 0010200121 DW10200121 |
| description | bush for wash arm mounting pos. upper H 52mm thread 1¼" D1 ø 54mm D2 ø 41mm Qty 1 pcs | | |





1


| | | | |
|--------------------|--|-----------------|--------------------|
| Part No. | 517341 | Ref. No. | 0075320 DW75320 |
| description | bush ID ø 16mm ED ø 48mm | | |
| For models: | F, FP, HOOD-110, HOOD-110-E, HOOD-130, HOOD-130-ELETTRONICA, K100, K120, KP130-ELETTRONICA, KP149, KP150, KP151, KP151-E | | |





| | | | |
|--|---|-----------------|--------------------|
|  <p>1</p> | | | |
| Part No. | 517310 | Ref. No. | 0010260 DW10260 |
| description | connector holder | | |
| For models: | AQUA-50, AQUA-80, DUPLA-45, DUPLA-50, HOOD-110, HOOD-110-E, HOOD800SP-3D-GOGGLES-IMAX, K100, K35, K37, K40, K45, K50, K60, K70, K80, KP150, KP151, LUX-60, LUX-60-ELETTRONICA, LUX-61-ELETTRONICA | | |


| | | | |
|--|--------|-----------------|--------------------|
|  <p>1</p> | | | |
| Part No. | 517103 | Ref. No. | 0010204 DW10204 |
| description | cover | | |


| | | | |
|--|---|-----------------|--------------------|
|  <p>1</p> | | | |
| Part No. | 517094 | Ref. No. | 0019250 DW19250 |
| description | cover for rinse arm shaft H 108mm D1 ø 28mm | | |
| For models: | AQUA-35, DUPLA-35, DUPLA-37, K45 | | |

| | | | |
|--|---|-----------------|----------------------|
|  <p>1</p> | | | |
| Part No. | 517098 | Ref. No. | 00135250 DW135250 |
| description | cover for rinse arm shaft mounting pos. lower | | |
| For models: | AQUA-37, DUPLA-35, DUPLA-37, K35, K37 | | |


| | | | |
|--|---|-----------------|--------------------|
|  <p>1</p> | | | |
| Part No. | 504370 | Ref. No. | 0016250 DW16250 |
| description | cover for rinse arm shaft mounting pos. lower H 102mm D1 ø 27.5mm D2 ø 30mm L1 32mm L2 59mm ID ø 25mm | | |
| For models: | AQUA-40, DUPLA-40, K40 | | |

| | | | |
|---|--|-----------------|--------------------|
|  <p>1</p> | | | |
| Part No. | 517100 | Ref. No. | 0018250 DW18250 |
| description | cover wash arm support mounting pos. lower | | |


| | | | |
|--|---|-----------------|----------------------|
|  <p>1</p> | | | |
| Part No. | 517129 | Ref. No. | 00550225 DW550225 |
| description | cover wash arm support mounting pos. lower | | |
| For models: | AQUA-50, AQUA-80, DUPLA-45, DUPLA-50, KP85-EL, LUX-60, LUX-60-ELETTRONICA, LUX-85, LUX-85-ELETTRONICA | | |


| | | | |
|--|--|-----------------|--|
|  <p>1</p> | | | |
| Part No. | 517130 | Ref. No. | 00560004 00560024 DW560004 DW560024 |
| description | cover wash arm support mounting pos. lower | | |
| For models: | K60, KP70-EL, LUX-70-EL | | |


| | | | |
|--|--|-----------------|--------------------|
|  <p>1</p> | | | |
| Part No. | 517374 | Ref. No. | 0013304 DW13304 |
| description | duct D1 ø 20mm D2 ø 14mm L 17mm int. ø 110mm | | |
| For models: | HOOD-110, HOOD-110-E, HOOD-130, HOOD-130-ELETTRONICA, HOOD800SP-3D-GOGGLES-IMAX, K100, K120, K1700, K2100, K2200, K2500, K2700, K3000, K3000+K10, K3100, K3100+K10, K3300, K35, K36, K37, K3800, K3800+K10, K40, K4000, K4400, K4400+K10, K45, K50, K5400, K5400+K10, K70, K80, K90, KP130-ELETTRONICA, KP149, KP150, KP151, KP151-E | | |


| | | | |
|---|--------------------------------|-----------------|------------------------|
|  <p>1</p> | | | |
| Part No. | 517112 | Ref. No. | 0015039/A DW15039/A |
| description | extension for wash arm support | | |
| For models: | K70, K80 | | |





| | | | |
|---|--------------------------------|-----------------|--------------------|
|  | | | |
| 1 | | | |
| Part No. | 517114 | Ref. No. | 0015039 DW15039 |
| description | extension for wash arm support | | |
| For models: | K100, K50, K80 | | |


| | | | |
|---|------------------------------------|-----------------|--|
|  | | | |
| 1 | | | |
| Part No. | 517120 | Ref. No. | 0022031 0022050 DW22031 DW22050 |
| description | extension for wash arm support | | |
| For models: | K100, KP149, KP150, KP151, KP151-E | | |


| | | | |
|---|---|-----------------|--------------------|
|  | | | |
| 1 | | | |
| Part No. | 517095 | Ref. No. | 0016038 DW16038 |
| description | flange ø 60mm | | |
| For models: | AQUA-35, AQUA-37, AQUA-40, DUPLA-35, DUPLA-37, DUPLA-40, K35, K37, K40, K45 | | |


| | | | |
|---|--|-----------------|----------------------|
|  | | | |
| 1 | | | |
| Part No. | 517148 | Ref. No. | 00540032 DW540032 |
| description | flat gasket rubber ED ø 57mm ID ø 43mm thickness 2mm Qty 1 pcs | | |
| For models: | DUPLA-40, K40-LUX, K41-LUX, LUX-40, LUX-40-ELETTRONICA, LUX-41-ELETTRONICA, LUX-61-ELETTRONICA | | |


| | | | |
|---|--|-----------------|------------------------|
|  | | | |
| 1 | | | |
| Part No. | 511944 | Ref. No. | 0013306/A DW13306/A |
| description | gasket for wash pipe ø 41mm thickness 10mm ID ø 27mm | | |
| For models: | AQUA-37, AQUA-40, K37, K40, K45, K50, K80 | | |


| | | | |
|---|--|-----------------|--------------------|
|  | | | |
| 1 | | | |
| Part No. | 517138 | Ref. No. | 0010225 DW10225 |
| description | guide for rinse arm shaft | | |
| For models: | LUX-40, LUX-40-ELETTRONICA, LUX-61-ELETTRONICA | | |

| | | | |
|--|---------------------------|-----------------|--------------------|
|  | | | |
| 1 | | | |
| Part No. | 517164 | Ref. No. | 0015152 DW15152 |
| description | manifold connection 3-way | | |
| For models: | K45 | | |


| | | | |
|--|------------------------------------|-----------------|--------------------|
|  | | | |
| 1 | | | |
| Part No. | 517165 | Ref. No. | 0015165 DW15165 |
| description | manifold connection 3-way | | |
| For models: | K50, K60, K80, KP200, KP300, KP400 | | |


| | | | |
|--|---|-----------------|--------------------|
|  | | | |
| 1 | | | |
| Part No. | 517163 | Ref. No. | 0015151 DW15151 |
| description | manifold connection 4-way | | |
| For models: | AQUA-35, AQUA-37, AQUA-40, K35, K37, K40, K40-LUX, LUX-40, LUX-40-ELETTRONICA | | |

| | | | |
|--|--|-----------------|--|
|  | | | |
| 1 | | | |
| Part No. | 517134 | Ref. No. | 00540010 00540069 DW540010 DW540069 |
| description | nut | | |
| For models: | DUPLA-40, K40-LUX, K41-LUX, LUX-40, LUX-40-ELETTRONICA, LUX-41-ELETTRONICA, LUX-61-ELETTRONICA | | |

| | | | |
|--|---|-----------------|--------------------|
|  | | | |
| 1 | | | |
| Part No. | 517070 | Ref. No. | 0075317 DW75317 |
| description | nut for wash arm | | |
| For models: | F, FP, HOOD-110, HOOD-110-E, HOOD-130, HOOD-130-ELETTRONICA, K100, K120, K90, KP130-ELETTRONICA, KP149, KP150, KP151, KP151-E, KP202-E, KP300-ELETTRONICA, KP302-E, KP400-ELETTRONICA, KP402-E, KP85-EL, LUX-85, LUX-85-ELETTRONICA | | |




| | | | |
|--|--------------------------|-----------------|--------------------|
|  <p>1</p> | | | |
| Part No. | 517085 | Ref. No. | 0080222 DW80222 |
| description | nut for wash arm | | |
| For models: | KP200, KP200-ELETTRONICA | | |



| | | | |
|--|--|-----------------|----------------------|
|  <p>1</p> | | | |
| Part No. | 524959 | Ref. No. | 00500702 DW500702 |
| description | nut for wash arm mounting pos. upper/lower ø 35mm H 34mm PTFE | | |
| For models: | AQUA-50, AQUA-80, DUPLA-50, KP70-EL, LUX-60, LUX-60-ELETTRONICA, LUX-61-ELETTRONICA, LUX-70-EL | | |


| | | | |
|---|--|-----------------|--|
|  <p>1</p> | | | |
| Part No. | 517154 | Ref. No. | 00500610 00500623 DW500610 DW500623 |
| description | nut mounting pos. upper for wash arm support | | |
| For models: | AQUA-50, AQUA-80, DUPLA-45, DUPLA-50, K60, KP70-EL, KP85-EL, LUX-60, LUX-60-ELETTRONICA, LUX-70-EL, LUX-85, LUX-85-ELETTRONICA | | |


| | | | |
|--|---|-----------------|--------------------|
|  <p>1</p> | | | |
| Part No. | 524853 | Ref. No. | 0012518 DW12518 |
| description | reducer for wash arm support ø 30mm ID ø 14mm ED ø 24.5mm H 9mm | | |
| For models: | AQUA-37, K41-LUX | | |

| | | | |
|--|--|-----------------|--|
|  <p>1</p> | | | |
| Part No. | 524973 | Ref. No. | 0010600503 0016528 DW10600503 DW16528 |
| description | rinse arm boss mounting pos. upper/lower ø 30mm H 25mm | | |
| For models: | KP200, KP300, KP400 | | |


| | | | |
|---|--|-----------------|--------------------|
|  <p>1</p> | | | |
| Part No. | 517155 | Ref. No. | 0075319 DW75319 |
| description | rinse arm support for stationary arms mounting pos. upper | | |
| For models: | HOOD-110, HOOD-110-E, HOOD-130, HOOD-130-ELETTRONICA, HOOD800SP-3D-GOGGLES-IMAX, K100, K120, KP130-ELETTRONICA, KP149, KP150, KP151, KP151-E | | |


| | | | |
|---|---------------------------------------|-----------------|--|
|  <p>1</p> | | | |
| Part No. | 517143 | Ref. No. | 0010909 0010909/A DW10909 DW10909/A |
| description | rinse arm support mounting pos. upper | | |
| For models: | K35, K37, K40, K45 | | |
| accessories for | 517143 | | |
|  | | | |
| Part No. | 517066 | Ref. No. | 0011101/A 11101/A DW11101/A |
| Thumb screw thread M8 thread L 8mm ø 30mm H 3mm SS mounting pos. upper | | | |


| | | | |
|---|--|-----------------|--------------------------|
|  <p>1</p> | | | |
| Part No. | 517161 | Ref. No. | 0010600202 DW10600202 |
| description | rinse arm support mounting pos. upper | | |
| For models: | KP200, KP200-ELETTRONICA, KP300, KP300-ELETTRONICA, KP400, KP400-ELETTRONICA | | |


| | | | |
|---|--|-----------------|------------------------|
|  <p>1</p> | | | |
| Part No. | 524952 | Ref. No. | 003003129 DW3003129 |
| description | rinse arm support mounting pos. upper/lower thread 3/8" hose ø 11.5mm | | |
| For models: | F, FP, K1700, K2500, K2700, K3000, K3000+K10, K3100, K3100+K10, K3300, K3800, K3800+K10, K4000, K4400, K4400+K10, K5400, K5400+K10 | | |





| | | | |
|---|------------|-----------------|--------------------|
| 1  | | | |
| Part No. | 517111 | Ref. No. | 0015303 DW15303 |
| description | rinse pipe | | |
| For models: | K70 | | |


| | | | |
|---|----------------|-----------------|--------------------|
| 1  | | | |
| Part No. | 517113 | Ref. No. | 0015304 DW15304 |
| description | rinse pipe | | |
| For models: | K100, K50, K80 | | |


| | | | |
|---|---|-----------------|--------------------|
| 1  | | | |
| Part No. | 517116 | Ref. No. | 0075315 DW75315 |
| description | rinse pipe | | |
| For models: | DUPLA-50, K100, KP149, KP150, KP151, KP151-E, KP85-EL, LUX-85, LUX-85-ELETTRONICA | | |


| | | | |
|---|------------------------------------|-----------------|--------------------|
| 1  | | | |
| Part No. | 517119 | Ref. No. | 0022026 DW22026 |
| description | rinse pipe | | |
| For models: | K100, KP149, KP150, KP151, KP151-E | | |


| | | | |
|---|--|-----------------|--|
| 1  | | | |
| Part No. | 517126 | Ref. No. | 00550208 00550226 DW550208 DW550226 |
| description | rinse pipe | | |
| For models: | AQUA-50, AQUA-80, DUPLA-45, DUPLA-50, LUX-60, LUX-60-ELETTRONICA | | |


| | | | |
|---|--|-----------------|----------------------|
| 1  | | | |
| Part No. | 517128 | Ref. No. | 00550219 DW550219 |
| description | rinse pipe | | |
| For models: | DUPLA-50, K90, KP85-EL, LUX-85, LUX-85-ELETTRONICA | | |


| | | | |
|---|------------|-----------------|----------------------|
| 1  | | | |
| Part No. | 517132 | Ref. No. | 00560005 DW560005 |
| description | rinse pipe | | |
| For models: | K60 | | |


| | | | |
|---|------------|-----------------|------------------------|
| 1  | | | |
| Part No. | 517153 | Ref. No. | 001060023 DW1060023 |
| description | rinse pipe | | |


| | | | |
|--|---|-----------------|--------------------|
| 1  | | | |
| Part No. | 517157 | Ref. No. | 0075322 DW75322 |
| description | rinse pipe | | |
| For models: | HOOD-110, HOOD-110-E, HOOD-130, HOOD-130-ELETTRONICA, K100, K120, KP130-ELETTRONICA, KP149, KP150, KP151, KP151-E | | |

| | | | |
|--|---|-----------------|----------------------|
| 1  | | | |
| Part No. | 517144 | Ref. No. | 00350402 DW350402 |
| description | rinse pipe angled mounting pos. upper | | |
| For models: | AQUA-35, AQUA-35-RL09, AQUA-37, AQUA-37-RL09, AQUA-40, AQUA-40-RL09, DUPLA-35, DUPLA-37 | | |


| | | | |
|--|---|-----------------|------------------------|
| 1  | | | |
| Part No. | 511638 | Ref. No. | 003003951 DW3003951 |
| description | rinse pipe L 600mm | | |
| For models: | K3000, K3000+K10, K3100, K3100+K10, K3300 | | |


| | | | |
|--|---|-----------------|--|
| 1  | | | |
| Part No. | 517140 | Ref. No. | 0011600021 004374 DW11600021 DW4374 |
| description | rinse pipe mounting pos. lower | | |
| For models: | HOOD-130, HOOD-130-ELETTRONICA, K120, KP130-ELETTRONICA | | |


| | | | |
|--|-------------------------------------|-----------------|--|
| 1  | | | |
| Part No. | 517149 | Ref. No. | 00540016 00540070 DW540016 DW540070 |
| description | screw connection ø 10mm with hole | | |
| For models: | K40-LUX, LUX-40, LUX-40-ELETTRONICA | | |



| | | | |
|--|--|-----------------|--------------------|
| 1  | | | |
| Part No. | 517115 | Ref. No. | 0075321 DW75321 |
| description | spacer piece | | |
| For models: | HOOD-110, HOOD-110-E, K100, KP149, KP150, KP151, KP151-E | | |




| | | | |
|--|--|-----------------|----------------------|
|  <p>1</p> | | | |
| Part No. | 517127 | Ref. No. | 00550220 DW550220 |
| description | spacer piece | | |
| For models: | AQUA-50, AQUA-80, DUPLA-50, K90, KP70-EL, KP85-EL, LUX-60, LUX-60-ELETTRONICA, LUX-70-EL, LUX-85, LUX-85-ELETTRONICA | | |


| | | | |
|--|--|-----------------|--|
|  <p>1</p> | | | |
| Part No. | 517139 | Ref. No. | 0010600011/A 0011600033 DW10600011/A DW11600033 |
| description | throttle disc | | |
| For models: | HOOD-130, HOOD-130-ELETTRONICA, K120, KP130-ELETTRONICA, KP200, KP200-ELETTRONICA, KP300-ELETTRONICA, KP400, KP400-ELETTRONICA | | |


| | | | |
|--|--|-----------------|--------------------|
|  <p>1</p> | | | |
| Part No. | 517158 | Ref. No. | 0010377 DW10377 |
| description | Thumb screw ø 8mm | | |
| For models: | AQUA-35, AQUA-35-RL09, AQUA-37, AQUA-37-RL09, AQUA-40, AQUA-40-RL09, DUPLA-35, DUPLA-37, DUPLA-40, K35, K37, K40, LUX-40, LUX-40-ELETTRONICA | | |


| | | | |
|--|---|-----------------|--|
|  <p>1</p> | | | |
| Part No. | 524804 | Ref. No. | 0010652 DW10652 |
| description | Thumb screw thread M5 thread L 7mm ø 30mm H 5mm SS Qty 1 pcs | | |
| For models: | AQUA-50, AQUA-80, DUPLA-50, HOOD-110, HOOD-110-E, HOOD-130, HOOD-130-ELETTRONICA, KP130-ELETTRONICA, KP149, KP151, KP151-E, KP200-ELETTRONICA, KP202-E, KP300-ELETTRONICA, KP302-E, KP400-ELETTRONICA, KP402-E, KP70-EL, KP85-EL, LUX-40, LUX-40-ELETTRONICA, LUX-41-ELETTRONICA, LUX-60, LUX-60-ELETTRONICA, LUX-61-ELETTRONICA, LUX-70-EL, LUX-85, LUX-85-ELETTRONICA | | |
| accessories for | 524804 | | |
|  | Part No. | 505277 | Ref. No. 0010651 10651 DW10651 |
| rinse arm shaft warewashing ø 14mm H 38mm thread 1/4" | | | |

| | | | |
|---|---|-----------------|--------------------|
|  <p>1</p> | | | |
| Part No. | 517071 | Ref. No. | 0075316 DW75316 |
| description | wash arm bearing | | |
| For models: | K90, KP202-E, KP302-E, KP402-E, KP85-EL, LUX-85, LUX-85-ELETTRONICA | | |

| | | | |
|---|--------------------------|-----------------|--------------------|
|  <p>1</p> | | | |
| Part No. | 517084 | Ref. No. | 0080221 DW80221 |
| description | wash arm bearing | | |
| For models: | KP200, KP200-ELETTRONICA | | |

| | | | |
|---|---|-----------------|----------------------|
|  <p>1</p> | | | |
| Part No. | 524798 | Ref. No. | 00540077 DW540077 |
| description | wash arm bearing mounting pos. lower 3 holes hole ø 3mm seat ø 20mm ø 46mm H 35mm | | |
| For models: | K41-LUX, LUX-40, LUX-40-ELETTRONICA, LUX-41-ELETTRONICA | | |

| | | | |
|---|---|-----------------|----------------------|
|  <p>1</p> | | | |
| Part No. | 524799 | Ref. No. | 00540078 DW540078 |
| description | wash arm bearing mounting pos. upper/lower 3 holes hole ø 3mm seat ø 20mm ø 46mm H 32mm | | |
| For models: | LUX-40, LUX-40-ELETTRONICA, LUX-41-ELETTRONICA | | |

| | | | |
|---|--|-----------------|----------------------|
|  <p>1</p> | | | |
| Part No. | 517369 | Ref. No. | 00500701 DW500701 |
| description | wash arm bearing ø 16.5mm H 18.5mm | | |
| For models: | AQUA-50, AQUA-80, DUPLA-50, KP70-EL, LUX-60, LUX-60-ELETTRONICA, LUX-61-ELETTRONICA, LUX-70-EL | | |



1

| | | | |
|--------------------|--|-----------------|------------------------|
| Part No. | 517471 | Ref. No. | 003060204 DW3060204 |
| description | wash distributor mounting pos. lower ø 32mm L 177mm SS | | |
| For models: | F, FP | | |



1

| | | | |
|--------------------|--|-----------------|------------------------|
| Part No. | 517469 | Ref. No. | 003060151 DW3060151 |
| description | wash distributor mounting pos. lower ø 32mm L 355mm SS | | |
| For models: | F, FP | | |



1

| | | | |
|--------------------|--|-----------------|--------------------------|
| Part No. | 517382 | Ref. No. | 0011600103 DW11600103 |
| description | wash pipe L 635mm stainless steel suitable for Dihr | | |
| For models: | HOOD-110, HOOD-110-E, HOOD-130, HOOD-130-ELETTRONICA, HOOD800SP-3D-GOGGLES-IMAX, KP130-ELETTRONICA | | |

gear wheels



1

| | | | |
|--------------------|--|-----------------|------------------------|
| Part No. | 699261 | Ref. No. | 003060022 DW3060022 |
| description | gear wheel plastic W 37.5mm ID ø 25mm ED ø 150mm | | |
| For models: | BB-2500, F, FP | | |

for toasters

pliers

pliers



1

| | | | |
|--------------------|--|-----------------|------------------|
| Part No. | 690010 | Ref. No. | 008008 DW8008 |
| description | plier for toaster H 180mm total length 100mm | | |
| For models: | F12, F120-TK120P, F6, F60-TK60P | | |

handles and hand wheels

handle rails

end caps



1

| | | | |
|--------------------|--|-----------------|----------------------|
| Part No. | 694609 | Ref. No. | 00135241 DW135241 |
| description | end cap for handle rail mounting pos. left/right | | |
| For models: | K35, K36, K37, K40, K45, K50, K80 | | |

recessed handles



1

| | | | |
|--------------------|--|-----------------|----------------------|
| Part No. | 694613 | Ref. No. | 00135240 DW135240 |
| description | handle rail L 255mm W 30mm H 55mm plastic for dishwasher | | |
| For models: | K35, K37, K40, K45, K50, K80 | | |



locks

espagnolette locks

producer-specific

KROMO



| | | | |
|--------------------|--|-----------------|----------------------|
| Part No. | 694630 | Ref. No. | 00590020 DW590020 |
| description | bush H 9mm for espagnolette lock ID ø 10mm ED ø 14mm | | |



| | | | |
|--------------------|--|-----------------|----------------------|
| Part No. | 560540 | Ref. No. | 00590113 DW590113 |
| description | countersunk screw ø 5mm L 120mm SS Qty 1 pcs intake Phillips for door handle | | |

| | | | | |
|------------------------|---|--------|-----------------|--------------------------------|
| accessories for | 560540 | | | |
| | Part No. | 694624 | Ref. No. | 00590017 590017 DW590017 |
| | door handle L 185mm handle ø 28mm screw mounting dark grey plastic hole ø 6mm | | | |



| | | | |
|--------------------|--|-----------------|----------------------|
| Part No. | 694625 | Ref. No. | 00590018 DW590018 |
| description | coupling for door handle ø 20mm L 28mm hole ø 11mm | | |

| | | | | |
|------------------------|--|--------|-----------------|--------------------------------|
| accessories for | 694625 | | | |
| | Part No. | 560540 | Ref. No. | 00590113 590113 DW590113 |
| | countersunk screw ø 5mm L 120mm SS Qty 1 pcs intake Phillips for door handle | | | |

| | | | | |
|--|--|--------|-----------------|--------------------------------|
| | Part No. | 694611 | Ref. No. | 00590016 590016 DW590016 |
| | tap head for door handle ø 60mm grey L 105mm W 60mm H 65mm | | | |

| | | | | |
|--|---|--------|-----------------|--------------------------------|
| | Part No. | 694624 | Ref. No. | 00590017 590017 DW590017 |
| | door handle L 185mm handle ø 28mm screw mounting dark grey plastic hole ø 6mm | | | |

| | | | | |
|--|--|--------|-----------------|--------------------------------|
| | Part No. | 694626 | Ref. No. | 00590006 590006 DW590006 |
| | cross bar H 17mm L 107mm W 50mm for espagnolette lock mounting distance 40mm D1 ø 11mm D2 ø 12mm | | | |

| | | | | |
|--|--|--------|-----------------|--------------------------------|
| | Part No. | 694630 | Ref. No. | 00590020 590020 DW590020 |
| | bush H 9mm for espagnolette lock ID ø 10mm ED ø 14mm | | | |



| | | | |
|-----------------|--------|-----------------|----------------------|
| Part No. | 694626 | Ref. No. | 00590006 DW590006 |
|-----------------|--------|-----------------|----------------------|

| | | | |
|--------------------|--|--|--|
| description | cross bar H 17mm L 107mm W 50mm for espagnolette lock mounting distance 40mm D1 ø 11mm D2 ø 12mm | | |
|--------------------|--|--|--|

| | | | | |
|------------------------|--|--------|-----------------|--------------------------------|
| accessories for | 694626 | | | |
| | Part No. | 560540 | Ref. No. | 00590113 590113 DW590113 |
| | countersunk screw ø 5mm L 120mm SS Qty 1 pcs intake Phillips for door handle | | | |

| | | | | |
|--|--|--------|-----------------|--------------------------------|
| | Part No. | 694611 | Ref. No. | 00590016 590016 DW590016 |
| | tap head for door handle ø 60mm grey L 105mm W 60mm H 65mm | | | |

| | | | | |
|--|---|--------|-----------------|--------------------------------|
| | Part No. | 694624 | Ref. No. | 00590017 590017 DW590017 |
| | door handle L 185mm handle ø 28mm screw mounting dark grey plastic hole ø 6mm | | | |

| | | | | |
|--|--|--------|-----------------|--------------------------------|
| | Part No. | 694625 | Ref. No. | 00590018 590018 DW590018 |
| | coupling for door handle ø 20mm L 28mm hole ø 11mm | | | |

| | | | | |
|--|--|--------|-----------------|--------------------------------|
| | Part No. | 694627 | Ref. No. | 00590019 590019 DW590019 |
| | thread bolt L 13.5mm for espagnolette lock D1 ø 11mm D2 ø 10mm thread M6 | | | |

| | | | | |
|--|--|--------|-----------------|--------------------------------|
| | Part No. | 694630 | Ref. No. | 00590020 590020 DW590020 |
| | bush H 9mm for espagnolette lock ID ø 10mm ED ø 14mm | | | |



| | | | |
|-----------------|--------|-----------------|----------------------|
| Part No. | 694624 | Ref. No. | 00590017 DW590017 |
|-----------------|--------|-----------------|----------------------|

| | | | |
|--------------------|---|--|--|
| description | door handle L 185mm handle ø 28mm screw mounting dark grey plastic hole ø 6mm | | |
|--------------------|---|--|--|




| | | | | |
|------------------------|--|--------|-----------------|--------------------------------|
| spare parts for | 694624 | | | |
| | Part No. | 560540 | Ref. No. | 00590113 590113 DW590113 |
| | countersunk screw ø 5mm L 120mm SS Qty 1 pcs intake Phillips for door handle | | | |


| | | | | |
|------------------------|--|--------|-----------------|--------------------------------|
| accessories for | 694624 | | | |
| | Part No. | 560540 | Ref. No. | 00590113 590113 DW590113 |
| | countersunk screw ø 5mm L 120mm SS Qty 1 pcs intake Phillips for door handle | | | |


| | | | | |
|--|--|--------|-----------------|--------------------------------|
| | Part No. | 694611 | Ref. No. | 00590016 590016 DW590016 |
| | tap head for door handle ø 60mm grey L 105mm W 60mm H 65mm | | | |


Table continues overleaf








| | | | |
|---|--|--------|---|
| accessories for | 694624 | | |
|  | Part No. | 694625 | Ref. No. 00590018 590018 DW590018 |
| | coupling for door handle \varnothing 20mm L 28mm hole \varnothing 11mm | | |
|  | Part No. | 694626 | Ref. No. 00590006 590006 DW590006 |
| | cross bar H 17mm L 107mm W 50mm for espagnolette lock mounting distance 40mm D1 \varnothing 11mm D2 \varnothing 12mm | | |
|  | Part No. | 694630 | Ref. No. 00590020 590020 DW590020 |
| | bush H 9mm for espagnolette lock ID \varnothing 10mm ED \varnothing 14mm | | |


| | | | |
|---|--|----------|--------------------|
|  | 1 | | |
| Part No. | 560542 | Ref. No. | 0011505 DW11505 |
| description | grub screw thread M6 L 16mm in stainless steel DIN 916/ISO 4029 intake internal hexagon WS 3 Qty 1 pcs | | |
| For models: | KT-1500 | | |

| | | | |
|---|---|----------|----------------------|
|  | 1 | | |
| Part No. | 560541 | Ref. No. | 00590099 DW590099 |
| description | raised countersunk head screw thread M6 thread L 13mm SS DIN 966/ISO 7047 Qty 1 pcs intake slotted head \varnothing 11mm head thickness 5mm | | |

| | | | |
|---|--|----------|--------------------|
|  | 1 | | |
| Part No. | 560289 | Ref. No. | 0011168 DW11168 |
| description | side bolts thread M6 L 12mm SS Qty 1 pcs intake Phillips head \varnothing 12.6mm | | |
| For models: | DUPLA-45, DUPLA-50, K120, K40-LUX, K41-LUX, K60 | | |


| | | | |
|---|---|----------|---|
|  | 1 | | |
| Part No. | 694611 | Ref. No. | 00590016 DW590016 |
| description | tap head for door handle \varnothing 60mm grey L 105mm W 60mm H 65mm | | |
| accessories for | 694611 | | |
|  | Part No. | 560540 | Ref. No. 00590113 590113 DW590113 |
| | countersunk screw \varnothing 5mm L 120mm SS Qty 1 pcs intake Phillips head for door handle | | |
|  | Part No. | 694624 | Ref. No. 00590017 590017 DW590017 |
| | door handle L 185mm handle \varnothing 28mm screw mounting dark grey plastic hole \varnothing 6mm | | |
|  | Part No. | 694625 | Ref. No. 00590018 590018 DW590018 |
| | coupling for door handle \varnothing 20mm L 28mm hole \varnothing 11mm | | |


| | | | |
|---|--|--------|---|
| accessories for | 694611 | | |
|  | Part No. | 694626 | Ref. No. 00590006 590006 DW590006 |
| | cross bar H 17mm L 107mm W 50mm for espagnolette lock mounting distance 40mm D1 \varnothing 11mm D2 \varnothing 12mm | | |


| | | | |
|---|--|----------|----------------------|
|  | 1 | | |
| Part No. | 694627 | Ref. No. | 00590019 DW590019 |
| description | thread bolt L 13.5mm for espagnolette lock D1 \varnothing 11mm D2 \varnothing 10mm thread M6 | | |

hinges

door bearing



| | | | |
|--|--|----------|--|
|  | 1 | | |
| Part No. | 519397 | Ref. No. | 00540036 00540636 DW540036 DW540636 |
| description | bush mounting pos. left for hinge | | |
| For models: | K40-LUX, K41-LUX, LUX-40, LUX-40-ELETTRONICA, LUX-41-ELETTRONICA | | |



| | | | |
|--|--|----------|----------------------|
|  | 1 | | |
| Part No. | 519396 | Ref. No. | 00540035 DW540035 |
| description | bush mounting pos. right for hinge | | |
| For models: | K40-LUX, K41-LUX, LUX-40, LUX-40-ELETTRONICA, LUX-41-ELETTRONICA | | |

| | | | |
|--|---|----------|----------------------|
|  | 1 | | |
| Part No. | 694628 | Ref. No. | 00590093 DW590093 |
| description | hinge L 50mm W 15mm H 20mm bolt 14mm bolt \varnothing 10mm with bolt for dishwasher | | |




miscellaneous


| | | | |
|--|--|-----------------|---|
|  <p>1</p> | | | |
| Part No. | 519399 | Ref. No. | 00540629 DW540629 |
| description | door hinge mounting pos. left | | |
| For models: | K40-LUX, K41-LUX, LUX-40, LUX-40-ELETTRONICA, LUX-41-ELETTRONICA | | |
| accessories for | 519399 | | |
|  | Part No. | 519397 | Ref. No. 00540036 00540636 540036 540636 DW540036 DW540636 |
| bush mounting pos. left for hinge | | | |


| | | | |
|--|--|-----------------|---|
|  <p>1</p> | | | |
| Part No. | 519398 | Ref. No. | 00540624 DW540624 |
| description | door hinge mounting pos. right | | |
| For models: | K40-LUX, K41-LUX, LUX-40, LUX-40-ELETTRONICA, LUX-41-ELETTRONICA | | |
| accessories for | 519398 | | |
|  | Part No. | 519396 | Ref. No. 00540035 540035 DW540035 |
| bush mounting pos. right for hinge | | | |


equipment feet and end caps

screw-in feet

| | | | |
|--|---|-----------------|--------------------|
|  <p>1</p> | | | |
| Part No. | 701292 | Ref. No. | 0010786 DW10786 |
| description | equipment foot thread M10 thread L 23mm ø 38mm H 12.5mm WS 17 Qty 1 pcs | | |
| For models: | K35, K36, K37, K40, K45, K50, K70, KP70-EL, LUX-60, LUX-60-ELETTRONICA, LUX-61-ELETTRONICA, LUX-70-EL | | |

| | | | |
|--|---|-----------------|--------------------|
|  <p>1</p> | | | |
| Part No. | 701293 | Ref. No. | 0015057 DW15057 |
| description | equipment foot thread M10 thread L 51mm ø 50mm H 14mm WS 17 Qty 1 pcs | | |
| For models: | K50, K60, K80 | | |

| | | | |
|--|--|-----------------|--------------------|
|  <p>1</p> | | | |
| Part No. | 695601 | Ref. No. | 0010850 DW10850 |
| description | equipment foot thread M17 thread L 23mm ø 24mm H 11mm plastic WS 24 Qty 1 pcs | | |
| For models: | AQUA-35, AQUA-35-RL09, AQUA-37, AQUA-37-RL09, AQUA-40, AQUA-40-RL09, AQUA-50, DUPLA-35, DUPLA-37, DUPLA-40, K40-LUX, K41-LUX, LUX-40, LUX-40-ELETTRONICA, LUX-41-ELETTRONICA | | |

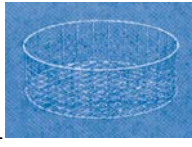
| | | | |
|--|---|-----------------|--------------------|
|  <p>1</p> | | | |
| Part No. | 696536 | Ref. No. | 0010851 DW10851 |
| description | equipment foot thread M17 thread L 30mm ø 17mm H 20mm plastic WS 24 Qty 1 pcs | | |
| For models: | AQUA-50, DUPLA-45, DUPLA-50 | | |


baskets


warewashing baskets

steel wire baskets round

mix baskets

| | | | |
|---|-------------------------------|-----------------|----------------|
|  <p>1</p> | | | |
| Part No. | 970317 | Ref. No. | 00C21 DWC21 |
| description | mix basket ED ø 350mm H 110mm | | |
| For models: | Baskets | | |

| | | | |
|---|-------------------------------|-----------------|----------------|
|  <p>1</p> | | | |
| Part No. | 970580 | Ref. No. | 00C07 DWC07 |
| description | mix basket ED ø 370mm H 120mm | | |
| For models: | Baskets | | |

| | | | |
|---|-------------------------------|-----------------|----------------|
|  <p>1</p> | | | |
| Part No. | 970318 | Ref. No. | 00C16 DWC16 |
| description | mix basket ED ø 400mm H 145mm | | |
| For models: | Baskets | | |



steel wire baskets square

glass basket



1

| | | | |
|--------------------|---|-----------------|----------------------------------|
| Part No. | 971008 | Ref. No. | 00C39 00C78 DWC39 DWC78 |
| description | glass basket L 370mm W 370mm H 170mm number of rows 3 inclined bottom | | |
| For models: | Baskets | | |



1

| | | | |
|------------------------|--|-----------------|----------------|
| Part No. | 971024 | Ref. No. | 00C25 DWC25 |
| description | glass basket L 400mm W 400mm H 170mm number of rows 3 rows spacing 120mm | | |
| For models: | Baskets | | |
| spare parts for | 971024 | | |



| | | | |
|--|--------|-----------------|-----------------------------|
| Part No. | 970001 | Ref. No. | 0010768 10768 DW10768 |
| sliding corner wire gauge \varnothing 5mm L 120mm W 120mm H 12mm L-shape | | | |

mix baskets



1

| | | | |
|--------------------|--|-----------------|--------------------|
| Part No. | 971001 ¹ | Ref. No. | 0010730 DW10730 |
| description | mix basket L 350mm W 350mm H 120mm mesh type wide-meshed | | |
| For models: | Baskets | | |

¹wide-meshed

1

| | | | |
|--------------------|--|-----------------|----------------|
| Part No. | 971007 ¹ | Ref. No. | 00C10 DWC10 |
| description | mix basket L 370mm W 370mm H 135mm mesh type wide-meshed | | |
| For models: | Baskets | | |

¹wide-meshed

1

| | | | |
|--------------------|---|-----------------|------------------------------------|
| Part No. | 971023 ¹ | Ref. No. | 00C04 00C121 DWC04 DWC121 |
| description | mix basket L 400mm W 400mm H 130mm mesh type close-meshed | | |
| For models: | Baskets | | |

¹fine-meshed

1

| | | | |
|--------------------|--|-----------------|----------------|
| Part No. | 971128 ¹ | Ref. No. | 00C75 DWC75 |
| description | mix basket L 450mm W 450mm H 140mm mesh type wide-meshed | | |
| For models: | Baskets | | |

¹wide-meshed

1

| | | | |
|--------------------|---|-----------------|------------------------------------|
| Part No. | 970074 ¹ | Ref. No. | 00C044 00C09 DWC044 DWC09 |
| description | mix basket L 500mm W 500mm H 130mm mesh type close-meshed | | |
| For models: | Baskets | | |

¹fine-meshed

plate baskets



1


| | | | |
|--------------------|--|-----------------|----------------|
| Part No. | 971009 | Ref. No. | 00C03 DWC03 |
| description | plate basket L 370mm W 370mm H 100mm plates 10 plate \varnothing 250mm | | |
| For models: | Baskets | | |



1

| | | | |
|--------------------|--|-----------------|----------------|
| Part No. | 971126 | Ref. No. | 00C31 DWC31 |
| description | plate basket L 400mm W 400mm H 120mm plates 12 plate \varnothing 270mm | | |
| For models: | Baskets | | |



| | | | |
|--|---|-----------------|----------------|
|  <p>1</p> | | | |
| Part No. | 971032 | Ref. No. | 00C76 DWC76 |
| description | plate basket L 450mm W 450mm H 95mm plates 14 plate ø 230mm | | |
| For models: | Baskets | | |

accessories

cutlery inserts

| | | | |
|--|--|-----------------|--------------------|
|  <p>1</p> | | | |
| Part No. | 976011 | Ref. No. | 0015060 DW15060 |
| description | cutlery insert Lmm Wmm ø 110mm H 130mm | | |
| For models: | Accessories | | |

sliding corners

| | | | |
|---|--|-----------------|--------------------|
|  <p>1</p> | | | |
| Part No. | 970001 | Ref. No. | 0010768 DW10768 |
| description | sliding corner wire gauge ø 5mm L 120mm W 120mm H 12mm L-shape | | |

basket holders



| | | | |
|--|--|-----------------|----------------|
|  <p>1</p> | | | |
| Part No. | 971000 | Ref. No. | 00C36 DWC36 |
| description | basket support L 350mm W 350mm for basket ø350mm | | |
| For models: | Baskets | | |


plate inserts

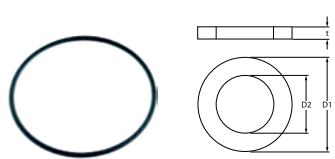
| | | | |
|---|---|-----------------|--------------------|
|  <p>1</p> | | | |
| Part No. | 971155 | Ref. No. | 0010728 DW10728 |
| description | plate insert L 297mm W 100mm H 84mm plates 14 | | |
| For models: | Accessories | | |

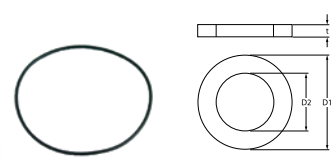
gaskets

O-rings

EPDM

| | | | |
|---|--|-----------------|--|
|  <p>1</p> | | | |
| Part No. | 510302 | Ref. No. | 0013009 0013017 DW13009 DW13017 |
| description | O-ring EPDM ID ø 12.42mm thickness 1.78mm Qty 1 pcs | | |
| For models: | AQUA-35, AQUA-35-RL09, AQUA-37, AQUA-37-RL09, AQUA-40, AQUA-40-RL09, AQUA-50, AQUA-80, DUPLA-35, DUPLA-37, DUPLA-40, DUPLA-45, F, FP, HOOD-110, HOOD-110-E, HOOD800SP-3D-GOGGLES-IMAX, K2100, K2200, K2500, K3000, K3000+K10, K3100, K3100+K10, K3300, K35, K37, K3800, K3800+K10, K40, K4000, K40-LUX, K4400, K4400+K10, K45, K5400, K5400+K10, K80, KP200-ELETTRONICA, KP300, KP300-ELETTRONICA, KP400-ELETTRONICA, LUX-40, LUX-40-ELETTRONICA | | |

| | | | |
|---|---|-----------------|--------------------|
|  <p>1</p> | | | |
| Part No. | 345896 | Ref. No. | 0089332 DW89332 |
| description | O-ring EPDM thickness 1.5mm ID ø 37mm Qty 1 pcs | | |
| For models: | HOOD-110, HOOD-130 | | |

| | | | |
|---|---|-----------------|--------------------|
|  <p>1</p> | | | |
| Part No. | 345908 | Ref. No. | 0089331 DW89331 |
| description | O-ring EPDM thickness 1.5mm ID ø 58.5mm Qty 1 pcs | | |
| For models: | HOOD-110, HOOD-130, HOOD800SP-3D-GOGGLES-IMAX, KP149, KP151 | | |



| | | | |
|--------------------|--|-----------------|--------------------|
| | | | |
| Part No. | 510824 | Ref. No. | 0013025 DW13025 |
| description | O-ring EPDM thickness 1.78mm ID \varnothing 20.35mm Qty 1 pcs | | |
| For models: | AQUA-50, AQUA-80, BB-2500, F, FP, GR300, GR800, HOOD-110, HOOD-110-E, HOOD800SP-3D-GOGGLES-IMAX, K1600, K1600-ALTA-VELOCITA, K1700, K1800, K2100, K2200, K2500, K26, K26A, K2700, K3000, K3000+K10, K3100, K3100+K10, K3300, K3800, K3800+K10, K4000, K4400, K4400+K10, K5400, K5400+K10, KP2300, KP2300+KP23, KP2800, KP3000, KP302-E, KP4000, KP402-E, KT-1500 | | |

| | | | |
|--------------------|---|-----------------|--------------------|
| | | | |
| Part No. | 517045 | Ref. No. | 0013018 DW13018 |
| description | O-ring EPDM thickness 1.78mm ID \varnothing 21.95mm Qty 1 pcs | | |
| For models: | AQUA-50, AQUA-80, DUPLA-50, K100, K50, K60, K70, K80, KP150, LUX-60, LUX-60-ELETTRONICA | | |

| | | | |
|--------------------|---|-----------------|--------------------|
| | | | |
| Part No. | 517035 | Ref. No. | 0013016 DW13016 |
| description | O-ring EPDM thickness 1.78mm ID \varnothing 4.48mm Qty 1 pcs | | |
| For models: | AQUA-50, AQUA-80, DUPLA-50, K100, K35, K37, K40, K45, K50, K60, K70, K80, KP150, LUX-60, LUX-60-ELETTRONICA, LUX-61-ELETTRONICA | | |

| | | | |
|--------------------|---|-----------------|--|
| | | | |
| Part No. | 521724 | Ref. No. | 00135506 0025029 DW135506 DW25029 |
| description | O-ring EPDM thickness 1.78mm ID \varnothing 72.75mm Qty 1 pcs | | |
| For models: | AQUA-35-RL09, AQUA-37-RL09, AQUA-40, AQUA-40-RL09, Pumps | | |

| | | | |
|--------------------|---|-----------------|------------------|
| | | | |
| Part No. | 532680 | Ref. No. | 15285 DW15285 |
| description | O-ring EPDM thickness 2.5mm ID \varnothing 12mm Qty 1 pcs | | |
| For models: | AQUA-35-RL09, AQUA-37-RL09, AQUA-40-RL09, BB-2500, F, FP, HOOD800SP-3D-GOGGLES-IMAX, K1700, K1800, K2100, K2200, K2500, K2700, K3000, K3000+K10, K3100, K3100+K10, K3300, K3800, K3800+K10, K4000, K4400, K4400+K10, K5400, K5400+K10, KP2300, KP2300+KP23, KP2800, KP3000, KP4000, KT-1500 | | |

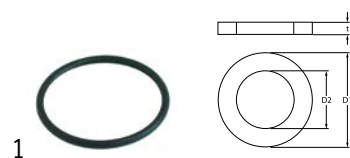
| | | | |
|--------------------|---|-----------------|--------------------|
| | | | |
| Part No. | 507309 | Ref. No. | 0013007 DW13007 |
| description | O-ring EPDM thickness 2.62mm ID \varnothing 17.13mm Qty 1 pcs | | |

| | | | |
|--------------------|--|-----------------|------------------------|
| | | | |
| Part No. | 516026 | Ref. No. | 003003130 DW3003130 |
| description | O-ring EPDM thickness 2.62mm ID \varnothing 17.86mm Qty 1 pcs | | |
| For models: | F, FP, K1700, K2500, K2700, K3000, K3000+K10, K3100, K3100+K10, K3300, K3800, K3800+K10, K4000, K4400, K4400+K10, K5400, K5400+K10 | | |

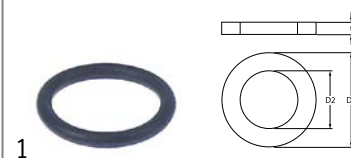
| | | | |
|--------------------|--|-----------------|--------------------|
| | | | |
| Part No. | 532062 | Ref. No. | 0013027 DW13027 |
| description | O-ring EPDM thickness 2.62mm ID \varnothing 29.82mm Qty 10 pcs | | |
| For models: | K3800+K10 | | |

| | | | |
|--------------------|---|-----------------|--------------------|
| | | | |
| Part No. | 517104 | Ref. No. | 0013000 DW13000 |
| description | O-ring EPDM thickness 2.62mm ID \varnothing 31.42mm Qty 1 pcs | | |
| For models: | AQUA-35, AQUA-37, AQUA-40, DUPLA-35, DUPLA-37, DUPLA-40, F, FP, K100, K35, K37, K40, K41-LUX, K45, K50, KP2300, KP2300+KP23, KP2800, KP3000, KP4000 | | |

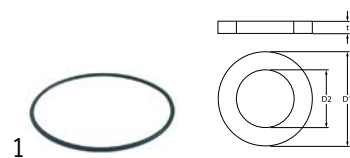
| | | | |
|--------------------|---|-----------------|--------------------|
| | | | |
| Part No. | 517004 | Ref. No. | 0013004 DW13004 |
| description | O-ring EPDM thickness 2.62mm ID \varnothing 34.6mm Qty 1 pcs | | |
| For models: | HOOD-130, HOOD-130-ELETTRONICA, K100, K70, K90, KP130-ELETTRONICA, KP149, KP150, KP151, KP151-E | | |


| | | | |
|--------------------|---|-----------------|--|
| Part No. | 505192 | Ref. No. | 0013006 0013022 DW13006 DW13022 |
| description | O-ring EPDM thickness 2.62mm ID ø 39.34mm Qty 1 pcs | | |
| For models: | K100, K50, K70, K80, KP150, KP151 | | |




| | | | |
|--------------------|--|-----------------|--------------------|
| Part No. | 517087 | Ref. No. | 0013023 DW13023 |
| description | O-ring EPDM thickness 3.53mm ID ø 23.4mm Qty 1 pcs | | |
| For models: | GR300, GR800, K1600, K1600-ALTA-VELOCITA, K1700, K1800, K2100, K2200, K2500, K2700, K3000, K3000+K10, K3100, K3100+K10, K3300, K3800, K3800+K10, K4000, K4400, K4400+K10, K5400, K5400+K10, KP200-ELETTRONICA, KP202-E, KP2300, KP2300+KP23, KP2800, KP3000, KP300-ELETTRONICA, KP302-E, KP400, KP4000, KP400-ELETTRONICA, KP402-E | | |




| | | | |
|--------------------|---|-----------------|----------------------|
| Part No. | 528800 | Ref. No. | 00135502 DW135502 |
| description | O-ring EPDM thickness 2.62mm ID ø 75.87mm Qty 1 pcs | | |
| For models: | AQUA-40, Pumps | | |



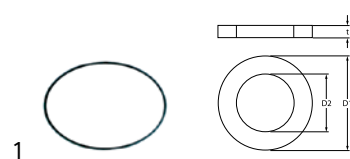
| | | | |
|--------------------|--|-----------------|--------------------|
| Part No. | 510895 | Ref. No. | 0013019 DW13019 |
| description | O-ring EPDM thickness 3.53mm ID ø 34.52mm Qty 1 pcs | | |
| For models: | AQUA-40, DUPLA-35, DUPLA-37, DUPLA-40, K1600, K1600-ALTA-VELOCITA, K40 | | |




| | | | |
|--------------------|---|-----------------|--------------------|
| Part No. | 510893 | Ref. No. | 0013003 DW13003 |
| description | O-ring EPDM thickness 2.62mm ID ø 9.92mm Qty 1 pcs | | |
| For models: | AQUA-35, AQUA-35-RL09, AQUA-37, AQUA-37-RL09, AQUA-40, AQUA-40-RL09, DUPLA-35, DUPLA-37, DUPLA-40, HOOD-110, HOOD-110-E, HOOD-130, HOOD-130-ELETTRONICA, HOOD800SP-3D-GOGGLES-IMAX, K100, K120, K35, K37, K40, K45, K50, K70, K80, K90, KP130-ELETTRONICA, KP149, KP150, KP151, KP151-E | | |



| | | | |
|--------------------|---|-----------------|--------------------|
| Part No. | 510899 | Ref. No. | 0013022 DW13022 |
| description | O-ring EPDM thickness 3.53mm ID ø 37.69mm Qty 1 pcs | | |
| For models: | KP149, KP151, KP151-E | | |



| | | | |
|--------------------|--|-----------------|------------------|
| Part No. | 510554 | Ref. No. | 007130 DW7130 |
| description | O-ring EPDM thickness 2mm ID ø 120mm Qty 1 pcs | | |
| For models: | AQUA-50, DUPLA-45, DUPLA-50, KP70-EL, LUX-60, LUX-60-ELETTRONICA, LUX-61-ELETTRONICA, LUX-70-EL, Pumps | | |





| | | | |
|--------------------|--|-----------------|------------------------|
| Part No. | 506015 | Ref. No. | 0016067/A DW16067/A |
| description | O-ring EPDM thickness 3.53mm ID ø 39.69mm Qty 1 pcs | | |
| For models: | AQUA-35, AQUA-35-RL09, AQUA-37, AQUA-37-RL09, AQUA-40, AQUA-40-RL09, AQUA-50, AQUA-80, DUPLA-35, DUPLA-37, DUPLA-40, DUPLA-45, DUPLA-50, HOOD-110, HOOD-110-E, HOOD-130, HOOD-130-ELETTRONICA, K100, K36, K37, K40, K40-LUX, K45, K50, K60, K70, K90, KP130-ELETTRONICA, KP70-EL, KP85-EL, LUX-40, LUX-40-ELETTRONICA, LUX-60, LUX-60-ELETTRONICA, LUX-70-EL, LUX-85-ELETTRONICA | | |





| | | | |
|--------------------|--|-----------------|--------------------|
| Part No. | 517056 | Ref. No. | 0013002 DW13002 |
| description | O-ring EPDM thickness 2mm ID ø 6.5mm Qty 1 pcs | | |
| For models: | AQUA-35, AQUA-35-RL09, AQUA-37, AQUA-37-RL09, AQUA-40, AQUA-40-RL09, AQUA-50, AQUA-80, DUPLA-35, DUPLA-37, DUPLA-40, DUPLA-45, DUPLA-50, HOOD-110, HOOD-110-E, HOOD-130, HOOD-130-ELETTRONICA, HOOD800SP-3D-GOGGLES-IMAX, K35, K37, K40, K40-LUX, KP130-ELETTRONICA, KP300, KP400, KP70-EL, KP85-EL, LUX-40, LUX-40-ELETTRONICA, LUX-60, LUX-60-ELETTRONICA, LUX-70-EL, LUX-85, LUX-85-ELETTRONICA | | |





| | | | |
|---|---|-----------------|--------------------|
|  | | | |
| Part No. | 508061 | Ref. No. | 0013008 DW13008 |
| description | O-ring EPDM thickness 3.53mm ID \varnothing 42.86mm Qty 1 pcs | | |
| For models: | BB-2500, F, FP, HOOD-130, HOOD-130-ELETTRONICA, K100, K120, K70, K90, KP130-ELETTRONICA, KP149, KP150, KP151, KP151-E | | |

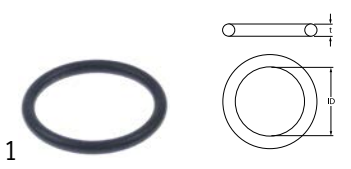
| | | | |
|---|---|-----------------|--------------------|
|  | | | |
| Part No. | 510408 | Ref. No. | 0013005 DW13005 |
| description | O-ring EPDM thickness 5.34mm ID \varnothing 47mm Qty 1 pcs | | |
| For models: | AQUA-50, AQUA-80, DUPLA-45, DUPLA-50, K100, K35, K37, K40, K45, K50, K60, K70, K80, KP149, KP150, KP151, KP70-EL, LUX-60, LUX-60-ELETTRONICA, LUX-61-ELETTRONICA, LUX-70-EL | | |

| | | | |
|--|---|-----------------|--|
|  | | | |
| Part No. | 510409 | Ref. No. | 0013015 0013020 DW13015 DW13020 |
| description | O-ring EPDM thickness 5.34mm ID \varnothing 56.52mm Qty 1 pcs | | |
| For models: | AQUA-50, AQUA-80, BB-2500, DUPLA-45, DUPLA-50, F, FP, GR300, GR800, HOOD-110, HOOD-110-E, HOOD-130, HOOD-130-ELETTRONICA, HOOD800SP-3D-GOGGLES-IMAX, K100, K120, K1600, K1600-ALTA-VELOCITA, K1700, K1800, K2100, K2200, K2500, K26, K26A, K2700, K3000, K3000+K10, K3100, K3100+K10, K3300, K3800, K3800+K10, K4000, K4400, K4400+K10, K5400, K5400+K10, K60, K90, KP130-ELETTRONICA, KP149, KP150, KP151, KP151-E, KP200, KP200-ELETTRONICA, KP202-E, KP2300, KP2300+KP23...(Other models you can see in the webshop) | | |

| | | | |
|---|---|-----------------|--------------------|
|  | | | |
| Part No. | 532653 | Ref. No. | 0080302 DW80302 |
| description | O-ring EPDM thickness 5mm ID \varnothing 20mm Qty 1 pcs | | |
| For models: | K1600, K1600-ALTA-VELOCITA | | |


| | | | |
|--|--|-----------------|--|
|  | | | |
| Part No. | 528525 | Ref. No. | 0060377 0060532 DW60377 DW60532 |
| description | O-ring Viton thickness 3.53mm ID \varnothing 18.64mm Qty 1 pcs | | |
| For models: | BK4, S40-BK4, S55-BK5 | | |

| | | | |
|--|--|-----------------|--------------------|
|  | | | |
| Part No. | 511941 | Ref. No. | 0013013 DW13013 |
| description | O-ring NBR thickness 3.53mm ID \varnothing 29.75mm Qty 1 pcs | | |

| | | | |
|---|--|-----------------|--------------------|
|  | | | |
| Part No. | 532654 | Ref. No. | 0013028 DW13028 |
| description | O-ring NBR thickness 3.6mm ID \varnothing 30.8mm Qty 1 pcs | | |
| For models: | BB-2500, F, FP, K1600, K1600-ALTA-VELOCITA, K1800, K2100, K2200, K2500, K3000, K3000+K10, K3100, K3100+K10, K3300, K3800, K3800+K10, K4000, K4400, K4400+K10, K5400, K5400+K10, KP2300, KP2300+KP23, KP2800, KP3000, KP4000, KT-1500 | | |


sealing washers


fibre gaskets


| | | | |
|--|--|-----------------|--------------------|
|  | | | |
| Part No. | 517789 | Ref. No. | 0013303 DW13303 |
| description | flat gasket ED \varnothing 10mm ID \varnothing 5mm thickness 1.2mm suitable for Dihr Qty 1 pcs | | |





| | | | |
|---|--|-----------------|--------------------|
|  | | | |
| 1 | | | |
| Part No. | 517173 | Ref. No. | 0013301 DW13301 |
| description | flat gasket FIBER ED ø 14mm ID ø 8mm thickness 1.5mm Qty 1 pcs | | |
| For models: | AQUA-35, AQUA-35-RL09, AQUA-37, AQUA-37-RL09, AQUA-40, AQUA-40-RL09, AQUA-50, AQUA-80, BB-2500, DUPLA-35, DUPLA-37, DUPLA-40, DUPLA-45, DUPLA-50, F, FP, GR300, GR800, HOOD-110, HOOD-110-E, HOOD-130, HOOD-130-ELETTRONICA, HOOD-800SP-3D-GOGGLES-IMAX, K100, K120, K1600, K1600-ALTA-VELOCITA, K1700, K1800, K2100, K2200, K2500, K2700, K3000, K3000+K10, K3100, K3100+K10, K3300, K36, K3800, K3800+K10, K4000, K40-LUX, K4400, K4400+K10, K5400, K5400+K10, K60, K70, K90...(Other models you can see in the webshop) | | |


| | | | |
|---|--|-----------------|--------------------------|
|  | | | |
| 2 | | | |
| Part No. | 508017 | Ref. No. | 0010200171 DW10200171 |
| description | flat gasket FIBER ED ø 24mm ID ø 17mm thickness 2mm Qty 1 pcs | | |
| For models: | BB-2500, F, FP, K11, K11A, K12, K12-90, K14, K1600, K1600-ALTA-VELOCITA, K1700, K1800, K2100, K2200, K24, K2500, K26, K26A, K2700, K3000, K3000+K10, K3100, K3100+K10, K3300, K3800, K3800+K10, K4000, K4400, K4400+K10, K5400, K5400+K10, KP151, KP151-E, KP200-ELETTRONICA, KP2300, KP2300+KP23, KP2800, KP300, KP3000, KP300-ELETTRONICA, KP400, KP4000, KP400-ELETTRONICA, KT-1500, Optional-Steam | | |


| | | | |
|---|---|-----------------|--------------------------|
|  | | | |
| 1 | | | |
| Part No. | 521122 | Ref. No. | 0010200212 DW10200212 |
| description | flat gasket fibre ED ø 31mm ID ø 21.5mm thickness 2mm for thread 1/2" Qty 1 pcs | | |
| For models: | K100, KP150, KP151, KP200, KP300, KP400 | | |


| | | | |
|---|--|-----------------|--------------------|
|  | | | |
| 1 | | | |
| Part No. | 506072 | Ref. No. | 0013326 DW13326 |
| description | flat gasket fibre ED ø 38mm ID ø 27mm thickness 2mm outflow for thread 1 1/4" Qty 1 pcs | | |
| For models: | BB-2500, F, FP, K14, K1600, K1600-ALTA-VELOCITA, K1700, K1800, K2100, K2200, K2500, K26, K26A, K2700, K3000, K3000+K10, K3100, K3100+K10, K3300, K3800, K3800+K10, K4000, K4400, K4400+K10, K5400, K5400+K10, KP2300, KP2300+KP23, KP2800, KP3000, KP302-E, KP4000, KP402-E, KT-1500, Optional-Steam | | |


| | | | |
|---|---|-----------------|--------------------------|
|  | | | |
| 1 | | | |
| Part No. | 510405 | Ref. No. | 0010200056 DW10200056 |
| description | flat gasket fibre ED ø 56mm ID ø 42mm thickness 2mm for thread 1 1/4" Qty 1 pcs | | |

| | | | |
|---|---|-----------------|--------------------|
|  | | | |
| 1 | | | |
| Part No. | 511943 | Ref. No. | 0013313 DW13313 |
| description | flat gasket rubber ED ø 24mm ID ø 8mm thickness 2mm Qty 1 pcs | | |
| For models: | K100, K50, K70, K80, KP149, KP150, KP151, KP151-E | | |


| | | | |
|---|---|-----------------|--------------------|
|  | | | |
| 1 | | | |
| Part No. | 508423 | Ref. No. | 0015283 DW15283 |
| description | flat gasket rubber ED ø 40mm ID ø 25.5mm thickness 1.7mm Qty 1 pcs | | |
| For models: | AQUA-35-RL09, AQUA-37-RL09, AQUA-40-RL09, BB-2500, F, FP, HOOD800SP-3D-GOGGLES-IMAX, K1700, K1800, K2100, K2200, K2500, K2700, K3000, K3000+K10, K3100, K3100+K10, K3300, K3800, K3800+K10, K4000, K4400, K4400+K10, K5400, K5400+K10, KP2300, KP2300+KP23, KP2800, KP3000, KP4000, KT-1500 | | |


| | | | |
|---|--|-----------------|--------------------|
|  | | | |
| 1 | | | |
| Part No. | 519341 | Ref. No. | 0080305 DW80305 |
| description | flat gasket rubber ED ø 40mm ID ø 5.5mm thickness 2mm Qty 1 pcs | | |
| For models: | BB-2500, F, FP, K1600, K1600-ALTA-VELOCITA, K1700, K1800, K2100, K2200, K2500, K2700, K3000, K3000+K10, K3100, K3100+K10, K3300, K3800, K3800+K10, K4000, K4400, K4400+K10, K5400, K5400+K10, KP200, KP2300, KP2300+KP23, KP2800, KP300, KP3000, KP4000, KT-1500 | | |


| | | | |
|---|--|-----------------|--------------------|
|  | | | |
| 1 | | | |
| Part No. | 517181 | Ref. No. | 0013305 DW13305 |
| description | flat gasket rubber ED ø 44mm ID ø 32mm thickness 3mm Qty 1 pcs | | |
| For models: | AQUA-35, AQUA-37, AQUA-40, DUPLA-35, DUPLA-37, DUPLA-40, F, FP, GR300, GR800, HOOD-130, HOOD-130-ELETTRONICA, K120, K2500, K35, K36, K37, K3800, K3800+K10, K40, K4000, K4400, K4400+K10, K5400, K5400+K10, K70, KP202-E, KP302-E, KP402-E | | |


| | | | |
|---|--|-----------------|----------------------|
|  | | | |
| 1 | | | |
| Part No. | 517135 | Ref. No. | 00540034 DW540034 |
| description | flat gasket rubber ED ø 56mm ID ø 44mm thickness 4.5mm Qty 1 pcs equiv. no. 540034 suitable for Dühr | | |
| For models: | K40-LUX, K41-LUX, LUX-40, LUX-40-ELETTRONICA, LUX-41-ELETTRONICA, LUX-61-ELETTRONICA | | |




| | | | |
|---|---|-----------------|----------------------|
|  | | | |
| 1 | | | |
| Part No. | 517148 | Ref. No. | 00540032 DW540032 |
| description | flat gasket rubber ED ø 57mm ID ø 43mm thickness 2mm Qty 1 pcs | | |
| For models: | DUPLA-40, K40-LUX, K41-LUX, LUX-40, LUX-40-ELETRONICA, LUX-41-ELETRONICA, LUX-61-ELETRONICA | | |


| | | | |
|---|--|-----------------|--------------------|
|  | | | |
| 1 | | | |
| Part No. | 511940 | Ref. No. | 0025009 DW25009 |
| description | flat gasket rubber ED ø 67mm ID ø 51mm thickness 3mm Qty 1 pcs | | |
| For models: | AQUA-35-RL09, AQUA-37-RL09, AQUA-40-RL09 | | |

| | | | |
|---|---|-----------------|--|
|  | | | |
| 1 | | | |
| Part No. | 517205 | Ref. No. | 0010200173 0010200173/A 0010600013 DW10200173 DW10200173/A DW10600013 |
| description | flat gasket rubber ED ø 75mm ID ø 58mm thickness 3mm Qty 1 pcs | | |
| For models: | BB-2500, F, FP, K100, K1600, K1600-ALTA-VELOCITA, K1700, K1800, K2100, K2200, K23, K25, K2500, K2700, K29, K3000, K3000+K10, K3100, K3100+K10, K3300, K3800, K3800+K10, K4000, K4400, K4400+K10, K5400, K5400+K10, KP149, KP150, KP151, KP151-E, KP200, KP2300, KP2300+KP23, KP2800, KP300, KP3000, KP3000-ELETRONICA, KP400, KP4000, KP400-ELETRONICA, KT-1500 | | |


| | | | |
|---|---|-----------------|------------------------|
|  | | | |
| 1 | | | |
| Part No. | 517398 | Ref. No. | 0016067/B DW16067/B |
| description | flat gasket rubber ED ø 82mm ID ø 66mm thickness 4mm for salt tank Qty 1 pcs | | |
| For models: | AQUA-35, AQUA-35-RL09, AQUA-37, AQUA-37-RL09, AQUA-40, AQUA-40-RL09, AQUA-50, AQUA-80, DUPLA-35, DUPLA-37, DUPLA-40, DUPLA-45, DUPLA-50, HOOD-110, HOOD-110-E, HOOD-130, HOOD-130-ELETRONICA, K100, K36, K37, K40, K40-LUX, K45, K50, K60, K70, K90, KP130-ELETRONICA, KP70-EL, KP85-EL, LUX-40, LUX-40-ELETRONICA, LUX-60, LUX-60-ELETRONICA, LUX-70-EL, LUX-85-ELETRONICA | | |

| | | | |
|---|---|-----------------|--------------------|
|  | | | |
| 1 | | | |
| Part No. | 517194 | Ref. No. | 0080208 DW80208 |
| description | flat gasket rubber ED ø 95mm ID ø 75mm thickness 3mm Qty 1 pcs | | |
| For models: | AQUA-50, AQUA-80, BB-2500, DUPLA-45, DUPLA-50, HOOD-110, HOOD-110-E, HOOD-130, HOOD-130-ELETRONICA, HOOD-800SP-3D-GOGGLES-IMAX, K1700, K2100, K2200, K2700, K3000, K3000+K10, K3100, K3100+K10, K3300, K40-LUX, K41-LUX, K45, K50, K5400, K5400+K10, K60, K80, K90, KP130-ELETRONICA, KP200-ELETRONICA, KP202-E, KP302-E, KP402-E, KP70-EL, KP85-EL, LUX-40, LUX-40-ELETRONICA, LUX-41-ELETRONICA, LUX-60, LUX-60-ELETRONICA, LUX-61-ELETRONICA, LUX-70-EL, LUX-85, LUX-85-ELETRONICA | | |

PTFE gaskets

| | | | |
|---|---|-----------------|--------------------|
|  | | | |
| 1 | | | |
| Part No. | 517101 | Ref. No. | 0013302 DW13302 |
| description | gasket PTFE ED ø 16mm ID ø 10mm thickness 2.5mm Qty 1 pcs | | |

silicone gaskets

| | | | |
|---|---|-----------------|--------------------|
|  | | | |
| 1 | | | |
| Part No. | 651007 | Ref. No. | 0060183 DW60183 |
| description | gasket ED ø 75mm ID ø 55mm thickness 3mm Qty 1 pcs | | |
| For models: | BK12, BK13, F1-KF1, F1-KF1INOX, F2-KF2, GM2-2, GM3, GM3-BK12, GM4, GM4-BK13, KF1, KF1S, KF2, KF2S | | |

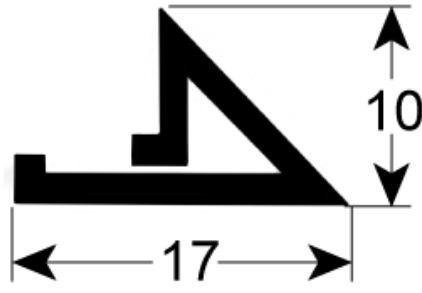
shaft gaskets

shaft gaskets

| | | | |
|--|---|-----------------|--------------------|
|  | | | |
| 1 | | | |
| Part No. | 512424 | Ref. No. | 0013024 DW13024 |
| description | shaft seal ID ø 30mm ED ø 42mm thickness 7mm | | |
| For models: | GR300, GR800, K1600, K1600-ALTA-VELOCITA, K1700, K1800, K2100, K2200, K2500, K2700, K3000, K3000+K10, K3100, K3100+K10, K3300, K3800, K3800+K10, K4000, K4400, K4400+K10, K5400, K5400+K10, KP2300, KP2300+KP23, KP2800, KP3000, KP4000 | | |

special gaskets

door seals for dishwashers

| | | | |
|--|--|-----------------|----------------------|
|  | | | |
| 1 | | | |
| Part No. | 517385 | Ref. No. | 00135205 DW135205 |
| description | door seal | | |
| For models: | AQUA-40-RL09, AQUA-50, AQUA-80, DUPLA-40, DUPLA-45, DUPLA-50 | | |



| | | | |
|--------------------|--|-----------------|----------------------|
| Part No. | 517383 | Ref. No. | 00560013 DW560013 |
| description | door seal L 1012mm W 10.5mm H 4mm Qty 1 | | |
| For models: | LUX-60, LUX-60-ELETTRONICA, LUX-61-ELETTRONICA | | |

| | | | |
|--------------------|---|-----------------|----------------------|
| Part No. | 517384 | Ref. No. | 00560021 DW560021 |
| description | door seal L 1050mm W 22mm H 9.5mm Qty 1 | | |
| For models: | K40-LUX, K41-LUX, K60, KP70-EL, LUX-40, LUX-40-ELETTRONICA, LUX-41-ELETTRONICA, LUX-60, LUX-60-ELETTRONICA, LUX-61-ELETTRONICA, LUX-70-EL | | |

| | | | |
|--------------------|---|-----------------|----------------------|
| Part No. | 518616 | Ref. No. | 00590034 DW590034 |
| description | door seal L 1445mm W 495mm for dishwasher suitable for Dühr | | |

sealing discs

| | | | |
|--------------------|--|-----------------|------------------------|
| Part No. | 511945 | Ref. No. | 0013316/A DW13316/A |
| description | gasket ø 38mm thickness 10mm rubber Qty 1 pcs ID ø 24mm | | |
| For models: | AQUA-37, AQUA-40, AQUA-50, AQUA-80, DUPLA-35, DUPLA-37, DUPLA-40, DUPLA-50, HOOD-110, HOOD-110-E, HOOD-130, HOOD-130-ELETTRONICA, K100, K35, K37, K40, K40-LUX, K41-LUX, K45, K50, K60, K70, KP130-ELETTRONICA, KP149, KP151, KP151-E, KP70-EL, KP85-EL, LUX-40, LUX-40-ELETTRONICA, LUX-41-ELETTRONICA, LUX-60, LUX-60-ELETTRONICA, LUX-61-ELETTRONICA, LUX-70-EL, LUX-85, LUX-85-ELETTRONICA | | |

miscellaneous

| | | | |
|--------------------|-----------------------------|-----------------|--------------------|
| Part No. | 517219 | Ref. No. | 0013306 DW13306 |
| description | boot for suction connection | | |


| | | | |
|--------------------|-----------------------------|-----------------|--------------------|
| Part No. | 517220 | Ref. No. | 0013350 DW13350 |
| description | boot for suction connection | | |


| | | | |
|--------------------|---|-----------------|----------------------|
| Part No. | 517277 | Ref. No. | 00150403 DW150403 |
| description | gasket for catch | | |
| For models: | AQUA-35, AQUA-35-RL09, AQUA-37, AQUA-37-RL09, AQUA-40, AQUA-40-RL09, DUPLA-35, DUPLA-37, DUPLA-40 | | |

| | | | |
|--------------------|--|-----------------|------------------------|
| Part No. | 511944 | Ref. No. | 0013306/A DW13306/A |
| description | gasket for wash pipe ø 41mm thickness 10mm ID ø 27mm | | |
| For models: | AQUA-37, AQUA-40, K37, K40, K45, K50, K80 | | |



| | | | |
|---|--|-----------------|------------------------|
|  | | | |
| 1 | | | |
| Part No. | 511945 | Ref. No. | 0013316/A DW13316/A |
| description | gasket ø 38mm thickness 10mm rubber Qty 1 pcs ID ø 24mm | | |
| For models: | AQUA-37, AQUA-40, AQUA-50, AQUA-80, DUPLA-35, DUPLA-37, DUPLA-40, DUPLA-50, HOOD-110, HOOD-110-E, HOOD-130, HOOD-130-ELETTRONICA, K100, K35, K37, K40, K40-LUX, K41-LUX, K45, K50, K60, K70, KP130-ELETTRONICA, KP149, KP151, KP151-E, KP70-EL, KP85-EL, LUX-40, LUX-40-ELETTRONICA, LUX-41-ELETTRONICA, LUX-60, LUX-60-ELETTRONICA, LUX-61-ELETTRONICA, LUX-70-EL, LUX-85, LUX-85-ELETTRONICA | | |



| | | | |
|---|---|-----------------|------------------------------|
|  | | | |
| 1 | | | |
| Part No. | 524954 | Ref. No. | 0011600931/B DW11600931/B |
| description | gasket suitable for Dühr for PCB L 145mm W 90mm | | |

| | | | |
|--|--|-----------------|------------------------|
|  | | | |
| 1 | | | |
| Part No. | 524953 | Ref. No. | 0050650/B DW50650/B |
| description | gasket suitable for Dühr for PCB L 170mm W 124mm | | |

springs

torsion springs


| | | | |
|---|-------------------------|-----------------|------------------|
|  | | | |
| 1 | | | |
| Part No. | 693934 | Ref. No. | 009563 DW9563 |
| description | torsion spring | | |
| For models: | K1L, K1R, K2L, K2M, K2R | | |

| | | | |
|--|--|-----------------|-------------------|
|  | | | |
| 1 | | | |
| Part No. | 690080 | Ref. No. | 009019 DW9019 |
| description | torsion spring ø 19.4mm L2 37mm wire gauge ø 3.4mm mounting pos. right L1 42mm L3 37mm Qty 1 pcs | | |
| accessories for | 690080 | | |
|  | Part No. | 690081 | Ref. No. — |
| | torsion spring ø 19.4mm L2 36mm wire gauge ø 3.3mm mounting pos. left L1 42mm L3 36mm Qty 1 pcs | | |

compression springs

| | | | |
|---|--|-----------------|---|
|  | | | |
| 1 | | | |
| Part No. | 650177 | Ref. No. | 0061052 DW61052 |
| description | spring for citrus juicers ø 6mm L 25mm | | |
| For models: | GM-2-BK11, GM3-BK12, GM4-BK13 | | |
| accessories for | 650177 | | |
|  | Part No. | 650176 | Ref. No. 0060153 60153 DW60153 |
| | shaft for citrus juicers ø 6mm L 16mm | | |
|  | Part No. | 650178 | Ref. No. 0061051 61051 DW61051 |
| | ball for citrus juicers ø 5mm | | |


spring compressors

| | | | |
|--|--|-----------------|--|
|  | | | |
| 1 | | | |
| Part No. | 517160 | Ref. No. | 0010800210 0010800210 + 2x0011711 10800210 + 2x11711 DW10800210 DW10800210 + 2xDW11711 |
| description | spring compressor thread M10 | | |
| For models: | HOOD-110, HOOD-110-E, HOOD-130, HOOD-130-ELETTRONICA, HOOD800SP-3D-GOGGLES-IMAX, K100, K120, KP130-ELETTRONICA | | |




roller springs

roller springs



1

| | | | |
|--------------------|---|-----------------|------------------------|
| Part No. | 517419 | Ref. No. | 003009906 DW3009906 |
| description | roller spring complete incl. holder type BBSR 22 | | |
| For models: | F, FP, K2500, K3000, K3000+K10, K3100, K3100+K10, K3300, K3800, K3800+K10, K4000, K4400, K4400+K10, K5400, K5400+K10, KP2300, KP3000, KP4000, KT-1500 | | |



1

| | | | |
|--------------------|--|-----------------|---|
| Part No. | 517367 | Ref. No. | 003004013 003004013+003009555 3004013+3009555 DW3004013 DW3004013+DW3009555 |
| description | roller spring L 70mm W 50mm ID ømm lug length 50mm | | |
| For models: | F, FP, K2500, K3000, K3000+K10, K3100, K3100+K10, K3300, K3800, K3800+K10, K4000, K4400, K4400+K10, K5400, K5400+K10, KP2300, KP3000, KP4000 | | |



1

| | | | |
|--------------------|--|-----------------|---|
| Part No. | 517321 | Ref. No. | 003004011 003004011 + 003009555 003004015 003009905 3004011 + 3009555 DW3004011 DW3004011 + DW3009555 DW3004015 DW3009905 |
| description | roller spring type BBSR 23 W 51mm ID ø 45mm lug length 50mm | | |
| For models: | F, FP, K1800, K2100, K2200, K2500, K2700, K3000, K3000+K10, K3100, K3100+K10, K3300, K3800, K3800+K10, K4000, K4400, K4400+K10, K5400, K5400+K10, KP2300, KP2300+KP23, KP2800, KP3000, KP4000, KT-1500 | | |



1

| | | | |
|---|--|-----------------|---|
| Part No. | 517315 | Ref. No. | 003004010 + 003009555 3004010 + 3009555 DW3004010 + DW3009555 |
| description | roller spring W 50mm ID ømm lug length 49mm | | |
| For models: | BB-2500, F, FP, K1600, K1600-ALTA-VELOCITA, K1700, KT-1500 | | |
| accessories for | 517315 | | |
|  | Part No. | 517314 | Ref. No. |
| | | | 003004012 3004012 DW3004012 |
| | spring holder for roller spring ø 29mm Lmm Wmm H 9mm | | |

accessories


holders



1


| | | | |
|--------------------|--|-----------------|------------------------|
| Part No. | 517314 | Ref. No. | 003004012 DW3004012 |
| description | spring holder for roller spring ø 29mm Lmm Wmm H 9mm | | |
| For models: | BB-2500, F, FP, K1600, K1600-ALTA-VELOCITA, K1700, K1800, K2100, K2200, K2500, K2700, K3000, K3000+K10, K3100, K3100+K10, K3300, K3800, K3800+K10, K4000, K4400, K4400+K10, K5400, K5400+K10, KP2300, KP2300+KP23, KP2800, KP3000, KP4000, KT-1500 | | |

tension springs




1

| | | | |
|--------------------|---|-----------------|--------------------------|
| Part No. | 517273 | Ref. No. | 00550206/A DW550206/A |
| description | tension spring ø 10mm total length 225mm wire gauge ø 1.5mm mounting pos. upper | | |
| For models: | F, FP, K90, KP85-EL, LUX-85, LUX-85-ELETTRONICA | | |



1

| | | | |
|--------------------|--|-----------------|----------------------|
| Part No. | 517421 | Ref. No. | 00570200 DW570200 |
| description | tension spring ø 12mm total length 240mm wire gauge ø 1.8mm for door Qty 1 pcs | | |
| For models: | KP70-EL, LUX-60, LUX-60-ELETTRONICA, LUX-61-ELETTRONICA, LUX-70-EL | | |





1


| | | | |
|--------------------|--|-----------------|----------------------|
| Part No. | 501296 | Ref. No. | 00560003 DW560003 |
| description | tension spring ø 12mm total length 275mm wire gauge ø 1.6mm | | |
| For models: | BB-2500, F, FP, K40-LUX, K41-LUX, K60, KT-1500, LUX-40, LUX-40-ELETTRONICA, LUX-41-ELETTRONICA, LUX-60, LUX-60-ELETTRONICA, LUX-61-ELETTRONICA | | |


mechanical components,
equipment accessories
1





| | | | |
|---|---|-----------------|--------------------|
|  | | | |
| Part No. | 517259 | Ref. No. | 0010700 DW10700 |
| description | tension spring \varnothing 15.3mm total length 130mm wire gauge \varnothing 2mm for door | | |
| For models: | HOOD-110, HOOD-110-E, HOOD-130, HOOD-130-ELETTRONICA, HOOD800SP-3D-GOGGLES-IMAX, K120, K36, KP130-ELETTRONICA | | |


| | | | |
|---|---|-----------------|--|
|  | | | |
| Part No. | 517272 | Ref. No. | 00550206 00550212 DW550206 DW550212 |
| description | tension spring \varnothing 15mm total length 540mm wire gauge \varnothing 2mm mounting pos. lower | | |
| For models: | K90, KP85-EL, LUX-85, LUX-85-ELETTRONICA | | |

| | | | |
|---|--|-----------------|------------------------|
|  | | | |
| Part No. | 517260 | Ref. No. | 0010700/B DW10700/B |
| description | tension spring \varnothing 17.3mm total length 140mm wire gauge \varnothing 2.2mm for door | | |

| | | | |
|---|--|-----------------|------------------------|
|  | | | |
| Part No. | 517261 | Ref. No. | 0010700/A DW10700/A |
| description | tension spring \varnothing 20mm total length 140mm wire gauge \varnothing 2.5mm for door | | |
| For models: | K70 | | |


| | | | |
|---|---|-----------------|--------------------|
|  | | | |
| Part No. | 517286 | Ref. No. | 0075303 DW75303 |
| description | tension spring \varnothing 35mm total length 865mm wire gauge \varnothing 5mm | | |
| For models: | HOOD-110, HOOD-110-E, HOOD800SP-3D-GOGGLES-IMAX, K100 | | |

| | | | |
|---|---|-----------------|--------------------|
|  | | | |
| Part No. | 517287 | Ref. No. | 0070302 DW70302 |
| description | tension spring \varnothing 38.8mm total length 663mm wire gauge \varnothing 4.2mm | | |
| For models: | HOOD-110, HOOD-110-E, HOOD-130, HOOD-130-ELETTRONICA, K100, K120, KP130-ELETTRONICA | | |


| | | | |
|---|---|-----------------|--|
|  | | | |
| Part No. | 517048 | Ref. No. | 0010800033 0010800034 DW10800033 DW10800034 |
| description | tension spring \varnothing 39.7mm total length 305mm wire gauge \varnothing 5mm mounting pos. lateral | | |

kitchen accessories

waste chute rings

| | | | |
|--|---|-----------------|--------------------------|
|  | | | |
| Part No. | 530600 | Ref. No. | 0010500025 DW10500025 |
| description | waste chute ring D1 \varnothing 237mm D2 \varnothing 180mm D3 \varnothing 205mm H1 30mm H2 55mm | | |

manometers

| | | | |
|---|---|-----------------|------------------------|
|  | | | |
| Part No. | 541876 | Ref. No. | 002000244 DW2000244 |
| description | manometer \varnothing 49mm pressure range 0-4bar connection lower marking adjustable thread 1/4" | | |
| For models: | BB-2500, F, FP, K1600, K1600-ALTA-VELOCITA, K1700, K1800, K2100, K2200, K2500, K26, K26A, K2700, K3000, K3000+K10, K3100, K3100+K10, K3300, K3800, K3800+K10, K4000, K4400, K4400+K10, K5400, K5400+K10, KP2300, KP2300+KP23, KP2800, KP3000, KP4000, KT-1500, Optional-Steam | | |

dosing pumps

peristaltic dosing pumps













| | | | |
|--|--|-----------------|------------------------|
| GERMAC | | | |
| built-in version | | | |
| without control | | | |
|  | | | |
| Part No. | 361020 | Ref. No. | 0015108/C DW15108/C |
| description | dosing pump GERMAC without control 0.8l/h 230VAC detergent hose \varnothing 4x6mm hose thermoplastic type G80 built-in version dimensions 55x70x88mm | | |
| For models: | Accessories, K37, K40 | | |
| spare parts for | 361020 | | |
|  | Part No. | 361263 | Ref. No. — |
| | roller assembly GERMAC suitable for G80/82/150/152/200/202/250/252/600 | | |




Table continues overleaf




| | | | |
|--|----------|--------|------------|
| spare parts for 361020 | | | |
|  | Part No. | 361554 | Ref. No. — |
| pump hose GERMAC detergent hose type thermoplastic hose ø 5x8mm for model G200/G250/G252 | | | |
| accessories for 361020 | | | |
|  | Part No. | 520090 | Ref. No. — |
| PVC hose ID ø 4mm ED ø 6mm L 2m thickness 1mm t.max. 60°C transparent | | | |
|  | Part No. | 520091 | Ref. No. — |
| nylon hose ID ø 4mm ED ø 6mm L 2m thickness 1mm operating p. 10bar burst p. 50bar t.max. 100°C transparent | | | |

| | | | |
|--|--|-----------------|--------------------|
|  <p>1</p> | | | |
| Part No. | 361021 | Ref. No. | 0015108 DW15108 |
| description | dosing pump GERMAC without control 1.5/h 230VAC detergent hose ø 4x6mm hose thermoplastic type G150 built-in version dimensions 55x70x88mm | | |
| For models: | Accessories, K45, K50 | | |
| spare parts for 361021 | | | |
|  | Part No. | 361263 | Ref. No. — |
| roller assembly GERMAC suitable for G80/82/150/152/200/202/250 /252/600 | | | |
|  | Part No. | 361554 | Ref. No. — |
| pump hose GERMAC detergent hose type thermoplastic hose ø 5x8mm for model G200/G250/G252 | | | |
| accessories for 361021 | | | |
|  | Part No. | 520090 | Ref. No. — |
| PVC hose ID ø 4mm ED ø 6mm L 2m thickness 1mm t.max. 60°C transparent | | | |
|  | Part No. | 520091 | Ref. No. — |
| nylon hose ID ø 4mm ED ø 6mm L 2m thickness 1mm operating p. 10bar burst p. 50bar t.max. 100°C transparent | | | |

| | | | |
|--|--|-----------------|------------------------|
|  <p>1</p> | | | |
| Part No. | 361022 | Ref. No. | 0015108/A DW15108/A |
| description | dosing pump GERMAC without control 2/h 230VAC detergent hose ø 4x6mm hose thermoplastic type G200 built-in version dimensions 55x70x88mm | | |
| spare parts for 361022 | | | |
|  | Part No. | 361263 | Ref. No. — |
| roller assembly GERMAC suitable for G80/82/150/152/200/202/250 /252/600 | | | |

| | | | |
|--|----------|--------|------------|
| spare parts for 361022 | | | |
|  | Part No. | 361554 | Ref. No. — |
| pump hose GERMAC detergent hose type thermoplastic hose ø 5x8mm for model G200/G250/G252 | | | |
| accessories for 361022 | | | |
|  | Part No. | 520090 | Ref. No. — |
| PVC hose ID ø 4mm ED ø 6mm L 2m thickness 1mm t.max. 60°C transparent | | | |
|  | Part No. | 520091 | Ref. No. — |
| nylon hose ID ø 4mm ED ø 6mm L 2m thickness 1mm operating p. 10bar burst p. 50bar t.max. 100°C transparent | | | |

| | | | |
|---|--|-----------------|------------------------|
| spare parts | | | |
|  <p>1</p> | | | |
| Part No. | 361060 | Ref. No. | 0015108/E DW15108/E |
| description | pump hose GERMAC rinse aid hose type silicone hose ø 4x6mm for model G80/G82/G600 | | |
| For models: | Accessories, AQUA-35, AQUA-35-RL09, AQUA-37, AQUA-37-RL09, AQUA-40, AQUA-40-RL09, AQUA-50, AQUA-80, DUPLA-35, DUPLA-37, DUPLA-40, DUPLA-45, DUPLA-50, HOOD-110, HOOD-110-E, HOOD-130, HOOD-130-ELETRONICA, K70, KP130-ELETRONICA, KP149, KP151, KP151-E, KP200-ELETRONICA, KP202-E, KP300-ELETRONICA, KP302-E, KP402-E, KP70-EL, KP85-EL, LUX-40, LUX-40-ELETRONICA, LUX-41-ELETRONICA, LUX-60, LUX-60-ELETRONICA, LUX-61-ELETRONICA, LUX-70-EL, LUX-85, LUX-85-ELETRONICA | | |

| | | | |
|---|--|-----------------|---------------------------|
| SEKO | | | |
| built-in version | | | |
| with frequency control | | | |
|  <p>1</p> | | | |
| Part No. | 361791 ¹ | Ref. No. | 0015985 DW15985 |
| description | dosing pump SEKO frequency control 3/h 230VAC detergent hose ø 4x6mm hose type K hose Santoprene suction level 1.5m type NBR 3 | | |
| For models: | AQUA-35, AQUA-35-RL09, AQUA-37, AQUA-37-RL09, AQUA-40, AQUA-40-RL09, AQUA-50, AQUA-80, DUPLA-35, DUPLA-37, DUPLA-40, DUPLA-45, DUPLA-50, HOOD-110, HOOD-110-E, HOOD-130, HOOD-130-ELETRONICA, HOOD800SP-3D-GOGGLES-IMAX, K40-LUX, K41-LUX, K70, KP130-ELETRONICA, KP149, KP151, KP151-E, KP200-ELETRONICA, KP202-E, KP300-ELETRONICA, KP302-E, KP402-E, KP70-EL, KP85-EL, LUX-40, LUX-40-ELETRONICA, LUX-41-ELETRONICA, LUX-60, LUX-60-ELETRONICA, LUX-61-ELETRONICA, LUX-70-EL, LUX-85, LUX-85-ELETRONICA | | |
| spare parts for 361791 | | | |
|  | Part No. | 361815 | Ref. No. 15185 DW15185 |
| pump hose detergent hose ø 6x10mm hose ø 4x6mm hose type K hose Santoprene type SEKO | | | |

¹with accessories



spare parts



| | | | |
|--------------------|--|-----------------|------------------|
| Part No. | 361815 | Ref. No. | 15185 DW15185 |
| description | pump hose detergent hose ø 6x10mm hose ø 4x6mm hose type K hose Santoprene type SEKO | | |
| For models: | AQUA-35, AQUA-35-RL09, AQUA-37, AQUA-37-RL09, AQUA-40, AQUA-40-RL09, AQUA-50, AQUA-80, BB-2500, DUPLA-35, DUPLA-37, DUPLA-40, DUPLA-45, DUPLA-50, F, FP, GR300, GR800, HOOD-110, HOOD-110-E, HOOD-130, HOOD-130-ELETTRONICA, HOOD-800SP-3D-GOGGLES-IMAX, K1600, K1600-ALTA-VELOCITA, K1700, K1800, K2100, K2200, K2500, K2700, K3000, K3000+K10, K3100, K3100+K10, K3300, K3800, K3800+K10, K4000, K4400, K4400+K10, K5400, K5400+K10, K70, KP130-ELETTRONICA, KP149, KP151, KP151-E, KP200-ELETTRONICA, KP202-E...(Other models you can see in the webshop) | | |

various

built-in version



| | | | |
|--------------------|--|-----------------|------------------------|
| Part No. | 361910 | Ref. No. | 0015985/B DW15985/B |
| description | dosing pump TECNOPRO type TP30-60-B frequency control 3i/h 230VAC rinse aid hose ø 4x6mm hose type silicone 8W | | |
| For models: | HOOD800SP-3D-GOGGLES-IMAX | | |

piston pumps

dosing pumps



| | | | |
|--------------------|--|-----------------|------------------------|
| Part No. | 361800 | Ref. No. | 0015108/L DW15108/L |
| description | dosing pump type EKP-R/E 230V detergent inlet 8x12mm outlet 8x12mm 60 strokes/min | | |
| For models: | Accessories, AQUA-35, AQUA-37, AQUA-40, AQUA-50, AQUA-80, DUPLA-35, DUPLA-37, DUPLA-40, DUPLA-45, DUPLA-50, HOOD-110, HOOD-110-E, HOOD-130, HOOD-130-ELETTRONICA, K100, K40, K70, K90, KP130-ELETTRONICA, KP149, KP151, KP151-E, KP200-ELETTRONICA, KP202-E, KP300-ELETTRONICA, KP302-E, KP400-ELETTRONICA, KP402-E, KP70-EL, KP85-EL, LUX-40, LUX-40-ELETTRONICA, LUX-41-ELETTRONICA, LUX-60, LUX-60-ELETTRONICA, LUX-61-ELETTRONICA, LUX-70-EL, LUX-85, LUX-85-ELETTRONICA | | |

| | | | |
|------------------------|---|--------|-------------------|
| spare parts for | 361800 | | |
| | Part No. | 361047 | Ref. No. — |
| | pressure/suction valve suitable for EKP-R L 38.7mm 3/8" WS 22 | | |

| | | | |
|------------------------|--|--------|-------------------|
| spare parts for | 361800 | | |
| | Part No. | 361652 | Ref. No. — |
| | union nut suitable for EKP-R T1: 3/8" | | |
| | Part No. | 361653 | Ref. No. — |
| | olive suitable for EKP-R | | |
| | Part No. | 361654 | Ref. No. — |
| | hose tail suitable for EKP-R | | |
| | Part No. | 361655 | Ref. No. — |
| | O-ring suitable for EKP-R | | |
| | Part No. | 361857 | Ref. No. — |
| | pump head type EKP-R for dosing pump plastic | | |

spare parts



| | | | |
|--------------------|--|-----------------|--|
| Part No. | 510298 | Ref. No. | 0010705/D 0016070 DW10705/D DW16070 |
| description | lip valve dosing pump suitable for DB2/DS5 | | |
| For models: | Accessories, AQUA-35, AQUA-37, AQUA-40, AQUA-50, AQUA-80, DUPLA-45, GR300, GR800, HOOD-110, HOOD-110-E, HOOD-130, HOOD-130-ELETTRONICA, K100, K36, K37, K40, K40-LUX, K45, K50, K60, K70, K90, KP130-ELETTRONICA, KP202-E, KP302-E, KP402-E, KP70-EL, KP85-EL, LUX-40, LUX-40-ELETTRONICA, LUX-41-ELETTRONICA, LUX-60, LUX-60-ELETTRONICA, LUX-61-ELETTRONICA, LUX-70-EL, LUX-85-ELETTRONICA | | |

membrane dosing pumps

self-priming

LANG



| | | | |
|--------------------|--|-----------------|--------------------|
| Part No. | 361009 | Ref. No. | 0010798 DW10798 |
| description | dosing pump type N6 membrane dosing pump rinse aid p min 0.5bar pressure connection ø straight, 4x6mm suction connection ø straight, 4x6mm LANG | | |
| For models: | AQUA-35, AQUA-37, AQUA-40, AQUA-50, AQUA-80, DUPLA-35, DUPLA-37, DUPLA-40, DUPLA-45, DUPLA-50, K120, K50, K70, KP130-ELETTRONICA, KP400, KP400-ELETTRONICA, KP70-EL, LUX-40, LUX-40-ELETTRONICA, LUX-41-ELETTRONICA, LUX-60, LUX-60-ELETTRONICA, LUX-61-ELETTRONICA, LUX-70-EL | | |

| | | | |
|------------------------|--------------------------------|--------|-------------------|
| spare parts for | 361009 | | |
| | Part No. | 361079 | Ref. No. — |
| | spring for type N5/N6 for ball | | |

Table continues overleaf



| spare parts for | | 361009 | |
|--|--------|----------|---|
| Part No. | 361080 | Ref. No. | — |
| | | | |
| O-ring EPDM thickness 2mm ID ø 16mm Qty 1 pcs | | | |
| Part No. | 361085 | Ref. No. | — |
| | | | |
| O-ring EPDM thickness 2mm ID ø 8mm Qty 1 pcs | | | |
| Part No. | 361309 | Ref. No. | — |
| | | | |
| ball for type N5/N6 | | | |
| Part No. | 361310 | Ref. No. | — |
| | | | |
| bracket for type N6 ball guide | | | |
| Part No. | 361311 | Ref. No. | — |
| | | | |
| O-ring EPDM thickness 2mm ID ø 6mm Qty 1 pcs for type N6 | | | |
| Part No. | 361314 | Ref. No. | — |
| | | | |
| valve ring for type N6 holder for O-ring | | | |
| Part No. | 361317 | Ref. No. | — |
| | | | |
| sealing disc for type N6 | | | |
| Part No. | 361886 | Ref. No. | — |
| | | | |
| non-return valve inletmm outletmm outlet ø 12.4mm L 12.7mm | | | |

| 1 | | | |
|-------------|----------------------|----------|----------------------------|
| Part No. | 361132 | Ref. No. | 001059999/A DW1059999/A |
| description | membrane dosing pump | | |
| For models: | Accessories | | |

self-priming with supporting pressure

DIHR

| 1 | | | |
|-------------|---|----------|------------------------|
| Part No. | 361912 | Ref. No. | 0010799/G DW10799/G |
| description | dosing pump kit inlet 5mm outlet 8mm suction connection ø 5mm auxiliary pressure connection 10mm | | |
| For models: | AQUA-35, AQUA-37, AQUA-40, AQUA-50, AQUA-80, DUPLA-35, DUPLA-37, DUPLA-40, DUPLA-45, DUPLA-50, GR300, GR800, HOOD-110, HOOD-110-E, HOOD-130, HOOD-130-ELETTRONICA, HOOD-800SP-3D-GOGGLES-IMAX, KP202-E, KP302-E, KP402-E, KP70-EL, KP85-EL, LUX-40, LUX-40-ELETTRONICA, LUX-41-ELETTRONICA, LUX-60, LUX-60-ELETTRONICA, LUX-61-ELETTRONICA, LUX-70-EL, LUX-85-ELETTRONICA | | |

various




| 1 | | | |
|-------------|---|----------|------------------------|
| Part No. | 361731 | Ref. No. | 001059999 DW1059999 |
| description | dosing pump without auxiliary pressure connection rinse aid inlet 4mm outlet 8mm pressure connection ø 8mm suction connection ø 4mm | | |
| For models: | Accessories, AQUA-35, K100, KP130-ELETTRONICA, KP149, KP150, KP151, KP151-E, KP200, KP200-ELETTRONICA, KP300, KP300-ELETTRONICA | | |


| 1 | | | |
|-----------------|---|----------|--|
| Part No. | 361744 | Ref. No. | 0010799 0010799/A DW10799 DW10799/A |
| description | dosing pump type DW with auxiliary pressure connection rinse aid inlet 4mm outlet 8mm suction connection ø 4mm auxiliary pressure connection 10mm | | |
| For models: | Accessories, AQUA-35, AQUA-35-RL09, AQUA-37, AQUA-37-RL09, AQUA-40, AQUA-40-RL09, AQUA-50, AQUA-80, DUPLA-35, DUPLA-37, DUPLA-40, DUPLA-45, DUPLA-50, HOOD-110, HOOD-110-E, HOOD-130, HOOD-130-ELETTRONICA, HOOD800SP-3D-GOGGLES-IMAX, K100, K35, K36, K37, K40, K40-LUX, K41-LUX, K45, K50, K60, K70, K80, K90, KP130-ELETTRONICA, KP70-EL, KP85-EL, LUX-40, LUX-40-ELETTRONICA, LUX-41-ELETTRONICA, LUX-60, LUX-60-ELETTRONICA, LUX-61-ELETTRONICA, LUX-70-EL, LUX-85, LUX-85-ELETTRONICA | | |
| spare parts for | 361744 | | |
| | Part No. | 520026 | Ref. No. — |
| | Part No. | 520090 | Ref. No. — |


spare parts


| 1 | | | |
|-------------|--|----------|--|
| Part No. | 510298 | Ref. No. | 0010705/D 0016070 DW10705/D DW16070 |
| description | lip valve dosing pump suitable for DB2/DS5 | | |
| For models: | Accessories, AQUA-35, AQUA-37, AQUA-40, AQUA-50, AQUA-80, DUPLA-45, GR300, GR800, HOOD-110, HOOD-110-E, HOOD-130, HOOD-130-ELETTRONICA, K100, K36, K37, K40, K40-LUX, K45, K50, K60, K70, K90, KP130-ELETTRONICA, KP202-E, KP302-E, KP402-E, KP70-EL, KP85-EL, LUX-40, LUX-40-ELETTRONICA, LUX-41-ELETTRONICA, LUX-60, LUX-60-ELETTRONICA, LUX-61-ELETTRONICA, LUX-70-EL, LUX-85-ELETTRONICA | | |




| | | | |
|---|--|-----------------|--------------------|
|  | | | |
| 1 | | | |
| Part No. | 362012 | Ref. No. | 0010705 DW10705 |
| description | dosing pump type DW with auxiliary pressure connection rinse aid inlet 4x6mm outlet M10x1mm auxiliary pressure connection 10mm | | |
| For models: | Accessories, K70 | | |
| spare parts for | 362012 | | |
|  | Part No. | 520026 | Ref. No. — |
| | PVC hose ID ø 4mm ED ø 6mm L 10m thickness 1mm t.max. 60°C transparent | | |
|  | Part No. | 520090 | Ref. No. — |
| | PVC hose ID ø 4mm ED ø 6mm L 2m thickness 1mm t.max. 60°C transparent | | |


| | | | |
|---|---|-----------------|--|
| ELETTROBAR | | | |
|  | | | |
| 1 | | | |
| Part No. | 510298 | Ref. No. | 0010705/D 0016070 DW10705/D DW16070 |
| description | lip valve dosing pump suitable for DB2/DS5 | | |
| For models: | Accessories, AQUA-35, AQUA-37, AQUA-40, AQUA-50, AQUA-80, DUPLA-45, GR300, GR800, HOOD-110, HOOD-110-E, HOOD-130, HOOD-130-ELETRONICA, K100, K36, K37, K40, K40-LUX, K45, K50, K60, K70, K90, KP130-ELETRONICA, KP202-E, KP302-E, KP402-E, KP70-EL, KP85-EL, LUX-40, LUX-40-ELETRONICA, LUX-41-ELETRONICA, LUX-60, LUX-60-ELETRONICA, LUX-61-ELETRONICA, LUX-70-EL, LUX-85-ELETRONICA | | |


| | | | |
|---|---|-----------------|--|
| GERMAC | | | |
| spare parts | | | |
|  | | | |
| 1 | | | |
| Part No. | 510298 | Ref. No. | 0010705/D 0016070 DW10705/D DW16070 |
| description | lip valve dosing pump suitable for DB2/DS5 | | |
| For models: | Accessories, AQUA-35, AQUA-37, AQUA-40, AQUA-50, AQUA-80, DUPLA-45, GR300, GR800, HOOD-110, HOOD-110-E, HOOD-130, HOOD-130-ELETRONICA, K100, K36, K37, K40, K40-LUX, K45, K50, K60, K70, K90, KP130-ELETRONICA, KP202-E, KP302-E, KP402-E, KP70-EL, KP85-EL, LUX-40, LUX-40-ELETRONICA, LUX-41-ELETRONICA, LUX-60, LUX-60-ELETRONICA, LUX-61-ELETRONICA, LUX-70-EL, LUX-85-ELETRONICA | | |

| | | | |
|---|--|-----------------|------------------------|
|  | | | |
| 1 | | | |
| Part No. | 510296 | Ref. No. | 0010705/O DW10705/O |
| description | membrane silicone | | |
| For models: | Accessories, AQUA-50, AQUA-80, HOOD-110, HOOD-110-E, HOOD-130, HOOD-130-ELETRONICA, KP70-EL, KP85-EL, LUX-70-EL, LUX-85-ELETRONICA | | |

accessories

| | | | |
|---|-----------------------------|-----------------|-----|
| container filters | | | |
|  | | | |
| 1 | | | |
| Part No. | 361062 | Ref. No. | N/A |
| description | container filter hose ø 4mm | | |

| | | | |
|---|--|-----------------|--------------------|
|  | | | |
| 1 | | | |
| Part No. | 361829 | Ref. No. | 0015058 DW15058 |
| description | container filter complete plastic hose ø 5mm | | |
| For models: | AQUA-35, AQUA-35-RL09, AQUA-37, AQUA-37-RL09, AQUA-40, AQUA-40-RL09, AQUA-50, AQUA-80, BB-2500, DUPLA-35, DUPLA-37, DUPLA-40, DUPLA-45, DUPLA-50, GR300, GR800, HOOD-110, HOOD-110-E, HOOD-130, HOOD-130-ELETRONICA, HOOD800SP-3D-GOGGLES-IMAX, K100, K35, K36, K37, K40, K40-LUX, K41-LUX, K45, K50, K60, K70, K80, K90, KP130-ELETRONICA, KP149, KP150, KP151, KP151-E, KP200, KP200-ELETRONICA, KP202-E, KP300, KP300-ELETRONICA, KP302-E, KP400, KP400-ELETRONICA, KP402-E, KP70-EL, KP85-EL...(Other models you can see in the webshop) | | |

| | | | |
|---|---|-----------------|--|
| non-return valves | | | |
|  | | | |
| 1 | | | |
| Part No. | 361899 | Ref. No. | 0010805 0010808 DW10805 DW10808 |
| description | non-return valve inletmm outlet ø 7mm L 9mm Qty 2 pcs | | |
| For models: | AQUA-35, AQUA-35-RL09, AQUA-37, AQUA-37-RL09, AQUA-40, AQUA-40-RL09, AQUA-50, AQUA-80, DUPLA-35, DUPLA-37, DUPLA-40, DUPLA-45, DUPLA-50, HOOD-110, HOOD-110-E, HOOD-130, HOOD-130-ELETRONICA, HOOD800SP-3D-GOGGLES-IMAX, K70, KP130-ELETRONICA, KP149, KP151, KP151-E, KP200-ELETRONICA, KP300-ELETRONICA, KP70-EL, KP85-EL, LUX-40, LUX-40-ELETRONICA, LUX-41-ELETRONICA, LUX-60, LUX-60-ELETRONICA, LUX-61-ELETRONICA, LUX-70-EL, LUX-85, LUX-85-ELETRONICA | | |



intake lances



1

| | | | |
|--------------------|---|-----------------|----------------------|
| Part No. | 361911 | Ref. No. | 00590118 DW590118 |
| description | intake lance plastic L 165mm NC tube ø 9mm hose ø 4.5mm cable length 1750mm | | |

tank inlets




1

| | | | |
|--------------------|--|-----------------|--|
| Part No. | 361057 | Ref. No. | 0015123 0015148 DW15123 DW15148 |
| description | tank inlet plastic M10 hose ø 4x6mm | | |
| For models: | Accessories, AQUA-35, AQUA-35-RL09, AQUA-37, AQUA-37-RL09, AQUA-40, AQUA-40-RL09, AQUA-50, AQUA-80, BB-2500, DUPLA-35, DUPLA-37, DUPLA-40, DUPLA-45, DUPLA-50, GR300, GR800, HOOD-110, HOOD-110-E, HOOD-130, HOOD-130-ELETRONICA, HOOD-800SP-3D-GOGGLES-IMAX, K40-LUX, K70, K90, KP130-ELETRONICA, KP149, KP151, KP151-E, KP200-ELETRONICA, KP202-E, KP300-ELETRONICA, KP302-E, KP400-ELETRONICA, KP402-E, KP70-EL, KP85-EL, KT-1500, LUX-40, LUX-40-ELETRONICA, LUX-41-ELETRONICA, LUX-60, LUX-60-ELETRONICA, LUX-61-ELETRONICA, LUX-70-EL, LUX-85, LUX-85-ELETRONICA | | |



hoses

supply hoses

PVC supply hoses



1

| | | | |
|---|--|-----------------|--------------------|
| Part No. | 520010 | Ref. No. | 0010726 DW10726 |
| description | supply hose PVC straight-curved DN13 connections 3/4" L 1500mm operating p. 10bar burst p. 32bar t.max. 90°C blue approval VDE flat seal | | |
| For models: | Accessories, K40-LUX, K41-LUX | | |
| accessories for | 520010 | | |
|  | Part No. | 520053 | Ref. No. — |
| | screen connection 3/4" D1 ø 26mm D2 ø 15mm Qty 10 pcs rubber thickness 8mm | | |
|  | Part No. | 520054 | Ref. No. — |
| | flat gasket rubber ED ø 23.5mm ID ø 14mm thickness 2.3mm Qty 10 pcs | | |

drain hoses



1

| | | | |
|--------------------|---|-----------------|--------------------|
| Part No. | 530608 | Ref. No. | 0010727 DW10727 |
| description | drain hose DN24 L 1500mm A int. ø 24mm A ext. ø 28mm B int. ø 28mm B ext. ø 35mm outer hose ø 29mm temp.-resist. 90°C | | |
| For models: | Accessories, AQUA-35, AQUA-35-RL09, AQUA-37, AQUA-37-RL09, AQUA-40, AQUA-40-RL09, AQUA-50, AQUA-80, BB-2500, DUPLA-35, DUPLA-37, DUPLA-40, DUPLA-45, DUPLA-50, F, FP, HOOD-110, HOOD-110-E, HOOD-130, HOOD-130-ELETRONICA, HOOD800SP-3D-GOGGLES-IMAX, K1600, K1600-ALTA-VELOCITA, K1700, K1800, K2100, K2200, K2500, K2700, K3000, K3000+K10, K3100, K3100+K10, K3300, K35, K36, K37, K3800, K3800+K10, K40, K4000, K40-LUX, K4400, K4400+K10, K5400, K5400+K10, K70, KP130-ELETRONICA, KP2300... (Other models you can see in the webshop) | | |




1

| | | | |
|--------------------|---|-----------------|--------------------------|
| Part No. | 530083 | Ref. No. | 0010200112 DW10200112 |
| description | drain hose DN31 L 1500mm A int. ø 31mm A ext. ø 35mm B int. ø 40mm B ext. ø 46mm outer hose ø 38mm | | |
| For models: | Accessories, BB-2500, F, FP, K1600, K1600-ALTA-VELOCITA, K1700, K1800, K2100, K2200, K2500, K2700, K3000, K3000+K10, K3100, K3100+K10, K3300, K3800, K3800+K10, K4000, K4400, K4400+K10, K5400, K5400+K10, KP2300, KP2300+KP23, KP2800, KP3000, KP4000, KT-1500 | | |



1

| | | | |
|--------------------|---|-----------------|--|
| Part No. | 530571 | Ref. No. | 0015721 0025031 DW15721 DW25031 |
| description | drain hose DN24 L 1500mm straight ø inside 24mm straight ext. ø 29mm elbow ø inside 29mm elbow ext. ø 35mm outer hose ø 28mm | | |
| For models: | AQUA-40, AQUA-50, AQUA-80, DUPLA-40, DUPLA-45, DUPLA-50, HOOD-110, HOOD-130, HOOD-130-ELETRONICA, K1700, K2700, KP130-ELETRONICA, KP151, KP151-E, KP70-EL, KP85-EL, LUX-40, LUX-40-ELETRONICA, LUX-60, LUX-60-ELETRONICA, LUX-61-ELETRONICA, LUX-70-EL, LUX-85, LUX-85-ELETRONICA | | |



1

| | | | |
|--------------------|---|-----------------|--------------------|
| Part No. | 519272 | Ref. No. | 0010729 DW10729 |
| description | drain hose DN24 L 1500mm straight ϕ inside 32mm straight ext. ϕ 35mm elbow ϕ inside 40mm elbow ext. ϕ 46mm outer hose ϕ 38mm | | |
| For models: | K120 | | |

industrial hoses

Niplaflex hoses



1

| | | | |
|--------------------|---|-----------------|------------------------|
| Part No. | 530562 | Ref. No. | 002907350 DW2907350 |
| description | pressure hose ID ϕ 13mm ED ϕ 21mm L 5m operating p. 10bar burst p. 30bar t.max. 110°C | | |
| For models: | AQUA-40, AQUA-50, AQUA-80, BB-2500, DUPLA-40, DUPLA-45, DUPLA-50, F, FP, HOOD-110, HOOD-110-E, HOOD-130, HOOD-130-ELETTRONICA, K1600, K1600-ALTA-VELOCITA, K1700, K1800, K2100, K2200, K2500, K2700, K3000, K3000+K10, K3100, K3100+K10, K3300, K3800, K3800+K10, K4000, K4400, K4400+K10, K5400, K5400+K10, KP130-ELETTRONICA, KP151, KP151-E, KP2300, KP2300+KP23, KP2800, KP3000, KP4000, KP70-EL, KP85-EL, KT-1500, LUX-40, LUX-40-ELETTRONICA, LUX-60, LUX-60-ELETTRONICA, LUX-61-ELETTRONICA, LUX-70-EL...(Other models you can see in the webshop) | | |

pressure control hoses



1

| | | | |
|--------------------|--|-----------------|--------------------|
| Part No. | 530560 | Ref. No. | 0014508 DW14508 |
| description | pressure control hose ID ϕ 5mm ED ϕ 9mm L 5m operating p. 30bar burst p. 90bar temp.-resist. 60°C | | |
| For models: | AQUA-35, AQUA-35-RL09, AQUA-37, AQUA-37-RL09, AQUA-40, AQUA-40-RL09, AQUA-50, AQUA-80, DUPLA-35, DUPLA-37, DUPLA-40, DUPLA-45, DUPLA-50, GR300, GR800, HOOD-110, HOOD-110-E, HOOD-130, HOOD-130-ELETTRONICA, HOOD800SP-3D-GOGGLES-IMAX, K70, KP130-ELETTRONICA, KP149, KP151, KP151-E, KP200-ELETTRONICA, KP202-E, KP300-ELETTRONICA, KP302-E, KP400-ELETTRONICA, KP402-E, KP70-EL, KP85-EL, LUX-40, LUX-40-ELETTRONICA, LUX-41-ELETTRONICA, LUX-60, LUX-60-ELETTRONICA, LUX-61-ELETTRONICA, LUX-70-EL, LUX-85, LUX-85-ELETTRONICA | | |

formed hoses

straight

1

| | | | |
|--------------------|-------------|-----------------|----------------------|
| Part No. | 517235 | Ref. No. | 00440718 DW440718 |
| description | formed hose | | |



1

| | | | |
|--------------------|--|-----------------|--|
| Part No. | 517231 | Ref. No. | 0010718 0017215 DW10718 DW17215 |
| description | formed hose D1 ϕ 36mm D2 ϕ 28mm L 75mm dishwasher straight equiv. no. 10718, 440718 | | |
| For models: | AQUA-35, AQUA-37, AQUA-40, F, FP, HOOD-130, HOOD-130-ELETTRONICA, K2500, K26, K26A, K35, K36, K37, K3800, K3800+K10, K40, K4000, K4400, K4400+K10, K5400, K5400+K10, KP85-EL, LUX-60, LUX-60-ELETTRONICA, LUX-85-ELETTRONICA | | |

1

| | | | |
|--------------------|---------------------------------|-----------------|--------------------|
| Part No. | 517232 | Ref. No. | 0016083 DW16083 |
| description | formed hose dishwasher straight | | |



1

| | | | |
|--------------------|---|-----------------|--------------------------|
| Part No. | 517246 | Ref. No. | 0011600048 DW11600048 |
| description | formed hose dishwasher straight equiv. no. 11600048 | | |



1

| | | | |
|--------------------|--|-----------------|----------------------|
| Part No. | 517224 | Ref. No. | 00540005 DW540005 |
| description | formed hose dishwasher straight equiv. no. 540005 | | |
| For models: | BB-2500, K2100, K2200, K3000, K3000+K10, K3100, K3100+K10, K3300, K40-LUX, K41-LUX, K5400, K5400+K10, LUX-40, LUX-40-ELETTRONICA, LUX-41-ELETTRONICA | | |




1

| | | | |
|--------------------|--|-----------------|--------------------|
| Part No. | 517239 | Ref. No. | 0080502 DW80502 |
| description | formed hose dishwasher straight equiv. no. 80502 | | |
| For models: | KP200-ELETRONICA | | |



1

| | | | |
|--------------------|---|-----------------|------------------|
| Part No. | 996015 | Ref. No. | 92102 DW92102 |
| description | formed hose end piece A ext. ø 61.5mm end piece A int. ø 51mm AD2 ø 55mm ø end piece B 46mm L 390mm | | |
| For models: | KP302-E, KP402-E | | |




1

| | | | |
|--------------------|--|-----------------|--------------------|
| Part No. | 517247 | Ref. No. | 0015034 DW15034 |
| description | formed hose dishwasher straight mounting pos. upper equiv. no. 15034 | | |
| For models: | K70, K90 | | |



1

| | | | |
|--------------------|--|-----------------|--|
| Part No. | 517225 | Ref. No. | 0010532 0015032 DW10532 DW15032 |
| description | formed hose warewashing L-shape equiv. no. 15032 | | |
| For models: | K45, K50 | | |



1

| | | | |
|--------------------|---|-----------------|------------------------------|
| Part No. | 517250 | Ref. No. | 0010200122/A DW10200122/A |
| description | formed hose dishwasher straight mounting pos. upper/lower equiv. no. 10200122/A | | |



1


| | | | |
|--------------------|--|-----------------|------------------------|
| Part No. | 517228 | Ref. No. | 0015032/A DW15032/A |
| description | formed hose warewashing L-shape equiv. no. 15032/A | | |
| For models: | K100, K120, K70, KP149, KP151, KP151-E | | |

form L



1


| | | | |
|--------------------|---|-----------------|--------------------|
| Part No. | 524850 | Ref. No. | 0076078 DW76078 |
| description | formed hose end piece A ext. ø 43mm end piece A int. ø 35mm AD2 ø 58mm ø end piece B 49mm L 450mm Qty 1 warewashing L-shape | | |
| For models: | HOOD-110, HOOD-110-E, HOOD800SP-3D-GOGGLES-IMAX | | |




1

| | | | |
|--------------------|---|-----------------|------------------------|
| Part No. | 517245 | Ref. No. | 0015033/A DW15033/A |
| description | formed hose warewashing L-shape equiv. no. 15033/A mounting pos. lower | | |
| For models: | HOOD-110, HOOD-110-E, HOOD800SP-3D-GOGGLES-IMAX, K100, K90, KP149, KP151, KP151-E, KP85-EL, LUX-85, LUX-85-ELETRONICA | | |




| | | | |
|---|--|-----------------|--------------------|
|  | | | |
| 1 | | | |
| Part No. | 517230 | Ref. No. | 0016169 DW16169 |
| description | formed hose warewashing L-shape equiv. no. 16169 | | |

| | | | |
|---|--|-----------------|------------------------|
|  | | | |
| 1 | | | |
| Part No. | 517248 | Ref. No. | 0016170/M DW16170/M |
| description | formed hose warewashing L-shape equiv. no. 16170/M mounting pos. upper | | |
| For models: | K100, KP149, KP150, KP151, KP151-E | | |

| | | | |
|--|--|-----------------|--------------------|
|  | | | |
| 1 | | | |
| Part No. | 517223 | Ref. No. | 0018787 DW18787 |
| description | formed hose warewashing L-shape equiv. no. 18787 | | |
| For models: | AQUA-35, AQUA-37, AQUA-40, DUPLA-35, K35, K36, K37, K40, KP149 | | |


| | | | |
|---|---|-----------------|------------------------|
|  | | | |
| 1 | | | |
| Part No. | 517236 | Ref. No. | 003002020 DW3002020 |
| description | formed hose warewashing L-shape equiv. no. 3002020 | | |
| For models: | BB-2500, F, FP, K120, K1600, K1600-ALTA-VELOCITA, K1800, K2100, K2200, K2500, K3000, K3000+K10, K3100, K3100+K10, K3300, K3800, K3800+K10, K4000, K4400, K4400+K10, K5400, K5400+K10, KP2300, KP2300+KP23, KP2800, KP300, KP3000, KP300-ELETTRONICA, KP400, KP4000, KP400-ELETTRONICA, KP402-E, KT-1500, Optional-Steam | | |

| | | | |
|---|---|-----------------|----------------------|
|  | | | |
| 1 | | | |
| Part No. | 517229 | Ref. No. | 00550224 DW550224 |
| description | formed hose warewashing L-shape equiv. no. 550224 | | |
| For models: | K90 | | |

| | | | |
|--|---|-----------------|--------------------------|
| with branch | | | |
|  | | | |
| 1 | | | |
| Part No. | 517364 | Ref. No. | 0011600101 DW11600101 |
| description | formed hose ext. ø 58 D1 ø 50mm D2 ø 35mm L 455mm black Qty 1 | | |
| For models: | HOOD-130, HOOD-130-ELETTRONICA, KP130-ELETTRONICA | | |

| | | | |
|---|--|-----------------|--------------------|
| form S | | | |
|  | | | |
| 1 | | | |
| Part No. | 517238 | Ref. No. | 0022015 DW22015 |
| description | formed hose ID ø 50mm ED ø 65mm S-shape warewashing equiv. no. 22015 hose ext. ø 72mm int. ø 160mm | | |
| For models: | KP150, KP151 | | |

| | | | |
|--|---|-----------------|------------------------------|
|  | | | |
| 1 | | | |
| Part No. | 517237 | Ref. No. | 0010200124/A DW10200124/A |
| description | formed hose S-shape warewashing equiv. no. 10200124/A | | |
| For models: | KP400, KP400-ELETTRONICA | | |

1

| | | | |
|--------------------|--|-----------------|--------------------|
| Part No. | 517221 | Ref. No. | 0016170 DW16170 |
| description | formed hose S-shape warewashing equiv. no. 16170 | | |



1

| | | | |
|--------------------|--|-----------------|--------------------|
| Part No. | 517227 | Ref. No. | 0025032 DW25032 |
| description | formed hose S-shape warewashing equiv. no. 25032 | | |
| For models: | AQUA-80, HOOD-110, HOOD-110-E, HOOD800SP-3D-GOGGLES-IMAX, K60, K90, LUX-60, LUX-60-ELETTRONICA | | |



1

| | | | |
|--------------------|--|-----------------|------------------------|
| Part No. | 517226 | Ref. No. | 0025032/A DW25032/A |
| description | formed hose S-shape warewashing equiv. no. 25032/A | | |
| For models: | AQUA-50, DUPLA-45, DUPLA-50, K45, K50, K80, KP70-EL, LUX-60, LUX-60-ELETTRONICA, LUX-61-ELETTRONICA, LUX-70-EL | | |

form U



1

| | | | |
|--------------------|--|-----------------|--|
| Part No. | 517252 | Ref. No. | 0011600048 0015131 0018044 0018767 0018767/A DW11600048 DW15131 DW18044 DW18767 DW18767/A |
| description | formed hose ext. ø 35 D1 ø 28mm D2 ø 28mm warewashing U-shape | | |
| For models: | AQUA-35-RL09, AQUA-37-RL09, AQUA-40, AQUA-40-RL09, AQUA-50, AQUA-80, DUPLA-37, DUPLA-45, DUPLA-50, F, FP, HOOD-110, HOOD-110-E, K120, K2500, K26, K26A, K3800, K3800+K10, K4000, K41-LUX, K4400, K4400+K10, K5400, K5400+K10, K60, K70, KP130-ELETTRONICA, KP149, KP150, KP151, KP151-E, KP200-ELETTRONICA, KP202-E, KP300-ELETTRONICA, KP302-E, KP70-EL, KP85-EL, LUX-40, LUX-40-ELETTRONICA, LUX-41-ELETTRONICA, LUX-60, LUX-60-ELETTRONICA, LUX-61-ELETTRONICA, LUX-70-EL, LUX-85, LUX-85-ELETTRONICA | | |



1


| | | | |
|--------------------|---|-----------------|--------------------|
| Part No. | 517363 | Ref. No. | 0015033 DW15033 |
| description | formed hose ext. ø 38 D1 ø 30mm L 255mm Qty 1 | | |
| For models: | K70 | | |




1

| | | | |
|--------------------|---|-----------------|--------------------------|
| Part No. | 517249 | Ref. No. | 0011600000 DW11600000 |
| description | formed hose warewashing U-shape equiv. no. 11600000 mounting pos. upper/lower | | |
| For models: | K120 | | |



| | | | |
|---|---|-----------------|--------------------------|
|  | | | |
| 1 | | | |
| Part No. | 517257 | Ref. No. | 0030002021 DW30002021 |
| description | formed hose warewashing U-shape equiv. no. 30002021 mounting pos. upper | | |

| | | | |
|---|---|-----------------|--|
|  | | | |
| 1 | | | |
| Part No. | 517255 | Ref. No. | 00150060 00560008 DW150060 DW560008 |
| description | formed hose warewashing U-shape equiv. no. 560008 mounting pos. upper | | |
| For models: | AQUA-80, K60, K80, LUX-60, LUX-60-ELETTRONICA | | |


| | | | |
|--|---|-----------------|----------------------|
|  | | | |
| 1 | | | |
| Part No. | 517242 | Ref. No. | 00560014 DW560014 |
| description | formed hose warewashing U-shape equiv. no. 560014 mounting pos. lower | | |
| For models: | K60, LUX-60, LUX-60-ELETTRONICA | | |

miscellaneous

| | | | |
|---|---|-----------------|----------------------|
|  | | | |
| 1 | | | |
| Part No. | 517788 | Ref. No. | 00150048 DW150048 |
| description | formed hose ID ø 28mm ED ø 36mm L 615mm for wash pump | | |
| For models: | K45, K50, K80 | | |

| | | | |
|--|---|-----------------|--------------------|
|  | | | |
| 1 | | | |
| Part No. | 524824 | Ref. No. | 0092103 DW92103 |
| description | formed hose ID ø 47/53mm ED ø 60/66mm L 340mm warewashing Qty 1 black | | |
| For models: | KP302-E | | |

| | | | |
|--|---|-----------------|--------------------------|
|  | | | |
| 1 | | | |
| Part No. | 517256 | Ref. No. | 00150048/A DW150048/A |
| description | formed hose warewashing equiv. no. 150048/A mounting pos. upper | | |
| For models: | AQUA-50, DUPLA-45, DUPLA-50, KP70-EL, LUX-60, LUX-60-ELETTRONICA, LUX-70-EL | | |

| | | | |
|--|---|-----------------|----------------------|
|  | | | |
| 1 | | | |
| Part No. | 517243 | Ref. No. | 00150049 DW150049 |
| description | formed hose warewashing equiv. no. 150049 mounting pos. lower | | |
| For models: | AQUA-50, AQUA-80, DUPLA-45, DUPLA-50, K45, K50, K80, KP70-EL, LUX-60, LUX-60-ELETTRONICA, LUX-70-EL | | |

| | | | |
|--|--|-----------------|--------------------|
|  | | | |
| 1 | | | |
| Part No. | 517241 | Ref. No. | 0016167 DW16167 |
| description | formed hose warewashing equiv. no. 16167 mounting pos. lower | | |
| For models: | AQUA-37, AQUA-40, K37, K40 | | |



fittings, hose and pipe connectors

hose connectors

without screw connection



1

| | | | |
|--------------------|---|-----------------|--------------------|
| Part No. | 517233 | Ref. No. | 0016168 DW16168 |
| description | formed hose warewashing equiv. no. 16168 mounting pos. lower | | |
| For models: | AQUA-40, K37, K40, K40-LUX, K41-LUX, LUX-40, LUX-40-ELETTRONICA, LUX-41-ELETTRONICA | | |



1

| | | | |
|--------------------|--|-----------------|--------------------|
| Part No. | 517234 | Ref. No. | 0018788 DW18788 |
| description | formed hose warewashing equiv. no. 18788 mounting pos. lower | | |
| For models: | HOOD-130, HOOD-130-ELETTRONICA, K40-LUX, KP130-ELETTRONICA | | |




1

| | | | |
|--------------------|---|-----------------|----------------------|
| Part No. | 517253 | Ref. No. | 00540004 DW540004 |
| description | formed hose warewashing equiv. no. 540004 mounting pos. upper | | |
| For models: | DUPLA-40, K41-LUX, LUX-40, LUX-40-ELETTRONICA, LUX-41-ELETTRONICA | | |




1

| | | | |
|--------------------|---|-----------------|----------------------|
| Part No. | 501210 | Ref. No. | 00540090 DW540090 |
| description | Y-piece plastic hose \varnothing 10-10-10mm | | |
| For models: | AQUA-35, AQUA-35-RL09, AQUA-37, AQUA-37-RL09, AQUA-40, AQUA-40-RL09, DUPLA-35, DUPLA-37, DUPLA-40, K1700, K2100, K2200, K2500, K2700, K3000, K3000+K10, K3100, K3100+K10, K3300, K3800, K3800+K10, K4000, K41-LUX, K4400, K4400+K10, K5400, K5400+K10, LUX-40, LUX-40-ELETTRONICA, LUX-41-ELETTRONICA | | |



1

| | | | |
|--------------------|--|-----------------|----------------------|
| Part No. | 517166 | Ref. No. | 00540091 DW540091 |
| description | Y-piece plastic hose \varnothing 10-10-10mm 3-way | | |
| For models: | AQUA-35, AQUA-37, AQUA-40, AQUA-50, AQUA-80, DUP LA-45, DUPLA-50, F, FP, GR300, GR800, HOOD-110, HOOD-130, HOOD-130-ELETTRONICA, K1700, K2500, K2700, K3000, K3000+K10, K3100, K3100+K10, K3300, K3800, K3800+K10, K4000, K4400, K4400+K10, K5400, K5400+K10, KP130-ELETTRONICA, KP200-ELETTRONICA, KP202-E, KP300-ELETTRONICA, KP302-E, KP400-ELETTRONICA, KP402-E, KP70-EL, KP85-EL, LUX-40, LUX-40-ELETTRONICA, LUX-41-ELETTRONICA, LUX-60, LUX-60-ELETTRONICA, LUX-61-ELETTRONICA, LUX-70-EL, LUX-85, LUX-85-ELETTRONICA | | |



1

| | | | |
|--------------------|--|-----------------|----------------------|
| Part No. | 501341 | Ref. No. | 00540094 DW540094 |
| description | Y-piece plastic hose \varnothing 6-6-6mm | | |



fittings

double nipples



1

| | | | |
|--------------------|--|-----------------|--------------------|
| Part No. | 517005 | Ref. No. | 0012006 DW12006 |
| description | double nipple | | |
| For models: | HOOD-110, HOOD-110-E, HOOD-130, HOOD-130-ELETRONICA, HOOD800SP-3D-GOGGLES-IMAX, K100, K120, K50, K70, K80, K90, KP130-ELETRONICA, KP149, KP150, KP151, KP151-E | | |

reducers



1

| | | | |
|--------------------|--|-----------------|--------------------|
| Part No. | 520177 | Ref. No. | 0012032 DW12032 |
| description | reducer thread 1/4" ET - 1/8" IT nickel-plated brass total length 13mm WS 17 | | |
| For models: | BB-2500, F, FP, K1600, K1600-ALTA-VELOCITA, K1700, K1800, K2100, K2200, K2500, K2700, K3000, K3000+K10, K3100, K3100+K10, K3300, K3800, K3800+K10, K4000, K4400, K4400+K10, K5400, K5400+K10, KP2300, KP2300+KP23, KP2800, KP3000, KP4000, KT-1500 | | |

T-pieces

nickel-plated brass



1

| | | | |
|--------------------|--|-----------------|--------------------|
| Part No. | 520340 | Ref. No. | 0012008 DW12008 |
| description | T-piece thread 1/4" IT - 1/4" IT - 1/4" IT nickel-plated brass L 46mm | | |
| For models: | BB-2500, F, FP, K1600, K1600-ALTA-VELOCITA, K1700, K1800, K2100, K2200, K2500, K2700, K3000, K3000+K10, K3100, K3100+K10, K3300, K3800, K3800+K10, K4000, K4400, K4400+K10, K5400, K5400+K10, KP2300, KP2300+KP23, KP2800, KP3000, KP4000, KT-1500 | | |

hose connectors

nickel-plated brass



1

| | | | |
|--------------------|---|-----------------|--------------------|
| Part No. | 520203 | Ref. No. | 0012023 DW12023 |
| description | hose connector nickel-plated brass straight thread 1/2" hose ø 12mm Qty 1 pcs | | |
| For models: | BB-2500, F, FP, GR800, K120, K14, K14A, K1600, K1600-ALTA-VELOCITA, K1700, K1800, K2100, K2200, K2500, K26, K26A, K2700, K3000, K3000+K10, K3100, K3100+K10, K3300, K3800, K3800+K10, K4000, K4400, K4400+K10, K5400, K5400+K10, KP2300, KP2300+KP23, KP2800, KP3000, KP4000, KT-1500, Optional-Steam | | |



1


| | | | |
|--------------------|--|-----------------|--------------------|
| Part No. | 520201 | Ref. No. | 0012005 DW12005 |
| description | hose connector nickel-plated brass straight thread 1/4" hose ø 12mm Qty 1 pcs | | |
| For models: | BB-2500, F, FP, HOOD-130, HOOD-130-ELETRONICA, K100, K120, K14, K1600, K1600-ALTA-VELOCITA, K1700, K1800, K2100, K2200, K2500, K26, K26A, K2700, K3000, K3000+K10, K3100, K3100+K10, K3300, K37, K3800, K3800+K10, K4000, K41-LUX, K4400, K4400+K10, K45, K50, K5400, K5400+K10, KP200, KP200-ELETRONICA, KP2300, KP2300+KP23, KP2800, KP300, KP3000, KP300-ELETRONICA, KP400, KP4000, KP400-ELETRONICA, KT-1500, Optional-Steam | | |



1

| | | | |
|--------------------|---|-----------------|--------------------------|
| Part No. | 520202 | Ref. No. | 0010221311 DW10221311 |
| description | hose connector nickel-plated brass straight thread 3/8" hose ø 12mm Qty 1 pcs | | |
| For models: | AQUA-40, AQUA-40-RL09, AQUA-50, AQUA-80, BB-2500, BM100, BM200, BM300, DUPLA-35, DUPLA-40, DUPLA-50, F, FP, HOOD-110, HOOD-110-E, HOOD-130, HOOD-130-ELETRONICA, K120, K1600, K1600-ALTA-VELOCITA, K1700, K1800, K2100, K2200, K2500, K2700, K3000, K3000+K10, K3100, K3100+K10, K3300, K3800, K3800+K10, K4000, K4400, K4400+K10, K5400, K5400+K10, KP130-ELETRONICA, KP151, KP151-E, KP2300, KP2300+KP23, KP2800, KP3000, KP400, KP4000, KP400-ELETRONICA, KP70-EL, KP85-EL...(Other models you can see in the webshop) | | |




| | | | |
|---|---|-----------------|--------------------|
|  | | | |
| 1 | | | |
| Part No. | 517108 | Ref. No. | 0012030 DW12030 |
| description | hose connector nickel-plated brass angled thread 3/8" ET - M10x1 IT hose ø 12mm Qty 1 pcs | | |
| For models: | AQUA-35, AQUA-37, AQUA-40, BB-2500, DUPLA-35, DUPLA-37, DUPLA-40, F, FP, K1600, K1600-ALTA-VELOCITA, K1700, K1800, K2100, K2200, K2500, K2700, K3000, K3000+K10, K3100, K3100+K10, K3300, K35, K37, K3800, K3800+K10, K40, K4000, K4400, K4400+K10, K45, K5400, K5400+K10, KP2300, KP2300+KP23, KP2800, KP3000, KP4000, KT-1500 | | |


water cycle components

pressure reduction valves

pressure reduction valves

universal

| | | | |
|--|---|-----------------|----------------------|
|  | | | |
| 1 | | | |
| Part No. | 520596 | Ref. No. | 00391025 DW391025 |
| description | pressure reduction valve Caleffi series 5334 connection 1/2" default setting 3bar setting range 1-6bar p max 16bar t.max. 40°C with filter chrome-plated brass WRAS/ACS | | |
| For models: | K1700, K2700 | | |


| | | | |
|---|---|-----------------|------------------------|
|  | | | |
| 1 | | | |
| Part No. | 520789 | Ref. No. | 002000364 DW2000364 |
| description | pressure reduction valve Caleffi series 5362 connection 1/2" default setting 3bar setting range 0.5 up to 6bar p max 25bar t.max. 80°C brass DVGW/SVGW/WRAS/ACS | | |
| For models: | BB-2500, F, FP, K1600, K1600-ALTA-VELOCITA, K1800, K2100, K2200, K2500, K26, K26A, K3000, K3000+K10, K3100, K3100+K10, K3300, K3800, K3800+K10, K4000, K4400, K4400+K10, K5400, K5400+K10, KP2300, KP2300+KP23, KP2800, KP3000, KP4000, KT-1500, Optional-Steam | | |

supply filters


| | | | |
|--|---|-----------------|------------------------|
|  | | | |
| 1 | | | |
| Part No. | 520790 | Ref. No. | 002000121 DW2000121 |
| description | supply filter thread 3/4" IT - 3/4" ET total length 72mm nickel-plated brass H 66mm W 46mm | | |
| For models: | BB-2500, F, FP, K14, K1600, K1600-ALTA-VELOCITA, K1800, K2100, K2200, K2500, K26, K26A, K3000, K3000+K10, K3100, K3100+K10, K3300, K3800, K3800+K10, K4000, K4400, K4400+K10, K5400, K5400+K10, KP200, KP200-ELETTRONICA, KP2300, KP2300+KP23, KP2800, KP3000, KP300-ELETTRONICA, KP400, KP4000, KP400-ELETTRONICA, KT-1500, Optional-Steam | | |

ancillary products

thread sealants

| | | | |
|--|---|-----------------|-------------|
|  | | | |
| 1 | | | |
| Part No. | 890135 | Ref. No. | Loctite 511 |
| description | thread sealing LOCTITE 511 tube 50ml approval DVGW | | |
| description | LOCTITE® 511™ - tube 50ml It is designed for the locking and sealing of metal threaded pipes and fittings. The product cures rapidly when confined in the absence of air between close fitting metal surfaces. | | |


| | | | |
|---|---|-----------------|-------------|
|  | | | |
| 1 | | | |
| Part No. | 890128 | Ref. No. | Loctite 542 |
| description | thread sealing LOCTITE 542 medium-strength bottle 50ml approval DVGW | | |
| description | LOCTITE® 542™ - bottle 50ml It is designed for the locking and sealing of metal pipes and fittings as well as other cylindrical metal assemblies. The product cures when confined in the absence of air between close-fitting metal surfaces and prevents loosening and leakage due to shock and vibration. The thixotropic nature of LOCTITE 542 reduces the migration of liquid product after application to the part. | | |

1

| | | | |
|--------------------|---|-----------------|-------------|
| Part No. | 890097 | Ref. No. | Loctite 577 |
| description | thread sealing LOCTITE 577 medium-strength bottle 50ml pipe thread sealing t.max. 150°C approval BAM and DVGW | | |
| description | LOCTITE® 577™ - bottle 50ml It is designed for the locking and sealing of metal pipes and fittings as well as other cylindrical metal assemblies. The product provides an instant, low-pressure seal for metal pipes and fittings. It will not creep, shrink or block systems by shredding. Suitable for fast application at low temperatures. It has excellent chemical and thermal resistance and offers less migration of liquid product after application to the part. | | |

silicone
industrial silicones




1

| | | | |
|--------------------|--|-----------------|--------------|
| Part No. | 890110 | Ref. No. | Silicon UNI9 |
| description | silicone S100 cartridge 300ml transparent | | |
| description | OTTOSEAL S 100 - cartridge 300ml - transparent Used for expansion joints in bathroom areas, sealing of expansion joints in floor and wall areas, sealing and bonding of glass modules and sealing double glazings (e. g. „Profilit“). - 1-component acetatecuring silicone sealant - Excellent weathering, ageing and UV-resistance - Contains fungicide and bacteriostatic - Unique processing characteristics - Surface can be smoothed very easily - Very good adhesion on ceramic substrates - Stress expansion modules at 100% (DIN 53 504, S3A): 0.3N/mm ² - Temperature range -40°C to + 180°C | | |

clamps


hose clamps

DIN 3017 - W2



1

| | | | |
|--------------------|---|-----------------|--------------------|
| Part No. | 520112 | Ref. No. | 0011807 DW11807 |
| description | hose clamp ø 12-20mm width 9mm Qty 10 pcs DIN 3017 | | |
| For models: | AQUA-35, AQUA-35-RL09, AQUA-37, AQUA-37-RL09, AQUA-40, AQUA-40-RL09, AQUA-50, AQUA-80, BB-2500, DUPLA-35, DUPLA-37, DUPLA-40, DUPLA-45, DUPLA-50, F, FP, GR300, GR800, HOOD-110, HOOD-110-E, HOOD-130, HOOD-130-ELETTRONICA, HOOD-800SP-3D-GOGGLES-IMAX, K100, K120, K1600, K1600-ALTA-VELOCITA, K1700, K1800, K2100, K2200, K2500, K26A, K2700, K3000, K3000+K10, K3100, K3100+K10, K3300, K35, K36, K37, K3800, K3800+K10, K40, K4000, K40-LUX, K41-LUX, K4400, K4400+K10...(Other models you can see in the webshop) | | |




1

| | | | |
|--------------------|---|-----------------|--------------------|
| Part No. | 520115 | Ref. No. | 0011806 DW11806 |
| description | hose clamp ø 25-40mm width 9mm Qty 10 pcs DIN 3017 | | |
| For models: | AQUA-35, AQUA-35-RL09, AQUA-37, AQUA-37-RL09, AQUA-40, AQUA-40-RL09, AQUA-50, AQUA-80, BB-2500, DUPLA-35, DUPLA-37, DUPLA-40, DUPLA-45, DUPLA-50, F, FP, HOOD-110, HOOD-110-E, HOOD-130, HOOD-130-ELETTRONICA, K120, K1600, K1600-ALTA-VELOCITA, K1700, K1800, K2100, K2200, K2500, K26, K26A, K2700, K3000, K3000+K10, K3100, K3100+K10, K3300, K35, K36, K37, K3800, K3800+K10, K40, K4000, K40-LUX, K41-LUX, K4400, K4400+K10, K45, K50, K5400...(Other models you can see in the webshop) | | |

measuring equipment

thermometers

built-in thermometers



1

| | | | |
|--------------------|---|-----------------|--------------------------|
| Part No. | 541305 | Ref. No. | 0010500011 DW10500011 |
| description | thermometer mounting measurements 62x11mm +20 up to +120°C capillary pipe 1500mm probe ø 6.5mm probe L 16mm | | |
| For models: | HOOD-110, HOOD-130, HOOD800SP-3D-GOGGLES-IMAX, K100, K120, K45, K50, K80, KP149, KP150, KP151 | | |



fastening material

screws

sheet metal screws



1

| | | | |
|--------------------|--|-----------------|--------------------|
| Part No. | 560521 | Ref. No. | 0011004 DW11004 |
| description | sheet-metal screw ø 4mm L 10mm SS Qty 1 pcs 14585 intake Phillips head ø 8mm | | |
| For models: | AQUA-40, AQUA-50, AQUA-80, DUPLA-40, DUPLA-45, DUPLA-50, HOOD-110, HOOD-110-E, HOOD-130, HOOD-130-ELETTRONICA, HOOD800SP-3D-GOGGLES-IMAX, K35, K37, K40, K40-LUX, KP130-ELETTRONICA, KP70-EL, KP85-EL, LUX-40, LUX-40-ELETTRONICA, LUX-60, LUX-60-ELETTRONICA, LUX-61-ELETTRONICA, LUX-70-EL, LUX-85, LUX-85-ELETTRONICA | | |

flat-headed bolts



1

| | | | |
|--------------------|---|-----------------|--------------------|
| Part No. | 560365 | Ref. No. | 0011121 DW11121 |
| description | flat-headed bolt thread M4 thread L 8mm SS DIN 7985/ISO 7045 Qty 1 pcs intake Phillips head ø 8mm head thickness 3mm | | |
| For models: | AQUA-35, AQUA-35-RL09, AQUA-37, AQUA-37-RL09, AQUA-40, AQUA-40-RL09, AQUA-50, AQUA-80, DUPLA-35, DUPLA-37, DUPLA-40, DUPLA-45, DUPLA-50, HOOD-110, HOOD-110-E, HOOD-130, HOOD-130-ELETTRONICA, K70, KP130-ELETTRONICA | | |

raised countersunk head screws



1

| | | | |
|--------------------|---|-----------------|----------------------|
| Part No. | 560541 | Ref. No. | 00590099 DW590099 |
| description | raised countersunk head screw thread M6 thread L 13mm SS DIN 966/ISO 7047 Qty 1 pcs intake slotted head ø 11mm head thickness 5mm | | |

hexagonal screws



1

| | | | |
|--------------------|---|-----------------|--------------------|
| Part No. | 560520 | Ref. No. | 0011109 DW11109 |
| description | hexagonal screw thread M10 thread L 18mm SS WS 17 Qty 1 pcs head thickness 7mm DIN 933 / ISO 4017 | | |
| For models: | K1600, K1600-ALTA-VELOCITA, K1700, K1800, K2100, K2200, K2500, K2700, K3000, K3000+K10, K3100, K3100+K10, K3300, K3800, K3800+K10, K4000, K4400, K4400+K10, K5400, K5400+K10, KP2300, KP2300+KP23, KP2800, KP3000, KP4000 | | |

| | | | |
|--------------------|--|-----------------|------------------------|
| Part No. | 560087 | Ref. No. | 0011104/B DW11104/B |
| description | hexagonal screw thread M6 thread L 16mm SS WS 10 Qty 20 pcs DIN 933 / ISO 4017 | | |
| For models: | KP202-E, KP302-E, KP402-E | | |

| | | | |
|--------------------|---|-----------------|--------------------|
| Part No. | 560522 | Ref. No. | 0015159 DW15159 |
| description | hexagonal screw thread M12x1.75 thread L 15mm plastic WS 19 Qty 1 pcs head thickness 10mm | | |
| For models: | AQUA-35, AQUA-37, AQUA-40, AQUA-50, AQUA-80, DUPLA-35, DUPLA-37, DUPLA-40, DUPLA-50, HOOD-110, HOOD-110-E, HOOD-130, HOOD-130-ELETTRONICA, K70, KP130-ELETTRONICA, KP149, KP151, KP151-E, KP200-ELETTRONICA, KP202-E, KP300-ELETTRONICA, KP302-E, KP400-ELETTRONICA, KP402-E, KP85-EL, LUX-40, LUX-40-ELETTRONICA, LUX-41-ELETTRONICA, LUX-60, LUX-60-ELETTRONICA, LUX-61-ELETTRONICA, LUX-85, LUX-85-ELETTRONICA | | |

side bolts



1

| | | | |
|--------------------|--|-----------------|--------------------|
| Part No. | 560289 | Ref. No. | 0011168 DW11168 |
| description | side bolts thread M6 L 12mm SS Qty 1 pcs intake Phillips head ø 12.6mm | | |
| For models: | DUPLA-45, DUPLA-50, K120, K40-LUX, K41-LUX, K60 | | |

grub screws

DIN 914/ISO 4027



1

| | | | |
|--------------------|--|-----------------|--------------------|
| Part No. | 560457 | Ref. No. | 0011170 DW11170 |
| description | grub screw thread M5 L 25mm stainless steel DIN 914/ISO 4027 intake hexagonal WS 2.5 Qty 1 pcs | | |
| For models: | K36 | | |

tools, fastening materials,
consumables

DIN 916/ISO 4029



1

| | | | |
|--------------------|--|-----------------|--------------------|
| Part No. | 560542 | Ref. No. | 0011505 DW11505 |
| description | grub screw thread M6 L 16mm in stainless steel DIN 916/ISO 4029 intake internal hexagon WS 3 Qty 1 pcs | | |
| For models: | KT-1500 | | |

knurled screws



1

| | | | |
|------------------------|---|-----------------|-----------------------------|
| Part No. | 524804 | Ref. No. | 0010652 DW10652 |
| description | Thumb screw thread M5 thread L 7mm ϕ 30mm H 5mm SS Qty 1 pcs | | |
| For models: | AQUA-50, AQUA-80, DUPLA-50, HOOD-110, HOOD-110-E, HOOD-130, HOOD-130-ELETTRONICA, KP130-ELETTRONICA, KP149, KP151, KP151-E, KP200-ELETTRONICA, KP202-E, KP300-ELETTRONICA, KP302-E, KP400-ELETTRONICA, KP402-E, KP70-EL, KP85-EL, LUX-40, LUX-40-ELETTRONICA, LUX-41-ELETTRONICA, LUX-60, LUX-60-ELETTRONICA, LUX-61-ELETTRONICA, LUX-70-EL, LUX-85, LUX-85-ELETTRONICA | | |
| accessories for | 524804 | | |
| | Part No. | 505277 | Ref. No. |
| | | | 0010651 10651 DW10651 |
| | rinse arm shaft warewashing ϕ 14mm H 38mm thread 1/4" | | |



1

| | | | |
|--------------------|---|-----------------|------------------------|
| Part No. | 517075 | Ref. No. | 0011101/B DW11101/B |
| description | Thumb screw thread M8 SS ϕ 30mm H 3mm thread L 8mm | | |
| For models: | K100, K120, K41-LUX, K90, KP149, KP150, KP151, KP151-E, KP200, KP300, KP400, LUX-40, LUX-40-ELETTRONICA, LUX-41-ELETTRONICA | | |



1

| | | | |
|--------------------|---|-----------------|------------------------|
| Part No. | 517066 | Ref. No. | 0011101/A DW11101/A |
| description | Thumb screw thread M8 thread L 8mm ϕ 30mm H 3mm SS mounting pos. upper | | |
| For models: | K35, K37, K40, K45 | | |



1

| | | | |
|--------------------|---|-----------------|------------------------|
| Part No. | 517039 | Ref. No. | 0011101/I DW11101/I |
| description | Thumb screw thread M8x1.25 thread L 8mm ϕ 30mm H 3mm SS mounting pos. lower | | |
| For models: | AQUA-50, AQUA-80, DUPLA-45, DUPLA-50, HOOD-110, HOOD-110-E, HOOD800SP-3D-GOGGLES-IMAX, K100, K35, K37, K40, K45, K50, K60, K70, K80, KP150, KP151, LUX-60, LUX-60-ELETTRONICA, LUX-61-ELETTRONICA | | |

nuts

cap nuts



1

| | | | |
|--------------------|---|-----------------|--------------------|
| Part No. | 560138 | Ref. No. | 0011183 DW11183 |
| description | cap nuts thread M8 WS 13 SS Qty 20 pcs DIN/ISO DIN 1587 | | |

hexagonal nuts

DIN 934 / ISO 4032/8673



1

| | | | |
|--------------------|--|-----------------|--------------------|
| Part No. | 560340 | Ref. No. | 0011703 DW11703 |
| description | hexagonal nut thread M4 H 3.2mm WS 7 SS DIN/ISO DIN 934 / ISO 4032/8673 Qty 1 pcs | | |
| For models: | AQUA-35, AQUA-35-RL09, AQUA-37, AQUA-37-RL09, AQUA-40, AQUA-40-RL09, DUPLA-35, DUPLA-37, DUPLA-40, DUPLA-45, DUPLA-50, F120-TK120P, F60-TK60P, K50 | | |



1


| | | | |
|--------------------|--|-----------------|--------------------|
| Part No. | 560197 | Ref. No. | 0011719 DW11719 |
| description | nut thread M10 H 8mm WS 17 SS DIN/ISO DIN 934 / ISO 4032/8673 Qty 1 pcs | | |
| For models: | HOOD-110, HOOD-110-E, HOOD-130, HOOD-130-ELETTRONICA, K1600, K1600-ALTA-VELOCITA, K1700, K1800, K2100, K2200, K2500, K2700, K3000, K3000+K10, K3100, K3100+K10, K3300, K3800, K3800+K10, K4000, K4400, K4400+K10, K5400, K5400+K10, KP130-ELETTRONICA, KP2300, KP2300+KP23, KP2800, KP3000, KP4000 | | |





1


| | | | |
|--------------------|--|-----------------|--------------------|
| Part No. | 517174 | Ref. No. | 0011702 DW11702 |
| description | nut thread M8 H 6.5mm WS 13 SS DIN/ISO DIN 934 / ISO 4032/8673 Qty 1 pcs | | |
| For models: | AQUA-35, AQUA-35-RL09, AQUA-37, AQUA-37-RL09, AQUA-40, AQUA-40-RL09, AQUA-50, AQUA-80, BB-2500, DUPLA-35, DUPLA-37, DUPLA-40, DUPLA-45, DUPLA-50, F, FP, GR300, GR800, HOOD-110, HOOD-110-E, HOOD-130, HOOD-130-ELETTRONICA, HOOD-800SP-3D-GOGGLES-IMAX, K100, K120, K1600, K1600-ALTA-VELOCITA, K1700, K1800, K2100, K2200, K2500, K2700, K3000, K3000+K10, K3100, K3100+K10, K3300, K36, K3800, K3800+K10, K4000, K40-LUX, K4400, K4400+K10, K5400, K5400+K10, K60, K70, K90...(Other models you can see in the webshop) | | |





| hexagonal nuts metric (without norm) | | | |
|---|---|-----------------|--------------------------|
|  | | | |
| 1 | | | |
| Part No. | 560519 | Ref. No. | 0010200205 DW10200205 |
| description | nut thread M12x1 H 5mm WS 17 SS Qty 1 pcs | | |
| For models: | AQUA-35, AQUA-37, AQUA-40, AQUA-50, AQUA-80, DUPLA-35, DUPLA-37, DUPLA-40, DUPLA-50, HOOD-110, HOOD-110-E, HOOD-130, HOOD-130-ELETTRONICA, K70, KP130-ELETTRONICA, KP149, KP151, KP151-E, KP200, KP200-ELETTRONICA, KP202-E, KP300-ELETTRONICA, KP302-E, KP400, KP400-ELETTRONICA, KP402-E, KP85-EL, LUX-40, LUX-40-ELETTRONICA, LUX-41-ELETTRONICA, LUX-60, LUX-60-ELETTRONICA, LUX-61-ELETTRONICA, LUX-85, LUX-85-ELETTRONICA | | |


| hexagonal nuts inch thread | | | |
|---|--|-----------------|------------------------|
|  | | | |
| 1 | | | |
| Part No. | 517180 | Ref. No. | 0011701/A DW11701/A |
| description | nut thread 1" H 5mm WS 36 SS Qty 1 pcs | | |
| For models: | AQUA-35, AQUA-37, AQUA-40, DUPLA-35, DUPLA-37, DUPLA-40, F, FP, GR300, GR800, HOOD-130, HOOD-130-ELETTRONICA, K2500, K35, K36, K37, K3800, K3800+K10, K40, K4000, K4400, K4400+K10, K5400, K5400+K10, K70, KP202-E, KP302-E, KP402-E, LUX-41-ELETTRONICA, LUX-61-ELETTRONICA | | |


| | | | |
|---|---|-----------------|--------------------------|
|  | | | |
| 1 | | | |
| Part No. | 520232 | Ref. No. | 0010200080 DW10200080 |
| description | nut thread 1 1/4" H 5mm nickel-plated brass WS 47 Qty 1 pcs | | |

| | | | |
|---|--|-----------------|------------------------|
|  | | | |
| 1 | | | |
| Part No. | 520499 | Ref. No. | 0015042/A DW15042/A |
| description | nut thread 1 1/4" H 6mm WS 50 brass Qty 1 pcs | | |
| For models: | HOOD-130, HOOD-130-ELETTRONICA, K120, K70, K90, KP130-ELETTRONICA, KP150, KP151, KP151-E | | |

| | | | |
|---|---|-----------------|------------------------|
|  | | | |
| 1 | | | |
| Part No. | 507528 | Ref. No. | 002200103 DW2200103 |
| description | nut thread 3/4" H 8mm WS 32 brass Qty 1 pcs | | |
| For models: | BB-2500, F, FP, K1600, K1600-ALTA-VELOCITA, K1700, K1800, K2100, K2200, K2500, K26, K26A, K2700, K3000, K3000+K10, K3100, K3100+K10, K3300, K3800, K3800+K10, K4000, K4400, K4400+K10, K5400, K5400+K10, KP2300, KP2300+KP23, KP2800, KP3000, KP302-E, KP4000, KP402-E, KT-1500 | | |

| washers | | | |
|---|---|-----------------|------------------|
| spring rings | | | |
|  | | | |
| 1 | | | |
| Part No. | 560208 | Ref. No. | 11609 DW11609 |
| description | lock washer ID ø 8.3mm ED ø 15mm SS Qty 1 pcs | | |
| For models: | K1600, K1600-ALTA-VELOCITA, K1700, K1800, K2100, K2200, K2500, K2700, K3000, K3000+K10, K3100, K3100+K10, K3300, K3800, K3800+K10, K4000, K4400, K4400+K10, K5400, K5400+K10, KP2300, KP2300+KP23, KP2800, KP3000, KP4000 | | |

| washers | | | |
|---|--|-----------------|--|
| miscellaneous | | | |
|  | | | |
| 1 | | | |
| Part No. | 506160 | Ref. No. | 0011185 0011611 DW11185 DW11611 |
| description | plain washer ID ø 8.6mm ED ø 16mm thickness 1.5mm SS Qty 1 pcs | | |
| For models: | BB-2500, F, FP, HOOD800SP-3D-GOGGLES-IMAX, K100, K1600, K1600-ALTA-VELOCITA, K1700, K1800, K2100, K2200, K2500, K2700, K3000, K3000+K10, K3100, K3100+K10, K3300, K3800, K3800+K10, K4000, K4400, K4400+K10, K5400, K5400+K10, K70, KP149, KP150, KP151, KP151-E | | |

| fasteners | | | |
|---|--|-----------------|------------------------|
| slot nuts | | | |
|  | | | |
| 1 | | | |
| Part No. | 560285 | Ref. No. | 002001046 DW2001046 |
| description | slot nut W 8mm H 7mm L 30mm | | |
| For models: | BB-2500, F, FP, GR300, GR800, K1600, K1600-ALTA-VELOCITA, K1700, K1800, K2100, K2200, K2500, K2700, K3000, K3000+K10, K3100, K3100+K10, K3300, K3800, K3800+K10, K4000, K4400, K4400+K10, K5400, K5400+K10, KP2300, KP2300+KP23, KP2800, KP3000, KP4000, KT-1500 | | |



clamps

hose clamps

DIN 3017 - W2



1

| | | | |
|--------------------|---|-----------------|--------------------|
| Part No. | 520112 | Ref. No. | 0011807 DW11807 |
| description | hose clamp ø 12-20mm width 9mm Qty 10 pcs DIN 3017 | | |
| For models: | AQUA-35, AQUA-35-RL09, AQUA-37, AQUA-37-RL09, AQUA-40, AQUA-40-RL09, AQUA-50, AQUA-80, BB-2500, DUPLA-35, DUPLA-37, DUPLA-40, DUPLA-45, DUPLA-50, F, FP, GR300, GR800, HOOD-110, HOOD-110-E, HOOD-130, HOOD-130-ELETTRONICA, HOOD-800SP-3D-GOGGLES-IMAX, K100, K120, K1600, K1600-ALTA-VELOCITA, K1700, K1800, K2100, K2200, K2500, K26A, K2700, K3000, K3000+K10, K3100, K3100+K10, K3300, K35, K36, K37, K3800, K3800+K10, K40, K4000, K40-LUX, K41-LUX, K4400, K4400+K10...(Other models you can see in the webshop) | | |



1

| | | | |
|--------------------|---|-----------------|--------------------|
| Part No. | 520115 | Ref. No. | 0011806 DW11806 |
| description | hose clamp ø 25-40mm width 9mm Qty 10 pcs DIN 3017 | | |
| For models: | AQUA-35, AQUA-35-RL09, AQUA-37, AQUA-37-RL09, AQUA-40, AQUA-40-RL09, AQUA-50, AQUA-80, BB-2500, DUPLA-35, DUPLA-37, DUPLA-40, DUPLA-45, DUPLA-50, F, FP, HOOD-110, HOOD-110-E, HOOD-130, HOOD-130-ELETTRONICA, K120, K1600, K1600-ALTA-VELOCITA, K1700, K1800, K2100, K2200, K2500, K26, K26A, K2700, K3000, K3000+K10, K3100, K3100+K10, K3300, K35, K36, K37, K3800, K3800+K10, K40, K4000, K40-LUX, K41-LUX, K4400, K4400+K10, K45, K50, K5400...(Other models you can see in the webshop) | | |

consumables

sealants and adhesives

industrial silicones



1

| | | | |
|--------------------|--|-----------------|--------------|
| Part No. | 890110 | Ref. No. | Silicon UNI9 |
| description | silicone S100 cartridge 300ml transparent | | |
| description | <p>OTTOSEAL S 100 - cartridge 300ml - transparent Used for expansion joints in bathroom areas, sealing of expansion joints in floor and wall areas, sealing and bonding of glass modules and sealing double glazings (e. g. „Profilit“). - 1-component acetatecuring silicone sealant</p> <ul style="list-style-type: none"> - Excellent weathering, ageing and UV-resistance - Contains fungicide and bacteriostatic - Unique processing characteristics - Surface can be smoothed very easily - Very good adhesion on ceramic substrates - Stress expansion modules at 100% (DIN 53 504, S3A): 0.3N/mm² - Temperature range -40°C to + 180°C | | |

screw fixings



1

| | | | |
|--------------------|---|-----------------|-------------|
| Part No. | 890137 | Ref. No. | Loctite 243 |
| description | screw fixing LOCTITE 243 medium-strength bottle 5ml | | |
| description | <p>LOCTITE® 243™ - bottle 5ml Is a general purpose threadlocker of medium bond strength. This threadlocker secures and seal bolts, nuts and studs to prevent loosening due to vibration. The product works on all metals, including passive substrates such as stainless steel, aluminium and plated surfaces. It is proven to be tolerant of minor contamination due to industrial oils, e.g. engine oils, corrosion prevention oils and cutting fluids.</p> | | |

thread sealants



1


| | | | |
|--------------------|---|-----------------|-------------|
| Part No. | 890135 | Ref. No. | Loctite 511 |
| description | thread sealing LOCTITE 511 tube 50ml approval DVGW | | |
| description | <p>LOCTITE® 511™ - tube 50ml It is designed for the locking and sealing of metal threaded pipes and fittings. The product cures rapidly when confined in the absence of air between close fitting metal surfaces.</p> | | |



1


| | | | |
|--------------------|---|-----------------|-------------|
| Part No. | 890128 | Ref. No. | Loctite 542 |
| description | thread sealing LOCTITE 542 medium-strength bottle 50ml approval DVGW | | |
| description | <p>LOCTITE® 542™ - bottle 50ml It is designed for the locking and sealing of metal pipes and fittings as well as other cylindrical metal assemblies. The product cures when confined in the absence of air between close-fitting metal surfaces and prevents loosening and leakage due to shock and vibration. The thixotropic nature of LOCTITE 542 reduces the migration of liquid product after application to the part.</p> | | |



| | | | |
|--|---|-----------------|-------------|
|  <p>1</p> | | | |
| Part No. | 890097 | Ref. No. | Loctite 577 |
| description | thread sealing LOCTITE 577 medium-strength bottle 50ml pipe thread sealing t.max. 150°C approval BAM and DVGW | | |
| description | LOCTITE® 577™ - bottle 50ml It is designed for the locking and sealing of metal pipes and fittings as well as other cylindrical metal assemblies. The product provides an instant, low-pressure seal for metal pipes and fittings. It will not creep, shrink or block systems by shredding. Suitable for fast application at low temperatures. It has excellent chemical and thermal resistance and offers less migration of liquid product after application to the part. | | |


lubricants


high-temperature greases


| | | | |
|---|--|-----------------|------------------|
|  <p>1</p> | | | |
| Part No. | 890120 | Ref. No. | Grease High Temp |
| description | lubricant GM 5 up to +450°C 100g tubeml | | |
| description | Turmopast GM 5 - tube 100g Special thermally stable paste with synergetic solid lubricant combination, generates low coefficients of friction. The extremely effective lubricant paste has a good pressure capability, protects reliably against friction and wear, and thus results in lowered lubricant consumption. Paste-like lubricant film at temperatures < 200 °C, transition to dry lubrication > 200 °C. Temperature resistance: -40°C to +450°C | | |


fuses

fine fuses

| | | | |
|--|---|-----------------|--------------------|
|  <p>1</p> | | | |
| Part No. | 358610 | Ref. No. | 0015160 DW15160 |
| description | fine fuse size ø5x20mm 10A fast-acting rated 250V Qty 10 pcs | | |
| For models: | BB-2500, F, FP, K1600, K1600-ALTA-VELOCITA, K1800, K2100, K2200, K2500, K3000, K3000+K10, K3100, K3100+K10, K3300, K3800, K3800+K10, K4000, K4400, K4400+K10, K5400, K5400+K10, KP202-E, KP2300, KP2300+KP23, KP2800, KP3000, KP302-E, KP4000, KP402-E, KT-1500 | | |

| | | | |
|---|---|-----------------|--------------------|
|  <p>1</p> | | | |
| Part No. | 358671 | Ref. No. | 0015163 DW15163 |
| description | fine fuse size ø5x20mm 1A fast-acting rated 250V Qty 10 pcs | | |
| For models: | AQUA-50, BB-2500, F, FP, HOOD-130, K1600, K1600-ALTA-VELOCITA, K1700, K1800, K2100, K2200, K2500, K2700, K3000, K3000+K10, K3100, K3100+K10, K3300, K3800, K3800+K10, K4000, K4400, K4400+K10, K5400, K5400+K10, KP2300, KP2300+KP23, KP2800, KP3000, KP4000, KP70-EL, KT-1500, LUX-60, LUX-60-ELETTRONICA, LUX-70-EL | | |

| | | | |
|---|---|-----------------|--------------------|
|  <p>1</p> | | | |
| Part No. | 358607 | Ref. No. | 0015212 DW15212 |
| description | fine fuse size ø5x20mm 6.3A slow-acting rated 250V Qty 10 pcs | | |

| | | | |
|---|--|-----------------|------------------------|
| <p>ø10x38mm 500V</p>  <p>1</p> | | | |
| Part No. | 358027 | Ref. No. | 003006095 DW3006095 |
| description | fine fuse size ø10x38mm 16A rated 500V type Gg fast-acting Qty 1 pcs | | |
| For models: | K2500, K3800, K4400, K5400 | | |

GASTROPARTS.COM

