



GASTROPARTS

Hoonved

- [EN]** Equipment
- [DE]** Geräte
- [ES]** Aparatos
- [FR]** Équipement
- [IT]** Attrezzature
- [PL]** Urządzenia
- [RU]** Оборудование

✉ gastroparts@gastroparts.com

☎ +48 56 657 00 66

📘 fb.com/gastroparts.global


GASTROPARTS.COM







heating elements

heating elements for pasta cookers

| | | | |
|---|--|-----------------|-------------------|
|  | | | |
| 1 | | | |
| Part No. | 415020 | Ref. No. | 110331 H110331 |
| description | heating element 4500W 230V mounting \varnothing 57.5mm heating circuits 3 L 355mm W 35mm H 47mm number of thermostat sleeves 1 thermostat sleeves \varnothing 7mm length thermostat sleeves 295mm thermostat sleeve upper tube \varnothing 8.5mm hole distance 70mm hole \varnothing 10mm connection length 25mm connection male faston 6.3mm 3 hole flange immersion heater | | |
| For models: | HT100, HT150, HTP195, HTP205, HTP220 | | |



coil heating elements



| | | | |
|---|---|-----------------|-------------------|
|  | | | |
| 1 | | | |
| Part No. | 418823 | Ref. No. | 110704 H110704 |
| description | heating element 1000W 230V L 405mm W 50mm H 25mm tube \varnothing 8.5mm thread M14x1.5 connection M5 heating circuits 1 | | |
| For models: | HG2LR, HGLR, HT100, HT150, HTP195, HTP205, HTP220 | | |




| | | | |
|---|--|-----------------|---------|
|  | | | |
| 1 | | | |
| Part No. | 418824 | Ref. No. | H110706 |
| description | heating element 1500W 230V L 428mm W 50mm H 25mm tube \varnothing 8.5mm thread M14x1.5 connection M6 connection length 41mm heating circuits 1 2 hole fixing | | |
| For models: | EDT100, EDT140, EDT170, EDT200, EDT85, TR-E100, TR-E150, TR-E170, TR-E200, TR-E230, TR-E90 | | |

immersion heating elements

3 hole flange \varnothing 38.5mm

| | | | |
|---|---|-----------------|-----------------|
|  | | | |
| 1 | | | |
| Part No. | 415276 | Ref. No. | 25353 25360 |
| description | heating element 2400W 230V mounting \varnothing 38.5mm heating circuits 2 L 297mm W 34mm H 34mm tube \varnothing 6.3mm hole distance 57mm hole \varnothing 10mm 3 hole flange connection male faston 6.3mm immersion heater | | |
| For models: | C3, C4, CM43, CMD43, E40, E43, NK43, NKD43, T3-80 | | |
| accessories for | 415276 | | |
| | Part No. | 532577 | Ref. No. |
| |  | | — |
| | O-ring EPDM thickness 5.34mm ID \varnothing 40.65mm Qty 1 pcs | | |

| | | | |
|--|---|-----------------|-----------------|
|  | | | |
| 1 | | | |
| Part No. | 415149 | Ref. No. | 30008 |
| description | heating element 2800W 230V mounting \varnothing 38.5mm heating circuits 2 L 300mm W 21mm H 35mm number of thermostat sleeves 1 thermostat sleeves \varnothing 6.5mm length thermostat sleeves 53mm thermostat sleeve not clinging tube \varnothing 6.3mm hole distance 57mm hole \varnothing 10mm 3 hole flange connection male faston 6.3mm immersion heater | | |
| For models: | C35, C43, C43ALTA, C43D, C48, C48D, C48DDL, C48DL, CR43, CR43D, CR48, CR48D, DP35, DP35D, DP40, DP40D, DP45, DP45D, DP50, DP50D, GS-X1011, GS-X1011-WEH, GS-X1021, GS-X1021-WEH, SP35, SP35ALTA, SP35D, SP40, SP40D, SP40DDL, SP40DL, SPR36, SPR36D, SPR41, SPR41D, STS43, STS43D, STS48, STS48D, STS53, STS53D, STS60, STS60D | | |
| accessories for | 415149 | | |
| | Part No. | 532577 | Ref. No. |
| |  | | — |
| | O-ring EPDM thickness 5.34mm ID \varnothing 40.65mm Qty 1 pcs | | |

| | | | |
|--|---|-----------------|-----------------|
|  | | | |
| 1 | | | |
| Part No. | 415167 | Ref. No. | 25356 |
| description | heating element 3000W 230V mounting \varnothing 38.5mm heating circuits 2 L 300mm W 21mm H 35mm number of thermostat sleeves 1 thermostat sleeves \varnothing 6.5mm length thermostat sleeves 53mm thermostat sleeve not clinging tube \varnothing 6.3mm hole distance 57mm hole \varnothing 10mm 3 hole flange connection male faston 6.3mm immersion heater | | |
| For models: | C35, C43ALTA, C48DDL, C48DL, C6, C6D, CR43, CR43D, CR48, CR48D, DP35, DP35D, DP35D-2, DP40, DP40D, DP45, DP45D, DP50, DP50D, E50, GS-X1011, GS-X1011-WEH, GS-X1021, GS-X1021-WEH, SP35ALTA, SP40DDL, SP40DL, SP5, SP5D, SPB35, SPR36, SPR36D, SPR41, SPR41D, STS43, STS43D, STS43D-2, STS48, STS48D, STS48D-2, STS53, STS53D, STS60, STS60D | | |
| spare parts for | 415167 | | |
| | Part No. | 521120 | Ref. No. |
| |  | | 25249 |
| | O-ring EPDM thickness 5.34mm ID \varnothing 37.47mm Qty 1 pcs | | |
| accessories for | 415167 | | |
| | Part No. | 532577 | Ref. No. |
| |  | | — |
| | O-ring EPDM thickness 5.34mm ID \varnothing 40.65mm Qty 1 pcs | | |



1

| | | | |
|------------------------|---|-----------------|-------------------|
| Part No. | 415199 | Ref. No. | 25357 25358 |
| description | heating element 4000W 400V mounting \varnothing 38.5mm heating circuits 2 L 297mm W 33mm H 18mm number of thermostat sleeves thermostat sleeves \varnothing 6.5mm length thermostat sleeves 135mm thermostat sleeve centre not clinging tube \varnothing 6.5mm hole distance 57mm hole \varnothing 10mm 3 hole flange connection male faston 6.3mm immersion heater | | |
| For models: | APS43, APS48, APS48B, APS53, APS60, APSE43, APSE48, APSE53, APSE60, BPN48, BPS43, BPS52, C53, C53D, C60, C60D, CM52, CM60, CMD52, CMD60, DP40, DP40D, DP45, DP45D, DP50, DP50D, FW35, FW40, FW40B, FW45, FW50, K80F, K80G, M60, NK52, NK60, NKD52, NKD60, RSP50, RSP50A, SP45, SP45D, SP50, SP50-400V, SP50-440V, SP50D, STS48, STS48D, STS53, STS53D...(Other models you can see in the webshop) | | |
| accessories for | 415199 | | |
| | Part No. | 532577 | Ref. No. — |
| | O-ring EPDM thickness 5.34mm ID \varnothing 40.65mm Qty 1 pcs | | |

1

| | | | |
|--------------------|---|-----------------|-------|
| Part No. | 420356 | Ref. No. | 29655 |
| description | heating element 5000W 230/400V mounting \varnothing 38.5mm heating circuits 2 L 305mm W 33mm H 27mm tube \varnothing 6.5mm hole distance 57mm hole \varnothing 10mm 3 hole flange connection male faston 6.3mm immersion heater | | |
| For models: | APS43, APS48, APS48B, APS53, APS60, APSE43, APSE48, APSE53, APSE60, FW35, FW40, FW40B, FW45, FW50 | | |

1

| | | | |
|------------------------|--|-----------------|-------------------|
| Part No. | 415277 | Ref. No. | 25361 |
| description | heating element 6000W 230V mounting \varnothing 38.5mm heating circuits 3 L 360mm W 34mm H 55mm L1 35mm L2 70mm L3 255mm H1 27mm H2 28mm hole distance 57mm hole \varnothing 10mm tube \varnothing 6.3mm connection male faston 6.3mm immersion heater 3 hole flange | | |
| For models: | ED650E, ED650S, ED700, ED900 | | |
| accessories for | 415277 | | |
| | Part No. | 532577 | Ref. No. — |
| | O-ring EPDM thickness 5.34mm ID \varnothing 40.65mm Qty 1 pcs | | |

3 hole flange \varnothing 47.5mm

1

| | | | |
|------------------------|---|-----------------|--------------------------------|
| Part No. | 416390 | Ref. No. | 35484 |
| description | heating element 3200W 230V mounting \varnothing 47.5mm heating circuits 2 L 302mm W 37mm H 20mm tube \varnothing 6.3mm hole distance 63mm hole \varnothing 8/10mm connection length 10mm connection male faston 6.3mm 3 hole flange immersion heater | | |
| For models: | C35, C35E, C43-2, C43DE, C43E, C46DE, C46E, C48-2, C48D-2, C48E, CDN3, CDN4, DP35-2, DP40-2, DP40D-2, DP40D-rib2, DP40-rib2, GSX1011-2, GS-X1011-WEH-2, GS-X1021-2, GS-X1021-2rib, GS-X1021-WEH-2, GS-X1021-WEH-2rib, RSP40, RSP40A, SP35-2, SP35DE, SP35E, SP40-2, SP40D-2, SP40DE, SP40E, SPB35, SPB35E, ST43DE, ST43E, ST48DE, ST48E, STS43-2, STS43D-2, STS48-2, STS48D-2, STS48D-rib2, STS48-rib2, TDN4-2rib | | |
| accessories for | 416390 | | |
| | Part No. | 510408 | Ref. No. 200820 8662 |
| | O-ring EPDM thickness 5.34mm ID \varnothing 47mm Qty 1 pcs | | |
| | Part No. | 510562 | Ref. No. — |
| | O-ring silicone thickness 5.34mm ID \varnothing 47mm Qty 1 pcs | | |

1

| | | | |
|------------------------|---|-----------------|--------------------------------|
| Part No. | 416274 | Ref. No. | H110398 |
| description | heating element 5000W 230V mounting \varnothing 47.5mm heating circuits 3 L 248mm W 36mm H 34mm number of thermostat sleeves 1 thermostat sleeves \varnothing 7mm length thermostat sleeves 200mm thermostat sleeve eccentric, non clinging tube \varnothing 6.5mm hole distance 64mm hole \varnothing 8mm connection M4 3 hole flange immersion heater | | |
| spare parts for | 416274 | | |
| | Part No. | 510408 | Ref. No. 200820 8662 |
| | O-ring EPDM thickness 5.34mm ID \varnothing 47mm Qty 1 pcs | | |
| accessories for | 416274 | | |
| | Part No. | 510562 | Ref. No. — |
| | O-ring silicone thickness 5.34mm ID \varnothing 47mm Qty 1 pcs | | |



1

| | | | |
|------------------------|--|-----------------|--------------------------------|
| Part No. | 416273 | Ref. No. | 110397 H110397 |
| description | heating element 3200W 230V mounting \varnothing 42mm heating circuits 1 L 237mm W 35mm H 38mm number of thermostat sleeves 1 thermostat sleeves \varnothing 7mm length thermostat sleeves 200mm thermostat sleeve not clinging tube \varnothing 6.3mm hole distance 66mm hole \varnothing 8mm connection length 26mm connection male faston 6.3mm 3 hole flange immersion heater | | |
| For models: | DP40D-2, STS48D-2 | | |
| accessories for | 416273 | | |
| | Part No. | 510408 | Ref. No. 200820 8662 |
| | O-ring EPDM thickness 5.34mm ID \varnothing 47mm Qty 1 pcs | | |
| | Part No. | 510562 | Ref. No. — |
| | O-ring silicone thickness 5.34mm ID \varnothing 47mm Qty 1 pcs | | |

3 hole flange \varnothing 57.5mm

1

| | | | |
|------------------------|--|-----------------|--|
| Part No. | 418624 | Ref. No. | 110388 27298 H110388 |
| description | heating element 10000W 230/400V mounting \varnothing 57.5mm heating circuits 3 L 480mm W 35mm H 43mm number of thermostat sleeves 1 thermostat sleeves \varnothing 7mm length thermostat sleeves 285mm tube \varnothing 8.5mm hole distance 72mm hole \varnothing 8mm immersion heater | | |
| For models: | CA120, CA90, CAP10, CAP12, CAP12DE, CAP12EBT, CAP15EBT, CAP7E, ED650E, ED650E-90, ED650S, ED650S-90, EDT100, EDT140, EDT170, EDT200, EDT230, EDT85, HT100, HT150, HTP195, HTP205, HTP220, RCA1200, RCA1200i, SO120, SO55-400V3-50Hz-MARINE, TR140, TR200, TR230, TR-E170, TR-E200, TR-E230, TR-E90 | | |
| spare parts for | 418624 | | |
| | Part No. | 510409 | Ref. No. 200815 33402 H200815 |
| | O-ring EPDM thickness 5.34mm ID \varnothing 56.52mm Qty 1 pcs | | |

1

| | | | |
|--------------------|--|-----------------|---------|
| Part No. | 417403 | Ref. No. | H110385 |
| description | heating element 12000/14000W 240-415V heating circuits 3 L 620mm W 37mm H 51mm number of thermostat sleeves 1 thermostat sleeves \varnothing 8.8mm length thermostat sleeves 290mm tube \varnothing 10mm hole distance 73mm hole \varnothing 8mm | | |
| For models: | EDT100, EDT140, EDT170, EDT200, EDT230, EDT85 | | |

1

| | | | |
|------------------------|---|-----------------|--|
| Part No. | 415023 | Ref. No. | 110367 H110367 |
| description | heating element 12500W 230V mounting \varnothing 57.5mm heating circuits 3 L 630mm W 36mm H 48mm number of thermostat sleeves 1 thermostat sleeves \varnothing 7mm length thermostat sleeves 295mm thermostat sleeve eccentric, non clinging tube \varnothing 8.5mm hole distance 76mm hole \varnothing 8x10mm connection M5 3 hole flange immersion heater | | |
| For models: | EDT100, EDT140, EDT170, EDT200, EDT230, EDT85, HT100, HT150, HTP195, HTP205, HTP220, TR100, TR90, TR-E100, TR-E90 | | |
| spare parts for | 415023 | | |
| | Part No. | 510409 | Ref. No. 200815 33402 H200815 |
| | O-ring EPDM thickness 5.34mm ID \varnothing 56.52mm Qty 1 pcs | | |

1

| | | | |
|--------------------|--|-----------------|---------|
| Part No. | 415060 | Ref. No. | H110363 |
| description | heating element 3000W 230V mounting \varnothing 57.5mm heating circuits 1 L 330mm W 45mm H 29mm number of thermostat sleeves 1 thermostat sleeves \varnothing 7mm length thermostat sleeves 295mm thermostat sleeve not clinging tube \varnothing 6.25mm hole distance 73mm hole \varnothing 8mm connection male faston 6.3mm 3 hole flange immersion heater | | |
| For models: | C6DE, C6E, SP5DE, SP5E | | |

1

| | | | |
|------------------------|---|-----------------|--|
| Part No. | 419061 | Ref. No. | 110335 37008 |
| description | heating element 4000W 230/400V mounting \varnothing 57.5mm heating circuits 3 L 295mm W 30mm H 42mm number of thermostat sleeves 1 thermostat sleeves \varnothing 7.5mm length thermostat sleeves 300mm thermostat sleeve eccentric, non clinging tube \varnothing 6.3mm hole distance 72mm hole \varnothing 8/10mm connection length 22mm connection M4 3 hole flange immersion heater | | |
| For models: | C53DE, C53E, C60DE, C60E, CAP12EBT, DP45DE, DP45E, DP50DE, DP50E, EDI4, HD40ALTABT, HD40BT, L056, SO100-400V3-50Hz-MARINE, SO100-440V3-60Hz-MARINE, SP45DE, SP45E, SP50DE, SP50E, ST53DE, ST53E, ST60DE, ST60E | | |
| accessories for | 419061 | | |
| | Part No. | 510409 | Ref. No. 200815 33402 H200815 |
| | O-ring EPDM thickness 5.34mm ID \varnothing 56.52mm Qty 1 pcs | | |



| | | | |
|------------------------|---|-----------------|----------------------------|
| | | | |
| 1 | | | |
| Part No. | 419062 | Ref. No. | 36250 |
| description | heating element 4000W 230V mounting \varnothing 57.5mm heating circuits 3 L 300mm W 37mm H 50mm number of thermostat sleeves 1 thermostat sleeves \varnothing 7.5mm length thermostat sleeves 295mm thermostat sleeve eccentric, non clinging tube \varnothing 8.5mm hole distance 72mm hole \varnothing 8/10mm connection length 22mm connection M5 3 hole flange immersion heater | | |
| For models: | C53DE, C53E, C60DE, C60E, CAP10, CAP10BT, CAP10DE, CAP12, CAP12DE, SO100, SO100-400V3-50Hz-MARINE, SO100-440V3-60Hz-MARINE, SO120, SP45DE, SP45E, SP50DE, SP50E | | |
| accessories for | 419062 | | |
| | | Part No. | 510409 |
| | | Ref. No. | 200815 33402 H200815 |
| | O-ring EPDM thickness 5.34mm ID \varnothing 56.52mm Qty 1 pcs | | |

| | | | |
|--------------------|--|-----------------|-------------------|
| | | | |
| 1 | | | |
| Part No. | 415020 | Ref. No. | 110331 H110331 |
| description | heating element 4500W 230V mounting \varnothing 57.5mm heating circuits 3 L 355mm W 35mm H 47mm number of thermostat sleeves 1 thermostat sleeves \varnothing 7mm length thermostat sleeves 295mm thermostat sleeve upper tube \varnothing 8.5mm hole distance 70mm hole \varnothing 10mm connection length 25mm connection male faston 6.3mm 3 hole flange immersion heater | | |
| For models: | HT100, HT150, HTP195, HTP205, HTP220 | | |

| | | | |
|--------------------|---|-----------------|-------------------|
| | | | |
| 1 | | | |
| Part No. | 420091 | Ref. No. | 110383 H110383 |
| description | heating element 5000/6000W 240/415V mounting \varnothing 57.5mm heating circuits 3 L 405mm W 36mm H 41mm number of thermostat sleeves 1 thermostat sleeves \varnothing 7.5mm length thermostat sleeves 280mm tube \varnothing 8.3mm hole distance 73mm hole \varnothing 10mm connection M5 immersion heater | | |
| For models: | 60BT, 60BT-3, 60EBT, C68EBT, C6EBT, DP50EBT, EDT100, EDT140, EDT170, EDT200, EDT230, EDT85, SD5BT, ST48EBT, ST60EBT | | |

| | | | |
|------------------------|---|-----------------|-------------------------------------|
| | | | |
| 1 | | | |
| Part No. | 415021 | Ref. No. | 110249 31007 33400 H110249 |
| description | heating element 6000W 230V mounting \varnothing 57.5mm heating circuits 3 L 343mm W 37mm H 50mm number of thermostat sleeves 1 thermostat sleeves \varnothing 7mm length thermostat sleeves 294mm thermostat sleeve not clinging tube \varnothing 8.5mm hole distance 72mm hole \varnothing 8mm connection M5 3 hole flange | | |
| For models: | AP53E, AP60E, APS60, C68DE, C68E, C81, C81E, C81EBT, C90, C90DE, C90DE2, C90E, C90E2, C90EBT2, C98, CA120, CA55, CA90, CAP10, CAP10BT, CAP10DE, CAP7, CAP7E, ED550, ED600-95, ED630-90, ED650E, ED650E-90, ED650S, ED650S-90, ED700-90, ED900-90, EDI13, EDI13-2, EDI13ALTA, EDI13ALTA-2, EDI13ALTABT, EDI13BT, EDI4, EDI5, EDI6, EDI6-2, EDI6BT, EDI8, EDI8-2, EDI8BT, FW50, HD130BT, HD40ALTABT, HD40BT...(Other models you can see in the webshop) | | |
| accessories for | 415021 | | |
| | | Part No. | 550002 |
| | | Ref. No. | — |
| | tension strap H 10mm L 21mm W 10mm hole \varnothing 6.5mm for heating element | | |

| | | | |
|------------------------|---|-----------------|----------------------------|
| | | | |
| 1 | | | |
| Part No. | 415670 | Ref. No. | 110343 H110343 |
| description | heating element 8000W 230V mounting \varnothing 57.5mm heating circuits 3 L 480mm W 40mm H 50mm number of thermostat sleeves 1 thermostat sleeves \varnothing 7mm length thermostat sleeves 295mm thermostat sleeve not clinging tube \varnothing 10mm hole distance 72mm hole \varnothing 8mm connection M5 3 hole flange immersion heater | | |
| For models: | EDT100, EDT140, EDT170, EDT200, EDT230, EDT85, HG2LR, HGLR, HT100, HT150, HTP195, HTP205, HTP220, TR140, TR-E170, TR-E90 | | |
| spare parts for | 415670 | | |
| | | Part No. | 510409 |
| | | Ref. No. | 200815 33402 H200815 |
| | O-ring EPDM thickness 5.34mm ID \varnothing 56.52mm Qty 1 pcs | | |

| | | | |
|--------------------|--|-----------------|-------------------|
| | | | |
| 1 | | | |
| Part No. | 417633 | Ref. No. | 110365 H110365 |
| description | heating element 8000W 240/415V mounting \varnothing 57.5mm heating circuits 3 L 400mm W 35mm H 46mm number of thermostat sleeves 1 thermostat sleeves \varnothing 7.5mm length thermostat sleeves 290mm thermostat sleeve upper centre not clinging tube \varnothing 10mm hole distance 73mm | | |
| For models: | EDT100, EDT140, EDT170, EDT200, EDT230, EDT85 | | |



1

| | | | |
|---|--|-----------------|--|
| Part No. | 415022 | Ref. No. | 100362 H110362 |
| description | heating element 9000W 230/400V mounting \varnothing 57.5mm heating circuits 3 L 475mm W 36mm H 43mm number of thermostat sleeves 1 thermostat sleeves \varnothing 7mm length thermostat sleeves 300mm thermostat sleeve eccentric, non clinging tube \varnothing 10mm hole distance 73mm hole \varnothing 10mm connection length 30mm connection M5 3 hole flange immersion heater | | |
| For models: | C90EBT, CAP10BT, EDI13, EDI13-2, EDI13ALTA, EDI13ALTA-2, EDI8, EDI8-2, EDT100, EDT140, EDT170, EDT200, EDT230, EDT85, LO134, LO134-2, LO134ALTA, LO134ALTA-2, LO83, LO83-2, RLO300, RLO400, TR100, TR140, TR170, TR200, TR230, TR90, TR-E100, TR-E150, TR-E170, TR-E200, TR-E230, TR-E90 | | |
| spare parts for | 415022 | | |
| | Part No. | 510409 | Ref. No. 200815 33402 H200815 |
| O-ring EPDM thickness 5.34mm ID \varnothing 56.52mm Qty 1 pcs | | | |

3 hole flange \varnothing 60.0mm

connection straight

group 2

1

| | | | |
|--------------------|--|-----------------|-------------------|
| Part No. | 420342 | Ref. No. | 110386 H110386 |
| description | heating element 14000W 230/400V mounting \varnothing 60mm heating circuits 3 L 620mm W 33mm H 49mm number of thermostat sleeves 1 thermostat sleeves \varnothing 7.5mm length thermostat sleeves 290mm thermostat sleeve eccentric, non clinging tube \varnothing 10mm hole distance 83mm hole \varnothing 10mm connection M5 3 hole flange immersion heater | | |
| For models: | EDT100, EDT140, EDT170, EDT200, EDT230, EDT85, TR100, TR90, TRE100, TR-E90 | | |

with expansion flange 70 x 18mm

1

| | | | |
|--------------------|---|-----------------|-------|
| Part No. | 415016 | Ref. No. | 33339 |
| description | heating element 3000W 230V heating circuits 3 flange 70x18mm L 398mm W 60mm H 24mm connection male faston 6.3mm immersion heater expansion flange tube \varnothing 6.3mm | | |
| For models: | C81, C81E, C81EBT, C90, C90DE, C90E, C90EBT, C98, CA120, CA55, CA90, CAP7, CAP7E, ED550, ED650E, ED650S, LO50, LO50E, LO62, RCA1100, RCA1200, RCA1200i, RLO50, SMW15, SMW15E, SO55, SO55-400V3-50Hz-MARINE, SO55E, SP81, SP81E, US-X501 | | |

1"

1

| | | | |
|---|---|-----------------|-------------------|
| Part No. | 415196 | Ref. No. | 25370 |
| description | heating element 2000W 230V heating circuits 2 thread 1" L 305mm W 34mm H 45mm H1 22mm H2 23mm tube \varnothing 6.3mm connection male faston 6.3mm immersion heater flange with thread WS 30 | | |
| For models: | CM52, CM60, CMD52, CMD60, K80F, K80G, M60, NK60, NKD60, T5-80, T6-80 | | |
| accessories for | 415196 | | |
| | Part No. | 510404 | Ref. No. — |
| flat gasket fibre ED \varnothing 44mm ID \varnothing 34mm thickness 2mm Qty 1 pcs | | | |
| | Part No. | 510422 | Ref. No. — |
| gasket copper ED \varnothing 37.7mm ID \varnothing 32.5mm thickness 2.7mm for thread 1" | | | |
| | Part No. | 520233 | Ref. No. — |
| nut thread 1" H 6mm brass WS 47 Qty 1 pcs | | | |

1

| | | | |
|--------------------|--|-----------------|-----------------|
| Part No. | 418902 | Ref. No. | 110269 35230 |
| description | heating element 2000W 230V heating circuits 1 L 300mm W 140mm H 28mm thread M12x1 mounting distance 70mm tube \varnothing 6.3mm connection male faston 6.3mm 2 hole fixing connection length 35mm immersion heater | | |
| For models: | C35, C35E, C43-2, C43ALTA, C43DE, C43E, C46DE, C46E, C48-2, C48D-2, C48DDL, C48DL, C48E, C53, C53D, C60, C60D, CDN3, CDN4, DP35, DP35-2, DP35D, DP35D-2, DP40, DP40-2, DP40D, DP40D-2, DP40D-rib2, DP40-rib2, DP45, DP45D, DP50, DP50D, GS-X1011, GS-X1011-2, GS-X1011-WEH, GS-X1011-WEH-2, GS-X1021, GS-X1021-2, GS-X1021-2rib, GS-X1021-WEH, GS-X1021-WEH-2, GS-X1021-WEH-2rib, RSP40, RSP40A, SP35-2, SP35ALTA, SP35DE, SP35E, SP40-2...(Other models you can see in the webshop) | | |

1

| | | | |
|---|---|-----------------|-------------------------|
| Part No. | 415198 | Ref. No. | 30443 31380 35162 |
| description | heating element 2000W 230V heating circuits 1 L 318mm W 85mm H 26mm thread M12x1 mounting distance 77mm tube \varnothing 8.3mm connection male faston 6.3mm 2 hole fixing immersion heater | | |
| For models: | 60BT, 60BT-3, 60EBT, C3, C35, C4, C43, C43ALTA, C43D, C48, C48D, C48DDL, C48DL, C53, C53D, C53DE, C53E, C6, C60, C60D, C60DE, C60E, C68DE, C68E, C68EBT, C6D, C6DE, C6E, C6EBT, CDN3, CDN4, CR43, CR43D, CR48, CR48D, DP35, DP35D, DP40, DP40D, DP45, DP45D, DP45DE, DP45E, DP50, DP50D, DP50DE, DP50E, DP50EBT, E40-2F, GS-X1011...(Other models you can see in the webshop) | | |
| accessories for | 415198 | | |
| | Part No. | 520229 | Ref. No. — |
| nut thread M12x1 H 4mm WS 16 zinc-coated steel Qty 1 pcs | | | |
| | Part No. | 521110 | Ref. No. — |
| flat gasket fibre ED \varnothing 20mm ID \varnothing 13mm thickness 2mm Qty 1 pcs | | | |



foil heating elements



| | | | |
|--------------------|--|-----------------|---------|
| Part No. | 419007 | Ref. No. | H110285 |
| description | foil heating element L 380mm W 73mm 500W 230V t.max. 140°C with temperature limiter 140°C silicone cable length 200mm thickness 1mm connection male faston 6.3mm | | |
| For models: | AP53E, AP60E | | |

bi-metal thermostats



| | | | |
|------------------------|--|-----------------|-------------------------|
| Part No. | 390025 | Ref. No. | 120524 33948 |
| description | bi-metal thermostat hole distance 40mm switch-off temp. 55/42°C NC/NO 2-pole 16A 250V connection F6.3 2 hole fixing | | |
| For models: | 60BT, 60BT-3, C35, C35E, C43, C43-2, C43ALTA, C43D, C43DE, C43E, C46DE, C46E, C48, C48-2, C48D, C48D-2, C48DDL, C48DL, C48E, C53, C53D, C6, C60, C60D, C6D, CDN3, CDN4, CR43, CR43D, CR48, CR48D, DP35, DP35-2, DP35D, DP35D-2, DP40, DP40-2, DP40D, DP40D-2, DP40D-rib2, DP40-rib2, DP45, DP45D, DP50, DP50D, DP50D-115V, GSX1011, GS-X1011-2, GS-X1011-WEH, GS-X1011-WEH-2...(Other models you can see in the webshop) | | |
| accessories for | 390025 | | |
| | Part No. | 512154 | Ref. No. H200494 |
| | gasket for thermostat ID ø 20mm equiv. no. 200494/H200494 hole distance 41mm suitable for COMENDA, HOONVED | | |

thermostats

bi-metal thermostats

safety bi-metal thermostats



| | | | |
|--------------------|--|-----------------|-------|
| Part No. | 390748 | Ref. No. | 36348 |
| description | bi-metal safety thermostat hole distance 23.5mm switch-off temp. 100°C 1NC 1-poleA connection F6.3 | | |
| For models: | C35E, C81E, C81EBT, C90DE, C90E, C90EBT, C98, CAP7, CAP7E, LO50E, LO62, SO55, SO55-440V3-60Hz-MARINE, SO55E, SP81E, SPB35E | | |



| | | | |
|--------------------|---|-----------------|-------|
| Part No. | 390916 | Ref. No. | 35837 |
| description | bi-metal safety thermostat hole distance 23.5mm switch-off temp. 68°C 1NC 16A connection F6.3 mounting ø 16mm | | |
| For models: | C81E, C90E, C98, CAP7, LO50E, LO62, SO55, SO55-400V3-50Hz-MARINE, SO55-440V3-60Hz-MARINE, SP81E | | |

control and safety thermostats

IMIT / TEMPOMATIC / AR THERMO

control thermostats







| | | | |
|--------------------|--|-----------------|--------|
| Part No. | 390914 | Ref. No. | 120515 |
| description | bi-metal thermostat t.max. 90°C temperature range 0-90°C 1-pole 1CO 10A probe ø 6.5mm probe L 97mm capillary pipe 1000mm capillary pipe isolated 950mm gland nut shaft ø 6x4.6mm shaft L 12mm shaft position upper rotation 270° with housing 250V | | |
| For models: | HG2LR, HGLR | | |





| | | | |
|--------------------|--|-----------------|-------|
| Part No. | 390193 | Ref. No. | 25421 |
| description | thermostat t.max. 56°C temperature range 0-90°C 1-pole 1CO 16A probe ø 6.5mm probe L 95mm capillary pipe 1500mm capillary pipe isolated 1500mm gland nut shaft ømm shaft Lmm shaft position rotation 270° probe material copper | | |
| For models: | C3, C4, CM48, CM52, CM60, CMD43, CMD52, DP35, DP35D, DP40, DP40D, DP45, DP45D, DP50, DP50D, E40-2F, K80F, K80G, NK52, NK60, STS43, STS43D, STS48, STS48D, STS53, STS53D, STS60, STS60D, T5-80, T6-80, TS48, UNI43C, UNI48C, UNI48CD, UNI53C, UNI53R, UNI53RD, UNI60C | | |




| | | | |
|---|---|-----------------|-------------------|
|  | | | |
| Part No. | 390014 | Ref. No. | 120525 H120525 |
| description | thermostat t.max. 85°C temperature range 40-78 / 47-85°C 2-pole 2CO 16A probe ø 6.5mm probe L 95mm capillary pipe 1500mm capillary pipe isolated 1450mm gland nut shaft ø 6x4.6mm shaft L 15mm shaft position right rotation 270° | | |
| For models: | 60BT, 60BT-3, 60EBT, C35E, C43DE, C43E, C46DE, C46E, C48E, C53DE, C53E, C60DE, C60E, C68DE, C68E, C68EBT, C6DE, C6E, C6EBT, CAP7, CAP7E, DP45DE, DP45E, DP50DE, DP50E, GS-X1011, GS-X1011-2, GS-X1011-WEH, GS-X1011-WEH-2, GS-X1021, GS-X1021-2, GS-X1021-2rib, GS-X1021-WEH, GS-X1021-WEH-2, GS-X1021-WEH-2rib, SD5BT, SO55, SO55-400V3-50Hz-MARINE, SO55-440V3-60Hz-MARINE, SO55E, SP35DE, SP35E, SP40DE, SP40E, SP45DE, SP45E, SP50DE, SP50E, SP50E-400V3-50Hz-MARINE, SP50E-440V3-60Hz-MARINE...(Other models you can see in the webshop) | | |

| | | | |
|---|--|-----------------|-------------------|
|  | | | |
| Part No. | 390006 | Ref. No. | H120501 |
| description | thermostat t.max. 86°C temperature range 0-86°C 1-pole 1CO 16A probe ø 6.5mm probe L 95mm capillary pipe 1500mm capillary pipe isolatedmm gland nut shaft ø 6x4.6mm shaft L 19mm rotation 270° | | |
| For models: | EDT100, EDT140, EDT170, EDT200, EDT230, EDT85, TR100, TR140, TR170, TR200, TR230, TR90, TR-E100, TR-E150, TR-E170, TR-E200, TRE230, TR-E90 | | |
| accessories for | 390006 | | |
| |  | Part No. | 110100 |
| | Ref. No. | | — |
| | knob thermostat t.max. 90°C 0-90°C ø 42mm shaft ø 6x4.6mm shaft flat -135° black | | |
| |  | Part No. | 110105 |
| | Ref. No. | | 191040 H191040 |
| | rosette knob ø 42mm ø 56mm zero mark | | |

| | | | |
|---|---|-----------------|-------|
|  | | | |
| Part No. | 390192 | Ref. No. | 25417 |
| description | thermostat t.max. 90°C temperature range 0-90°C 1-pole 1CO 16A probe ø 6.5mm probe L 95mm capillary pipe 2000mm capillary pipe isolated 2000mm gland nut shaft ø 6x4.6mm shaft L 19mm shaft position upper° rotation 270° probe material copper | | |
| For models: | APS43, APS48, APS53, APS60, APSE43, APSE48, APSE53, APSE60, C3, C35, C4, C43, C43ALTA, C43D, C48, C48D, C48DDL, C48DL, C53, C53D, C60, C60D, C98, CA55, CAP7, CAP7E, CDN3, CDN4, CM43, CM48, CM52, CMD43, CMD48, CMD52, CMD60, CR43, CR43D, CR48, CR48D, DP35, DP35D, DP40, DP40D, DP45, DP45D, DP50, DP50D, DP50D-115V, E36, E40...(Other models you can see in the webshop) | | |

| | | | |
|--|--|-----------------|-------------------|
|  | | | |
| Part No. | 390022 | Ref. No. | 120522 H120522 |
| description | thermostat t.max. 90°C temperature range 30-90°C 1-pole 1CO 16A probe ø 9.5mm probe L 50mm capillary pipe 1000mm capillary pipe isolated 1000mm gland nut shaft L 19mm rotation 270° | | |
| For models: | 60EBT, C53DE, C53E, C60DE, C60E, C68DE, C68E, C68EBT, C6DE, C6E, C6EBT, DP45DE, DP45E, DP50DE, DP50E, DP50EBT, SP45DE, SP45E, SP50DE, SP50E, SP50E-400V3-50Hz-MARINE, SP50E-440V3-60Hz-MARINE, SP5DE, SP5E, SP68DE, SP68E, ST53DE, ST53E, ST60DE, ST60E, ST60EBT | | |

| | | | |
|---|--|-----------------|-------------------|
|  | | | |
| Part No. | 390736 | Ref. No. | 120525/1 38071 |
| description | thermostat temperature range 37-76 / 46-85°C 2-pole 2CO 16A probe ø 6.5mm probe L 84mm capillary pipe 920mm capillary pipe isolated 845mm shaft ø 6x5mm shaft L 15mm rotation 90° | | |
| For models: | 60EBT, C35E, C43DE, C43E, C46DE, C46E, C53DE, C53E, C60DE, C60E, C68DE, C68E, C68EBT, C6DE, C6E, C6EBT, CAP7E, DP45DE, DP45E, DP50DE, DP50E, DP50EBT, HD130BT, HD40ALTABT, HD40BT, HD60BT, HD80BT, SO55E, SP35DE, SP35E, SP40DE, SP40E, SP45DE, SP45E, SP50DE, SP50E, SPB35E, ST43DE, ST43E, ST48DE, ST48E, ST48EBT, ST53DE, ST53E, ST60DE, ST60E, ST60EBT | | |


safety thermostats

| | | | |
|--|---|-----------------|-------------------|
|  | | | |
| Part No. | 390773 | Ref. No. | 120519 H120519 |
| description | safety thermostat switch-off temp. 135°C temperature range 95-135°C 1-pole 1CO 16A probe ø 5mm probe L 130mm capillary pipe 1000mm capillary pipe isolated 900mm gland nut probe | | |
| For models: | AC101, AC151, AC181, AC201, AC241, AC91, CAP15EBT, EDT100, EDT140, EDT170, EDT200, EDT230, EDT85, HD130BT, HD40ALTABT, HD40BT, HD60BT, HD80BT, HT100, HT150, TR100, TR140, TR170, TR200, TR230, TR90, TR-E100, TR-E150, TR-E170, TR-E200, TR-E230, TR-E90 | | |




RANCO

safety thermostats




| | | | |
|--------------------|---|-----------------|-----------------|
| Part No. | 390473 | Ref. No. | 120536 33906 |
| description | safety thermostat t.max. 105°C temperature range°C 2-pole 2NC 16A probe ø 6mm probe L 50mm capillary pipe 430mm capillary pipe isolated 310mm gland nut shaft ømm shaft Lmm shaft position rotation° probe material copper screw connection M10x0.75 | | |
| For models: | C35, C35E, C43, C43ALTA, C43D, C43DE, C43E, C46DE, C46E, C48, C48D, C48DDL, C48DL, C48E, C53, C53D, C60, C60D, C6DE, C6E, CDN3, CDN4, CR43, CR43D, CR48, CR48D, DP35, DP35D, DP40, DP40D, DP45, DP45D, DP50, DP50D, GS-X1011, GS-X1011-2, GS-X1011-WEH, GS-X1011-WEH-2, GS-X1021, GS-X1021-2, GS-X1021-2rib, GS-X1021-WEH, GS-X1021-WEH-2, GS-X1021-WEH-2rib, SP35, SP35ALTA, SP35D, SP35DE, SP35E, SP40... (Other models you can see in the webshop) | | |



| | | | |
|--------------------|---|-----------------|--------|
| Part No. | 390469 | Ref. No. | 120526 |
| description | safety thermostat t.max. 110°C temperature range°C 2-pole 2NC 16A probe ø 6mm probe L 50mm capillary pipe 1540mm capillary pipe isolated 160mm gland nut shaft ømm shaft Lmm shaft position rotation° probe material copper screw connection M10x0.75 switchoff temp. 110°C | | |

thermostats



| | | | |
|--------------------|---|-----------------|-------|
| Part No. | 390474 | Ref. No. | 34534 |
| description | thermostat t.max. 116°C capillary pipe isolatedmm gland nut 0-90°C | | |
| For models: | C35, C43, C43-2, C43ALTA, C43D, C48, C48-2, C48D, C48D-2, C48DDL, C48DL, C53, C53D, C6, C60, C60D, C6D, CDN3, CDN4, CR43, CR43D, CR48, CR48D, DP35-2, DP35D-2, DP40-2, DP40D-2, DP40D-rib2, DP40-rib2, RSP40, RSP40A, SP35, SP35-2, SP35ALTA, SP35D, SP40, SP40-2, SP40D, SP40D-2, SP40DDL, SP40DL, SP45, SP45D, SP5, SP50, SP50-400V, SP50-440V, SP50D, SP5D, SPB35... (Other models you can see in the webshop) | | |

various

safety thermostats



| | | | |
|--------------------|--|-----------------|-------|
| Part No. | 390194 | Ref. No. | 33745 |
| description | safety thermostat switch-off temp. 90-110°C 1-pole 16A probe ø 6.5mm probe L 87mm capillary pipe 1500mm capillary pipe isolated 1497mm connection male faston 6.3mm adjustable | | |
| For models: | 60BT, 60BT-3, 60EBT, AP43E, AP48E, AP53E, AP60E, APS43, APS48, APS48B, APS53, APS60, APSE43, APSE48, APSE53, APSE60, C43, C43ALTA, C43D, C48, C48D, C48DDL, C48DL, C53, C53D, C53DE, C53E, C60, C60D, C60DE, C60E, C68DE, C68E, C68EBT, C6EBT, C81, C81E, C81EBT, C90, C90DE, C90DE2, C90E, C90E2, C90EBT, C90EBT2, C98, CA120, CA55, CA90, CAP10... (Other models you can see in the webshop) | | |

accessories

plunger sockets



| | | | | |
|------------------------|---|-----------------|-------------------|---|
| Part No. | 510935 | Ref. No. | 450515 H450515 | |
| description | thermowell thread 1/2" L 107mm SS single ø 8mm | | | |
| accessories for | 510935 | | | |
| | Part No. | 361184 | Ref. No. | — |
| | nut thread 1/2" H 6mm nickel-plated brass WS 24 Qty 1 pcs | | | |
| | Part No. | 521122 | Ref. No. | — |
| | flat gasket fibre ED ø 31mm ID ø 21.5mm thickness 2mm for thread 1/2" Qty 1 pcs | | | |



| | | | | |
|------------------------|--|-----------------|-----------------|---|
| Part No. | 510986 | Ref. No. | H450516 | |
| description | thermowell thread 1/2" L 120mm SS double ø 6.5mm | | | |
| For models: | C90, C90DE, C90E, C90EBT, C98, CA120, CA55, CA90, CAP10, CAP10BT, CAP12, CAP7, CAP7E, ED550, ED650E, ED650S, EDI13, EDI13-2, EDI13ALTA, EDI13ALTA-2, EDI13ALTABT, EDI13BT, EDI6, EDI6-2, EDI6BT, EDI8, EDI8-2, EDI8BT, EDT100, EDT140, EDT170, EDT200, EDT230, EDT85, LO134, LO134-2, LO134ALTA, LO134ALTA-2, LO50, LO50E, LO62, LO67, LO67-2, LO83, LO83-2, RCA1100, RCA1200, RCA1200i, RLO200, RLO300... (Other models you can see in the webshop) | | | |
| accessories for | 510986 | | | |
| | Part No. | 361184 | Ref. No. | — |
| | nut thread 1/2" H 6mm nickel-plated brass WS 24 Qty 1 pcs | | | |
| | Part No. | 521122 | Ref. No. | — |
| | flat gasket fibre ED ø 31mm ID ø 21.5mm thickness 2mm for thread 1/2" Qty 1 pcs | | | |



miscellaneous



| | | | |
|--------------------|--|-----------------|-------------------|
| Part No. | 501353 | Ref. No. | 200491 H200491 |
| description | gasket for thermostat hole ø 6.6mm L 98mm W 68mm thickness 2mm | | |
| For models: | AC101, AC151, AC181, AC201, AC241, AC91, EDT100, EDT140, EDT170, EDT200, EDT230, EDT85, TR100, TR140, TR170, TR200, TR230, TR90, TR-E100, TR-E150, TR-E170, TR-E200, TR-E230, TR-E90 | | |

switches and momentary switches

rocker/momentary rocker switches

27.8x25mm



| | | | |
|--------------------|---|-----------------|-------------------|
| Part No. | 345000 ¹ | Ref. No. | 130421 H130421 |
| description | momentary rocker switch mounting measurements 27.8x25mm orange 2CO 250V 16A illuminated START connection male faston 6.3mm ambient temperature max. 85°C protection IP40 2-pole male faston 6.3mm | | |

¹illuminated



| | | | |
|--------------------|---|-----------------|---------|
| Part No. | 510281 | Ref. No. | H160733 |
| description | blank black mounting measurements 27.8x25mm | | |

push/momentary push switches

28.5x28.5mm



| | | | |
|--------------------|---|-----------------|-------|
| Part No. | 345928 | Ref. No. | 31185 |
| description | momentary push switch mounting measurements 28.5x28.5mm grey 2NO 250V 16A connection male faston 6.3mm ambient temperature max. 150°C protection IP40 | | |
| For models: | BPN48, BPS43, BPS52, INDY43F, INDY48F, INDY53F, INDY60F | | |



| | | | |
|--------------------|---|-----------------|-------|
| Part No. | 345227 | Ref. No. | 29009 |
| description | push switch mounting measurements 28.5x28.5mm red/green 1CO 250V 16A connection male faston 6.3mm ambient temperature max. 150°C protection IP40 with indicator | | |
| For models: | BPN48, BPS43, BPS52, CM48, CM52, CMD43, CMD52, INDY43F, INDY48F, INDY53F, INDY60F, TS43, TS48, UNI43C, UNI43R, UNI43RD, UNI48C, UNI48CD, UNI48R, UNI48RD, UNI53C, UNI53R, UNI53RD, UNI60C | | |



| | | | |
|--------------------|---|-----------------|-------------------|
| Part No. | 345846 | Ref. No. | 130459 H130459 |
| description | momentary push switch mounting measurements 28.5x28.5mm grey 2CO 250V 16A START connection male faston 6.3mm ambient temperature max. 150°C protection IP40 | | |



| | | | |
|--------------------|--|-----------------|-------|
| Part No. | 347455 | Ref. No. | 36937 |
| description | push switch mounting measurements 28.5x28.5mm green/red 2CO 250V 16A main switch connection male faston 6.3mm ambient temperature max. 150°C protection IP40 with indicator | | |
| For models: | C43DE, C43E, C46DE, C46E, C53DE, C53E, C60DE, C60E, C68DE, C68E, C6DE, C6E, SP35DE, SP35E, SP40DE, SP40E, SP45DE, SP45E, SP50DE, SP50E, SP50E-400V3-50Hz-MARINE, SP50E-440V3-60Hz-MARINE, SP5DE, SP5E, SP68DE, SP68E | | |



| | | | |
|--------------------|--|-----------------|-------|
| Part No. | 347492 | Ref. No. | 36489 |
| description | push switch mounting measurements 28.5x28.5mm green/red 2CO 250V 16A main switch connection male faston 6.3mm ambient temperature max. 150°C protection IP40 with indicator | | |
| For models: | 60EBT, C43DE, C43E, C46DE, C46E, C53DE, C53E, C60DE, C60E, C68DE, C68E, C68EBT, C6DE, C6E, C6EBT, SP35DE, SP35E, SP40DE, SP40E, SP45DE, SP45E, SP50DE, SP50E, SP5DE, SP5E, SP68DE, SP68E | | |



| | | | |
|--------------------|---|-----------------|-------------------|
| Part No. | 345845 | Ref. No. | 130460 H130460 |
| description | push switch mounting measurements 28.5x28.5mm green/red 2CO 250V 16A ON-OFF connection male faston 6.3mm ambient temperature max. 150°C protection IP40 | | |



| | | | |
|--------------------|--|-----------------|----------------|
| Part No. | 345939 | Ref. No. | 34624 35336 |
| description | momentary push switch mounting measurements 28.5x28.5mm black 1NO 250V 16A outflow connection male faston 6.3mm ambient temperature max. 150°C protection IP40 | | |
| For models: | 60BT, 60BT-3, RSP50, RSP50A, SD5BT, VS-X313, VS-X313-LP-DOS, VSX515, VS-X515-LP-DOS | | |



1

| | | | |
|--------------------|---|-----------------|-------|
| Part No. | 347933 | Ref. No. | 34623 |
| description | momentary push switch mounting measurements 28.5x28.5mm black 1NO 250V 16A START connection male faston 6.3mm ambient temperature max. 150°C | | |
| For models: | 60BT, 60BT-3, C98, EDI5, GS-X1011, GS-X1011-2, GS-X1011-WEH, GSX1011-WEH-2, GS-X1021, GS-X1021-2, GS-X1021-2rib, GS-X1021-WEH, GS-X1021-WEH-2, GS-X1021-WEH-2rib, LO61, LO62, SD5BT, VS-X313, VS-X313-LP-DOS, VS-X515, VS-X515-LP-DOS | | |



1

| | | | |
|--------------------|--|-----------------|-------|
| Part No. | 345929 | Ref. No. | 34622 |
| description | push switch mounting measurements 28.5x28.5mm black 2CO 250V 16A main switch connection male faston 6.3mm ambient temperature max. 150°C protection IP40 | | |
| For models: | 60BT, 60BT-3, CA55, CAP7, ED550, GS-X1011, GS-X1011-2, GS-X1011-WEH, GS-X1011-WEH-2, GS-X1021, GS-X1021-2, GS-X1021-2rib, GS-X1021-WEH, GS-X1021-WEH-2, GS-X1021-WEH-2rib, SD5BT, SO55, SO55-400V3-50Hz-MARINE, SO55-440V3-60Hz-MARINE, VS-X313, V SX313-LP-DOS, VS-X515, VS-X515-LP-DOS | | |



1

| | | | |
|--------------------|--|-----------------|-------|
| Part No. | 345925 | Ref. No. | 28785 |
| description | push switch mounting measurements 28.5x28.5mm blue/green 1CO 250V 16A rinsing connection male faston 6.3mm ambient temperature max. 150°C protection IP40 with indicator | | |
| For models: | CM43, CM48, CMD43, CMD48, CMD52, CMD60, E36, E40, E40-2F, E43, ED650E, ED650E-90, K80F, K80G, NK43, NK48, NKD43, NKD52, NKD60, T3-80, T4-80, T5-80 | | |



1

| | | | |
|--------------------|---|-----------------|-------|
| Part No. | 345924 | Ref. No. | 28784 |
| description | push switch mounting measurements 28.5x28.5mm green/red 1CO 250V 16A main switch connection male faston 6.3mm ambient temperature max. 150°C protection IP40 with indicator green/red | | |
| For models: | CM43, CM48, K80F, K80G, NK43, NK48, T3-80, T4-80, T5-80 | | |



1

| | | | |
|--------------------|---|-----------------|-------|
| Part No. | 345143 | Ref. No. | 28786 |
| description | push switch mounting measurements 28.5x28.5mm green/red 2CO 250V 16A main switch connection male faston 6.3mm ambient temperature max. 150°C protection IP40 with indicator | | |
| For models: | CMD43, CMD48, CMD60, E36, E40, E40-2F, E43, E50, ED650E, ED650E-90, M60, NKD48, NKD52, NKD60 | | |

accessories

push buttons



1

| | | | |
|--------------------|--|-----------------|-------|
| Part No. | 110089 | Ref. No. | 32514 |
| description | push button black | | |
| For models: | UNI43C, UNI43R, UNI43RD, UNI48C, UNI48CD, UNI48R, UNI48RD, UNI53C, UNI53R, UNI53RD, UNI60C | | |

protective covers



1

| | | | |
|--------------------|---|-----------------|-------|
| Part No. | 524452 | Ref. No. | 25229 |
| description | protection cap for switch L 145mm W 142mm H 120mm rubber | | |
| For models: | ED600-95, ED700, ED700-90, ED900, ED900-90, LO122, LO60, LO78 | | |

microswitches

lever actuated



1

| | | | |
|--------------------|--|-----------------|--------------------|
| Part No. | 345072 | Ref. No. | H120329 H123328 |
| description | microswitch with lever 250V 15A 2NO connection male faston 6.3mm L 42mm L1 44mm ambient temperature max. 85°C mounting distance 25mm type RM actuating force: 250g | | |

pin-plunger actuated



M10




1

| | | | |
|--------------------|---|-----------------|-------|
| Part No. | 347603 | Ref. No. | 25552 |
| description | microswitch with plunger thread M10x0.75 thread L 10mm 250V 16A 1CO connection male faston 6.3mm stroke 5mm mounting distance 22mm L 29mm ambient temperature max. 125°C type VRSR01DZ2 actuating force: 170g | | |
| For models: | BPN48, BPS43, BPS52, C3, C4, CM43, CM48, CM52, CM60, CMD43, CMD48, CMD52, CMD60, E36, E40, E40-2F, E43, ED650E, ED650E-90, ED650S-90, INDY43F, INDY48F, INDY53F, INDY60F, K80F, K80G, NK43, NK48, NK52, NK60, NKD43, NKD48, NKD52, NKD60, T3-80, T4-80, T5-80, TS43, TS48, UNI43C, UNI43R, UNI43RD, UNI48C, UNI48CD, UNI48R, UNI48RD, UNI53C, UNI53R, UNI53RD, UNI60C | | |




| M12 | | | |
|---|---|-----------------|--------------------------|
|  | | | |
| 1 | | | |
| Part No. | 345350 | Ref. No. | 25553 |
| description | microswitch with plunger mounting distance 22mm thread M12x0.75 thread L 16mm 250V 16A 1CO connection male faston 6.3mm stroke 4mm ambient temperature max. 125°C type EF83161.3 actuating force: 66g | | |
| For models: | BPN48, BPS43, BPS52, ED650S, ED700, ED900 | | |
| accessories for | 345350 | | |
| |  | Part No. | 345351 Ref. No. — |
| | nut thread M12x0.75 H 1.6mm WS 14 chrome-plated brass Qty 1 pcs | | |


| roller actuated | | | |
|---|--|-----------------|-------|
| roller 0° | | | |
|  | | | |
| 1 | | | |
| Part No. | 345923 | Ref. No. | 28843 |
| description | microswitch with roller plunger 250V 16A 1CO connection screw ambient temperature max. 125°C thread L 14mm thread M12 mounting distance 25mm | | |
| For models: | M60, T6-80 | | |


position switches


| PIZZATO | | | |
|---|--|-----------------|----------------------------|
| FD series | | | |
|  | | | |
| 1 | | | |
| Part No. | 345075 | Ref. No. | 33435 870129 H870129 |
| description | position switch cast aluminum 1NO/1NC 400V 3A L 141mm W 40mm H 35mm protection IP67 actuating force: 300g screw connection PG13.5 mounting distance 30x60mm type FD503 | | |
| For models: | CA120, CA55, CA90, CAP7, CAP7E, ED550, ED650E, ED650S, RCA1100, RCA1200, RCA1200i, SO55, SO55-400V3-50Hz-MARINE, SO55-440V3-60Hz-MARINE, SO55E | | |


| | | | |
|---|--|-----------------|-------------------|
|  | | | |
| 1 | | | |
| Part No. | 345057 | Ref. No. | 120320 H120320 |
| description | position switch cast aluminum 1NO/1NC 400V 3A L 98mm W 40mm H 35mm protection IP67 actuating force: 450g screw connection PG13.5 mounting distance 30x60mm | | |
| For models: | AC101, AC151, AC181, AC201, AC241, AC91, EDT100, EDT140, EDT170, EDT200, EDT230, EDT85 | | |


system switches (ROLD)

| | | | |
|---|---|-----------------|-------|
|  | | | |
| 1 | | | |
| Part No. | 359244 | Ref. No. | 32916 |
| description | blank ø 12.2mm grey (RAL7001) | | |
| For models: | C3, C35, C4, C43, C43-2, C43ALTA, C43D, C48, C48-2, C48D, C48D-2, C48DDL, C48DL, C48E, C53, C53D, C6, C60, C60D, C81, CA120, CA90, CR43, CR43D, CR48, CR48D, ED650E, ED650S, SP35, SP35-2, SP35ALTA, SP35D, SP40, SP40-2, SP40D, SP40D-2, SP40DDL, SP40DL, SP40E, SP45, SP45D, SP5, SP50, SP50-400V, SP50-440V, SP50D, SP81, SPB35, SPR36, SPR36D...(Other models you can see in the webshop) | | |


| | | | |
|---|-------------------------------|-----------------|-------|
|  | | | |
| 1 | | | |
| Part No. | 359249 | Ref. No. | 32196 |
| description | blank ø 12.2mm grey (RAL7015) | | |
| For models: | APS60, APSE60, FW50 | | |



| | | | |
|---|---|-----------------|-------|
|  | | | |
| 1 | | | |
| Part No. | 345537 | Ref. No. | 37947 |
| description | element holder mounting measurements 20.6x16.4mm grey arched for push buttons 13x17mm | | |
| For models: | C35E, SPB35E | | |


| | | | |
|---|---|-----------------|-------------------|
|  | | | |
| 1 | | | |
| Part No. | 345131 | Ref. No. | 190140 H190140 |
| description | element holder mounting measurements 28.5x28.5mm grey single element holder | | |


| | | | |
|---|--|-----------------|-------|
|  | | | |
| 1 | | | |
| Part No. | 359241 | Ref. No. | 33247 |
| description | element holder mounting ø 16mm flat grey | | |
| For models: | APS43, APS48, APS48B, APS53, APS60, APSE43, APSE48, APSE53, APSE60, C3, C35, C4, C43, C43-2, C43ALTA, C43D, C48, C48-2, C48D, C48D-2, C48DDL, C48DL, C48E, C53, C53D, C6, C60, C60D, C6D, C81, C90, CA120, CA90, CDN3, CDN4, CR43, CR43D, CR48, CR48D, DP35, DP35-2, DP35D, DP35D-2, DP40, DP40-2, DP40D, DP40D-2, DP40D-rib2, DP40-rib2, DP45...(Other models you can see in the webshop) | | |





| | | | |
|---|--|-----------------|-------|
|  | | | |
| 1 | | | |
| Part No. | 345601 | Ref. No. | 32891 |
| description | indicator lamp holder V ø 11mm | | |
| For models: | APS43, APS48, APS48B, APS53, APS60, APSE43, APSE48, APSE53, APSE60, C3, C35, C4, C43, C43-2, C43ALTA, C43D, C48, C48-2, C48D, C48D-2, C48DDL, C48DL, C48E, C53, C53D, C6, C60, C60D, C6D, C81, C90, CA120, CA90, CDN3, CDN4, CR43, CR43D, CR48, CR48D, DP35, DP35-2, DP35D, DP35D-2, DP40, DP40-2, DP40D, DP40D-2, DP40D-rib2, DP40-rib2, DP45...(Other models you can see in the webshop) | | |


| | | | |
|---|--|-----------------|-----------------------|
|  | | | |
| 1 | | | |
| Part No. | 359350 | Ref. No. | 34236 |
| description | indicator light 230V blue connection male faston 6.3mm ø 11mm | | |
| For models: | C35, C43, C43-2, C43ALTA, C43D, C48, C48-2, C48D, C48D-2, C48DDL, C48DL, C53, C53D, C6, C60, C60D, C6D, CDN3, CDN4, CR43, CR43D, CR48, CR48D, DP35, DP35-2, DP35D, DP35D-2, DP40, DP40-2, DP40D, DP40D-2, DP40D-rib2, DP40-rib2, DP45, DP45D, DP50, DP50D, SP35, SP35-2, SP35ALTA, SP35D, SP40, SP40-2, SP40D, SP40D-2, SP40DDL, SP40DL, SP45, SP45D, SP5...(Other models you can see in the web-shop) | | |
| accessories for | 359350 | | |
|  | Part No. | 345601 | Ref. No. 32891 |


| | | | |
|---|--|-----------------|-------|
|  | | | |
| 1 | | | |
| Part No. | 346808 | Ref. No. | 34198 |
| description | indicator light lens ø 12.2mm blue | | |
| For models: | C35, C43, C43-2, C43ALTA, C43D, C48, C48-2, C48D, C48D-2, C48DDL, C48DL, C53, C53D, C6, C60, C60D, C6D, CDN3, CDN4, CR43, CR43D, CR48, CR48D, DP35, DP35-2, DP35D, DP35D-2, DP40, DP40-2, DP40D, DP40D-2, DP40D-rib2, DP40-rib2, DP45, DP45D, DP50, DP50D, SP35, SP35-2, SP35ALTA, SP35D, SP40, SP40-2, SP40D, SP40D-2, SP40DDL, SP40DL, SP45, SP45D, SP5...(Other models you can see in the web-shop) | | |


| | | | |
|---|---|-----------------|-------|
|  | | | |
| 1 | | | |
| Part No. | 359247 | Ref. No. | 32868 |
| description | indicator light lens ø 12.2mm green | | |
| For models: | APS43, APS48, APS48B, APS53, APS60, APSE43, APSE48, APSE53, APSE60, C3, C35, C4, C43, C43-2, C43ALTA, C43D, C48, C48-2, C48D, C48D-2, C48DDL, C48DL, C48E, C53, C53D, C6, C60, C60D, C6D, C81, C90, CA120, CA90, CR43, CR43D, CR48, CR48D, DP35, DP35-2, DP35D, DP40, DP40-2, DP40D, DP40D-rib2, DP45, DP45D, DP50, DP50D, ED650E, ED650S...(Other models you can see in the webshop) | | |

| | | | |
|---|--|-----------------|------------------|
|  | | | |
| 1 | | | |
| Part No. | 359245 | Ref. No. | 32867 32i4248 |
| description | indicator light lens ø 12.2mm red | | |
| For models: | APS43, APS48, APS48B, APS53, APS60, APSE43, APSE48, APSE53, APSE60, C43, C43ALTA, C43D, C48, C48D, C48DDL, C48DL, C53, C53D, C60, C60D, CR43, CR43D, CR48, CR48D, ED650E, ED650S, FW35, FW40, FW40B, FW45, FW50, SP35, SP35ALTA, SP35D, SP40, SP40D, SP40DDL, SP40DL, SP45, SP45D, SP50, SP50-400V, SP50-440V, SP50D, SPR36, SPR36D, SPR41, SPR41D | | |


| | | | |
|---|--|-----------------|-------|
|  | | | |
| 1 | | | |
| Part No. | 359246 | Ref. No. | 32869 |
| description | indicator light lens ø 12.2mm yellow | | |
| For models: | APS43, APS48, APS48B, APS53, APS60, APSE43, APSE48, APSE53, APSE60, C3, C35, C4, C43, C43-2, C43ALTA, C43D, C48, C48-2, C48D, C48D-2, C48DDL, C48DL, C48E, C53, C53D, C6, C60, C60D, C6D, C81, C90, CA120, CA90, CDN3, CDN4, CR43, CR43D, CR48, CR48D, DP35, DP35-2, DP35D, DP35D-2, DP40, DP40-2, DP40D, DP40D-2, DP40D-rib2, DP40-rib2, DP45...(Other models you can see in the webshop) | | |


| | | | |
|--|---|-----------------|-------|
|  | | | |
| 1 | | | |
| Part No. | 345130 | Ref. No. | 29529 |
| description | momentary switch unit 1NO 250V 16A connection male faston 6.3mm | | |
| For models: | APS43, APS48, APS48B, APS53, APS60, C3, C35, C4, C43, C43-2, C43ALTA, C43D, C48, C48-2, C48D, C48D-2, C48DDL, C48DL, C48E, C53, C53D, C6, C60, C60D, C6D, C81, CDN3, CDN4, CR43, CR43D, CR48, CR48D, DP35, DP35-2, DP35D, DP35D-2, DP40, DP40-2, DP40D, DP40D-2, DP40D-rib2, DP40-rib2, DP45, DP45D, DP50, DP50D, FW35, FW40, FW40B, FW45...(Other models you can see in the webshop) | | |


| | | | |
|--|---|-----------------|---------|
|  | | | |
| 1 | | | |
| Part No. | 347193 | Ref. No. | H130449 |
| description | momentary switch unit 1NO 250V 16A connection male faston 6.3mm | | |


| | | | |
|--|---|-----------------|-------|
|  | | | |
| 1 | | | |
| Part No. | 345606 | Ref. No. | 32870 |
| description | momentary switch unit 2CO 250V 16A connection male faston 6.3mm | | |
| For models: | APS43, APS48, APS53, APS60, APSE43, APSE48, APSE53, APSE60 | | |




| | | | |
|---|--|-----------------|-------|
|  | | | |
| 1 | | | |
| Part No. | 359243 | Ref. No. | 32890 |
| description | push button ø 11.9mm grey | | |
| For models: | APS43, APS48, APS48B, APS53, APS60, APSE43, APSE48, APSE53, APSE60, C3, C35, C4, C43, C43-2, C43ALTA, C43D, C48, C48-2, C48D, C48D-2, C48DDL, C48DL, C48E, C53, C53D, C6, C60, C60D, C6D, C81, CDN3, CDN4, CR43, CR43D, CR48, CR48D, DP35, DP35-2, DP35D, DP35D-2, DP40, DP40-2, DP40D, DP40D-2, DP40D-rib2, DP40-rib2, DP45, DP45D, DP50, DP50D, FW35, FW40...(Other models you can see in the webshop) | | |


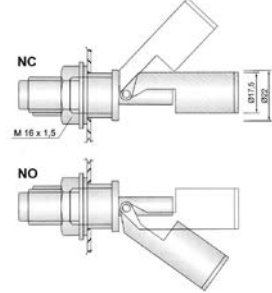
| | | | |
|---|-------------------------------|-----------------|-------|
|  | | | |
| 1 | | | |
| Part No. | 345539 | Ref. No. | 37946 |
| description | push button size 17x13mm grey | | |
| For models: | C35E, SPB35E | | |

| | | | |
|---|--|-----------------|-------|
|  | | | |
| 1 | | | |
| Part No. | 345719 | Ref. No. | 32872 |
| description | switch 1CO 250V 16A connection male faston 6.3mm | | |
| For models: | APS43, APS48, APS48B, APS53, APS60, APSE43, APSE48, APSE53, APSE60, C3, C35, C4, C43, C43-2, C43ALTA, C43D, C48, C48-2, C48D, C48D-2, C48DDL, C48DL, C53, C53D, C6, C60, C60D, C81, CR43, CR43D, CR48, CR48D, DP35, DP35-2, DP35D, DP40, DP40-2, DP40D, DP40-rib2, DP45, DP45D, DP50, DP50D, FW35, FW40, FW40B, FW45, FW50, RSP40, RSP50...(Other models you can see in the webshop) | | |


| | | | |
|---|--|-----------------|-------|
|  | | | |
| 1 | | | |
| Part No. | 345651 | Ref. No. | 33596 |
| description | switch 2CO 250V 16A connection male faston 6.3mm | | |
| For models: | C43-2, C43D, C48-2, C48D, C48D-2, C48DDL, C53D, C60D, C6D, CDN3, CDN4, CR43D, CR48D, DP35D, DP35D-2, DP40D, DP40D-2, DP40D-rib2, DP45D, DP50D, SP35-2, SP35D, SP40-2, SP40D, SP40D-2, SP40DDL, SP45D, SP50D, SP5D, SPR36D, SPR41D, STS43D, STS43D-2, STS48D, STS48D-2, STS48D-rib2, STS53D, STS60D, TDN4-2rib, TNTDN5, TN-TDN6 | | |


| | | | |
|---|--|-----------------|-------|
|  | | | |
| 1 | | | |
| Part No. | 347098 | Ref. No. | 32873 |
| description | switch 2CO 250V 16A connection male faston 6.3mm | | |
| For models: | C35E, C48E, RSP40A, RSP50A, SP40E, SPB35E | | |


float switches

| | | | |
|--|--|-----------------|-------------------|
|  | | | |
| 1 | | | |
|  | | | |
| Part No. | 345822 | Ref. No. | 120358 H120358 |
| description | float switch thread M16x1.5 1NO or 1NC ø 17.4mm L 98mm mounting ø 16mm 250V 0.5A cable cable length 2000mm | | |
| For models: | 60BT, SD5BT | | |

rotary switches

| | | | |
|---|---|-----------------|---------|
| BREMAS | | | |
| A1200 series | | | |
|  | | | |
| 1 | | | |
| Part No. | 345019 | Ref. No. | H120712 |
| description | rotary switch sets of contacts 2 2 0-1 type CA0120002 380V 12A shaft ø 5x5mm shaft L 23mm shaft square connection screw | | |
| For models: | EDT85, TR100, TR90, TR-E90 | | |

| | | | |
|--|---|-----------------|---------|
| A1600 series | | | |
|  | | | |
| 1 | | | |
| Part No. | 300222 | Ref. No. | H120715 |
| description | rotary switch 3 0-1-2 sets of contacts 4 type CS0167133 400V 16A shaft ø 5x5mm shaft L 24mm shaft square connection screw | | |
| For models: | EDT140, EDT170, EDT200, EDT230, TR140, TR170, TR200 | | |

| | | | |
|--|---|-----------------|-------------------|
|  | | | |
| 1 | | | |
| Part No. | 345838 | Ref. No. | 120744 H120744 |
| description | rotary switch 3 0-1-2 sets of contacts 4 type CS0168505 400V 16A shaft ø 5x5mm shaft L 23mm shaft square connection screw | | |
| For models: | RCA1100 | | |



1

| | | | |
|--------------------|---|-----------------|-------------------------------|
| Part No. | 300330 | Ref. No. | 110805 H110805 old version |
| description | rotary switch 3 1-0-2 sets of contacts 2 type CS0168351 400V 16A shaft \varnothing 5x5mm shaft L 25mm shaft square connection screw | | |

A1700 series



1

| | | | |
|--------------------|--|-----------------|---------|
| Part No. | 300262 | Ref. No. | H110805 |
| description | rotary switch 3 1-0-2 sets of contacts 2 400V 16A shaft \varnothing 5x5mm shaft L 25mm shaft square connection screw | | |
| For models: | EDT140, EDT170, EDT200, EDT230, TR140, TR170, TR200 | | |



1

| | | | |
|--------------------|---|-----------------|---------|
| Part No. | 345007 | Ref. No. | H120713 |
| description | rotary switch 4 0-1-2-3 sets of contacts 6 type CS0178766 400V 20A shaft \varnothing 5x5mm shaft L 25mm shaft square connection screw | | |
| For models: | C98, EDI5, LO61, LO62, RCA1200, RCA1200i | | |

A2500 series



1

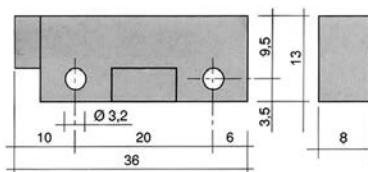
| | | | |
|--------------------|---|-----------------|---------|
| Part No. | 347687 | Ref. No. | H120733 |
| description | rotary switch 3 0-1-2 sets of contacts 4 type CS0257997 600V 32A shaft \varnothing 5x5mm shaft L 24mm shaft square connection screw | | |


magnetic switches

36x13mm



1

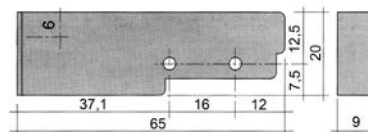


| | | | |
|---|---|-----------------|-----------------------|
| Part No. | 345335 | Ref. No. | 33188 |
| description | magnetic switch L 36mm W 13mm 1NO 250V 0.04A P max. 10W connection cable length 960mm | | |
| For models: | 60BT, 60BT-3, 60EBT, AP43E, AP48E, AP53E, AP60E, APS43, APS48, APS48B, APS53, APS60, APSE43, APSE48, APSE53, APSE60, C35, C35E, C43, C43-2, C43ALTA, C43D, C43DE, C43E, C46DE, C46E, C48, C48-2, C48D, C48D-2, C48DDL, C48DL, C48E, C53, C53D, C53DE, C53E, C6, C60, C60D, C60DE, C60E, C68DE, C68E, C68EBT, C6D, C6DE, C6E, C81, C81E... (Other models you can see in the webshop) | | |
| accessories for | 345335 | | |
| | Part No. | 519049 | Ref. No. 32969 |
|  | magnet \varnothing mm L 63mm H 10.7mm W 18.8mm hole distance 52mm M2 hole \varnothing 2mm | | |

65x20mm



1



| | | | |
|--------------------|---|-----------------|----------------------------|
| Part No. | 345122 ¹ | Ref. No. | 120342 32968 H120342 |
| description | magnetic switch L 65mm W 20mm 1NO 24V 8A P max. 192W connection male faston 6.3mm cable length 344mm | | |
| For models: | AC101, AC151, AC181, AC201, AC241, AC91, CAP10, CAP10BT, CAP10DE, CAP12, CAP12DE, CAP12EBT, CAP7E, ED600-95, ED700-90, ED900-90, EDI13, EDI13ALTA, EDI5, EDI6, EDI8, EDT100, EDT140, EDT170, EDT200, EDT230, EDT85, HT100, HT150, HTP195, HTP205, HTP220, LO122, LO134, LO134ALTA, LO60, LO61, LO67, LO78, LO83, RLO200, RLO300, RLO400, SO100, SO100-400V3-50Hz-MARINE, SO100-440V3-60Hz-MARINE, SO120, TR100, TR140, TR170... (Other models you can see in the webshop) | | |

¹with coded connector



1

| | | | |
|------------------------|--|-----------------|-------------------|
| Part No. | 345116 | Ref. No. | 32968 |
| description | magnetic switch L 65mm W 20mm 1NO 250V 0.4A P max. 100W connection cable cable length 3000mm | | |
| accessories for | 345116 | | |
| | Part No. | 345399 | Ref. No. — |
| | magnet ø 3.3mm L 40mm H 8mm W 13mm hole distance 30mm M3 | | |

miscellaneous

1

| | | | |
|--------------------|--|-----------------|---------|
| Part No. | 347477 | Ref. No. | H120317 |
| description | magnetic switch cable length 520mm | | |
| For models: | EDT100, EDT140, EDT170, EDT200, EDT230, EDT85, TR100, TR140, TR170, TR200, TR230, TR90, TR-E100, TR-E150, TR-E170, TR-E200, TRE230, TR-E90 | | |

accessories

magnets

1

| | | | |
|------------------------|--|-----------------|-----------------------|
| Part No. | 519049 | Ref. No. | 32969 |
| description | magnet ømm L 63mm H 10.7mm W 18.8mm hole distance 52mm M2 hole ø 2mm | | |
| For models: | 60BT, 60BT-3, 60EBT, APS43, APS48, APS48B, APS53, APS60, APSE43, APSE48, APSE53, APSE60, C35, C35E, C43, C43-2, C43ALTA, C43D, C43DE, C43E, C46DE, C46E, C48, C48-2, C48D, C48D-2, C48DDL, C48DL, C48E, C53, C53D, C53DE, C53E, C6, C60, C60D, C60DE, C60E, C68DE, C68E, C68EBT, C6D, C6DE, C6E, C81, C81E, C81EBT, C90, C90DE, C90DE2...(Other models you can see in the webshop) | | |
| accessories for | 519049 | | |
| | Part No. | 560095 | Ref. No. 25684 |
| | sheet metal screws ø 2.9mm L 9.5mm SS Qty 20 pcs DIN 7981/ ISO 7049 head ø 5.6mm oval head | | |

control equipment

SCHLEGEL

push buttons

1

| | | | |
|--------------------|--|-----------------|-------|
| Part No. | 345932 | Ref. No. | 25460 |
| description | momentary switch unit mounting measurements ø16/24x24mm type momentary black/blue square | | |

1

| | | | |
|--------------------|---|-----------------|-------|
| Part No. | 345930 | Ref. No. | 25454 |
| description | momentary switch unit mounting measurements ø16/24x24mm type momentary black/red square | | |
| For models: | T6-80 | | |

switch blocks

1

| | | | |
|--------------------|---|-----------------|-------|
| Part No. | 359194 | Ref. No. | 25456 |
| description | contact block latching 1NC/1NO connection male faston 2.8mm illuminable socket T5.5K type AFL | | |
| For models: | T6-80 | | |

1



| | | | |
|--------------------|--|-----------------|-------|
| Part No. | 359186 | Ref. No. | 25457 |
| description | contact block momentary 1NC/1NO connection male faston 2.8mm illuminable socket T5.5K type ATL | | |
| For models: | T6-80 | | |

ABB

1



| | | | |
|--------------------|--|-----------------|---------|
| Part No. | 348089 | Ref. No. | H130410 |
| description | contact block ABB MCB-01 1NC max 400V 8A black/red | | |
| For models: | EDT100, EDT140, EDT170, EDT200, EDT230, EDT85 | | |




| | | | |
|---|--|-----------------|-------------------------|
|  | | | |
| 1 | | | |
| Part No. | 347987 | Ref. No. | H130411 |
| description | contact block ABB MCB-10 1NO max 400V 8A black/green | | |
| For models: | EDT100, EDT140, EDT170, EDT200, EDT230, EDT85 | | |
| accessories for | 347987 | | |
|  | Part No. | 347986 | Ref. No. H130413 |
| | push button mounting measurements ø22mm green | | |

ø22mm

push buttons


| | | | |
|---|--|-----------------|-------------------------|
|  | | | |
| 1 | | | |
| Part No. | 347986 | Ref. No. | H130413 |
| description | push button mounting measurements ø22mm green | | |
| For models: | EDT100, EDT140, EDT170, EDT200, EDT230, EDT85 | | |
| accessories for | 347986 | | |
|  | Part No. | 347987 | Ref. No. H130411 |
| | contact block ABB MCB-10 1NO max 400V 8A black/green | | |


switches (complete)

| | | | |
|---|--|-----------------|-------------------|
|  | | | |
| 1 | | | |
| Part No. | 347573 | Ref. No. | 130453 H130453 |
| description | emergency stop switch complete yellow/red | | |
| For models: | AC101, AC151, AC181, AC201, AC241, AC91, EDT100, EDT140, EDT170, EDT200, EDT230, EDT85, TR100, TR140, TR170, TR200, TR230, TR90, TR-E100, TR-E150, TR-E170, TR-E200, TR-E230 | | |


TELEMECANIQUE (EFA)


XA2 series


| | | | |
|---|--|-----------------|-------|
|  | | | |
| 1 | | | |
| Part No. | 345220 | Ref. No. | 30079 |
| description | contact block EFA ZB2BE101 1NO max 230V 10(6)A black | | |
| For models: | DP50D-115V, ED650S-90 | | |


| | | | |
|---|--|-----------------|-------|
|  | | | |
| 1 | | | |
| Part No. | 345221 | Ref. No. | 29248 |
| description | contact block EFA ZB2BE102 1NC max 230V 10(6)A black | | |
| For models: | DP50D-115V, ED630-90, ED650S-90 | | |

XB2 series


| | | | |
|--|--|-----------------|-------|
|  | | | |
| 1 | | | |
| Part No. | 345935 | Ref. No. | 31963 |
| description | contact block 1NO | | |
| For models: | C90, CA120, CA90, DP50D-115V, ED600-95, ED650E, ED650S, ED700-90, ED900-90, LO122, LO50, LO60, LO78, RLO50, SMW15, US-X501 | | |


| | | | |
|--|--|-----------------|-------|
|  | | | |
| 1 | | | |
| Part No. | 345220 | Ref. No. | 30079 |
| description | contact block EFA ZB2BE101 1NO max 230V 10(6)A black | | |
| For models: | DP50D-115V, ED650S-90 | | |


| | | | |
|---|--|-----------------|-------|
|  | | | |
| 1 | | | |
| Part No. | 345221 | Ref. No. | 29248 |
| description | contact block EFA ZB2BE102 1NC max 230V 10(6)A black | | |
| For models: | DP50D-115V, ED630-90, ED650S-90 | | |


| | | | |
|--|---|-----------------|-------|
|  | | | |
| 1 | | | |
| Part No. | 345937 | Ref. No. | 34035 |
| description | contact block with holder 1NO | | |
| For models: | C90, CA120, CA90, ED650E, ED650S, EDI13, EDI13ALTA, EDI6, EDI8, LO134, LO134ALTA, LO50, LO67, LO83, RLO200, RLO300, RLO400, RLO50, SMW15, US-X501 | | |





| | | | |
|---|---|-----------------|-------|
|  | | | |
| 1 | | | |
| Part No. | 345938 | Ref. No. | 34036 |
| description | contact block with holder 1NO/1NC | | |
| For models: | C90, CA120, CA90, DP50D-115V, ED650E, ED650S, LO50, RLO50, SMW15, US-X501 | | |


| switches (complete) | | | |
|---|---|-----------------|-------|
|  | | | |
| 1 | | | |
| Part No. | 345933 | Ref. No. | 26931 |
| description | rotary selector mounting measurements ø22mm | | |
| For models: | ED630-90, ED650S, ED650S-90 | | |


| rotary switches | | | |
|--|---|-----------------|-------|
|  | | | |
| 1 | | | |
| Part No. | 345222 | Ref. No. | 32069 |
| description | rotary selector mounting measurements ø22mm black latching sequence 0-1 | | |
| For models: | C90, CA120, CA90, ED650E, ED650S, EDI13, EDI13ALTA, EDI6, EDI8, LO134, LO134ALTA, LO50, LO67, LO83, RLO200, RLO300, RLO400, RLO50, SMW15, US-X501 | | |


| | | | |
|---|--|-----------------|----------------|
|  | | | |
| 1 | | | |
| Part No. | 345223 | Ref. No. | 31053 31420 |
| description | rotary selector mounting measurements ø22mm black latching sequence 1-0-2 | | |
| For models: | C90, CA120, CA90, DP50D-115V, ED630-90, ED650E, ED650S, ED650S-90, LO50, RLO50, SMW15, US-X501 | | |

| | | | |
|---|---|-----------------|-------|
|  | | | |
| 1 | | | |
| Part No. | 347410 | Ref. No. | 32065 |
| description | rotary selector mounting measurements ø22mm green latching sequence 0-1 | | |
| For models: | ED600-95, ED700-90, ED900-90, LO122, LO60, LO78 | | |


| ZB2 series | | | |
|--|---|-----------------|-------|
| push buttons | | | |
|  | | | |
| 1 | | | |
| Part No. | 347934 | Ref. No. | 36871 |
| description | push button mounting measurements ø22mm black | | |

| miscellaneous | | | |
|--|---|-----------------|-------|
|  | | | |
| 1 | | | |
| Part No. | 345936 | Ref. No. | 31962 |
| description | contact block 1NC | | |
| For models: | C90, CA120, CA90, DP50D-115V, ED650E, ED650S, LO50, RLO50, SMW15, US-X501 | | |

| | | | |
|---|---|-----------------|-------|
|  | | | |
| 1 | | | |
| Part No. | 347932 | Ref. No. | 32070 |
| description | indicator socket L 39mm 1-pole | | |
| For models: | ED600-95, ED700-90, ED900-90, LO122, LO60, LO78 | | |

| | | | |
|--|--|-----------------|-------|
|  | | | |
| 1 | | | |
| Part No. | 347493 | Ref. No. | 32071 |
| description | signal element blue L 28mm socket bayonet 2mm with gasket ø 30mm | | |
| For models: | ED600-95, ED700-90, ED900-90, LO122, LO60, LO78 | | |

encoders and potentiometers

| | | | |
|--|--|-----------------|-------|
|  | | | |
| 1 | | | |
| Part No. | 403273 | Ref. No. | 34908 |
| description | encoder rotation 135° shaft ø 6mm shaft L 5mm cycle ø 26mm | | |
| For models: | EDI13, EDI13ALTA, EDI6, EDI8, LO134, LO134ALTA, LO67, LO83, RLO200, RLO300, RLO400 | | |



lamps

indicator lights

indicator light lenses

ø10mm (type SRZ-2)



1

| | | | |
|--------------------|---|-----------------|-------|
| Part No. | 359359 | Ref. No. | 34605 |
| description | indicator light housings mounting measurements ø10mm green square | | |
| For models: | 60BT, 60BT-3, C98, CA55, CAP7, ED550, EDI5, GS-X1011, GS-X1011-2, GS-X1011-WEH, GS-X1011-WEH-2, GS-X1021, GS-X1021-2, GS-X1021-2rib, GS-X1021-WEH, GS-X1021-WEH-2, GS-X1021-WEH-2rib, LO61, LO62, SD5BT, SO55, SO55-400V3-50Hz-MARINE, SO55-440V3-60Hz-MARINE, VS-X313, VS-X313-LP-DOS, VS-X515, VS-X515-LP-DOS | | |



1

| | | | |
|--------------------|---|-----------------|-------|
| Part No. | 359808 | Ref. No. | 34627 |
| description | indicator light housings mounting measurements ø10mm green temperature | | |
| For models: | C98, CA55, CAP7, ED550, EDI5, GS-X1011, GS-X1011-2, GS-X1011-WEH, GS-X1011-WEH-2, GS-X1021, GS-X1021-2, GS-X1021-2rib, GS-X1021-WEH, GS-X1021-WEH-2, GS-X1021-WEH-2rib, LO61, LO62, SO55, SO55-400V3-50Hz-MARINE, SO55-440V3-60Hz-MARINE, VSX313, VS-X313-LP-DOS, VS-X515, VS-X515-LP-DOS | | |



1

| | | | |
|--------------------|---|-----------------|-------|
| Part No. | 359358 | Ref. No. | 34604 |
| description | indicator light housings mounting measurements ø10mm orange square | | |
| For models: | 60BT, 60BT-3, C98, CA55, CAP7, ED550, EDI5, GS-X1011, GS-X1011-2, GS-X1011-WEH, GS-X1011-WEH-2, GS-X1021, GS-X1021-2, GS-X1021-2rib, GS-X1021-WEH, GS-X1021-WEH-2, GS-X1021-WEH-2rib, LO61, LO62, SD5BT, SO55, SO55-400V3-50Hz-MARINE, SO55-440V3-60Hz-MARINE, VS-X313, VS-X313-LP-DOS, VS-X515, VS-X515-LP-DOS | | |

indicator lamps for socket type SRZ / SDK / SDY / SFK



1

| | | | |
|--------------------|--|-----------------|-------|
| Part No. | 359130 | Ref. No. | 28870 |
| description | indicator lamp 230V clear connection male faston 6.3mm ø 8mm | | |
| For models: | APS43, APS48, APS53, APS60, C3, C35, C4, C43, C43-2, C43ALTA, C43D, C48, C48-2, C48D, C48D-2, C48DDL, C48DL, C53, C53D, C6, C60, C60D, C6D, C98, CA55, CAP7, CDN3, CDN4, CM43, CM48, CM52, CM60, CMD43, CMD48, CMD52, CR43, CR43D, CR48, CR48D, DP35, DP35-2, DP35D, DP35D-2, DP40, DP40-2, DP40D, DP40D-2, DP40D-rib2, DP40-rib2, DP45... (Other models you can see in the webshop) | | |



1

| | | | |
|--------------------|--|-----------------|-------|
| Part No. | 359129 | Ref. No. | 33187 |
| description | indicator lamp 24V clear connection male faston 6.3mm | | |
| For models: | APS43, APS48, APS48B, APS53, APS60, APSE43, APSE48, APSE53, APSE60, C48E, C81, C90, CA120, CA90, CAP7, ED650E, ED650S, FW35, FW40, FW40B, FW45, FW50, LO50, RLO50, SMW15, SO55, SP40E, SP81, US-X501 | | |

| | | | |
|--------------------|--|-----------------|-------|
| Part No. | 359132 | Ref. No. | 32892 |
| description | indicator lamp green 250V connection male faston 6.3mm protection IP54 ambient temperature max. 85°C | | |
| For models: | 60BT, 60BT-3, C35, C43, C43-2, C43ALTA, C43D, C48, C48-2, C48D, C48D-2, C48DDL, C48DL, C48E, C53, C53D, C6, C60, C60D, C6D, C98, CA55, CAP7, CR43, CR43D, CR48, CR48D, DP35, DP35-2, DP35D, DP40, DP40-2, DP40D, DP40-rib2, DP45, DP45D, DP50, DP50D, ED550, EDI5, GS-X1011, GS-X1011-2, GS-X1011-WEH, GS-X1011-WEH-2, GS-X1021, GS-X1021-2, GS-X1021-2rib, GS-X1021-WEH, GS-X1021-WEH-2, GSX1021-WEH-2rib...(Other models you can see in the webshop) | | |

| | | | |
|------------------------|---|-----------------|-----------------------|
| Part No. | 359350 | Ref. No. | 34236 |
| description | indicator light 230V blue connection male faston 6.3mm ø 11mm | | |
| For models: | C35, C43, C43-2, C43ALTA, C43D, C48, C48-2, C48D, C48D-2, C48DDL, C48DL, C53, C53D, C6, C60, C60D, C6D, CDN3, CDN4, CR43, CR43D, CR48, CR48D, DP35, DP35-2, DP35D, DP35D-2, DP40, DP40-2, DP40D, DP40D-2, DP40D-rib2, DP40-rib2, DP45, DP45D, DP50, DP50D, SP35, SP35-2, SP35ALTA, SP35D, SP40, SP40-2, SP40D, SP40D-2, SP40DDL, SP40DL, SP45, SP45D, SP5... (Other models you can see in the web-shop) | | |
| accessories for | 359350 | | |
| | Part No. | 345601 | Ref. No. 32891 |
| | indicator lamp holder V ø 11mm | | |

lamps

neon light bulbs





1

| | | | |
|------------------------|---|-----------------|----------------------------|
| Part No. | 359000 | Ref. No. | 130138 26929 H130138 |
| description | neon light bulb socket Ba9s 24V 3W clear ø 10mm L 24mm | | |
| For models: | AC151, AC181, AC201, AC241, EDT140, EDT170, EDT200, EDT230 | | |
| accessories for | 359000 | | |
| | Part No. | 359060 | Ref. No. — |
| | lamp socket mounting measurements ø16.2mm socket E10 connection screw | | |
| | Part No. | 359063 | Ref. No. — |
| | lamp socket mounting measurements ø19.2mm socket E14 connection screw | | |
| | Part No. | 359064 | Ref. No. — |
| | lamp socket mounting measurements ø22.3mm socket E14 connection screw 250/380V ambient temperature at 1W 100°C ambient temperature at 2W 85°C | | |
| | Part No. | 359685 | Ref. No. — |
| | lamp socket mounting measurements ø16.2mm socket E10 | | |
| | Part No. | 359832 | Ref. No. — |
| | lamp socket mounting measurements ø16.2mm socket Ba9s connection male faston 6.3mm | | |

Table continues overleaf





| | | | |
|---|---|--------|-------------------|
| accessories for | 359000 | | |
|  | Part No. | 359853 | Ref. No. — |
| | lamp socket mounting measurements ø18.2mm socket Ba9s connection male faston 6.3mm | | |
|  | Part No. | 359988 | Ref. No. — |
| | lamp socket mounting measurements ø30.5mm 250V connection F6.3 temp.-resist. 55°C E14 | | |


indicator lights (complete)

ø13mm


with plug-in socket


| | | | |
|---|---|-----------------|-------|
|  | 1 | | |
| Part No. | 359142 | Ref. No. | 30844 |
| description | indicator light ø 13mm green 230V connection male faston 6.3mm temp.-resist. 120°C Qty 1 pcs | | |
| For models: | BPN48, BPS43, BPS52, ED630-90, UNI43C, UNI43R, UNI43RD, UNI48C, UNI48CD, UNI48R, UNI48RD, UNI53C, UNI53R, UNI53RD, UNI60C | | |


| | | | |
|---|--|-----------------|-------|
|  | 1 | | |
| Part No. | 359141 | Ref. No. | 25478 |
| description | indicator light ø 13mm red 230V connection male faston 6.3mm temp.-resist. 120°C Qty 1 pcs | | |
| For models: | BPN48, BPS43, BPS52, E36, E40, E43, E50, ED600-95, ED630-90, ED650E, ED650E-90, ED650S, ED650S-90, ED700-90, ED900-90, LO122, LO60, LO78, M60, T6-80, UNI43C, UNI43R, UNI43RD, UNI48C, UNI48CD, UNI48R, UNI48RD, UNI53C, UNI53R, UNI53RD, UNI60C | | |


| | | | |
|---|---|-----------------|----------------|
|  | 1 | | |
| Part No. | 359143 | Ref. No. | 25479 25480 |
| description | indicator light ø 13mm yellow 230V connection male faston 6.3mm temp.-resist. 120°C Qty 1 pcs | | |
| For models: | BPN48, BPS43, BPS52, E36, E40, E43, E50, ED630-90, ED650E, ED650E-90, ED650S, ED650S-90, M60, T6-80, UNI43C, UNI43R, UNI43RD, UNI48C, UNI48CD, UNI48R, UNI48RD, UNI53C, UNI53R, UNI53RD, UNI60C | | |


28.5x28.5mm

| | | | |
|---|---|-----------------|-------|
|  | 1 | | |
| Part No. | 345926 | Ref. No. | 28788 |
| description | indicator light housings mounting measurements 28.5x28.5mm orange connection cycle | | |
| For models: | CM43, CM48, CM52, CMD43, CMD48, CMD52, CMD60, E36, E40, E40-2F, E43, E50, K80F, K80G, NK43, NK48, NK52, NK60, NKD43, NKD48, NKD52, NKD60, T3-80, T4-80, T5-80 | | |

| | | | |
|---|--|-----------------|-------|
|  | 1 | | |
| Part No. | 345927 | Ref. No. | 28789 |
| description | indicator light housings mounting measurements 28.5x28.5mm red level | | |
| For models: | CM43, CM48, E36, E40, E40-2F, E43, K80F, K80G, NK43, NK48, T3-80, T4-80, T5-80 | | |

| | | | |
|---|--|-----------------|-------|
|  | 1 | | |
| Part No. | 359800 | Ref. No. | 29665 |
| description | indicator light housings mounting measurements 28.5x28.5mm green | | |
| For models: | INDY43F, INDY48F, INDY53F, INDY60F | | |

| | | | |
|---|--|-----------------|-------|
|  | 1 | | |
| Part No. | 359799 | Ref. No. | 29012 |
| description | indicator light housings mounting measurements 28.5x28.5mm red | | |
| For models: | CM48, CM52, INDY43F, INDY48F, INDY53F, INDY60F, TS43, TS48 | | |

| | | | |
|---|--|-----------------|-------|
|  | 1 | | |
| Part No. | 359798 | Ref. No. | 29011 |
| description | indicator light housings mounting measurements 28.5x28.5mm yellow | | |
| For models: | CM48, CM52, CMD43, CMD52, INDY43F, INDY48F, INDY53F, INDY60F, TS43, TS48 | | |

screw-on/push-on fit

neon light bulbs











| | | | |
|---|---|-----------------|----------------------------|
|  | 1 | | |
| Part No. | 359000 | Ref. No. | 130138 26929 H130138 |
| description | neon light bulb socket Ba9s 24V 3W clear ø 10mm L 24mm | | |
| For models: | AC151, AC181, AC201, AC241, EDT140, EDT170, EDT200, EDT230 | | |
| accessories for | 359000 | | |
|  | Part No. | 359060 | Ref. No. — |
| | lamp socket mounting measurements ø16.2mm socket E10 connection screw | | |
|  | Part No. | 359063 | Ref. No. — |
| | lamp socket mounting measurements ø19.2mm socket E14 connection screw | | |

Table continues overleaf







| | | | |
|---|---|--------|------------|
| accessories for | 359000 | | |
|  | Part No. | 359064 | Ref. No. — |
| | lamp socket mounting measurements ø22.3mm socket E14 connection screw 250/380V ambient temperature at 1W 100°C ambient temperature at 2W 85°C | | |
|  | Part No. | 359685 | Ref. No. — |
| | lamp socket mounting measurements ø16.2mm socket E10 | | |
|  | Part No. | 359832 | Ref. No. — |
| | lamp socket mounting measurements ø16.2mm socket Ba9s connection male faston 6.3mm | | |
|  | Part No. | 359853 | Ref. No. — |
| | lamp socket mounting measurements ø18.2mm socket Ba9s connection male faston 6.3mm | | |
|  | Part No. | 359988 | Ref. No. — |
| | lamp socket mounting measurements ø30.5mm 250V connection F6.3 temp.-resist. 55°C E14 | | |



| | | | |
|--|--|-----------------|------------|
|  | | | |
| 1 | | | |
| Part No. | 360310 | Ref. No. | 29828 |
| description | timer CDC 4804M engines 1 chambers 4 operation time 120s 230V shaft ø6mm shaft Lmm manuf. no. 4804M1 / 29828 motor type M48R ATS | | |
| For models: | ED650E, ED650E-90 | | |
| spare parts for | 360310 | | |
|  | Part No. | 360118 | Ref. No. — |
| | motor CDC pinion ø 4.9mm teeth 10 230V voltage AC 50/60Hz turn direction right motor ø 47mm H 19.3mm motor type M48R ATS for timer cable length 260mm 1.9/2.5W | | |


timers


programme timers

| | | | |
|---|--|-----------------|------------|
|  | | | |
| 1 | | | |
| Part No. | 360038 | Ref. No. | 25389 |
| description | timer CDC 4803F engines 1 chambers 3 operation time 120s 230V manuf. no. 4803F1 / 360038 motor type M48R ATS | | |
| spare parts for | 360038 | | |
|  | Part No. | 360118 | Ref. No. — |
| | motor CDC pinion ø 4.9mm teeth 10 230V voltage AC 50/60Hz turn direction right motor ø 47mm H 19.3mm motor type M48R ATS for timer cable length 260mm 1.9/2.5W | | |


| | | | |
|---|--|-----------------|----------------|
|  | | | |
| 1 | | | |
| Part No. | 360035 | Ref. No. | 25381 31882 |
| description | timer CDC 4902F engines 1 chambers 2 operation time 120s 230V shaft ø 6x4.6mm shaft L 17mm manuf. no. 4902F1 / 3322050 motor type M48L ATS | | |
| For models: | E36, E40, E43, E50 | | |
| spare parts for | 360035 | | |
|  | Part No. | 360083 | Ref. No. — |
| | motor CDC pinion ø 4.9mm teeth 10 230V turn direction left motor ø 47mm H 19.3mm motor type M48L ATS for timer | | |

| | | | |
|---|--|-----------------|------------|
|  | | | |
| 1 | | | |
| Part No. | 360037 | Ref. No. | 25392 |
| description | timer CDC 4803F engines 1 chambers 3 operation time 180s 230V manuf. no. 4803F3 / 360037 motor type M48R ATS | | |
| For models: | M60, T6-80 | | |
| spare parts for | 360037 | | |
|  | Part No. | 360118 | Ref. No. — |
| | motor CDC pinion ø 4.9mm teeth 10 230V voltage AC 50/60Hz turn direction right motor ø 47mm H 19.3mm motor type M48R ATS for timer cable length 260mm 1.9/2.5W | | |

| | | | |
|--|--|-----------------|-------|
|  | | | |
| 1 | | | |
| Part No. | 360493 | Ref. No. | 25404 |
| description | timer CDC 6005F engines 1 chambers 5 operation time 90s 230V 50/60Hz motor type M48R ATS | | |
| For models: | ED600-95, ED700, ED700-90, ED900, ED900-90, LO122, LO60, LO78 | | |


1

| | | | |
|---|---|-----------------|-------------------|
| Part No. | 360311 | Ref. No. | 32529 |
| description | timer CDC 7003F engines 1 chambers 3 operation time 6min 230V shaft ø 6x4.6mm shaft L 22mm manuf. no. 7003F3/32529 motor type M37LN | | |
| For models: | UNI43C, UNI43R, UNI43RD, UNI48C, UNI48CD, UNI48R, UNI48RD, UNI53C, UNI53R, UNI53RD, UNI60C | | |
| spare parts for | 360311 | | |
|  | Part No. | 360131 | Ref. No. — |
| | motor CDC pinion ø 5.4mm teeth 12 230V turn direction left motor ø 37mm motor type M37LN for timer | | |





1

| | | | |
|---|--|-----------------|-------------------|
| Part No. | 360092 | Ref. No. | 30347 |
| description | timer CDC 7803 engines 1 chambers 3 operation time 120s 230V shaft ømm shaft Lmm manuf. no. 7803F1 / 360092 motor type M37RN | | |
| For models: | C3, C4, C43, C43ALTA, C43D, C48, C48D, C48DDL, C48DL, C53, C53D, C60, C60D, CR43, CR43D, CR48, CR48D, DP35, DP35D, DP40, DP40D, DP45, DP45D, DP50, DP50D, E40-2F, INDY43F, INDY48F, INDY53F, INDY60F, SP35, SP35ALTA, SP35D, SP40, SP40D, SP40DDL, SP40DL, SP45, SP45D, SP50, SP50-400V, SP50-440V, SP50D, SPR36, SPR36D, SPR41, SPR41D, STS43, STS43D, STS48... (Other models you can see in the webshop) | | |
| spare parts for | 360092 | | |
|  | Part No. | 360119 | Ref. No. — |
| | motor CDC pinion ø 5.4mm teeth 12 230V turn direction right motor ø 37mm motor type M37RN for timer | | |




1

| | | | |
|---|---|-----------------|-------------------|
| Part No. | 360308 | Ref. No. | 26880 |
| description | timer CDC 7803 engines 1 chambers 3 operation time 18min 230V shaft ømm shaft Lmm manuf. no. 7803F1 / 26880 motor type M37RN | | |
| For models: | C43-2, C43D, C48-2, C48D, C48D-2, C48DDL, C53D, C60D, C6D, CDN3, CDN4, CMD43, CMD48, CMD52, CR43D, CR48D, DP35D, DP35D-2, DP40D, DP40D-2, DP40D-rib2, DP45D, DP50D, NKD43, RSP40A, RSP50A, SP35-2, SP35D, SP40-2, SP40D, SP40D-2, SP40DDL, SP45D, SP50D, SP5D, SPR36D, SPR41D, STS43D, STS43D-2, STS48D, STS48D-2, STS48D-rib2, STS53D, STS60D, TDN4-2rib, TN-TDN5, TN-TDN6, UNI43RD, UNI48CD, UNI48RD... (Other models you can see in the webshop) | | |
| spare parts for | 360308 | | |
|  | Part No. | 360119 | Ref. No. — |
| | motor CDC pinion ø 5.4mm teeth 12 230V turn direction right motor ø 37mm motor type M37RN for timer | | |



1




| | | | |
|--------------------|---|-----------------|-------|
| Part No. | 360574 | Ref. No. | 31577 |
| description | timer CDC 7804 engines 1 chambers 4 operation time 180s 230V 50Hz shaft ømm shaft Lmm motor type M37RN voltage AC | | |








1


| | | | |
|--------------------|---|-----------------|-------|
| Part No. | 360684 | Ref. No. | 34402 |
| description | timer CDC 7804F1 / 34402 engines 1 chambers 4 operation time 120s 230V shaft ømm shaft Lmm manuf. no. 7804F10ADE000.0030 | | |
| For models: | C35, C43, C43-2, C43ALTA, C43D, C48, C48-2, C48D, C48D-2, C48DDL, C48DL, C53, C53D, C60, C60D, CDN3, CDN4, CR43, CR43D, CR48, CR48D, DP35, DP35-2, DP35D, DP35D-2, DP40, DP40-2, DP40D, DP40D-2, DP40D-rib2, DP40-rib2, DP45, DP45D, DP50, DP50D, RSP40, RSP40A, RSP50, RSP50A, SP35, SP35-2, SP35ALTA, SP35D, SP40, SP40-2, SP40D, SP40D-2, SP40DDL, SP40DL, SP45... (Other models you can see in the webshop) | | |





| | | | |
|---|--|-----------------|-----------------------|
|  | | | |
| 1 | | | |
| Part No. | 360040 | Ref. No. | 25386 |
| description | timer CDC 9003F engines 1 chambers 3 operation time 6min 230V shaft ø 6x4.6mm shaft L 21mm manuf. no. 9003F3 / PRCIH5 motor type M48R ATS | | |
| For models: | NK43, NK48, NK52, NK60, NKD43, NKD48, NKD52, NKD60, T3-80, T4-80 | | |
| spare parts for | 360040 | | |
|  | Part No. | 360118 | Ref. No. — |
| | motor CDC pinion ø 4.9mm teeth 10 230V voltage AC 50/60Hz turn direction right motor ø 47mm H 19.3mm motor type M48R ATS for timer cable length 260mm 1.9/2.5W | | |
| accessories for | 360040 | | |
|  | Part No. | 110197 | Ref. No. 25095 |
| | knob switch zero mark ø 42mm shaft ø 6x4.6mm shaft flat adjustable black | | |


| | | | |
|---|---|-----------------|-------------------|
|  | | | |
| 1 | | | |
| Part No. | 360043 | Ref. No. | H120262 |
| description | timer CEM HH4M16 engines 1 chambers 4 operation time 120s 230V shaft ømm shaft Lmm manuf. no. HH4M16 / 120262 motor type UDS11NE1RH | | |
| spare parts for | 360043 | | |
|  | Part No. | 360112 | Ref. No. — |
| | motor SAIA pinion ø 4mm teeth 12 230V turn direction right motor ø 48mm motor type UDS11NE1RHZ for timer | | |


| | | | |
|---|--|-----------------|-------------------|
|  | | | |
| 1 | | | |
| Part No. | 360093 | Ref. No. | 31054 |
| description | timer FIBER P25 engines 2 chambers 5 operation time 40s / 3min 230V manuf. no. P255J05JKL0 motor type M51BJ0R6400 / M51BJ0L6400 | | |
| For models: | CM48, CM52, CMD43, CMD52, ED630-90, ED650S-90, TS43, TS48 | | |
| spare parts for | 360093 | | |
|  | Part No. | 360673 | Ref. No. — |
| | motor kit pinion ø 6.8mm teeth 15 230V voltage AC 50/60Hz turn direction clockwise motor ø 48mm H 18.5mm motor type UDS-40NE1RNZ165 cable length 150mm with holder | | |
|  | Part No. | 360674 | Ref. No. — |
| | motor kit pinion ø 6.8mm teeth 15 230V voltage AC 50/60Hz turn direction counterclockwise motor ø 48mm H 18.5mm motor type UDS40NE1RNZ165 cable length 150mm with holder | | |

| | | | |
|--|---|-----------------|-------|
|  | | | |
| 1 | | | |
| Part No. | 360448 | Ref. No. | 31882 |
| description | timer FIBER P26 engines 1 chambers 3 operation time 120s 230V manuf. no. P265J03H313 motor type M61B40L0000 | | |

| | | | |
|--|---|-----------------|-------------------|
|  | | | |
| 1 | | | |
| Part No. | 360086 | Ref. No. | 34402 old version |
| description | timer FIBER P26 engines 1 chambers 4 operation time 120s 230V shaft ømm shaft Lmm manuf. no. P265J04H315 motor type M61B40R6400 | | |


| | | | |
|---|---|-----------------|-------|
|  | | | |
| 1 | | | |
| Part No. | 360306 | Ref. No. | 32361 |
| description | timer FIBER P26 engines 1 chambers 6 operation time 150s 230V shaft ømm shaft Lmm manuf. no. P265J06H427 motor type M61B40R6400 | | |
| For models: | APS43, APS48, APS53, APS60, FW35, FW40, FW45, FW50 | | |

| | | | |
|--|---|-----------------|-------|
|  | | | |
| 1 | | | |
| Part No. | 360307 | Ref. No. | 32362 |
| description | timer FIBER P26 engines 1 chambers 6 operation time 180s 230V shaft ømm shaft Lmm manuf. no. P265J06H528 motor type M61B40R6400 | | |
| For models: | APS43, APS48, APS53, APS60, FW35, FW40, FW45, FW50 | | |





1


| | | | |
|--------------------|---|-----------------|-------|
| Part No. | 360626 | Ref. No. | 31577 |
| description | timer FIBER P265J04H571 engines 1 chambers 4 operation time 180s 230V 50Hz shaft ømm shaft Lmm voltage AC | | |
| For models: | C6, C6D, SP5, SP5D | | |



1

| | | | |
|---|--|-----------------|-------|
| Part No. | 360036 | Ref. No. | 25384 |
| description | timer FIBER P39 engines 1 chambers 3 operation time 120s 230V shaft ø 6x4.6mm shaft L 16mm manuf. no. P395J03H301 motor type M51BJ0L6400 | | |
| For models: | CM43, CM48, CM52, CMD43, CMD48, CMD52, CMD60, K80F, K80G | | |
| spare parts for | 360036 | | |
| | Part No. | Ref. No. | — |
|  | motor kit pinion ø 6.8mm teeth 15 230V voltage AC 50/60Hz turn direction counterclockwise motor ø 48mm H 18.5mm motor type UDS40NE1RNZ165 cable length 150mm with holder | | |

digital timers




1

| | | | |
|--------------------|------------------|-----------------|--------|
| Part No. | 400945 | Ref. No. | 120226 |
| description | timer electronic | | |

contactors


GENERAL ELECTRIC (AEG)

power contactors




1

| | | | |
|--------------------|---|-----------------|----------------------------------|
| Part No. | 380239 | Ref. No. | 25505 29807 31873 31982 |
| description | power contactor resistive load 20A 230VAC (AC3/400V) 8.4A/4kW main contacts 3NO auxiliary contacts 1NC connection screw connection type LS05 01A type AEG LS05 01A type GE MC1A 301A | | |
| For models: | 60BT, 60BT-3, 60EBT, AP43E, AP48E, AP53E, AP60E, APS43, APS48, APS48B, APS53, APS60, APSE43, APSE48, APSE53, APSE60, BPN48, BPS43, BPS52, C43, C43ALTA, C48, C48D, C48DDL, C48DL, C53, C53D, C53DE, C53E, C60, C60D, C60DE, C60E, C68DE, C68E, C68EBT, C6EBT, C81, C81E, C81EBT, C90, C90DE, C90DE2, C90E, C90E2, C90EBT, C90EBT2, C98, CA120, CA55...(Other models you can see in the webshop) | | |



1

| | | | |
|--------------------|--|-----------------|-------|
| Part No. | 380238 | Ref. No. | 25506 |
| description | power contactor resistive load 20A 230VAC (AC3/400V) 8.4A/4kW main contacts 3NO auxiliary contacts 1NO connection screw connection type LS0510A type AEG LS0510A type GE MC1A 310A | | |
| For models: | ED650E, ED650E-90, T6-80 | | |



1

| | | | |
|--------------------|---|-----------------|-------|
| Part No. | 380262 | Ref. No. | 31981 |
| description | power contactor resistive load 32A 230VAC (AC3/400V) 17A/7.5kW main contacts 3NO auxiliary contacts 1NC connection screw connection type AEG LS7K01A type GE CL02A 301 H 85mm | | |
| For models: | CA120, CA90, CAP10BT, ED600-95, ED650E, ED650S, ED700-90, ED900-90, EDI13, EDI13-2, EDI13ALTA, EDI13ALTA-2, EDI13ALTABT, EDI13BT, EDI4, EDI6, EDI6-2, EDI6BT, EDI8, EDI8-2, EDI8BT, LO122, LO134, LO134-2, LO134ALTA, LO134ALTA-2, LO56, LO60, LO67, LO67-2, LO78, LO83, LO83-2, RLO200, RLO300, RLO400 | | |



1

| | | | |
|--------------------|---|-----------------|-------|
| Part No. | 380261 | Ref. No. | 25501 |
| description | power contactor resistive load 32A 230VAC (AC3/400V) 17A/7.5kW main contacts 3NO auxiliary contacts 1NO connection screw connection type AEG LS7K 10A type GE CL02A 310 | | |
| For models: | ED630-90, ED650E, ED650E-90, ED650S-90 | | |

ISKRA (FANAL)

power contactors



1

| | | | |
|--------------------|--|-----------------|---------|
| Part No. | 380212 | Ref. No. | H120461 |
| description | power contactor resistive load 20A 230VAC (AC3/400V) 8.5A/5.5kW main contacts 3NO auxiliary contacts 1NC connection screw connection type Fanal K07M 01 type ISKRA DSL7 01 | | |

relays

power relays

with bracket mounting



1

| | | | |
|--------------------|--|-----------------|----------------|
| Part No. | 380627 | Ref. No. | 33324 34312 |
| description | power relays 230VAC 16A 2CO connection male faston bracket mounting | | |
| For models: | 60EBT, APS43, APS48, APS53, APS60, C35, C43, C43-2, C43ALTA, C43D, C48, C48-2, C48D, C48D-2, C48DDL, C48DL, C53, C53D, C6, C60, C60D, C68EBT, C6D, CA55, CAP7, CDN3, CDN4, CR43, CR43D, CR48, CR48D, DP35, DP35-2, DP35D, DP35D-2, DP40, DP40-2, DP40D, DP40D-2, DP40D-rib2, DP40-rib2, DP45, DP45D, DP50, DP50D, ED550, FW35, FW40, FW45, FW50...(Other models you can see in the webshop) | | |




1

| | | | |
|--------------------|---|-----------------|-------|
| Part No. | 380626 | Ref. No. | 29839 |
| description | power relays FINDER 230VAC 10A 2CO connection male faston 4.8mm bracket mounting manuf. no. 62.62.8.230.0000 | | |
| For models: | APS43, APS48, APS53, APS60, FW35, FW40, FW45, FW50 | | |

relay sockets



1

| | | | |
|---|---|-----------------|-------------------|
| Part No. | 380137 | Ref. No. | 27193 |
| description | relay socket 8-pole connection plug-in connection round 8-pole dimensions 65x28x40mm 380V voltage AC 10A Italiana Relè manuf. no. ZVE8 | | |
| For models: | APS43, APS48, APS53, APS60, BPS43, ED600-95, ED630-90, ED650S, ED650S-90, ED700-90, ED900-90, FW35, FW40, FW45, FW50, LO122, LO60, LO78 | | |
| accessories for | 380137 | | |
|  | Part No. | 380805 | Ref. No. — |
| | | support bracket | |

level relays

GICAR




1



| | | | |
|--------------------|--|-----------------|-------|
| Part No. | 400048 | Ref. No. | 27434 |
| description | level relay 1CO 230V voltage AC connection plug-in connection round 8-pole type 27434 | | |
| For models: | APS43, APS48, APS53, APS60, ED600-95, ED630-90, ED650S, ED650S-90, ED700-90, ED900-90, FW35, FW40, FW45, FW50, LO122, LO60, LO78 | | |



pulse relays



| | | | |
|---|---|-----------------|-------------------|
|  | | | |
| 1 | | | |
| Part No. | 381195 | Ref. No. | 120493 H120493 |
| description | pulse relay voltage AC/DC 1CO 250V 16A connection screw clamp DIN rail | | |
| For models: | HT100, HT150, HTP195, HTP205, HTP220, TR100, TR230, TR90, TRE100, TR-E150, TR-E200, TR-E230, TR-E90 | | |


time relays


| | | | |
|---|---|-----------------|-------------------|
|  | | | |
| 1 | | | |
| Part No. | 360465 | Ref. No. | 25408 |
| description | time relay FIBER T45 time range 0s-120h 230VAC 5/2A mounting measurements 45x45mm 2CO | | |
| For models: | ED600-95, ED700, ED700-90, ED900, ED900-90, LO122, LO60, LO78 | | |
| accessories for | 360465 | | |
| | Part No. | 360485 | Ref. No. — |
|  | mounting frame L 72mm W 72mm for time relay for model E47,E48,E58,E59,T45,C58,C59 | | |

probes

producer-specific probes


| | | | |
|---|--|-----------------|---------------------------------|
|  | | | |
| 1 | | | |
| Part No. | 380938 | Ref. No. | H120910 |
| description | probe Pt100 cable silicone probe -100 up to 450°C cable -50 up to +180°C connection plug thread 1/2" probe ø6x70mm cable length 6.5m | | |
| accessories for | 380938 | | |
| | Part No. | 510355 | Ref. No. 33372 460501 |
|  | gasket fibre ED ø 24mm ID ø 17mm thickness 2mm Qty 1 pcs | | |


| | | | |
|--|--|-----------------|-------|
|  | | | |
| 1 | | | |
| Part No. | 379908 | Ref. No. | 33174 |
| description | temperature probe NTC | | |
| For models: | APSE43, APSE48, APSE53, APSE60, C81, C90, CA120, CA90, ED650E, ED650S, EDI13, EDI13ALTA, EDI6, EDI8, LO134, LO134ALTA, LO50, LO67, LO83, SP81, US-X501 | | |

| | | | |
|--|--|-----------------|--------------------------|
|  | | | |
| 1 | | | |
| Part No. | 378006 | Ref. No. | 120960 34945 35567 |
| description | temperature probe NTC 40kOhm cable PVC probe -40 up to +110°C cable -10 up to 100°C connection F6.3 thread probe ø4x20mm cable length 0.25m | | |
| For models: | AP43E, AP48E, AP53E, AP60E, APS43, APS48, APS48B, APS53, APS60, C81, C81E, C81EBT, C90, C90DE, C90DE2, C90E, C90E2, C90EBT, C90EBT2, CA120, CA90, CAP10, CAP10BT, CAP10DE, CAP12, CAP12DE, CAP12EBT, CAP7E, DP45DE, DP45E, DP50DE, DP50E, DP50EBT, ED650E, ED650S, EDI13, EDI13-2, EDI13ALTA, EDI13ALTA-2, EDI13ALTABT, EDI13BT, EDI4, EDI6, EDI6-2, EDI6BT, EDI8, EDI8-2, EDI8BT, FW35, FW35E...(Other models you can see in the webshop) | | |

electronics

EPROMS

| | | | |
|--|---|-----------------|-------|
|  | | | |
| 1 | | | |
| Part No. | 401887 | Ref. No. | 35562 |
| description | micro processor CODE DWSAP240203 | | |
| For models: | APS43, APS48, APS48B, APS53, APS60, FW35, FW40, FW40B, FW45, FW50 | | |

| | | | |
|--|--|-----------------|-------|
|  | | | |
| 1 | | | |
| Part No. | 402840 | Ref. No. | 35565 |
| description | micro processor suitable for HOONVED CODE DWEDCAP 031002 | | |
| For models: | CA120, CA90, ED650E, ED650S | | |



PCBs




| | | | |
|--------------------|----------------------------|-----------------|-------|
| 1 | | | |
| Part No. | 403730 | Ref. No. | 37676 |
| description | control PCB L 175mm W 30mm | | |
| For models: | CAP7E, SO55E | | |



| | | | |
|--------------------|--|-----------------|-----------------|
| 1 | | | |
| Part No. | 402929 | Ref. No. | 121306 37576 |
| description | display PCB dishwasher DP45/50 L 85mm W 28mm green 4 digits | | |
| For models: | CAP7E, DP45DE, DP45E, DP50DE, DP50E, DP50EBT, ST43DE, ST43E, ST48DE, ST48E, ST48EBT, ST53DE, ST53E, ST60DE, ST60E, ST60EBT | | |



| | | | |
|---|--|-----------------|---------------------------|
| 1 | | | |
| Part No. | 402805 | Ref. No. | 36490 |
| description | keypad PCB dishwasher 60EBT/C43DE buttons 3 | | |
| For models: | 60EBT, C43DE, C43E, C46DE, C46E, C53DE, C53E, C60DE, C60E, C68DE, C68E, C68EBT, C6DE, C6E, C6EBT, SP35DE, SP35E, SP40DE, SP40E, SP45DE, SP45E, SP50DE, SP50E, SP50E-400V3-50Hz-MARINE, SP50E-440V3-60Hz-MARINE, SP5DE, SP5E, SP68DE, SP68E | | |
| accessories for | 402805 | | |
|  | Part No. | Ref. No. | 110492 110498 36492 |
| | ribbon cable 10-pole L 500mm plug type FC-10P raster size 2.54mm | | |



| | | | |
|--------------------|--|-----------------|-------|
| 1 | | | |
| Part No. | 402908 | Ref. No. | 36339 |
| description | keypad PCB dishwasher C81/90 suitable for HOONVED with display buttons 4 | | |
| For models: | C81E, C90DE, C90E, C90EBT, CAP10, CAP10BT, CAP12, LO50E, SMW15E, SO100, SO100-400V3-50Hz-MARINE, SO100-440V3-60Hz-MARINE, SO120, SP81E | | |



| | | | |
|--------------------|---|-----------------|-----------------|
| 1 | | | |
| Part No. | 402928 | Ref. No. | 121305 37575 |
| description | keypad unit L 170mm W 28mm with LED buttons 4 | | |
| For models: | DP45DE, DP45E, DP50DE, DP50E, ST43DE, ST43E, ST48DE, ST48E, ST53DE, ST53E, ST60DE, ST60E, ST60EBT | | |




| | | | |
|--------------------|---|-----------------|-------------------|
| 1 | | | |
| Part No. | 400944 | Ref. No. | 121237 H121237 |
| description | PCB | | |
| For models: | GS-X1011, GS-X1011-2, GS-X1011-WEH, GS-X1011-WEH-2, GS-X1021, GS-X1021-2, GS-X1021-2rib, GS-X1021-WEH, GS-X1021-WEH-2, GSX1021-WEH-2rib | | |




| | | | |
|--------------------|-----------------------------|-----------------|-------|
| 1 | | | |
| Part No. | 400950 | Ref. No. | 34514 |
| description | PCB | | |
| For models: | CA120, CA90, ED650E, ED650S | | |



| | | | |
|--------------------|--|-----------------|-------|
| 1 | | | |
| Part No. | 400951 | Ref. No. | 33173 |
| description | PCB | | |
| For models: | APS43, APS48, APS48B, APS53, APS60, APSE43, APSE48, APSE53, APSE60, C81, FW35, FW40, FW40B, FW45, FW50, SP81 | | |




| | | | |
|--------------------|--|-----------------|---------|
| 1 | | | |
| Part No. | 698575 | Ref. No. | H121300 |
| description | PCB dishwasher AP43/48-FW35/40E L 184mm W 34mm | | |
| For models: | AP43E, AP48E, AP53E, AP60E, C81E, C90DE2, C90EBT2, CAP10, CAP10BT, CAP12, FW35E, FW40E, SO100, SO120 | | |


1

| | | | |
|--------------------|---|-----------------|---------|
| Part No. | 401902 | Ref. No. | H121291 |
| description | PCB dishwasher BAC30E | | |
| For models: | 60EBT, C43DE, C43E, C46DE, C46E, C53DE, C53E, C60DE, C60E, C68DE, C68E, C68EBT, C6DE, C6E, SP35DE, SP35E, SP40DE, SP40E, SP45DE, SP45E, SP50DE, SP50E, SP50E-400V3-50Hz-MARINE, SP50E-440V3-60Hz-MARINE, SP5DE, SP5E, SP68DE, SP68E | | |



1

| | | | |
|--------------------|--|-----------------|-------------------|
| Part No. | 402881 | Ref. No. | 121284 H121284 |
| description | PCB dishwasher CE-GE L 126mm W 63mm suitable for COMENDA | | |




1

| | | | |
|--------------------|--|-----------------|-------|
| Part No. | 402864 | Ref. No. | 37949 |
| description | PCB dishwasher C35E L 85mm W 70mm model since February 2013 type 8.5.65.99 | | |
| For models: | C35E, SPB35E | | |




1

| | | | |
|--------------------|---|-----------------|---------|
| Part No. | 401846 | Ref. No. | H121287 |
| description | PCB dishwasher COMENDA, HOONVED | | |
| For models: | C48E, CAP7, SO55, SO55-400V3-50Hz-MARINE, SO55-440V3-60Hz-MARINE, SP40E | | |




1

| | | | |
|--------------------|-------------------------|-----------------|-------------------|
| Part No. | 400943 | Ref. No. | 121239 H121239 |
| description | PCB dishwasher C75/C155 | | |
| For models: | 60BT, 60BT-3, SD5BT | | |




1

| | | | |
|--------------------|---|-----------------|------------------------------------|
| Part No. | 402926 | Ref. No. | 121307 37577 37904 H37904 |
| description | PCB dishwasher DP40/DP45 L 100mm W 100mm for dishwasher | | |
| For models: | DP45DE, DP45E, DP50DE, DP50E, ST43DE, ST43E, ST48DE, ST48E, ST53DE, ST53E, ST60DE, ST60E, ST60EBT | | |



1


| | | | |
|--------------------|--|-----------------|--------|
| Part No. | 403763 | Ref. No. | 121322 |
| description | PCB dishwasher CAP7E/SO55E L 100mm W 100mm | | |
| For models: | CAP7E | | |





1

| | | | |
|--------------------|---|-----------------|---------|
| Part No. | 402695 | Ref. No. | H121283 |
| description | PCB dishwasher L 145mm W 105mm HOONVED | | |
| For models: | C81E, C90DE, C90DE2, C90E, C90EBT, C90EBT2, CAP10, CAP10BT, CAP12, EDI13-2, EDI13ALTA-2, EDI13ALTABT, EDI13BT, EDI4, EDI6-2, EDI6BT, EDI8-2, EDI8BT, LO134-2, LO134ALTA-2, LO50E, LO56, LO67-2, LO83-2, SMW15E, SO100, SO100-400V3-50Hz-MARINE, SO100-440V3-60Hz-MARINE, SO120, SP81E | | |




| | | | |
|---|--|-----------------|-------|
|  | | | |
| 1 | | | |
| Part No. | 403272 | Ref. No. | 34842 |
| description | PCB for dishwasher EDI13 L 145mm W 95mm Qty 1 pcs | | |
| For models: | EDI13, EDI13ALTA, EDI6, EDI8, LO134, LO134ALTA, LO67, LO83, RLO200, RLO300, RLO400 | | |

| | | | |
|---|---------------------------------------|-----------------|-------|
|  | | | |
| 1 | | | |
| Part No. | 403049 | Ref. No. | 35785 |
| description | PCB L 145mm W 95mm 230V without EPROM | | |
| For models: | C90, LO50, RLO50, SMW15 | | |

| | | | |
|--|---|-----------------|-------|
|  | | | |
| 1 | | | |
| Part No. | 403274 | Ref. No. | 38062 |
| description | PCB warewashing CAP7E/SO55E L 100mm W 100mm Qty 1 pcs | | |
| For models: | CAP7E, SO55E | | |

keypads

front foils

| | | | |
|---|--|-----------------|-------|
|  | | | |
| 1 | | | |
| Part No. | 403328 | Ref. No. | 33713 |
| description | front foil dishwasher C43 suitable for HOONVED L 420mm W 45mm | | |
| For models: | C43, C43-2, C43ALTA, C43D, C48DDL, C48DL, C53D, CR43, CR43D, CR48, SP35, SP35ALTA, SP35D, SP40DDL, SP40DL, SP45D, SPR36, SPR36D, SPR41 | | |

| | | | |
|---|---|-----------------|-----------------|
|  | | | |
| 1 | | | |
| Part No. | 402925 | Ref. No. | 36134 463298 |
| description | keypad foil dishwasher 60EBT/C43DE blue suitable for HOONVED L 256mm W 37mm buttons 3 | | |
| For models: | 60EBT, C43DE, C43E, C46DE, C46E, C53DE, C53E, C60DE, C60E, C68DE, C68E, C68EBT, C6DE, C6E, C6EBT, SP35DE, SP35E, SP40DE, SP40E, SP45DE, SP45E, SP50DE, SP50E, SP68DE, SP68E | | |

solenoid valves

solenoid valves (water)








TP












| | | | |
|---|--|-----------------|-------------------|
| 1 | | | |
| Part No. | 370021 | Ref. No. | 26631 |
| description | solenoid valve double straight 230VAC inlet 3/4" outlet 11.5mm DN10 TP flow regulating valve inlet white | | |
| For models: | C43D, C43DE, C46DE, C46E, C48D, C48D-2, C48DDL, C48E, C53D, C53DE, C60D, C60DE, C68DE, C68E, C6D, C6DE, C90DE, C90DE2, CAP10DE, CAP12DE, CM43, CM48, CM52, CM60, CR43D, CR48D, DP35, DP35-2, DP35D, DP40, DP40-2, DP40D, DP40-rib2, DP45, DP45D, DP45DE, DP50, DP50D, DP50DE, E36, E40, E40-2F, E43, E50, GS-X1011, GS-X1011-2, GS-X1011-WEH, GS-X1011-WEH-2, GS-X1021, GS-X1021-2...(Other models you can see in the webshop) | | |
| spare parts for | 370021 | | |
|  | Part No. | 371013 | Ref. No. — |
| solenoid coil TP 230VAC 50/60Hz | | | |
| accessories for | 370021 | | |
|  | Part No. | 371220 | Ref. No. — |
| reducer TP flow rate 3l/min red tolerance ±15% | | | |
|  | Part No. | 371221 | Ref. No. — |
| reducer TP flow rate 5.5l/min yellow tolerance ±15% | | | |
|  | Part No. | 371222 | Ref. No. — |
| reducer TP flow rate 6l/min grey tolerance ±15% | | | |
|  | Part No. | 371223 | Ref. No. — |
| reducer TP flow rate 10l/min white tolerance ±15% | | | |
|  | Part No. | 371224 | Ref. No. — |
| reducer TP flow rate 12l/min bronze tolerance ±15% | | | |
|  | Part No. | 371225 | Ref. No. — |
| reducer TP flow rate 16l/min light brown tolerance ±15% | | | |
|  | Part No. | 371226 | Ref. No. — |
| reducer TP flow rate 20l/min red tolerance ±15% | | | |
|  | Part No. | 371230 | Ref. No. — |
| reducer TP flow rate 0.25l/min red tolerance ±25% | | | |
|  | Part No. | 371231 | Ref. No. — |
| reducer TP flow rate 0.35l/min violet tolerance ±25% | | | |
|  | Part No. | 371232 | Ref. No. — |
| reducer TP flow rate 0.5l/min orange tolerance ±25% | | | |
|  | Part No. | 371233 | Ref. No. — |
| reducer TP flow rate 0.8l/min white tolerance ±25% | | | |

Table continues overleaf



| accessories for 370021 | | | | |
|---|--|----------|---|--|
| Part No. | 371234 | Ref. No. | — | |
|  | reducer TP flow rate 1l/min light blue tolerance ±25% | | | |
|  | reducer TP flow rate 1.2l/min brown tolerance ±25% | | | |
|  | reducer TP flow rate 1.5l/min light brown tolerance ±25% | | | |
|  | reducer TP flow rate 2.5l/min yellow tolerance ±25% | | | |
|  | reducer TP flow rate 3.4l/min dark green tolerance ±25% | | | |
|  | reducer TP flow rate 5l/min black tolerance ±25% | | | |
|  | reducer TP flow rate 8l/min blue tolerance ±20% | | | |

| | | | | |
|---|--|-----------------|----------|---|
|   1 | | | | |
| Part No. | 370017 | Ref. No. | 26629 | |
| description | solenoid valve single straight 230VAC inlet 3/4" outlet 11.5mm DN10 TP p max 10bar | | | |
| For models: | 60BT, 60BT-3, 60EBT, AP43E, AP48E, AP53E, AP60E, C3, C35, C35E, C4, C43, C43-2, C43ALTA, C43D, C43E, C46E, C48, C48-2, C48D, C48DDL, C48DL, C48E, C53, C53D, C53E, C6, C60, C60D, C60E, C68DE, C68E, C68EBT, C6D, C6E, CAP10BT, CR43, CR43D, CR48, CR48D, DP45E, DP50D-115V, DP50E, E36, ED650E, ED650E-90, ED650S, FW35E, FW40E, GS-X1011...(Other models you can see in the webshop) | | | |
| spare parts for 370017 | | | | |
|  | Part No. | 371013 | Ref. No. | — |
| solenoid coil TP 230VAC 50/60Hz | | | | |
| accessories for 370017 | | | | |
|  | Part No. | 371220 | Ref. No. | — |
| reducer TP flow rate 3l/min red tolerance ±15% | | | | |
|  | Part No. | 371221 | Ref. No. | — |
| reducer TP flow rate 5.5l/min yellow tolerance ±15% | | | | |
|  | Part No. | 371222 | Ref. No. | — |
| reducer TP flow rate 6l/min grey tolerance ±15% | | | | |
|  | Part No. | 371223 | Ref. No. | — |
| reducer TP flow rate 10l/min white tolerance ±15% | | | | |
|  | Part No. | 371224 | Ref. No. | — |
| reducer TP flow rate 12l/min bronze tolerance ±15% | | | | |
|  | Part No. | 371225 | Ref. No. | — |
| reducer TP flow rate 16l/min light brown tolerance ±15% | | | | |

| accessories for 370017 | | | | |
|---|--|----------|---|--|
| Part No. | 371226 | Ref. No. | — | |
|  | reducer TP flow rate 20l/min red tolerance ±15% | | | |
|  | reducer TP flow rate 0.25l/min red tolerance ±25% | | | |
|  | reducer TP flow rate 0.35l/min violet tolerance ±25% | | | |
|  | reducer TP flow rate 0.5l/min orange tolerance ±25% | | | |
|  | reducer TP flow rate 0.8l/min white tolerance ±25% | | | |
|  | reducer TP flow rate 1l/min light blue tolerance ±25% | | | |
|  | reducer TP flow rate 1.2l/min brown tolerance ±25% | | | |
|  | reducer TP flow rate 1.5l/min light brown tolerance ±25% | | | |
|  | reducer TP flow rate 2.5l/min yellow tolerance ±25% | | | |
|  | reducer TP flow rate 3.4l/min dark green tolerance ±25% | | | |
|  | reducer TP flow rate 5l/min black tolerance ±25% | | | |
|  | reducer TP flow rate 8l/min blue tolerance ±20% | | | |















| | | | | |
|---|---|-----------------|---------------------------|---|
|   1 | | | | |
| Part No. | 370015 | Ref. No. | 30933 30993 H120145 | |
| description | solenoid valve single angled 230VAC inlet 3/4" outlet 11.5mm DN10 TP | | | |
| For models: | APS43, APS48, APS48B, APS53, APS60, APSE43, APSE48, APSE53, APSE60, BPN48, BPS43, BPS52, C81, C81E, C81EBT, C90, C90E, C90E2, C90EBT, C90EBT2, CA120, CA55, CA90, CAP10, CAP12, CAP7, CAP7E, ED550, ED650E, ED650S, EDI4, FW35, FW40, FW40B, FW45, FW50, INDY48F, LO50, LO50E, LO56, RCA1100, RCA1200, RCA1200i, RLO50, SMW15, SMW15E, SO100, SO100-400V3-50Hz-MARINE, SO100-440V3-60Hz-MARINE, SO120...(Other models you can see in the webshop) | | | |
| accessories for 370015 | | | | |
|  | Part No. | 371220 | Ref. No. | — |
| reducer TP flow rate 3l/min red tolerance ±15% | | | | |

Table continues overleaf



| accessories for | | 370015 | |
|---|----------|----------|----------|
| Part No. | Ref. No. | Part No. | Ref. No. |
|  | 371221 | — | — |
| reducer TP flow rate 5.5l/min yellow tolerance ±15% | | | |
|  | 371222 | — | — |
| reducer TP flow rate 6l/min grey tolerance ±15% | | | |
|  | 371223 | — | — |
| reducer TP flow rate 10l/min white tolerance ±15% | | | |
|  | 371224 | — | — |
| reducer TP flow rate 12l/min bronze tolerance ±15% | | | |
|  | 371225 | — | — |
| reducer TP flow rate 16l/min light brown tolerance ±15% | | | |
|  | 371226 | — | — |
| reducer TP flow rate 20l/min red tolerance ±15% | | | |
|  | 371230 | — | — |
| reducer TP flow rate 0.25l/min red tolerance ±25% | | | |
|  | 371231 | — | — |
| reducer TP flow rate 0.35l/min violet tolerance ±25% | | | |
|  | 371232 | — | — |
| reducer TP flow rate 0.5l/min orange tolerance ±25% | | | |
|  | 371233 | — | — |
| reducer TP flow rate 0.8l/min white tolerance ±25% | | | |
|  | 371234 | — | — |
| reducer TP flow rate 1l/min light blue tolerance ±25% | | | |
|  | 371235 | — | — |
| reducer TP flow rate 1.2l/min brown tolerance ±25% | | | |
|  | 371236 | — | — |
| reducer TP flow rate 1.5l/min light brown tolerance ±25% | | | |
|  | 371237 | — | — |
| reducer TP flow rate 2.5l/min yellow tolerance ±25% | | | |
|  | 371238 | — | — |
| reducer TP flow rate 3.4l/min dark green tolerance ±25% | | | |
|  | 371239 | — | — |
| reducer TP flow rate 5l/min black tolerance ±25% | | | |
|  | 371240 | — | — |
| reducer TP flow rate 8l/min blue tolerance ±20% | | | |






















|  | | | |
|---|----------|----------|----------|
| Part No. | Ref. No. | Part No. | Ref. No. |
| 370023 | 26632 | — | — |
| description solenoid valve triple angled 230VAC inlet 3/4" outlet 11.5mm DN10 TP | | | |
| For models: CDN3, CDN4, CMD43, CMD48, CMD52, CMD60, DP35D, DP35D-2, DP40D, DP40D-2, DP40D-rib2, DP45D, DP50D, GS-X1021, GS-X1021-2, GS-X1021-2rib, GS-X1021-WEH, GS-X1021-WEH-2, GS-X1021-WEH-2rib, NKD43, NKD48, NKD60, STS43D, STS43D-2, STS48D, STS48D-2, STS48D-rib2, STS53D, STS60D, TDN4-2rib, TN-TDN5, TN-TDN6, UNI43RD, UNI48CD, UNI48RD, UNI53RD | | | |
| spare parts for | | 370023 | |
|  | 371013 | — | — |
| solenoid coil TP 230VAC 50/60Hz | | | |
| accessories for | | 370023 | |
|  | 371220 | — | — |
| reducer TP flow rate 3l/min red tolerance ±15% | | | |
|  | 371221 | — | — |
| reducer TP flow rate 5.5l/min yellow tolerance ±15% | | | |
|  | 371222 | — | — |
| reducer TP flow rate 6l/min grey tolerance ±15% | | | |
|  | 371223 | — | — |
| reducer TP flow rate 10l/min white tolerance ±15% | | | |
|  | 371224 | — | — |
| reducer TP flow rate 12l/min bronze tolerance ±15% | | | |
|  | 371225 | — | — |
| reducer TP flow rate 16l/min light brown tolerance ±15% | | | |
|  | 371226 | — | — |
| reducer TP flow rate 20l/min red tolerance ±15% | | | |
|  | 371230 | — | — |
| reducer TP flow rate 0.25l/min red tolerance ±25% | | | |
|  | 371231 | — | — |
| reducer TP flow rate 0.35l/min violet tolerance ±25% | | | |
|  | 371232 | — | — |
| reducer TP flow rate 0.5l/min orange tolerance ±25% | | | |
|  | 371233 | — | — |
| reducer TP flow rate 0.8l/min white tolerance ±25% | | | |
|  | 371234 | — | — |
| reducer TP flow rate 1l/min light blue tolerance ±25% | | | |
|  | 371235 | — | — |
| reducer TP flow rate 1.2l/min brown tolerance ±25% | | | |


Table continues overleaf




| accessories for 370023 | | | | |
|---|--|----------|---|--|
| Part No. | 371236 | Ref. No. | — | |
|  | reducer TP flow rate 1.5l/min light brown tolerance ±25% | | | |
| Part No. | 371237 | Ref. No. | — | |
|  | reducer TP flow rate 2.5l/min yellow tolerance ±25% | | | |
| Part No. | 371238 | Ref. No. | — | |
|  | reducer TP flow rate 3.4l/min dark green tolerance ±25% | | | |
| Part No. | 371239 | Ref. No. | — | |
|  | reducer TP flow rate 5l/min black tolerance ±25% | | | |
| Part No. | 371240 | Ref. No. | — | |
|  | reducer TP flow rate 8l/min blue tolerance ±20% | | | |

| solenoid valves with reducers | | | |
|---|--|----------|------------|
|  | | | |
| 1 | | | |
| Part No. | 370245 | Ref. No. | LF-3120530 |
| description | solenoid valve single straight 24VAC inlet 3/4" outlet 11.5mm input 16l/min t.max. 90°C TP plastic flow regulating valve inlet light brown | | |

| metal | | | |
|---|---|----------|-------|
| BÜRKERT | | | |
| 2-way | | | |
| 6213 series | | | |
|  | | | |
| 1 | | | |
| Part No. | 370627 | Ref. No. | 27132 |
| description | solenoid valve 2-ways 230VAC connection 3/4" L 58mm DN 13mm slide-on receptacle DIN type series 6213 membranes NBR p max 10bar 50Hz brass | | |
| For models: | ED700-90, ED900-90, EDI13, EDI13-2, EDI13ALTA, EDI13ALTA-2, EDI8, EDI8-2, LO122, LO134, LO134-2, LO134ALTA, LO134ALTA-2, LO78, LO83, LO83-2, RLO300, RLO400 | | |

| solenoid valves (various) | | | |
|--|--|----------|-------|
|  | | | |
| 1 | | | |
| Part No. | 370643 | Ref. No. | 25305 |
| description | solenoid valve 2-ways 230VAC inlet 3/4" outlet 3/4" L 100mm with flange slide-on receptacle DIN BÜRKERT membranes NBR p max 16bar p min 0.2bar 50/60Hz brass | | |
| For models: | ED600-95, ED630-90, ED700-90, EDI6, EDI6-2, LO60, LO67, LO67-2, RLO200 | | |


| SIRAI | | | |
|---|--|----------|-------------------|
| 2-way | | | |
| L140-B series | | | |
|  | | | |
| 1 | | | |
| Part No. | 370320 | Ref. No. | 120141 H120141 |
| description | solenoid valve brass 2-ways 24VAC inlet 1/2" outlet 1/2" connection 1/2" L 41mm DN 10mm slide-on receptacle compact -10 up to +90°C SIRAI type series L140-B coil type Z610A membranes NBR (water) p max 12bar p min 0.35bar | | |
| For models: | AC101, AC151, AC181, AC201, AC241, AC91, EDT100, EDT140, EDT170, EDT200, EDT230, EDT85, TR100, TR140, TR170, TR200, TR230, TR90, TR-E100, TR-E150, TR-E170, TR-E200, TR-E230, TR-E90 | | |
| spare parts for | 370320 | | |
|  | Part No. | 371070 | Ref. No. — |
| solenoid coil 24VAC 10VA SIRAI coil type Z610A seat ø 10mm | | | |
|  | Part No. | 371163 | Ref. No. — |
| membrane connection 1/2" series L140-B membrane type NBR (water) | | | |
| accessories for | 370320 | | |
|  | Part No. | 371091 | Ref. No. — |
| power socket plug type DIN 43650B cable lengthmm small | | | |



L180-B series






1

| | | | |
|---|--|-----------------|-------------------|
| Part No. | 370391 | Ref. No. | 120122 H120122 |
| description | solenoid valve 2-ways 24VAC connection 3/4" L 79mm DN 18mm -10 up to +90°C coil type Z610A membranes NBR (water) p max 12bar p min 0.35bar | | |
| For models: | AC101, AC151, AC181, AC201, AC241, AC91, EDT100, EDT140, EDT170, EDT200, EDT230, EDT85 | | |
| accessories for | 370391 | | |
|  | Part No. | 371091 | Ref. No. — |
| | power socket plug type DIN 43650B cable lengthmm small | | |






1

| | | | |
|---|--|-----------------|-------------------|
| Part No. | 370329 | Ref. No. | 120131 H120131 |
| description | solenoid valve 2-ways 24VAC inlet 1/2" outlet 1/2" connection 1/2" L 66mm DN 13.5mm slide-on receptacle compact -10 up to +90°C SIRAI type series L180-B coil type Z610A membranes NBR (water) p max 12bar p min 0.35bar | | |
| For models: | AC101, AC151, AC181, AC201, AC241, AC91, EDT100, EDT140, EDT170, EDT200, EDT230, EDT85, HG2LR, HGLR, TR-E100, TR-E150, TR-E170, TR-E200, TR-E230, TR-E90 | | |
| spare parts for | 370329 | | |
|  | Part No. | 371070 | Ref. No. — |
| | solenoid coil 24VAC 10VA SIRAI coil type Z610A seat ø 10mm | | |
|  | Part No. | 371171 | Ref. No. — |
| | membrane series L180-B membrane type NBR (water) | | |
| accessories for | 370329 | | |
|  | Part No. | 371091 | Ref. No. — |
| | power socket plug type DIN 43650B cable lengthmm small | | |



1

| | | | |
|---|---|-----------------|-------------------|
| Part No. | 370047 | Ref. No. | 120174 H120174 |
| description | solenoid valve brass 2-ways 230VAC inlet 1/2" outlet 1/2" connection 1/2" L 66mm DN 13.5mm slide-on receptacle compact -10 up to +90°C SIRAI type series L180-B coil type Z610A membranes NBR (water) p max 12bar p min 0.35bar 50/60Hz | | |
| For models: | EDI13ALTABT, EDI13BT, EDI6BT, EDI8BT | | |
| spare parts for | 370047 | | |
|  | Part No. | 371085 | Ref. No. — |
| | solenoid coil 230VAC 4VA SIRAI coil type ZB10A seat ø 10mm 50/60Hz | | |

| | | | |
|---|--|--------|-------------------|
| spare parts for | 370047 | | |
|  | Part No. | 371171 | Ref. No. — |
| | membrane series L180-B membrane type NBR (water) | | |
| accessories for | 370047 | | |
|  | Part No. | 371091 | Ref. No. — |
| | power socket plug type DIN 43650B cable lengthmm small | | |

solenoid valves steam (water)

2-way

L140-D series



1

| | | | |
|--------------------|--|-----------------|-------|
| Part No. | 370625 | Ref. No. | 37906 |
| description | solenoid valve brass 2-ways 230VAC inlet 1/2" outlet 1/2" connection 1/2" L 41mm DN 10mm slide-on receptacle compact -10 up to 100°C SIRAI type series L140-D coil type Z610A membranes EPDM p max 10bar p min 0.35bar 50/60Hz | | |

Solenoid valve - accessories

filters



1

| | | | |
|--------------------|--|-----------------|-------|
| Part No. | 503139 | Ref. No. | 26981 |
| description | solenoid valve filter ø 19.5mm H 16mm | | |
| For models: | APS43, APS48, APS48B, APS53, APS60, APSE43, APSE48, APSE53, APSE60, BPN48, BPS43, BPS52, C35, C43, C43ALTA, C43D, C48, C48D, C48DDL, C48DL, C53, C53D, C6, C60, C60D, C6D, C81, C81E, C90, C90E, CA120, CA55, CA90, CAP7, CAP7E, CM43, CM48, CM52, CM60, CMD43, CMD48, CMD52, CMD60, CR43, CR43D, CR48, CR48D, DP35, DP35D, DP40...(Other models you can see in the webshop) | | |



1

| | | | |
|--------------------|---|-----------------|-------|
| Part No. | 512030 | Ref. No. | 37907 |
| description | fastening angle for solenoid valve suitable for HOONVED | | |




pressure switches

for warewashing

ø 58mm with male faston 6.3mm

with connection horizontal



1

| | | | |
|--------------------|--|-----------------|---------------------------------------|
| Part No. | 541011 | Ref. No. | 130609 130624 130928 H130609 |
| description | pressure control pressure range 110/70mbar connection 6mm ø 58mm pressure connection horizontal warewashing | | |
| For models: | AC151, AC181, AC201, AC241, EDT140, EDT170, EDT200, EDT230, HD130BT, HD40ALTABT, HD40BT, HD60BT, HD80BT, HG2LR, HGLR, HT100, HT150, HTP195, HTP205, HTP220 | | |



1

| | | | |
|--------------------|---|-----------------|-------------------|
| Part No. | 541972 | Ref. No. | 130635 H130635 |
| description | pressure control pressure range 190/40mbar connection male faston 6.3mm ø 58mm pressure connection horizontal warewashing pressure connection ø 5.5mm | | |
| For models: | C90DE2, C90E2, C90EBT2, EDI4, HD130BT, HD40ALTABT, HD40BT, HD60BT, HD80BT, LO56 | | |




1

| | | | |
|--------------------|--|-----------------|-------|
| Part No. | 541045 | Ref. No. | 31171 |
| description | pressure control pressure range 28/12mbar connection 6mm ø 58mm pressure connection horizontal warewashing | | |
| For models: | 60BT, 60BT-3, 60EBT, APS43, APS48, APS48B, APS53, APS60, APSE43, APSE48, APSE53, APSE60, C3, C35, C35E, C4, C43, C43-2, C43ALTA, C43D, C43DE, C43E, C46DE, C46E, C48, C48-2, C48D, C48D-2, C48DDL, C48DL, C48E, C53, C53D, C53DE, C53E, C60, C60D, C60DE, C60E, C68DE, C68E, C68EBT, C6DE, C6E, C6EBT, C81E, C81EBT, CDN3, CDN4, CR43... (Other models you can see in the webshop) | | |



1

| | | | |
|--------------------|--|-----------------|-------------------|
| Part No. | 541039 | Ref. No. | 130621 H130621 |
| description | pressure control pressure range 45/25mbar connection 6mm ø 58mm pressure connection horizontal warewashing | | |
| For models: | C90DE, C90EBT | | |



1

| | | | |
|--------------------|---|-----------------|-------|
| Part No. | 541024 | Ref. No. | 25432 |
| description | pressure control pressure range 60/40mbar connection 6mm ø 58mm pressure connection horizontal warewashing pressure connection ø 6mm | | |
| For models: | C98, CA55, CAP7, CAP7E, CM48, CM52, CM60, CMD48, CMD52, ED550, LO62, M60, NK48, NK60, NKD48, NKD52, RCA1100, RCA1200, RCA1200i, SO55, SO55-400V3-50Hz-MARINE, SO55-440V3-60Hz-MARINE, SO55E, T6-80, UNI43R, UNI43RD, UNI48R, UNI48RD, UNI53R, UNI53RD | | |



1

| | | | |
|--------------------|--|-----------------|-------------------|
| Part No. | 541631 | Ref. No. | 130632 H130632 |
| description | pressure control pressure range 75/45mbar connection 6mm ø 55mm pressure connection ø 5.5mm | | |
| For models: | CAP10, CAP10BT, CAP10DE, CAP12, CAP12DE, CAP12EBT, CAP7E, SO100, SO100-400V3-50Hz-MARINE, SO100-440V3-60Hz-MARINE, SO120 | | |



1

| | | | |
|--------------------|--|-----------------|-------|
| Part No. | 541017 | Ref. No. | 25433 |
| description | pressure control with mounting strap pressure range 40/20mbar connection 6mm ø 58mm pressure connection horizontal warewashing | | |
| For models: | 60BT, BPN48, BPS43, BPS52, CM43, CMD43, E36, E40, E43, K80F, K80G, NK43, NKD43, SD5BT, T3-80, T4-80, T5-80 | | |


ø 84mm with coded plug




1

| | | | |
|--------------------|--|-----------------|-------------------|
| Part No. | 541308 | Ref. No. | 130628 H130628 |
| description | pressure control 3 pressure ranges pressure range 50/30 50/30 110/70mbar connection 6mm ø 84mm pressure connection horizontal warewashing suitable for COMENDA pressure connection ø 6mm | | |
| For models: | 60BT, 60BT-3, C81EBT, C90EBT, C90EBT2, CAP10BT, CAP12EBT, CAP15EBT, EDI13ALTABT, EDI13BT, EDI4, EDI6BT, EDI8BT, LO56, SD5BT | | |



| | | | |
|---|--|-----------------|-------------------|
|  | | | |
| 1 | | | |
| Part No. | 541674 | Ref. No. | 130620 H130620 |
| description | pressure control 3 pressure ranges pressure range 50/30 50/30 160/80mbar connection 6mm ø 84mm pressure connection horizontal warewashing suitable for COMENDA, HOONVED pressure connection ø 6mm | | |
| For models: | AC101, AC151, AC181, AC201, AC241, AC91, EDI13ALTABT, EDI13BT, EDI6BT, EDI8BT, EDT100, EDT140, EDT170, EDT200, EDT230, EDT85, HG2LR, HGLR, HT100, HT150, HTP195, HTP205, HTP220, TR100, TR140, TR170, TR200, TR230, TR90, TR-E100, TR-E150, TR-E170, TR-E200, TRE230, TR-E90 | | |


miscellaneous


| | | | |
|--|---|-----------------|-------|
|  | | | |
| 1 | | | |
| Part No. | 541517 | Ref. No. | 37822 |
| description | pressure control ø 37mm pressure connection ø 4mm | | |



| | | | |
|---|--|-----------------|-------|
|  | | | |
| 1 | | | |
| Part No. | 541325 | Ref. No. | 30687 |
| description | pressure control pressure range 4.5mbar | | |
| For models: | 60BT, APS43, APS48, APS48B, APS53, APS60, APSE43, APSE48, APSE53, APSE60, BPN48, BPS43, BPS52, CA120, ED600-95, ED630-90, ED650S, ED700-90, FW35, FW40, FW40B, FW45, FW50, LO60, LO78, SD5BT | | |

electrodes

| | | | |
|---|--|-----------------|-------|
|  | | | |
| 1 | | | |
| Part No. | 512072 | Ref. No. | 25042 |
| description | level electrode 1/2" total length 78.5mm probe L 63mm insulated probe length 54mm connection M5x0.8 plastic ø 26mm | | |
| For models: | ED600-95, ED630-90, ED650S, ED650S-90, ED700, ED700-90, ED900, ED900-90, EDI13, EDI13-2, EDI13ALTA, EDI13ALTA-2, EDI6, EDI6-2, EDI8, EDI8-2, LO122, LO134, LO134-2, LO134ALTA, LO134ALTA-2, LO60, LO67, LO67-2, LO78, LO83, LO83-2, RLO200, RLO300, RLO400 | | |

| | | | |
|---|---|-----------------|-------|
|  | | | |
| 1 | | | |
| Part No. | 361385 | Ref. No. | 32311 |
| description | level electrode 1/8" total length 55mm probe L 40x40mm insulated probe length 15mm curved 90° connection M4 ø 13mm | | |
| For models: | AP43E, AP48E, AP53E, AP60E, APS43, APS48, APS48B, APS53, APS60, APSE43, APSE48, APSE53, APSE60, FW35, FW35E, FW40, FW40B, FW40E, FW45, FW50 | | |

| | | | |
|--|---|-----------------|----------------|
|  | | | |
| 1 | | | |
| Part No. | 361386 | Ref. No. | 33431 35361 |
| description | level electrode 1/8" total length 95mm probe L 82mm insulated probe length 15mm connection M4 ø 4mm | | |
| For models: | C81, C90, C90E, CA120, CA90, ED650E, ED650S, LO50, LO50E, RLO50, SMW15, SMW15E, SP81, US-X501 | | |

| | | | |
|---|--|-----------------|-----------------------|
|  | | | |
| 1 | | | |
| Part No. | 400164 | Ref. No. | 27198 |
| description | level electrode M10x1.5 probe L 2mm ø 4mm | | |
| For models: | ED600-95, ED700-90, ED900-90, EDI5, LO122, LO60, LO61, LO78 | | |
| accessories for | 400164 | | |
|  | Part No. | 512376 | Ref. No. 25266 |
| | flat gasket rubber ED ø 18mm ID ø 10mm thickness 2mm Qty 1 pcs | | |

motors

gear motors

for dishwashers

| | | | |
|--|--|-----------------|-------------------|
|  | | | |
| 1 | | | |
| Part No. | 601665 | Ref. No. | 100246 H100246 |
| description | gear motor NORD type SK 01-71L/6-4 0.10/0.15W 400V 50Hz 3 phase 12.2/18.8rpm shaft ø 19mm L 363mm speeds 2 | | |
| For models: | AC101, AC151, AC181, AC201, AC241, AC91, EDT100, EDT140, EDT170, EDT200, EDT230, EDT85, TR100, TR140, TR170, TR200, TR230, TR90, TR-E100, TR-E150, TR-E170, TR-E200, TR-E230 | | |




pumps






wash and rinse pumps

FIR

pumps







1

| | | | |
|---|--|-----------------|--------------------------------|
| Part No. | 500037 | Ref. No. | 100747 H100747 |
| description | pump inlet ø 28mm outlet ø 26mm type 2211.1410 230V 50Hz 1 phase 0.074kW 0.1HP L 190mm rotation direction left capacitor 5µF FIR | | |
| For models: | 60BT, SD5BT | | |
| spare parts for | 500037 | | |
|  | Part No. | 365017 | Ref. No. 32712 33543 |
| | operating capacitor capacity 5µF 450V tolerance 5% 50/60Hz ambient temperature max. -25 to +85°C ø 28mm L 54mm M8 plastic connection male faston 6.3mm 16.10.08 protection | | |
|  | Part No. | 510384 | Ref. No. — |
| | pump cover inlet ø 28mm outlet ø 26mm ø 100mm ID ø 76mm | | |
|  | Part No. | 510695 | Ref. No. 34226 |
| | mechanical shaft seal height counter ring 5.5mm ID ø 11mm | | |
|  | Part No. | 521203 | Ref. No. — |
| | impellor ø 72mm H 18mm thread M7 shaft ø 11mm shaft length 32mm blades 3 | | |
|  | Part No. | 521703 | Ref. No. 34224 |
| | pump cover gasket EPDM thickness 2.5mm ID ø 75mm Qty 1 pcs | | |



1

| | | | |
|---|--|-----------------|-----------------------|
| Part No. | 500030 | Ref. No. | N/A |
| description | pump inlet ø 28mm outlet ø 26mm type 4226.2540 230/400V 50Hz 3 phase 0.35kW 0.5HP L 260mm rotation direction right FIR | | |
| spare parts for | 500030 | | |
|  | Part No. | 510510 | Ref. No. 34225 |
| | pump cover pump type 2212/2228/2229/2211 | | |
|  | Part No. | 510690 | Ref. No. — |
| | mechanical shaft seal for shaft ø 8mm ED ø 24mm mounting ø 24/26mm | | |
|  | Part No. | 521202 | Ref. No. — |
| | impellor ø 72mm H 17mm thread M5L | | |
|  | Part No. | 521703 | Ref. No. 34224 |
| | pump cover gasket EPDM thickness 2.5mm ID ø 75mm Qty 1 pcs | | |



1






| | | | |
|---|--|-----------------|--------------------------------|
| Part No. | 500019 | Ref. No. | 34194 |
| description | pump inlet ø 28mm outlet ø 26mm type B229.1405 230V 50Hz 1 phase 0.22kW 0.3HP L 200mm rotation direction right capacitor 5µF FIR | | |
| For models: | C35, C43, C43D, C48, C48D, CDN3, CDN4, CR43, CR43D, CR48, CR48D, SP35, SP35D, SP40, SP40D, SPB35, SPR36, SPR36D, SPR41, SPR41D | | |
| spare parts for | 500019 | | |
|  | Part No. | 365017 | Ref. No. 32712 33543 |
| | operating capacitor capacity 5µF 450V tolerance 5% 50/60Hz ambient temperature max. -25 to +85°C ø 28mm L 54mm M8 plastic connection male faston 6.3mm 16.10.08 protection | | |
|  | Part No. | 510510 | Ref. No. 34225 |
| | pump cover pump type 2212/2228/2229/2211 | | |


Table continues overleaf





| | | | |
|---|----------|--------|----------------|
| spare parts for 500019 | | | |
|  | Part No. | 510532 | Ref. No. 34223 |
| impellor ø 72mm H 22mm shaft ø 11mm shaft length 32mm blades 3 | | | |
|  | Part No. | 510695 | Ref. No. 34226 |
| mechanical shaft seal height counter ring 5.5mm ID ø 11mm | | | |
|  | Part No. | 521703 | Ref. No. 34224 |
| pump cover gasket EPDM thickness 2.5mm ID ø 75mm Qty 1 pcs | | | |





| | | | |
|--------------------|--|-----------------|---------------|
| Part No. | 500558 | Ref. No. | 33542 8455 |
| description | pump inlet ø 33mm outlet ø 30/28mm type B266H1500 230V 50Hz 1 phase 0.22kW 0.3HP L 195mm rotation direction right capacitor 5µF FIR | | |
| For models: | C43ALTA, C48DDL, C48DL, DP35, DP35D, DP40, DP40D, GS-X1011, GSX1011-WEH, GS-X1021, GS-X1021-WEH, SP35ALTA, SP40DDL, SP40DL, STS43, STS43D, STS48, STS48D | | |

| | | | |
|--|----------|--------|-------------------------|
| spare parts for 500558 | | | |
|  | Part No. | 365017 | Ref. No. 32712 33543 |
| operating capacitor capacity 5µF 450V tolerance 5% 50/60Hz ambient temperature max. -25 to +85°C ø 28mm L 54mm M8 plastic connection male faston 6.3mm 16.10.08 protection | | | |

| | | | |
|--|----------|--------|--|
|  | Part No. | 510693 | Ref. No. 26314 33840 34182 H630501 H630523 |
| mechanical shaft seal for shaft ø 12mm slide ring ext. ø 24mm slide ring H 15.5mm slide ring int. ø 11mm counter ring mounting ø 24mm height counter ring 8mm counter ring int. ø 13.5mm | | | |

| | | | |
|---|----------|--------|----------------|
|  | Part No. | 521545 | Ref. No. 34341 |
| pump cover FIR type B226H inlet ø 33mm outlet ø 30/28mm | | | |

| | | | |
|---|----------|--------|----------------|
|  | Part No. | 521565 | Ref. No. 34340 |
| pump cover gasket pump type B226H | | | |


| | | | |
|---|----------|--------|----------------|
|  | Part No. | 521566 | Ref. No. 34339 |
| impellor ø 80mm H 15mm M7L pump type B226H | | | |



| | | | |
|--------------------|--|-----------------|-------|
| Part No. | 499170 | Ref. No. | 32027 |
| description | pump inlet ø 45mm outlet ø 1" IT type 4243.1400 230V 1 phase 0.55kW 0.75HP L 310mm rotation direction right capacitor 12.5µF FIR | | |
| For models: | APS43, APS48, APS48B, APS53, APS60, APSE48, APSE53, APSE60, BPN48, BPS52, FW35, FW40, FW40B, FW45, FW50 | | |



| | | | |
|--------------------|--|-----------------|-------|
| Part No. | 500463 | Ref. No. | 31260 |
| description | pump inlet ø 45mm outlet ø 30mm type 2253 230V 50Hz 1 phase 0.24kW 0.33HP L 160mm rotation direction right FIR | | |
| For models: | INDY48F, TS48, UNI48C, UNI48CD | | |

| | | | |
|---|----------|--------|----------------|
| spare parts for 500463 | | | |
|  | Part No. | 521148 | Ref. No. 31406 |
| pump cover pump type Fir 2253(500.463) | | | |



1

| | | | |
|--------------------|--|-----------------|-------|
| Part No. | 500125 | Ref. No. | 31823 |
| description | pump inlet ø 45mm outlet ø 30mm type 2253 230V 50Hz 1 phase 0.24kW 0.33HP L 175mm rotation direction right capacitor 10µF FIR inlet ø 45mm outlet ø 30mm | | |




1

| | | | |
|--------------------|---|-----------------|----------------|
| Part No. | 500025 | Ref. No. | 25313 28850 |
| description | pump inlet ø 45mm outlet ø 40mm type 3981.1400 230V 50Hz 1 phase 0.24kW 0.33HP rotation direction right FIR | | |
| For models: | CM48, CMD48, NK48, NKD48, T3-80, T4-80, UNI48R, UNI48RD | | |



1



| | | | |
|---|---|-----------------|-------------------------------------|
| Part No. | 499123 | Ref. No. | 34170 |
| description | pump inlet ø 45mm outlet ø 40mm type 4296.2350 230V 50Hz 1 phase 0.75kW L 250mm rotation direction right capacitor 16µF FIR | | |
| For models: | 60BT, 60BT-3, 60EBT, C53DE, C53E, C60, C60D, C60DE, C60E, DP45DE, DP45E, DP50, DP50D, DP50DE, DP50E, DP50EBT, RSP50, RSP50A, SD5BT, SP45DE, SP45E, SP50, SP50-400V, SP50-440V, SP50D, SP50DE, SP50E, ST53DE, ST53E, ST60DE, ST60E, ST60EBT, STS60, STS60D, TNTDN5, TNTDN6, VS-X313, VS-X313-LP-DOS, VS-X515, VS-X515-LP-DOS | | |
| spare parts for | 499123 | | |
|  | Part No. | 365021 | Ref. No. 34173 |
| | operating capacitor capacity 16µF 425V tolerance 5% 50/60Hz ambient temperature max. -25 to +85°C ø 35mm L 73mm single M8 plastic connection male faston 6.3mm 416.10.99 protection | | |
|  | Part No. | 510608 | Ref. No. — |
| | impellor ø 93mm H 32mm shaft intake ø 9/8mm blades 6 inner height 11mm | | |
|  | Part No. | 510692 | Ref. No. 630510 H630510 |
| | mechanical shaft seal for shaft ø 11mm slide ring ext. ø 24mm slide ring H 13mm counter ring mounting ø 26mm height counter ring 8mm counter ring int. ø 14mm | | |
|  | Part No. | 521539 | Ref. No. 26181 26181 + 15211 |
| | pump cover FIR inlet ø 45mm outlet ø 40mm auxiliary pressure connection 10mm supporting pressure open turn direction right ø 160mm ID ø 125mm inner height 25mm | | |
|  | Part No. | 521702 | Ref. No. — |
| | pump cover gasket thickness 3.5x4.5mm Qty 1 pcs | | |




| | | | |
|--------------------|--|-----------------|-------|
| Part No. | 499285 | Ref. No. | 32244 |
| description | pump inlet ø 45mm outlet ø 43mm type 4242.1400 230V 50Hz 1 phase 0.37kW 0.5HP L 270mm rotation direction right FIR | | |
| For models: | APS43, APS48, APS48B, APS53, APS60, APSE43, BPS43, FW35, FW40, FW40B, FW45, FW50 | | |




| | | | |
|--------------------|--|-----------------|---------|
| Part No. | 500018 | Ref. No. | H100361 |
| description | pump inlet ø 63mm outlet ø 53mm type 1204.2528 230/400V 50Hz 3 phase 1.5kW 2HP L 328mm rotation direction left FIR | | |
| For models: | EDT100, EDT140, EDT170, EDT200, EDT230, EDT85, TR100, TR140, TR170, TR200, TR230, TR90, TR-E200, TR-E230 | | |

| | | | | |
|---|--|--------|-----------------|---|
| spare parts for | 500018 | | | |
|  | Part No. | 510523 | Ref. No. | — |
| | fan wheel ø 142mm shaft intake ø 15mm blades 12 | | | |
|  | Part No. | 510531 | Ref. No. | 630114 H630114 |
| | pump cover FIR inlet ø 63mm outlet ø 53mm auxiliary pressure connection M16x1.5mm supporting pressure open turn direction left ø 185mm ID ø 150mm inner height 37mm | | | |
|  | Part No. | 510604 | Ref. No. | 631618 H631618 |
| | impellor ø 118mm H 34mm M8R rotation direction left | | | |
|  | Part No. | 510693 | Ref. No. | 26314 33840 34182 H630501 H630523 |
| | mechanical shaft seal for shaft ø 12mm slide ring ext. ø 24mm slide ring H 15.5mm slide ring int. ø 11mm counter ring mounting ø 24mm height counter ring 8mm counter ring int. ø 13.5mm | | | |

| | | | | |
|---|---|--------|-----------------|---------|
| spare parts for | 500018 | | | |
|  | Part No. | 524416 | Ref. No. | H630411 |
| | pump cover gasket thickness 4x4mm Qty 1 pcs | | | |



| | | | |
|--------------------|---|-----------------|-------|
| Part No. | 499152 | Ref. No. | 25332 |
| description | pump inlet ø 63mm outlet ø 53mm type 1205.2502 230/400V 50Hz 3 phase 2kW 2.7HP L 328mm rotation direction left auxiliary pressure connection 10mm FIR | | |
| For models: | ED700 | | |



| | | | |
|--------------------|--|-----------------|-------|
| Part No. | 500111 | Ref. No. | 25326 |
| description | pump inlet ø 63mm outlet ø 53mm type 1241.2500 230/400V 50Hz 3 phase 1.1kW 1.5HP L 330mm rotation direction left FIR | | |
| For models: | CA120, CA90, CAP10, CAP10BT, CAP10DE, ED650E, ED650S, ED650S-90, RCA1200, RCA1200i, SO100, SO100-400V3-50Hz-MARINE | | |





| | | | | |
|---|--|--------|-----------------|---|
| spare parts for | 500111 | | | |
|  | Part No. | 510531 | Ref. No. | 630114 H630114 |
| | pump cover FIR inlet ø 63mm outlet ø 53mm auxiliary pressure connection M16x1.5mm supporting pressure open turn direction left ø 185mm ID ø 150mm inner height 37mm | | | |
|  | Part No. | 510612 | Ref. No. | 26198 |
| | impellor ø 110mm H 34mm M8R | | | |
|  | Part No. | 510693 | Ref. No. | 26314 33840 34182 H630501 H630523 |
| | mechanical shaft seal for shaft ø 12mm slide ring ext. ø 24mm slide ring H 15.5mm slide ring int. ø 11mm counter ring mounting ø 24mm height counter ring 8mm counter ring int. ø 13.5mm | | | |

Table continues overleaf



| | | | |
|---|------------------------|-----------------|---------|
| spare parts for 500111 | | | |
|  | Part No. 524416 | Ref. No. | H630411 |
| pump cover gasket thickness 4x4mm Qty 1 pcs | | | |








| | | | |
|--------------------|--|-----------------|-------------------|
| Part No. | 499300 | Ref. No. | 100886 H100886 |
| description | pump inlet \varnothing 63mm outlet \varnothing 53mm type 5223.4050 230/400V 50Hz 3 phase 1.1kW L 316mm rotation direction left FIR | | |
| For models: | TR-E90 | | |



| | | | |
|--------------------|---|-----------------|-------|
| Part No. | 499113 | Ref. No. | 34432 |
| description | pump inlet \varnothing 63mm outlet \varnothing 53mm type 5234.4050 230/400V 50Hz 3 phase 1.62kW 2.2HP L 340mm rotation direction left FIR | | |

LGB




| | | | |
|--|--|-----------------|----------------|
| Part No. | 499301 | Ref. No. | 35841 |
| description | pump inlet \varnothing 28mm outlet \varnothing 26mm type ZF131DX 230V 50Hz 1 phase 0.2kW L 195mm rotation direction left capacitor 6.3 μ F LGB | | |
| For models: | 60BT, 60BT-3, 60EBT, C68EBT, C6EBT, C81EBT, C90EBT, C90EBT2, CAP10BT, CAP12EBT, DP50EBT, EDI4, LO56, SD5BT, ST48EBT, ST60EBT | | |
| spare parts for 499301 | | | |
|  | Part No. 365012 | Ref. No. | — |
| operating capacitor capacity 6.3 μ F 450V tolerance 5% 50Hz ambient temperature max. -25 to +85°C \varnothing 30mm L 61mm M8 plastic connection male faston 6.3mm protection | | | |
|  | Part No. 510703 | Ref. No. | 38795 |
| mechanical shaft seal for shaft \varnothing 13mm slide ring H 13mm height counter ring 5.5mm ED \varnothing 26mm | | | |
|  | Part No. 521084 | Ref. No. | — |
| pump cover LGB inlet \varnothing 28mm outlet \varnothing 25mm auxiliary pressure connection 13mm pump type ZF131DX ID \varnothing 78mm | | | |
|  | Part No. 521228 | Ref. No. | — |
| impeller \varnothing 72mm H 17mm rotation direction left thread M7R shaft \varnothing 13mm shaft length 12mm blades 3 | | | |
|  | Part No. 528800 | Ref. No. | 33183 34224 |
| O-ring EPDM thickness 2.62mm ID \varnothing 75.87mm Qty 1 pcs | | | |








1

| | | | |
|---|--|-----------------|--------------------------------|
| Part No. | 500511 | Ref. No. | 35143 |
| description | pump inlet ø 30mm outlet ø 29mm type ZF140SX 230V 50Hz 1 phase 0.36kW 0.5HP L 190mm rotation direction right LGB | | |
| For models: | C35E, C43-2, C43DE, C43E, C46DE, C46E, C48-2, C48D-2, C48E, DP35-2, DP35D-2, DP40-2, DP40D-2, DP40D-rib2, DP40-rib2, GS-X1011-2, GS-X1011-WEH-2, GS-X1021-2, GS-X1021-2rib, GS-X1021-WEH-2, GS-X1021-WEH-2rib, RSP40, RSP40A, SP35-2, SP35DE, SP35E, SP40-2, SP40D-2, SP40DE, SP40E, SPB35E, ST43DE, ST43E, ST48DE, ST48E, ST48EBT, STS43-2, STS43D-2, STS48-2, STS48D-2, STS48D-rib2, STS48-rib2, TDN4-2rib | | |
| spare parts for | 500511 | | |
|  | Part No. | 365017 | Ref. No. 32712 33543 |
| | operating capacitor capacity 5µF 450V tolerance 5% 50/60Hz ambient temperature max. -25 to +85°C ø 28mm L 54mm M8 plastic connection male faston 6.3mm 16.10.08 protection | | |
|  | Part No. | 510703 | Ref. No. 38795 |
| | mechanical shaft seal for shaft ø 13mm slide ring H 13mm height counter ring 5.5mm ED ø 26mm | | |
|  | Part No. | 521230 | Ref. No. 35495 |
| | impellor ø 86mm H 16mm M7L | | |
|  | Part No. | 521526 | Ref. No. 35496 |
| | pump cover LGB inlet ø 30mm outlet ø 30mm auxiliary pressure connection 12mm supporting pressure open turn direction right ø 117mm ID ø 95mm inner height 19mm | | |



1

| | | | |
|---|--|-----------------|-----------------------|
| Part No. | 500538 | Ref. No. | 25311 31654 |
| description | pump inlet ø 30mm outlet ø 30mm type ZF150SX 230V 50Hz 1 phase 0.2kW 0.25HP L 170mm rotation direction right capacitor 10µF LGB | | |
| For models: | CM43, CMD43, E36, E40, E40-2F, E43, INDY43F, NK43, NKD43, TS43, UNI43C, UNI43R, UNI43RD, UNI48R, UNI48RD | | |
| spare parts for | 500538 | | |
|  | Part No. | 365015 | Ref. No. — |
| | operating capacitor capacity 10µF 400V tolerance 5%Hz ambient temperature max. -25 to +85°C ø 35.5mm L 59mm M8 plastic connection male faston 6.3mm protection | | |
|  | Part No. | 510703 | Ref. No. 38795 |
| | mechanical shaft seal for shaft ø 13mm slide ring H 13mm height counter ring 5.5mm ED ø 26mm | | |
|  | Part No. | 521527 | Ref. No. — |
| | pump cover LGB inlet ø 30mm outlet ø 30mm | | |
|  | Part No. | 521701 | Ref. No. — |
| | pump cover gasket | | |
|  | Part No. | 521707 | Ref. No. 26229 |
| | pump cover gasket | | |






1

| | | | |
|--------------------|---|-----------------|-------|
| Part No. | 499084 | Ref. No. | 34170 |
| description | pump inlet ø 44mm outlet ø 39mm type ZF340VSX 220-240V 50Hz 1 phase 0.7kW L 245mm rotation direction right capacitor 16µF LGB HOONVED | | |





1

| | | | |
|---|---|-----------------|--|
| Part No. | 500157 | Ref. No. | 31154 |
| description | pump inlet ø 45mm outlet ø 39mm type ZF320SX 230V 50Hz 1 phase 0.75kW 1HP L 200mm rotation direction right capacitor 12µF LGB | | |
| spare parts for | 500157 | | |
|  | Part No. | 510552 | Ref. No. 26224 630410 H630410 |
| | pump cover gasket pump type 1292-2/3942/3981/3911/3983 | | |
|  | Part No. | 510702 | Ref. No. 26194 31575 33181 |
| | mechanical shaft seal height counter ring 5.5mm ID ø 12mm | | |
|  | Part No. | 521539 | Ref. No. 26181 26181 + 15211 |
| | pump cover FIR inlet ø 45mm outlet ø 40mm auxiliary pressure connection 10mm supporting pressure open turn direction right ø 160mm ID ø 125mm inner height 25mm | | |



1

| | | | |
|---|--|-----------------|---|
| Part No. | 500120 | Ref. No. | 31898 |
| description | pump inlet ø 45mm outlet ø 40mm type ZF320SX 230V 50Hz 1 phase 0.55kW 0.75HP L 200mm rotation direction right capacitor 12.5µF LGB | | |
| For models: | INDY53F, UNI53C, UNI60C | | |
| spare parts for | 500120 | | |
|  | Part No. | 365014 | Ref. No. 25555 |
| | operating capacitor capacity 12.5µF 450V tolerance 5%Hz ambient temperature max. -25 to +85°C ø 35mm L 70mm M8 plastic connection male faston 6.3mm 45S.C3DS.12.5 protection | | |
|  | Part No. | 510702 | Ref. No. 26194 31575 33181 |
| | mechanical shaft seal height counter ring 5.5mm ID ø 12mm | | |
|  | Part No. | 521300 | Ref. No. 33843 |
| | impellor ø 94mm H 27mm pump type ZF320SX thread M8L | | |
|  | Part No. | 521542 | Ref. No. — |
| | pump cover LGB inlet ø 45mm outlet ø 40mm auxiliary pressure connection 13mm supporting pressure open ø 150mm ID ø 120mm inner height 25mm | | |

| | | | |
|---|---|--------|-----------------------|
| spare parts for | 500120 | | |
|  | Part No. | 521714 | Ref. No. 33853 |
| | pump cover gasket thickness 4x4mm Qty 1 pcs | | |



1

| | | | |
|--------------------|--|-----------------|-------|
| Part No. | 500919 | Ref. No. | 28851 |
| description | pump inlet ø 45mm outlet ø 40mm type ZF320SX 230V 50Hz 1 phase 0.55kW 0.75HP L 200mm rotation direction right capacitor 12µF LGB | | |
| For models: | CM52, CM60, CMD52, CMD60, E50, NK52, NK60, NKD52, NKD60, T5-80, UNI53R, UNI53RD | | |



1






| | | | |
|---|--|-----------------|---|
| Part No. | 500121 | Ref. No. | 31682 |
| description | pump inlet ø 45mm outlet ø 40mm type ZF320SX 230V 50Hz 1 phase 0.55kW 0.75HP L 220mm rotation direction right capacitor 12.5µF LGB | | |
| For models: | C53, C53D, C53DE, C53E, C6, C60, C60DE, C60E, C6D, C6DE, C6E, C6EBT, DP45, DP45D, DP45DE, DP45E, DP50, DP50D, DP50DE, DP50E, DP50EBT, SP45, SP45D, SP45DE, SP45E, SP5, SP50DE, SP50E, SP5D, SP5DE, SP5E, ST53DE, ST53E, ST60DE, ST60E, ST60EBT, STS53, STS53D, STS60, STS60D, TN-TDN5, TN-TDN6 | | |
| spare parts for | 500121 | | |
|  | Part No. | 365014 | Ref. No. 25555 |
| | operating capacitor capacity 12.5µF 450V tolerance 5%Hz ambient temperature max. -25 to +85°C ø 35mm L 70mm M8 plastic connection male faston 6.3mm 45S.C3DS.12.5 protection | | |
|  | Part No. | 510702 | Ref. No. 26194 31575 33181 |
| | mechanical shaft seal height counter ring 5.5mm ID ø 12mm | | |
|  | Part No. | 521300 | Ref. No. 33843 |
| | impellor ø 94mm H 27mm pump type ZF320SX thread M8L | | |






Table continues overleaf



| | | | |
|--|----------|--------|----------------|
| spare parts for 500121 | | | |
|  | Part No. | 521542 | Ref. No. — |
| pump cover LGB inlet ø 45mm outlet ø 40mm auxiliary pressure connection 13mm supporting pressure open ø 150mm ID ø 120mm inner height 25mm | | | |
|  | Part No. | 521714 | Ref. No. 33853 |
| pump cover gasket thickness 4x4mm Qty 1 pcs | | | |








1

| | | | |
|--|---|-----------------|----------------------------------|
| Part No. | 500122 | Ref. No. | 29562 34193 |
| description | pump inlet ø 62mm outlet ø 52mm type AM5225DX 230/400V 50Hz 3 phase 1.2kW 1.6HP L 300mm rotation direction left LGB | | |
| For models: | CA55, CA90, CAP7, ED550, ED650E, ED650E-90, K80F, K80G, RCA1100, SO55, SO55-400V3-50Hz-MARINE | | |
| spare parts for 500122 | | | |
|  | Part No. | 501495 | Ref. No. — |
| cover plastic for terminal box for pump LGB | | | |
|  | Part No. | 510551 | Ref. No. 26223 27066 33855 |
| pump cover gasket ID ø 158.3mm pump type 1214/1293/1225/2243/1226/1204/3473/1241 thickness 3.53mm EPDM Qty 1 pcs | | | |
|  | Part No. | 510694 | Ref. No. 27067 33839 |
| mechanical shaft seal for shaft ø 13mm height counter ring 8mm ID ø 11.5mm H 16mm mounting ø 24/26mm int. ø 1 14mm | | | |
|  | Part No. | 521236 | Ref. No. 33856 |
| impeller ø 105mm H 32mm M8R | | | |
|  | Part No. | 521516 | Ref. No. 33848 630154 |
| pump cover LGB inlet ø 62mm outlet ø 52mm auxiliary pressure connection 12mm supporting pressure closed turn direction left ø 190mm ID ø 150mm inner height 40mm | | | |











1

| | | | |
|--|--|-----------------|----------------------------------|
| Part No. | 500536 | Ref. No. | 31147 |
| description | pump inlet ø 62mm outlet ø 52mm type AM5225DX 230V 50Hz 1 phase 0.9kW 1.2HP L 300mm rotation direction left capacitor 20µF LGB | | |
| For models: | CA90, ED650E, ED650S | | |
| spare parts for 500536 | | | |
|  | Part No. | 365019 | Ref. No. — |
| operating capacitor capacity 20µF 400V tolerance 5% 50/60Hz ambient temperature max. -25 to +85°C ø 39.5mm L 70mm M8 plastic connection male faston 6.3mm 16.10.25. protection | | | |
|  | Part No. | 510551 | Ref. No. 26223 27066 33855 |
| pump cover gasket ID ø 158.3mm pump type 1214/1293/1225/2243/1226/1204/3473/1241 thickness 3.53mm EPDM Qty 1 pcs | | | |
|  | Part No. | 510694 | Ref. No. 27067 33839 |
| mechanical shaft seal for shaft ø 13mm height counter ring 8mm ID ø 11.5mm H 16mm mounting ø 24/26mm int. ø 1 14mm | | | |
|  | Part No. | 521217 | Ref. No. 33844 |
| impeller ø 110mm H 32mm thread M8R shaft ø 20mm shaft length 10mm seat ø 8.2mm blades 6 for ZF522DX | | | |
|  | Part No. | 521516 | Ref. No. 33848 630154 |
| pump cover LGB inlet ø 62mm outlet ø 52mm auxiliary pressure connection 12mm supporting pressure closed turn direction left ø 190mm ID ø 150mm inner height 40mm | | | |







1

| | | | |
|---|--|-----------------|---|
| Part No. | 500537 | Ref. No. | 34800 |
| description | pump inlet ø 62mm outlet ø 52mm type ZF522VDX 230V 50Hz 1 phase 0.85kW 1.16HP L 255mm rotation direction left capacitor 16µF auxiliary pressure connection 12mm supporting pressure open LGB | | |
| For models: | CA55, CAP7, CAP7E, ED550, SO55, SO55E | | |
| spare parts for | 500537 | | |
|  | Part No. | 365021 | Ref. No. 34173 |
| | operating capacitor capacity 16µF 425V tolerance 5% 50/60Hz ambient temperature max. -25 to +85°C ø 35mm L 73mm single M8 plastic connection male faston 6.3mm 416.10.99 protection | | |
|  | Part No. | 510551 | Ref. No. 26223 27066 33855 |
| | pump cover gasket ID ø 158.3mm pump type 1214/1293/1225/2243/1226/1204/3473/1241 thickness 3.53mm EPDM Qty 1 pcs | | |
|  | Part No. | 510693 | Ref. No. 26314 33840 34182 H630501 H630523 |
| | mechanical shaft seal for shaft ø 12mm slide ring ext. ø 24mm slide ring H 15.5mm slide ring int. ø 11mm counter ring mounting ø 24mm height counter ring 8mm counter ring int. ø 13.5mm | | |
|  | Part No. | 512420 | Ref. No. — |
| | bracket mounting distance 110mm | | |
|  | Part No. | 512421 | Ref. No. — |
| | fan wheel shaft intake ø 11mm ø 110mm H 20mm | | |
|  | Part No. | 521058 | Ref. No. — |
| | fanwheel cover suitable for LGB ID ø 138mm ED ø 142mm H 59mm plastic | | |
|  | Part No. | 521281 | Ref. No. — |
| | impellor ø 90mm H 30mm thread M8R shaft ø 20mm shaft length 10mm seat ø 8.2mm blades 6 | | |
|  | Part No. | 521516 | Ref. No. 33848 630154 |
| | pump cover LGB inlet ø 62mm outlet ø 52mm auxiliary pressure connection 12mm supporting pressure closed turn direction left ø 190mm ID ø 150mm inner height 40mm | | |



1

| | | | |
|---|---|-----------------|---|
| Part No. | 499141 | Ref. No. | 34432 36334 |
| description | pump inlet ø 62mm outlet ø 52mm type ZF800DX 230/400V 50Hz 3 phase 1.65kW 2.2HP L 336mm rotation direction left auxiliary pressure connection 12mm supporting pressure closed LGB | | |
| For models: | C90, C90DE, C90DE2, C90E, C90E2, C90EBT, C90EBT2, C98, CAP10, CAP12, CAP12DE, CAP12EBT, EDI4, EDI6, EDI6-2, EDI6BT, HD40ALTABT, HD40BT, HD60BT, LO50, LO50E, LO56, LO62, LO67, LO67-2, RLO200, RLO50, SMW15, SMW15E, SO120, US-X501 | | |
| spare parts for | 499141 | | |
|  | Part No. | 510551 | Ref. No. 26223 27066 33855 |
| | pump cover gasket ID ø 158.3mm pump type 1214/1293/1225/2243/1226/1204/3473/1241 thickness 3.53mm EPDM Qty 1 pcs | | |
|  | Part No. | 510694 | Ref. No. 27067 33839 |
| | mechanical shaft seal for shaft ø 13mm height counter ring 8mm ID ø 11.5mm H 16mm mounting ø 24/26mm int. ø 14mm | | |
|  | Part No. | 521276 | Ref. No. 34484 |
| | impellor ø 120mm H 39mm pump type ZF800DX shaft intake ø 12mm rotation direction left thread M8R pump for ZF800DX blades 6 | | |
|  | Part No. | 521516 | Ref. No. 33848 630154 |
| | pump cover LGB inlet ø 62mm outlet ø 52mm auxiliary pressure connection 12mm supporting pressure closed turn direction left ø 190mm ID ø 150mm inner height 40mm | | |



booster pumps I



1

| | | | |
|--------------------|---|-----------------|-------------------|
| Part No. | 499236 | Ref. No. | 100789 H100789 |
| description | pump inlet ø 1 1/4" IT outlet ø 1" IT type CEA120/2/A 220-240/380-415V 50Hz 3 phase 0.64kW rotation direction left LOWARA | | |
| For models: | EDI13-2, EDI13ALTA-2, EDI13ALTABT, EDI13BT, EDI6BT, EDI8-2, EDI8BT, HG2LR, HGLR, LO134-2, LO134ALTA-2, LO83-2 | | |




| | | | |
|---|--|-----------------|-------------------|
|  | | | |
| 1 | | | |
| Part No. | 500060 | Ref. No. | 25342 25345 |
| description | pump inlet ø 1" outlet ø 1" type PQM60 230V 50Hz 1 phase 0.37kW PEDRELLLO | | |
| For models: | C90DE, C90DE2, C98, ED700, L062 | | |
| accessories for | 500060 | | |
|  | Part No. | 365015 | Ref. No. — |
| | operating capacitor capacity 10µF 400V tolerance 5%Hz ambient temperature max. -25 to +85°C ø 35.5mm L 59mm M8 plastic connection male faston 6.3mm protection | | |

| | | | |
|--|--|-----------------|-------------------|
|  | | | |
| 1 | | | |
| Part No. | 500961 | Ref. No. | H100342 |
| description | drain pump inlet ø 30mm outlet ø 23mm 100W 230V 50Hz GRE | | |
| For models: | CAP7, CAP7E, EDI4, L056, S055, S055E | | |
| accessories for | 500961 | | |
|  | Part No. | 524719 | Ref. No. — |
| | formed hose hose ext. ø 40mm hose int. ø 30mm L 65mm warewashing black Qty 1 | | |

drain pumps

GRE

| | | | |
|---|--|-----------------|-------------------|
|  | | | |
| 1 | | | |
| Part No. | 500967 | Ref. No. | 100803 H100803 |
| description | drain pump inlet ø 30mm outlet ø 22mm 100W 230V 50Hz GRE | | |
| spare parts for | 500967 | | |
|  | Part No. | 500307 | Ref. No. — |
| | filter | | |
|  | Part No. | 500899 | Ref. No. — |
| | pump cover inlet ø 30mm outlet ø 22mm pump type 500.213 | | |

| | | | |
|---|--|-----------------|-------|
|  | | | |
| 1 | | | |
| Part No. | 500462 | Ref. No. | 31623 |
| description | drain pump inlet ø 30mm outlet ø 23mm 100W 230V 50Hz GRE | | |
| For models: | APS43, APS48, APS48B, APS53, APS60, APSE43, APSE48, APSE53, APSE60, BPN48, BPS43, BPS52, FW35, FW40, FW40B, FW45, FW50, VS-X313, VS-X313-LP-DOS, VS-X515, VS-X515-LP-DOS | | |

HANNING

| | | | |
|---|---|-----------------|-----------------|
|  | | | |
| 1 | | | |
| Part No. | 499286 | Ref. No. | 100893 35093 |
| description | drain pump inlet ø 30mm outlet ø 24mm 220-240V 30W 50Hz HANNING type DPS25-131 | | |
| For models: | 60BT, 60BT-3, 60EBT, AP43E, AP48E, AP53E, AP60E, APS43, APS48, APS48B, APS53, APS60, C35E, C43DE, C43E, C46DE, C46E, C53DE, C53E, C60DE, C60E, C68DE, C68E, C6DE, C6E, C6EBT, DP45DE, DP45E, DP50DE, DP50E, DP50EBT, FW35, FW35E, FW40, FW40B, FW40E, FW45, FW50, RSP50, RSP50A, SD5BT, SP35DE, SP35E, SP40DE, SP40E, SP45DE, SP45E, SP50DE, SP50E, SP50E-400V3-50Hz-MARINE...(Other models you can see in the webshop) | | |



booster pumps II

accessories



1

| | | | |
|--------------------|--|-----------------|----------------|
| Part No. | 365017 | Ref. No. | 32712 33543 |
| description | operating capacitor capacity 5µF 450V tolerance 5% 50/60Hz ambient temperature max. -25 to +85°C ø 28mm L 54mm M8 plastic connection male faston 6.3mm 16.10.08 protection | | |
| For models: | 60BT, 60BT-3, 60EBT, AP43E, AP48E, C3, C35, C35E, C4, C43, C43-2, C43ALTA, C43D, C43DE, C43E, C46DE, C46E, C48, C48-2, C48D, C48D-2, C48DDL, C48DL, C48E, C90EBT, C90EBT2, C98, CAP10BT, CAP12EBT, CDN3, CDN4, CR43, CR43D, CR48, CR48D, DP35, DP35-2, DP35D, DP35D-2, DP40, DP40-2, DP40D, DP40D-2, DP40D-rib2, DP40-rib2, EDI13, EDI13-2, EDI13ALTA, EDI13ALTA-2, EDI4...(Other models you can see in the webshop) | | |

condensators & interference suppression filters

operating capacitors

plastic



1

| | | | |
|--------------------|--|-----------------|-------|
| Part No. | 365014 | Ref. No. | 25555 |
| description | operating capacitor capacity 12.5µF 450V tolerance 5%Hz ambient temperature max. -25 to +85°C ø 35mm L 70mm M8 plastic connection male faston 6.3mm 45S.C3DS.12.5 protection | | |
| For models: | AP53E, AP60E, APS43, APS48, APS48B, APS53, APS60, APSE43, APSE48, APSE53, APSE60, BPN48, BPS43, BPS52, C53, C53D, C53DE, C53E, C6, C60, C60DE, C60E, C68DE, C68E, C68EBT, C6D, C6DE, C6E, C6EBT, CM48, CM52, CM60, CMD48, CMD52, CMD60, DP45, DP45D, DP45DE, DP45E, DP50, DP50D, DP50DE, DP50E, E50, ED700-90, FW35, FW40, FW40B, FW45, FW50...(Other models you can see in the webshop) | | |



1

| | | | |
|--------------------|---|-----------------|-------|
| Part No. | 365021 | Ref. No. | 34173 |
| description | operating capacitor capacity 16µF 425V tolerance 5% 50/60Hz ambient temperature max. -25 to +85°C ø 35mm L 73mm single M8 plastic connection male faston 6.3mm 416.10.99 protection | | |
| For models: | 60BT, 60BT-3, 60EBT, C53DE, C53E, C60, C60D, C60DE, C60E, C81, C81E, C81EBT, CA55, CAP7, CAP7E, DP50, DP50D, DP50DE, DP50E, DP50EBT, ED550, RSP50, RSP50A, SD5BT, SO55, SO55-400V3-50Hz-MARINE, SO55-440V3-60Hz-MARINE, SO55E, SP45DE, SP45E, SP50, SP50-400V, SP50-440V, SP50D, SP50DE, SP50E, SP81, SP81E, ST60DE, ST60E, ST60EBT, STS60, STS60D, TN-TDN5, TN-TDN6, VS-X313, VSX313-LP-DOS, VS-X515, VS-X515-LP-DOS | | |

1

| | | | |
|--------------------|--|-----------------|-------|
| Part No. | 512067 | Ref. No. | 32544 |
| description | operating capacitor capacity 40µF 450V | | |



1

| | | | |
|--------------------|--|-----------------|----------------|
| Part No. | 365017 | Ref. No. | 32712 33543 |
| description | operating capacitor capacity 5µF 450V tolerance 5% 50/60Hz ambient temperature max. -25 to +85°C ø 28mm L 54mm M8 plastic connection male faston 6.3mm 16.10.08 protection | | |
| For models: | 60BT, 60BT-3, 60EBT, AP43E, AP48E, C3, C35, C35E, C4, C43, C43-2, C43ALTA, C43D, C43DE, C43E, C46DE, C46E, C48, C48-2, C48D, C48D-2, C48DDL, C48DL, C48E, C90EBT, C90EBT2, C98, CAP10BT, CAP12EBT, CDN3, CDN4, CR43, CR43D, CR48, CR48D, DP35, DP35-2, DP35D, DP35D-2, DP40, DP40-2, DP40D, DP40D-2, DP40D-rib2, DP40-rib2, EDI13, EDI13-2, EDI13ALTA, EDI13ALTA-2, EDI4...(Other models you can see in the webshop) | | |

filters

interference suppression filters



1

| | | | |
|--------------------|---|-----------------|-------------------|
| Part No. | 365046 | Ref. No. | 631209 H631209 |
| description | interference suppression filter type 10S7E-G1474253105-Q 115/250V 50/60Hz conductor 2 with E connection male faston 6.3mm L 40mm ø 40mm Hmm Wmm M8 plastic Qty 1 pcs | | |
| For models: | 60EBT, C35E, C43DE, C43E, C46DE, C46E, C53DE, C53E, C60DE, C60E, C6DE, C6E, C6EBT, CAP10, CAP10BT, CAP10DE, CAP12, CAP12DE, CAP12EBT, CAP15EBT, EDI4, HD130BT, HD40ALTABT, HD40BT, HD60BT, HD80BT | | |



1

| | | | |
|--------------------|---|-----------------|-------|
| Part No. | 365086 | Ref. No. | 31324 |
| description | interference suppression filter type 10S7E-G1474253105-Q 115/250V 50/60Hz conductor 2 with E connection male faston 6.3mm L 40mm ø 40mm Hmm Wmm M8 plastic Qty 1 pcs | | |
| For models: | 60BT, 60BT-3, 60EBT, AP43E, AP48E, AP53E, AP60E, APS43, APS48, APS48B, APS53, APS60, APSE43, APSE48, APSE53, APSE60, C35, C35E, C43, C43-2, C43ALTA, C43D, C43DE, C43E, C46DE, C46E, C48, C48-2, C48D, C48D-2, C48DDL, C48DL, C48E, C53, C53D, C53DE, C53E, C6, C60, C60D, C60DE, C60E, C68DE, C68E, C68EBT, C6D, C6DE, C6E, C6EBT, C81...(Other models you can see in the webshop) | | |



fuses

fine fuses



1

| | | | |
|--------------------|--|-----------------|-------------------|
| Part No. | 358028 | Ref. No. | 130248 H130248 |
| description | fine fuse size ø10x38mm 20A rated 500V type Gg fast-acting Qty 1 pcs | | |
| For models: | AC101, AC151, AC181, AC201, AC241, AC91, EDT100, EDT140, EDT170, EDT200, EDT230, EDT85, HTP195, HTP205, HTP220, TR100, TR140, TR170, TR200, TR230, TR90, TR-E100, TR-E150, TR-E170, TR-E200, TR-E230 | | |



1

| | | | |
|--------------------|--|-----------------|-------|
| Part No. | 358032 | Ref. No. | 28118 |
| description | fine fuse size ø10x38mm 25A rated 500V type Gg fast-acting Qty 1 pcs | | |
| For models: | ED600-95, ED700-90, EDI4, EDI5, EDI6, EDI6-2, EDI6BT, EDI8, EDI8-2, EDI8BT, LO56, LO60, LO61, LO67, LO67-2, LO78, LO83, LO83-2, RLO200, RLO300 | | |



1

| | | | |
|--------------------|--|-----------------|-------------------|
| Part No. | 358021 | Ref. No. | 130260 H130260 |
| description | fine fuse size ø10x38mm 2A rated 500V type gl fast-acting Qty 1 pcs | | |
| For models: | AC101, AC151, AC181, AC201, AC241, AC91, EDT100, EDT140, EDT170, EDT200, EDT230, EDT85, TR100, TR140, TR170, TR200, TR230, TR90, TR-E100, TR-E150, TR-E170, TR-E200, TR-E230 | | |



1

| | | | |
|--------------------|---|-----------------|-------|
| Part No. | 358023 | Ref. No. | 28048 |
| description | fine fuse size ø10x38mm 6A rated 500V type Gg fast-acting Qty 1 pcs | | |
| For models: | E40, E43, E50, ED600-95, ED630-90, ED700-90, EDI13, EDI13-2, EDI13ALTA, EDI13ALTA-2, EDI13ALTABT, EDI13BT, EDI4, EDI5, EDI6, EDI6-2, EDI6BT, EDI8, EDI8-2, EDI8BT, LO134, LO134-2, LO134ALTA, LO134ALTA-2, LO56, LO60, LO61, LO67, LO67-2, LO78, LO83, LO83-2, RLO200, RLO300, RLO400 | | |

electric accessories

cables

ribbon cables

group 1



1

| | | | |
|--------------------|---|-----------------|-----------------|
| Part No. | 400066 | Ref. No. | 110501 37790 |
| description | ribbon cable 10-pole L 1000mm plug type FC-10P raster size 2.54mm | | |
| For models: | CAP7E, SO55E | | |



1

| | | | |
|--------------------|---|-----------------|---------------------------|
| Part No. | 402927 | Ref. No. | 110492 110498 36492 |
| description | ribbon cable 10-pole L 500mm plug type FC-10P raster size 2.54mm | | |
| For models: | 60EBT, C43DE, C43E, C46DE, C46E, C53DE, C53E, C60DE, C60E, C68DE, C68E, C68EBT, C6DE, C6E, C6EBT, DP45DE, DP45E, DP50DE, DP50E, DP50EBT, SP35DE, SP35E, SP40DE, SP40E, SP45DE, SP45E, SP50DE, SP50E, SP50E-400V3-50Hz-MARINE, SP50E-440V3-60Hz-MARINE, SP5DE, SP5E, SP68DE, SP68E, ST43DE, ST43E, ST48DE, ST48E, ST48EBT, ST53DE, ST53E, ST60DE, ST60E, ST60EBT | | |



1

| | | | |
|--------------------|---|-----------------|---------|
| Part No. | 402992 | Ref. No. | H110482 |
| description | ribbon cable 20-pole L 1250mm plug type 2 row coded | | |
| For models: | AP43E, AP48E, AP53E, AP60E, C81E, C90DE, C90DE2, C90E, C90EBT, C90EBT2, CAP10, CAP10BT, CAP12, EDI13-2, EDI13ALTA-2, EDI13ALTABT, EDI13BT, EDI4, EDI6-2, EDI6BT, EDI8-2, EDI8BT, FW35E, FW40E, LO134-2, LO134ALTA-2, LO50E, LO56, LO67-2, LO83-2, SMW15E, SO100, SO100-400V3-50Hz-MARINE, SO100-440V3-60Hz-MARINE, SO120, SP81E | | |

terminals

connection terminals with screw/faston connections



1

| | | | |
|--------------------|---|-----------------|---------|
| Part No. | 550534 ¹ | Ref. No. | H150226 |
| description | power terminal block 3-pole max. 40A max 450V connection ø6mm ² / F6.3 temp.-resist. 150°C cross section 6mm ² mounting distance 67mm with ground lug | | |
| For models: | C35E, C43DE, C43E, C46DE, C46E, C6DE, C6E, SP35DE, SP35E, SP40DE, SP40E, SP5DE, SP5E, SPB35E | | |

¹with ground lug

equipment-specific units

for dough mixers

chains

connectors



1

| | | | |
|--------------------|---|-----------------|---------|
| Part No. | 693276 | Ref. No. | H410903 |
| description | connector single DIN/ISO 08 B-1 splitting 1/2" links 1 L 23mm internal width 11.8mm rollerø 4.3mm metal | | |
| For models: | EDT100, EDT140, EDT170, EDT200, EDT230, EDT85, TR100, TR140, TR170, TR200, TR230, TR90, TR-E100, TR-E150, TR-E170, TR-E200, TR-E230 | | |



for espresso machines

brewing units

filter holder gaskets

O-rings



1

| | | | |
|--------------------|---|-----------------|----------------------------|
| Part No. | 510409 | Ref. No. | 200815 33402 H200815 |
| description | O-ring EPDM thickness 5.34mm ID ø 56.52mm Qty 1 pcs | | |
| For models: | 60BT, 60BT-3, 60EBT, AC101, AC151, AC181, AC201, AC241, AC91, AP53E, AP60E, APS43, APS48, APS48B, APS53, APS60, C53, C53D, C53DE, C53E, C60, C60D, C60DE, C60E, C68DE, C68E, C68EBT, C6DE, C6E, C6EBT, C81, C81E, C81EBT, C90, C90DE, C90DE2, C90E, C90E2, C90EBT, C90EBT2, C98, CA120, CA55, CA90, CAP10, CAP10BT, CAP-10DE, CAP12, CAP12DE, CAP12EBT... (Other models you can see in the webshop) | | |

for coffee grinders



1

| | | | |
|--------------------|---|-----------------|---------|
| Part No. | 345019 | Ref. No. | H120712 |
| description | rotary switch sets of contacts 2 2 0-1 type CA0120002 380V 12A shaft ø 5x5mm shaft L 23mm shaft square connection screw | | |
| For models: | EDT85, TR100, TR90, TR-E90 | | |

for dishwashers

drain and intake components

HOOONVED

drain /intake bodies



1

| | | | |
|--------------------|--|-----------------|-----------------|
| Part No. | 510803 | Ref. No. | 160203 33524 |
| description | connection angle ED ø 35mm ID ø 30mm | | |
| For models: | AC101, AC151, AC181, AC201, AC241, AC91, C81, C81E, C81EBT, C90, C90DE, C90DE2, C90E, C90E2, C90EBT, C90EBT2, C98, CA120, CA55, CA90, CAP10, CAP10BT, CAP10DE, CAP12, CAP12DE, CAP12EBT, CAP15EBT, CAP7, CAP7E, ED550, ED600-95, ED650E, ED650S, ED700-90, EDI13, EDI13-2, EDI13ALTA, EDI13ALTA-2, EDI13ALTABT, EDI13BT, EDI4, EDI5, EDI6, EDI6-2, EDI6BT, EDI8, EDI8-2, EDI8BT, EDT100, EDT140... (Other models you can see in the webshop) | | |



1

| | | | |
|--------------------|---|-----------------|-------|
| Part No. | 517638 | Ref. No. | 25107 |
| description | connection angle thread 1" ø 27.5mm L 84mm | | |
| For models: | CM43, CM48, CM52, CMD43, CMD48, CMD52, E36, E40, E43, E50, NK43, NK48, NK52, NKD43, NKD48, NKD52, T3-80, T4-80, UNI43R, UNI43RD, UNI48R, UNI48RD, UNI53R, UNI53RD | | |



1

| | | | |
|--------------------|---|-----------------|-----------------|
| Part No. | 517636 | Ref. No. | 190234 31021 |
| description | drain connection angled thread 1 1/4" ø 30mm L 82mm | | |
| For models: | BPN48, BPS43, BPS52, C35E, C43DE, C43E, C46DE, C46E, SP35DE, SP35E, SP40DE, SP40E, SPB35E, ST43DE, ST43E, ST48DE, ST48E | | |



1

| | | | |
|--------------------|---|-----------------|-----------------|
| Part No. | 512110 | Ref. No. | 190225 30421 |
| description | drain connection thread 1 1/4" hose ø 30mm | | |
| For models: | 60BT, 60BT-3, 60EBT, C3, C35, C35E, C4, C43, C43-2, C43ALTA, C43D, C43DE, C43E, C46DE, C46E, C48, C48-2, C48D, C48D-2, C48DDL, C48DL, C48E, C53, C53D, C53DE, C53E, C6, C60, C60D, C60DE, C60E, C68DE, C68E, C68EBT, C6D, C6DE, C6E, C6EBT, CDN3, CDN4, CR43, CR43D, CR48, CR48D, DP35, DP35-2, DP35D, DP35D-2, DP40, DP40-2... (Other models you can see in the webshop) | | |

| | | | | | |
|------------------------|--------|-----------------|--------|-----------------|-------|
| accessories for | 512110 | Part No. | 512111 | Ref. No. | 28226 |
|------------------------|--------|-----------------|--------|-----------------|-------|



O-ring EPDM thickness 2.62mm ID ø 45.69mm Qty 1 pcs



1



| | | | |
|--------------------|---|-----------------|-------|
| Part No. | 512348 | Ref. No. | 25003 |
| description | drain fitting thread 1 1/4" ID ø 35mm | | |
| For models: | CM60, CMD60, M60, NK60, NKD60, T5-80, T6-80 | | |




1


| | | | |
|--------------------|---|-----------------|-------|
| Part No. | 512345 | Ref. No. | 25002 |
| description | drain fitting thread 1" ED ø 45mm H 50mm ID ø 25mm | | |
| For models: | CM43, CM48, CM52, CMD43, CMD48, CMD52, E36, E40, E43, E50, NK43, NK48, NK52, NKD43, NKD48, NKD52, T3-80, T4-80, UNI43R, UNI43RD, UNI48R, UNI48RD, UNI53R, UNI53RD | | |





| | | | |
|---|--|-----------------|----------------------------------|
|  | | | |
| 1 | | | |
| Part No. | 510805 | Ref. No. | 33525 H160301 |
| description | drain fitting thread 1½" ED ø 68mm ID ø 39mm | | |
| For models: | C81, C81E, C90, C90DE, C90E, C90EBT, C98, CA120, CA55, CA90, CAP7, CAP7E, ED550, ED600-95, ED650E, ED650S, ED700-90, EDI13, EDI-13ALTA, EDI5, EDI6, EDI8, EDT100, EDT140, EDT170, EDT200, EDT230, EDT85, LO134, LO134ALTA, LO50, LO50E, LO60, LO61, LO62, LO67, LO78, LO83, RCA1100, RCA1200, RCA1200i, RLO200, RLO300, RLO400, RLO50, SMW15, SMW15E, SO55, SO55-400V3-50Hz-MARINE, SO55-440V3-60Hz-MARINE...(Other models you can see in the webshop) | | |
| accessories for | 510805 | | |
|  | Part No. | 510498 | Ref. No. 33527 H180109 |
| | nut thread 1½" | | |


| | | | |
|---|---|-----------------|----------------------------------|
|  | | | |
| 1 | | | |
| Part No. | 524582 | Ref. No. | 270409 H270409 |
| description | drain fitting thread 1½" ID ø 35.5mm | | |
| For models: | AC101, AC151, AC181, AC201, AC241, AC91, EDI13-2, EDI13ALTA-2, EDI13ALTABT, EDI13BT, EDI6-2, EDI6BT, EDI8-2, EDI8BT, EDT100, EDT140, EDT170, EDT200, EDT230, EDT85, HD130BT, HD60BT, HD80BT, LO134-2, LO134ALTA-2, LO67-2, LO83-2, TR100, TR140, TR170, TR200, TR230, TR90, TR-E100, TR-E150, TR-E170, TR-E200, TR-E230 | | |
| accessories for | 524582 | | |
|  | Part No. | 510876 | Ref. No. 33530 H200412 |
| | flat gasket rubber ED ø 45mm ID ø 33mm thickness 3mm Qty 1 pcs | | |
|  | Part No. | 511298 | Ref. No. H160201 |
| | hose connector hose ø 35mm | | |
|  | Part No. | 511309 | Ref. No. H270104 |
| | nut thread 1½" ø 66mm H 9mm WS 51 brass Qty 1 pcs | | |
|  | Part No. | 516254 | Ref. No. 33529 H200410 |
| | flat gasket rubber ED ø 66mm ID ø 46mm thickness 2.1mm Qty 1 pcs | | |

| | | | |
|---|---|-----------------|-------|
|  | | | |
| 1 | | | |
| Part No. | 512125 | Ref. No. | 25138 |
| description | drain fitting thread 1½" ID ø 39mm | | |
| For models: | ED600-95, ED630-90, ED650E, ED650E-90, ED650S, ED650S-90, ED700, ED700-90, ED900, ED900-90, EDI5, K80F, K80G, LO122, LO60, LO61, LO78 | | |


| | | | |
|---|--|-----------------|-------|
|  | | | |
| 1 | | | |
| Part No. | 512150 | Ref. No. | 26637 |
| description | flat gasket rubber D1 ø 55mm D2 ø 42mm thickness 2mm Qty 1 pcs | | |
| For models: | 60BT, 60BT-3, 60EBT, C35, C43, C43D, C48, C48D, C53DE, C53E, C6, C60, C60D, C60DE, C60E, C68DE, C68E, C68EBT, C6D, C6DE, C6E, C6EBT, CM60, CMD60, CR43, CR43D, CR48, CR48D, DP45DE, DP45E, DP50, DP50D, DP50D-115V, DP50DE, DP50E, DP50EBT, NK60, NKD60, RSP50, RSP50A, SD5BT, SP35, SP35D, SP40, SP40D, SP45DE, SP45E, SP5, SP50, SP50-400V...(Other models you can see in the webshop) | | |


| | | | |
|---|---|-----------------|-------|
|  | | | |
| 1 | | | |
| Part No. | 512346 | Ref. No. | 25261 |
| description | flat gasket rubber ED ø 44mm ID ø 32mm thickness 2.5mm Qty 1 pcs | | |
| For models: | CM43, CM48, CM52, CM60, CMD43, CMD48, CMD52, CMD60, E36, E40, E43, E50, ED600-95, ED630-90, ED650E, ED650E-90, ED650S, ED650S-90, ED700, ED700-90, ED900, ED900-90, EDI5, K80F, K80G, LO122, LO60, LO61, LO78, M60, NK43, NK48, NK52, NK60, NKD43, NKD48, NKD52, NKD60, T3-80, T4-80, T5-80, T6-80, UNI43R, UNI43RD, UNI48R, UNI48RD, UNI53R, UNI53RD | | |


| | | | |
|--|--|-----------------|------------------|
|  | | | |
| 1 | | | |
| Part No. | 510876 | Ref. No. | 33530 H200412 |
| description | flat gasket rubber ED ø 45mm ID ø 33mm thickness 3mm Qty 1 pcs | | |
| For models: | C81, C81E, C81EBT, C90, C90DE, C90DE2, C90E, C90E2, C90EBT, C90EBT2, C98, CA120, CA55, CA90, CAP10, CAP10BT, CAP10DE, CAP12, CAP12DE, CAP12EBT, CAP7, CAP7E, ED550, ED600-95, ED650E, ED650S, ED700-90, EDI13, EDI13-2, EDI13ALTA, EDI13ALTA-2, EDI13ALTABT, EDI13BT, EDI4, EDI5, EDI6, EDI6-2, EDI6BT, EDI8, EDI8-2, EDI8BT, EDT100, EDT140, EDT170, EDT200, EDT230, EDT85, HD130BT, HD40ALTABT, HD40BT...(Other models you can see in the webshop) | | |


| | | | |
|---|--|-----------------|-------|
|  | | | |
| 1 | | | |
| Part No. | 512140 | Ref. No. | 31423 |
| description | flat gasket rubber ED ø 65mm ID ø 51mm thickness 3mm Qty 1 pcs | | |
| For models: | 60BT, 60BT-3, APS60, C35, C43, C43ALTA, C43D, C48, C48D, C48DDL, C48DL, C53, C53D, C6, C60, C60D, C6D, CDN3, CDN4, CM48, CM52, CMD43, CMD52, CR43, CR43D, CR48, CR48D, DP35, DP35D, DP40, DP40D, DP45, DP45D, DP50, DP50D, DP50D-115V, FW50, GS-X1011, GS-X1011-WEH, GS-X1021, GS-X1021-WEH, RSP50, RSP50A, SD5BT, SP35, SP35ALTA, SP35D, SP40, SP40D, SP40DDL...(Other models you can see in the webshop) | | |





| | | | |
|---|---|-----------------|------------------|
|  | | | |
| 1 | | | |
| Part No. | 516254 | Ref. No. | 33529 H200410 |
| description | flat gasket rubber ED ø 66mm ID ø 46mm thickness 2.1mm Qty 1 pcs | | |
| For models: | 60BT-3, C81, C81E, C90, C90DE, C90E, C90EBT, C98, CA120, CA55, CA90, CAP7, CAP7E, ED550, ED600-95, ED650E, ED650S, ED700-90, EDI13, EDI13-2, EDI13ALTA, EDI13ALTA-2, EDI13ALTABT, EDI13BT, EDI5, EDI6, EDI6-2, EDI6BT, EDI8, EDI8-2, EDI8BT, EDT100, EDT140, EDT170, EDT200, EDT230, EDT85, LO134, LO134-2, LO134ALTA, LO134ALTA-2, LO50, LO50E, LO60, LO61, LO62, LO67, LO67-2, LO78, LO83...(Other models you can see in the webshop) | | |


| | | | |
|---|---|-----------------|-------|
|  | | | |
| 1 | | | |
| Part No. | 510875 | Ref. No. | 26289 |
| description | flat gasket rubber ED ø 68mm ID ø 48mm thickness 2mm Qty 1 pcs | | |
| For models: | ED600-95, ED630-90, ED650E, ED650E-90, ED650S, ED650S-90, ED700, ED700-90, ED900, ED900-90, EDI5, K80F, K80G, LO122, LO60, LO61, LO78 | | |


| | | | |
|--|---|-----------------|---------|
|  | | | |
| 1 | | | |
| Part No. | 510832 | Ref. No. | H200906 |
| description | flat gasket rubber ED ø 92mm ID ø 66mm thickness 2mm Qty 1 pcs equiv. no. 200906/33456 | | |
| For models: | C81, C90, C90EBT, C98, CA120, CA55, CA90, CAP7, CAP7E, ED550, ED650E, ED650S, EDI13-2, EDI13ALTA-2, EDI6-2, EDI6BT, EDI8-2, EDT100, EDT140, EDT170, EDT200, EDT230, EDT85, LO134-2, LO134ALTA-2, LO50, LO62, LO67-2, LO83-2, RCA1100, RCA1200, RCA1200i, RLO50, SMW15, SO55, SO55E, SP81, TR100, TR140, TR170, TR200, TR230, TR90, TR-E100, TR-E150, TR-E170, TR-E200, TR-E230, TR-E90, US-X501 | | |


| | | | |
|---|--|-----------------|-------|
|  | | | |
| 1 | | | |
| Part No. | 512148 | Ref. No. | 32717 |
| description | gasket | | |
| For models: | C60, C60D, DP50, DP50D, SP50, SP50-400V, SP50-440V, SP50D, STS60, STS60D, VS-X313, VS-X313-LP-DOS, VS-X515, VS-X515-LP-DOS | | |

| | | | |
|---|---|-----------------|---------|
|  | | | |
| 1 | | | |
| Part No. | 510807 | Ref. No. | H160202 |
| description | hose connector hose ø 30mm | | |
| For models: | CAP10BT, EDI13, EDI13-2, EDI13ALTA, EDI13ALTA-2, EDI4, EDI6, EDI6-2, EDI8, EDI8-2, LO134, LO134-2, LO134ALTA, LO134ALTA-2, LO56, LO67, LO67-2, LO83, LO83-2, RLO200, RLO300, RLO400 | | |

| | | | |
|---|--|-----------------|----------------------------|
|  | | | |
| 1 | | | |
| Part No. | 511298 | Ref. No. | H160201 |
| description | hose connector hose ø 35mm | | |
| For models: | EDT100, EDT140, EDT170, EDT200, EDT230, EDT85, TR100, TR140, TR170, TR200, TR230, TR90, TR-E100, TR-E150, TR-E170, TR-E200, TRE230, TR-E90 | | |
| accessories for | 511298 | | |
| | Part No. | 510356 | Ref. No. |
| | | | 180102 33526 H180102 |
| | nut thread 1½" | | |
| | Part No. | 510876 | Ref. No. |
| | | | 33530 H200412 |
| | flat gasket rubber ED ø 45mm ID ø 33mm thickness 3mm Qty 1 pcs | | |

| | | | |
|---|---|-----------------|-------|
|  | | | |
| 1 | | | |
| Part No. | 512139 | Ref. No. | 25001 |
| description | intake body | | |
| For models: | C35, C43, C43D, C48, C48D, CDN3, CDN4, CM43, CM48, CM52, CM60, CMD43, CMD48, CMD52, CMD60, CR43, CR43D, CR48, CR48D, E36, E40, E43, E50, M60, NK43, NK48, NK52, NK60, NKD43, NKD48, NKD52, NKD60, SP35, SP35D, SP40, SP40D, SPB35, SPR36, SPR36D, SPR41, SPR41D, T3-80, T4-80, T5-80, T6-80, UNI43R, UNI43RD, UNI48R, UNI48RD, UNI53R...(Other models you can see in the webshop) | | |

| | | | |
|---|--|-----------------|-------|
|  | | | |
| 1 | | | |
| Part No. | 512149 | Ref. No. | 32716 |
| description | intake body | | |
| For models: | C60, C60D, DP50, DP50D, SP50, SP50-400V, SP50-440V, SP50D, STS60, STS60D, VS-X313, VS-X313-LP-DOS, VS-X515, VS-X515-LP-DOS | | |

| | | | |
|---|----------------------------------|-----------------|-------|
|  | | | |
| 1 | | | |
| Part No. | 511329 | Ref. No. | 31621 |
| description | intake body thread 1¼" ID ø 32mm | | |




1

| | | | |
|--------------------|--|-----------------|-------|
| Part No. | 512343 | Ref. No. | 31621 |
| description | intake body thread 1 1/4" ID ø 32mm | | |
| For models: | 60EBT, AP43E, AP48E, AP53E, AP60E, APS43, APS48, APS48B, APS53, APS60, APSE43, APSE48, APSE53, APSE60, BPN48, BPS43, BPS52, C53DE, C53E, C60DE, C60E, C68DE, C68E, C6DE, C6E, C6EBT, DP45DE, DP45E, DP50DE, DP50E, DP50EBT, FW35, FW35E, FW40, FW40B, FW40E, FW45, FW50, SP45DE, SP45E, SP50DE, SP50E, SP50E-400V3-50Hz-MARINE, SP50E-440V3-60Hz-MARINE, SP5DE, SP5E, SP68DE, SP68E, ST43DE, ST43E...(Other models you can see in the webshop) | | |



2

| | | | |
|---|--|-----------------|---------------------------------|
| Part No. | 512113 | Ref. No. | 160310 30425 |
| description | intake body thread 1 1/2" ED ø 50mm | | |
| For models: | 60EBT, AP43E, AP48E, AP53E, AP60E, APS43, APS48, APS48B, APS53, APSE43, APSE48, APSE53, BPN48, BPS43, BPS52, C35E, C43-2, C43DE, C43E, C46DE, C46E, C48-2, C48D-2, C48E, C53DE, C53E, C60DE, C60E, C68DE, C68E, C68EBT, C6DE, C6E, C6EBT, DP35-2, DP35D-2, DP40-2, DP40D-2, DP40D-rib2, DP40-rib2, DP45DE, DP45E, DP50DE, DP50E, DP50EBT, E40-2F, FW35, FW35E, FW40, FW40B...(Other models you can see in the webshop) | | |
| accessories for | 512113 | | |
|  | Part No. | 528192 | Ref. No. 200842 31948 |
| | O-ring EPDM thickness 3mm ID ø 56mm Qty 1 pcs | | |



1

| | | | |
|--------------------|---|-----------------|-------|
| Part No. | 512153 | Ref. No. | 32715 |
| description | intake body thread 1 1/2" hose ø 40mm | | |
| For models: | 60BT, 60BT-3, APS60, APSE60, C3, C4, C43ALTA, C48DDL, C48DL, C53, C53D, C6, C60, C60D, C6D, DP35, DP35D, DP40, DP40D, DP45, DP45D, DP50, DP50D, DP50D-115V, FW50, GS-X1011, GS-X1011-WEH, GSX1021, GS-X1021-WEH, RSP50, RSP50A, SD5BT, SP35ALTA, SP40DDL, SP40DL, SP45, SP45D, SP5, SP50, SP50-400V, SP50-440V, SP50D, SP5D, STS43, STS43D, STS48, STS48D, STS53, STS53D, STS60...(Other models you can see in the webshop) | | |



1

| | | | |
|--------------------|--|-----------------|-----------------|
| Part No. | 510472 | Ref. No. | 180235 33451 |
| description | intake body thread 2" ID ø 50mm | | |
| For models: | C81, C81E, C81EBT, C90, C90DE, C90E, C90EBT, C98, CA120, CA55, CA90, CAP7, CAP7E, ED550, ED650E, ED650S, HG2LR, HGLR, LO50, LO50E, LO62, RCA1100, RCA1200, RCA1200i, RLO50, SMW15, SMW15E, SO55, SO55-400V3-50Hz-MARINE, SO55-440V3-60Hz-MARINE, SO55E, SP81, SP81E, US-X501 | | |



1

| | | | |
|--------------------|---|-----------------|---------|
| Part No. | 510815 | Ref. No. | H180236 |
| description | intake body thread 2" ID ø 51mm | | |
| For models: | EDI13-2, EDI13ALTA-2, EDI6-2, EDI6BT, EDI8-2, EDT100, EDT140, EDT170, EDT200, EDT230, EDT85, LO134-2, LO134ALTA-2, LO67-2, LO83-2, TR100, TR140, TR170, TR200, TR230, TR90, TR-E100, TR-E150, TR-E170, TR-E200, TR-E230, TR-E90 | | |



1

| | | | |
|--------------------|--|-----------------|---------|
| Part No. | 519583 | Ref. No. | h180248 |
| description | intake/drain body thread 1 1/2" ED ø 130mm ID ø 90mm hose ø 50mm | | |



1




| | | | |
|--------------------|--|-----------------|-------|
| Part No. | 512127 | Ref. No. | 25007 |
| description | nut for drain assembly thread 1 1/2" ED ø 69mm | | |
| For models: | CM43, CM48, CM52, CM60, CMD43, CMD48, CMD52, CMD60, E36, E40, E43, E50, ED600-95, ED630-90, ED650E, ED650E-90, ED650S, ED650S-90, ED700, ED700-90, ED900, ED900-90, EDI5, K80F, K80G, LO122, LO60, LO61, LO78, NK43, NK48, NK52, NK60, NKD43, NKD48, NKD52, NKD60, UNI43R, UNI43RD, UNI48R, UNI48RD, UNI53R, UNI53RD | | |





1


| | | | |
|--------------------|---|-----------------|-------|
| Part No. | 512347 | Ref. No. | 25005 |
| description | nut thread 1" | | |
| For models: | CM43, CM48, CM52, CMD43, CMD48, CMD52, E36, E40, E43, E50, NK43, NK48, NK52, NKD43, NKD48, NKD52, T3-80, T4-80, UNI43R, UNI43RD, UNI48R, UNI48RD, UNI53R, UNI53RD | | |





| | | | |
|---|--|-----------------|----------------------------|
|  | | | |
| 1 | | | |
| Part No. | 510356 | Ref. No. | 180102 33526 H180102 |
| description | nut thread 1 1/2" | | |
| For models: | AC101, AC151, AC181, AC201, AC241, AC91, C81, C81E, C81EBT, C90, C90DE, C90DE2, C90E, C90E2, C90EBT, C90EBT2, C98, CA120, CA55, CA90, CAP10, CAP10BT, CAP10DE, CAP12, CAP12DE, CAP12EBT, CAP15EBT, CAP7, CAP7E, ED550, ED600-95, ED650E, ED650S, ED700-90, EDI13, EDI13-2, EDI13ALTA, EDI13ALTA-2, EDI13ALTABT, EDI13BT, EDI4, EDI5, EDI6, EDI6-2, EDI6BT, EDI8, EDI8-2, EDI8BT, EDT100, EDT140... (Other models you can see in the webshop) | | |
| accessories for | 510356 | | |
|  | | | |
| Part No. | 510876 | Ref. No. | 33530 H200412 |
| description | flat gasket rubber ED ø 45mm ID ø 33mm thickness 3mm Qty 1 pcs | | |
|  | | | |
| Part No. | 511298 | Ref. No. | H160201 |
| description | hose connector hose ø 35mm | | |


| | | | |
|---|---|-----------------|------------------|
|  | | | |
| 1 | | | |
| Part No. | 510498 | Ref. No. | 33527 H180109 |
| description | nut thread 1 1/2" | | |
| For models: | C81, C81E, C90, C90DE, C90E, C90EBT, C98, CA120, CA55, CA90, CAP7, CAP7E, ED550, ED600-95, ED650E, ED650S, ED700-90, EDI13, EDI-13ALTA, EDI5, EDI6, EDI8, EDT100, EDT140, EDT170, EDT200, EDT230, EDT85, LO134, LO134ALTA, LO50, LO50E, LO60, LO61, LO62, LO67, LO78, LO83, RCA1100, RCA1200, RCA1200i, RLO200, RLO300, RLO400, RLO50, SMW15, SMW15E, SO55, SO55-400V3-50Hz-MARINE, SO55-440V3-60Hz-MARINE... (Other models you can see in the webshop) | | |


| | | | |
|---|---|-----------------|-------|
|  | | | |
| 1 | | | |
| Part No. | 512115 | Ref. No. | 25006 |
| description | nut thread 1 1/2" H 10mm | | |
| For models: | 60BT, 60BT-3, 60EBT, AP43E, AP48E, AP53E, AP60E, APS43, APS48, APS48B, APS53, APS60, APSE43, APSE48, APSE53, APSE60, BPN48, BPS43, BPS52, C3, C35, C35E, C4, C43, C43-2, C43ALTA, C43D, C43DE, C43E, C46DE, C46E, C48, C48-2, C48D, C48D-2, C48DDL, C48DL, C48E, C53, C53D, C53DE, C53E, C6, C60, C60D, C60DE, C60E, C68DE, C68E, C68EBT... (Other models you can see in the webshop) | | |


| | | | |
|---|---|-----------------|---------|
|  | | | |
| 1 | | | |
| Part No. | 511309 | Ref. No. | H270104 |
| description | nut thread 1 1/2" ø 66mm H 9mm WS 51 brass Qty 1 pcs | | |
| For models: | EDI13-2, EDI13ALTA-2, EDI13ALTABT, EDI13BT, EDI6-2, EDI6BT, EDI8-2, EDI8BT, EDT100, EDT140, EDT170, EDT200, EDT230, EDT85, LO134-2, LO134ALTA-2, LO67-2, LO83-2, TR100, TR140, TR170, TR200, TR230, TR90, TR-E100, TR-E150, TR-E170, TR-E200, TR-E230, TR-E90 | | |

| | | | |
|---|-------------------|-----------------|--------|
|  | | | |
| 1 | | | |
| Part No. | 511332 | Ref. No. | 180145 |
| description | nut thread 1 3/4" | | |

| | | | |
|---|--|-----------------|-------|
|  | | | |
| 1 | | | |
| Part No. | 512146 | Ref. No. | 25009 |
| description | nut thread 2" ED ø 60mm | | |
| For models: | C60, C60D, CM60, CMD60, DP50, DP50D, NK60, NKD60, SP50, SP50-400V, SP50-440V, SP50D, STS60, STS60D, T5-80, T6-80, VS-X313, VS-X313-LP-DOS, VS-X515, VS-X515-LP-DOS | | |

| | | | |
|--|---|-----------------|-----------------|
|  | | | |
| 1 | | | |
| Part No. | 510469 | Ref. No. | 191057 33452 |
| description | opposite support ED ø 130mm H 74mm | | |
| For models: | C81, C81E, C81EBT, C90, C90DE, C90E, C90EBT, C98, CA120, CA55, CA90, CAP7, CAP7E, ED550, ED650E, ED650S, LO50, LO50E, LO62, RCA1100, RCA1200, RCA1200i, RLO50, SMW15, SMW15E, SO55, SO55-400V3-50Hz-MARINE, SO55-440V3-60Hz-MARINE, SO55E, SP81, SP81E, US-X501 | | |

| | | | |
|---|---|-----------------|-------|
|  | | | |
| 1 | | | |
| Part No. | 512111 | Ref. No. | 28226 |
| description | O-ring EPDM thickness 2.62mm ID ø 45.69mm Qty 1 pcs | | |
| For models: | 60BT, 60BT-3, 60EBT, AP43E, AP48E, AP53E, AP60E, APS43, APS48, APS48B, APS53, APS60, APSE43, APSE48, APSE53, APSE60, BPN48, BPS43, BPS52, C3, C35, C35E, C4, C43, C43-2, C43ALTA, C43D, C43DE, C43E, C46DE, C46E, C48, C48-2, C48D, C48D-2, C48DDL, C48DL, C48E, C53, C53D, C53DE, C53E, C6, C60, C60D, C60DE, C60E, C68DE, C68E, C68EBT... (Other models you can see in the webshop) | | |

| | | | |
|---|---|-----------------|-----------------|
|  | | | |
| 1 | | | |
| Part No. | 528192 | Ref. No. | 200842 31948 |
| description | O-ring EPDM thickness 3mm ID ø 56mm Qty 1 pcs | | |
| For models: | 60EBT, AP43E, AP48E, AP53E, AP60E, APS43, APS48, APS48B, APS53, APS60, APSE43, APSE48, APSE53, APSE60, BPN48, BPS43, BPS52, C35E, C43-2, C43DE, C43E, C46DE, C46E, C48-2, C48D-2, C48E, C53DE, C53E, C60DE, C60E, C68DE, C68E, C68EBT, C6DE, C6E, C6EBT, DP35-2, DP35D-2, DP40-2, DP40D-2, DP40D-rib2, DP40-rib2, DP45DE, DP45E, DP50DE, DP50E, DP50EBT, FW35, FW35E, FW40... (Other models you can see in the webshop) | | |



1

| | | | |
|--------------------|--|-----------------|-------|
| Part No. | 691940 | Ref. No. | 25293 |
| description | plug | | |
| For models: | AP43E, AP48E, APS43, APS48, APS48B, APS53, APS60, APSE43, APSE48, APSE53, APSE60, C3, C35, C4, C43, C43ALTA, C43D, C48, C48D, C48DDL, C48DL, C53, C53D, C60, C60D, C81, C90, CR43, CR43D, CR48, CR48D, DP35, DP35D, DP40, DP40D, DP45, DP45D, DP50, DP50D, E50, FW35, FW35E, FW40, FW40B, FW40E, FW45, FW50, GSX1011, GS-X1011-WEH, GS-X1021...(Other models you can see in the webshop) | | |



1

| | | | |
|--------------------|---|-----------------|-------|
| Part No. | 512344 | Ref. No. | 34790 |
| description | ring thread 1 1/4" ED ø 71mm ID ø 33mm | | |
| For models: | 60BT, 60BT-3, C6, C60, C60D, C6D, DP50, DP50D, DP50D-115V, RSP50, RSP50A, SD5BT, SP5, SP50, SP50-400V, SP50-440V, SP50D, SP5D, STS60, STS60D, TN-TDN5, TN-TDN6, VS-X313, VS-X313-LP-DOS, VSX515, VS-X515-LP-DOS | | |



1

| | | | |
|--------------------|--|-----------------|-------|
| Part No. | 512143 | Ref. No. | 33734 |
| description | ring thread 1 1/4" ID ø 33mm | | |
| For models: | C35, C43, C43D, C48, C48D, CDN3, CDN4, CR43, CR43D, CR48, CR48D, SP35, SP35D, SP40, SP40D, SPB35, SPR36, SPR36D, SPR41, SPR41D | | |



1

| | | | |
|--------------------|---|-----------------|--------------------------|
| Part No. | 512109 | Ref. No. | 180147 30422 31637 |
| description | screw connection thread 1 1/4" | | |
| For models: | 60EBT, AP43E, AP48E, AP53E, AP60E, APS43, APS48, APS48B, APS53, APS60, APSE43, APSE48, APSE53, APSE60, BPN48, BPS43, BPS52, C3, C35E, C4, C43-2, C43ALTA, C43DE, C43E, C46DE, C46E, C48-2, C48D-2, C48DDL, C48DL, C48E, C53, C53D, C53DE, C53E, C60DE, C60E, C68DE, C68E, C68EBT, C6DE, C6E, C6EBT, DP35, DP35-2, DP35D, DP35D-2, DP40, DP40-2, DP40D...(Other models you can see in the webshop) | | |



1

| | | | |
|--------------------|--|-----------------|------------------|
| Part No. | 510499 | Ref. No. | 33450 H180128 |
| description | union nut thread 2" | | |
| For models: | C81, C81E, C90, C90DE, C90E, C90EBT, C98, CA120, CA55, CA90, CAP7, CAP7E, ED550, ED650E, ED650S, EDI13-2, EDI13ALTA-2, EDI6-2, EDI6BT, EDI8-2, EDT100, EDT140, EDT170, EDT200, EDT230, EDT85, LO134-2, LO134ALTA-2, LO50, LO50E, LO62, LO67-2, LO83-2, RCA1100, RCA1200, RCA1200i, RLO50, SMW15, SMW15E, SO55, SO55-400V3-50Hz-MARINE, SO55-440V3-60Hz-MARINE, SO55E, SP81, SP81E, TR100, TR140, TR170, TR200, TR230...(Other models you can see in the webshop) | | |

filters



1

| | | | |
|--------------------|--|-----------------|-------|
| Part No. | 517630 | Ref. No. | 36166 |
| description | filter for dishwasher H 115mm L 515mm W 263mm SS with hole mounting pos. front | | |
| For models: | EDI13-2, EDI13ALTA-2, EDI13ALTABT, EDI13BT, HD130BT, LO134-2, LO134ALTA-2 | | |



1

| | | | |
|--------------------|--|-----------------|-------|
| Part No. | 517631 | Ref. No. | 36090 |
| description | filter for dishwasher H 115mm L 515mm W 263mm SS without hole mounting pos. rear | | |
| For models: | EDI13-2, EDI13ALTA-2, EDI13ALTABT, EDI13BT, HD130BT, LO134-2, LO134ALTA-2 | | |



1

| | | | |
|--------------------|--|-----------------|-------|
| Part No. | 519557 | Ref. No. | 34876 |
| description | filter for dishwasher H 75mm L 525mm W 200mm SS | | |
| For models: | EDI13, EDI13ALTA, EDI6, EDI8, LO134, LO134ALTA, LO67, LO83, RLO400 | | |



1


| | | | |
|--------------------|---|-----------------|-------|
| Part No. | 512353 | Ref. No. | 25018 |
| description | filter support ø 63mm thread M6 | | |
| For models: | CM48, CMD48, NK48, NKD48, UNI48R, UNI48RD | | |





1


| | | | |
|--------------------|--|-----------------|-------|
| Part No. | 512138 | Ref. No. | 25019 |
| description | filter support ø 64mm thread M6 | | |
| For models: | C35, C43, C43D, C48, C48D, CDN3, CDN4, CM43, CM52, CM60, CMD43, CMD52, CMD60, CR43, CR43D, CR48, CR48D, E36, E40, E43, E50, NK43, NK52, NK60, NKD43, NKD52, NKD60, SP35, SP35D, SP40, SP40D, SPB35, SPR36, SPR36D, SPR41, SPR41D, UNI43R, UNI43RD, UNI53R, UNI53RD | | |





| | | | |
|---|---|-----------------|-------|
|  | | | |
| 1 | | | |
| Part No. | 512105 | Ref. No. | 21451 |
| description | flat filter | | |
| For models: | E40-2F, INDY43F, INDY48F, TS43, TS48, UNI43C, UNI48C, UNI48CD, UNI53C, UNI60C | | |


| | | | |
|---|---|-----------------|---------|
|  | | | |
| 1 | | | |
| Part No. | 512145 | Ref. No. | 22012/R |
| description | flat filter | | |
| For models: | APS60, C60, C60D, DP50, DP50D, FW50, SP50, SP50-400V, SP50-440V, SP50D, STS60, STS60D, VS-X313, VS-X313-LP-DOS, VS-X515, VS-X515-LP-DOS | | |

| | | | |
|---|---|-----------------|-------|
|  | | | |
| 1 | | | |
| Part No. | 510370 | Ref. No. | 34420 |
| description | flat filter H 15mm L 265mm W 200mm | | |
| For models: | C90, C90DE, C90E, C90EBT, C98, CA120, ED650S, LO50, LO50E, LO62, RCA1200, RCA1200i, RLO50, SMW15, SMW15E, US-X501 | | |


| | | | |
|---|---|-----------------|---------|
|  | | | |
| 1 | | | |
| Part No. | 510656 | Ref. No. | H332003 |
| description | flat filter H 38mm L 428mm W 278mm | | |
| For models: | EDT100, EDT140, EDT170, EDT200, EDT230, EDT85 | | |


| | | | |
|---|--|-----------------|-----------------|
|  | | | |
| 1 | | | |
| Part No. | 512155 | Ref. No. | 180848 30420 |
| description | flat filter L 205mm W 205mm | | |
| For models: | BPS43, C3, C35E, C4, C53, C53D, DP35, DP35D, DP40, DP40D, DP45, DP45D, E40-2F, INDY43F, INDY48F, SP45, SP45D, STS43, STS43D, STS48, STS48D, STS53, STS53D, TS48, UNI43C, UNI48C, UNI48CD, UNI53C, UNI60C | | |


| | | | |
|---|---|-----------------|-------|
|  | | | |
| 1 | | | |
| Part No. | 512333 | Ref. No. | 21574 |
| description | flat filter L 205mm W 205mm | | |
| For models: | APS43, APS48, APS48B, APS53, APSE43, APSE48, APSE53, BPN48, BPS43, BPS52, FW35, FW40, FW40B, FW45 | | |

| | | | |
|--|--|-----------------|-------|
|  | | | |
| 1 | | | |
| Part No. | 512336 | Ref. No. | 34658 |
| description | flat filter L 210mm W 210mm | | |
| For models: | C43-2, C43ALTA, C43DE, C43E, C46DE, C46E, C48-2, C48D-2, C48DDL, C48DL, C48E, C53, C53D, DP35, DP35-2, DP35D, DP35D-2, DP40, DP40-2, DP40D, DP40D-2, DP40D-rib2, DP40-rib2, DP45, DP45D, GS-X1011, GS-X1011-2, GS-X1011-WEH, GS-X1011-WEH-2, GS-X1021, GS-X1021-2, GS-X1021-2rib, GS-X1021-WEH, GS-X1021-WEH-2, GSX1021-WEH-2rib, RSP40, RSP40A, SP35-2, SP35ALTA, SP35DE, SP35E, SP40-2, SP40D-2, SP40DDL, SP40DE, SP40DL, SP40E, SP45, SP45D, ST43DE...(Other models you can see in the webshop) | | |


| | | | |
|--|--|-----------------|-----------------|
|  | | | |
| 1 | | | |
| Part No. | 510224 | Ref. No. | 180831 36266 |
| description | flat filter L 250mm W 265mm | | |
| For models: | 60EBT, C53DE, C53E, C60DE, C60E, C68DE, C68E, C68EBT, C6DE, C6E, C6EBT, DP45DE, DP45E, DP50DE, DP50E, DP50EBT, SP45DE, SP45E, SP50DE, SP50E, SP50E-400V3-50Hz-MARINE, SP50E-440V3-60Hz-MARINE, SP5DE, SP5E, SP68DE, SP68E, ST53DE, ST53E, ST60DE, ST60E, ST60EBT | | |



| | | | |
|---|--|-----------------|-------|
|  | | | |
| 1 | | | |
| Part No. | 510851 | Ref. No. | 33895 |
| description | flat filter L 265mm W 200mm | | |
| For models: | C81, C81E, C81EBT, CA55, CA90, CAP7, CAP7E, ED550, ED650E, RCA1100, SO55, SO55-400V3-50Hz-MARINE, SO55-440V3-60Hz-MARINE, SO55E, SP81, SP81E | | |


| | | | |
|--|---|-----------------|-------|
|  | | | |
| 1 | | | |
| Part No. | 512173 | Ref. No. | 35896 |
| description | flat filter mounting pos. left | | |
| For models: | 60BT, 60BT-3, APS60, C6, C60, C60D, C6D, DP50, DP50D, DP50D-115V, FW50, RSP50, RSP50A, SD5BT, SP5, SP50, SP50-400V, SP50-440V, SP50D, SP5D, STS60, STS60D, TN-TDN5, TN-TDN6 | | |


| | | | |
|--|---|-----------------|-------|
|  | | | |
| 1 | | | |
| Part No. | 512172 | Ref. No. | 35895 |
| description | flat filter mounting pos. right | | |
| For models: | 60BT, 60BT-3, APS60, C6, C60, C60D, C6D, DP50, DP50D, DP50D-115V, FW50, RSP50, RSP50A, SD5BT, SP5, SP50, SP50-400V, SP50-440V, SP50D, SP5D, STS60, STS60D, TN-TDN5, TN-TDN6 | | |





| | | | |
|---|---|-----------------|-------|
|  | | | |
| 1 | | | |
| Part No. | 512151 | Ref. No. | 32795 |
| description | flat filter ø 192mm | | |
| For models: | 60BT, 60BT-3, APS60, APSE60, C6, C60, C60D, C6D, DP50, DP50D, DP50D-115V, FW50, RSP50, RSP50A, SD5BT, SP5, SP50, SP50-400V, SP50-440V, SP50D, SP5D, STS60, STS60D, TN-TDN5, TN-TDN6, VS-X313, VS-X313-LP-DOS, VS-X515, VS-X515-LP-DOS | | |


| | | | |
|--|---|-----------------|--------|
|  | | | |
| 1 | | | |
| Part No. | 512147 | Ref. No. | 32719 |
| description | round filters ø 150mm H 68mm | | |
| For models: | 60BT, 60BT-3, APS60, APSE60, C6, C60, C60D, C6D, DP50, DP50D, DP50D-115V, FW50, RSP50, RSP50A, SD5BT, SP5, SP50, SP50-400V, SP50-440V, SP50D, SP5D, STS60, STS60D, TN-TDN5, TN-TDN6, VS-X313, VS-X313-LP-DOS, VS-X515, VS-X515-LP-DOS | | |
| accessories for | 512147 | | |
| |  | Part No. | 512148 |
| | | Ref. No. | 32717 |
| | gasket | | |


| | | | |
|---|--|-----------------|-------|
|  | | | |
| 1 | | | |
| Part No. | 512354 | Ref. No. | 25020 |
| description | protector | | |
| For models: | CM52, CM60, CMD52, CMD60, E50, NK52, NK60, NKD52, NKD60, UNI53R, UNI53RD | | |


| | | | |
|--|---|-----------------|-------|
|  | | | |
| 1 | | | |
| Part No. | 512152 | Ref. No. | 32796 |
| description | round filters ø 197mm | | |
| For models: | 60BT, 60BT-3, APS60, APSE60, C6, C60, C60D, C6D, DP50, DP50D, DP50D-115V, FW50, RSP50, RSP50A, SD5BT, SP5, SP50, SP50-400V, SP50-440V, SP50D, SP5D, STS60, STS60D, TN-TDN5, TN-TDN6, VS-X313, VS-X313-LP-DOS, VS-X515, VS-X515-LP-DOS | | |


| | | | |
|---|---|-----------------|-------------------------|
|  | | | |
| 1 | | | |
| Part No. | 512352 | Ref. No. | 16105 u. 25068 16110 |
| description | rectangular filter suction | | |
| For models: | CM52, CMD52, CMD60, E50, M60, NK52, NKD52, NKD60, T5-80, T6-80, UNI53R, UNI53RD | | |

| | | | |
|---|--|-----------------|-------------------|
|  | | | |
| 1 | | | |
| Part No. | 511333 | Ref. No. | 180818 H180818 |
| description | round filters ø 240mm H 95mm | | |
| For models: | CAP10, CAP10BT, CAP10DE, CAP12, CAP12DE, CAP12EBT, CAP7E, HT100, HT150, HTP195, HTP205, HTP220, SO100, SO100-400V3-50Hz-MARINE, SO100-440V3-60Hz-MARINE, SO120 | | |

| | | | |
|---|--|-----------------|-------|
|  | | | |
| 1 | | | |
| Part No. | 510914 | Ref. No. | 33459 |
| description | round filters | | |
| For models: | CA120, CA55, CA90, CAP7, CAP7E, ED550, ED650E, ED650S, RCA1100, RCA1200, RCA1200i, SO55, SO55-400V3-50Hz-MARINE, SO55-440V3-60Hz-MARINE, SO55E | | |


| | | | |
|--|---|-----------------|-------------------|
|  | | | |
| 1 | | | |
| Part No. | 519463 | Ref. No. | 180816 H180816 |
| description | round filters ø 80mm H 72mm | | |
| For models: | AC101, AC151, AC181, AC201, AC241, AC91, EDI13-2, EDI13ALTA-2, EDI13ALTABT, EDI13BT, EDI6-2, EDI6BT, EDI8-2, EDI8BT, EDT100, EDT140, EDT170, EDT200, EDT230, EDT85, HD130BT, HD60BT, HD80BT, LO134-2, LO134ALTA-2, LO67-2, LO83-2, TR100, TR140, TR170, TR200, TR230, TR90, TR-E100, TR-E150, TR-E170, TR-E200, TR-E230, TR-E90 | | |


| | | | |
|---|---|-----------------|-------|
|  | | | |
| 1 | | | |
| Part No. | 512215 | Ref. No. | 34430 |
| description | round filters | | |
| For models: | C81, C81E, C81EBT, C90, C90DE, C90E, C90EBT, C98, LO50, LO50E, LO62, RLO50, SMW15, SMW15E, SP81, SP81E, US-X501 | | |


| | | | |
|--|--|-----------------|-------|
|  | | | |
| 1 | | | |
| Part No. | 512335 ¹ | Ref. No. | 31622 |
| description | round filters outflow ø 24mm H 90mm | | |
| For models: | AP43E, AP48E, APS43, APS48, APS48B, APS53, APS60, APSE43, APSE48, APSE53, APSE60, BPN48, BPS43, BPS52, FW35, FW35E, FW40, FW40B, FW40E, FW45, FW50 | | |

¹for drain pump





| | | | |
|--|--|-----------------|-------|
|  <p>1</p> | | | |
| Part No. | 512334 | Ref. No. | 30839 |
| description | round filters safety filter ø 39mm H 12mm | | |
| For models: | APS43, APS48, APS48B, APS53, APS60, APSE43, APSE48, APSE53, APSE60, BPS43, FW35, FW40, FW40B, FW45, FW50 | | |

| | | | |
|--|-----------------------|-----------------|-------|
|  <p>1</p> | | | |
| Part No. | 512137 | Ref. No. | 25021 |
| description | round filters suction | | |

| | | | |
|--|--|-----------------|-------|
|  <p>1</p> | | | |
| Part No. | 512112 | Ref. No. | 31620 |
| description | round filters suction ø 40mm H 47mm | | |
| For models: | BPN48, BPS43, BPS52, C53, C53D, DP35, DP35D, DP40, DP40D, DP45, DP45D, INDY43F, INDY48F, SP45, SP45D, STS43, STS43D, STS48, STS48D, STS53, STS53D, UNI43C, UNI48C, UNI48CD, UNI53C, UNI60C | | |


| | | | |
|--|--|-----------------|-------|
|  <p>1</p> | | | |
| Part No. | 512337 | Ref. No. | 34556 |
| description | round filters suction ø 63mm H 87mm | | |
| For models: | C43-2, C43ALTA, C43DE, C43E, C46DE, C46E, C48-2, C48D-2, C48DDL, C48DL, C48E, C53, C53D, DP35, DP35-2, DP35D, DP35D-2, DP40, DP40-2, DP40D, DP40D-2, DP40D-rib2, DP40-rib2, DP45, DP45D, GS-X1011, GS-X1011-2, GS-X1011-WEH, GS-X1011-WEH-2, GS-X1021, GS-X1021-2, GS-X1021-2rib, GS-X1021-WEH, GS-X1021-WEH-2, GSX1021-WEH-2rib, RSP40, RSP40A, SP35-2, SP35ALTA, SP35DE, SP35E, SP40-2, SP40D-2, SP40DDL, SP40DE, SP40DL, SP40E, SP45, SP45D, ST43DE...(Other models you can see in the webshop) | | |


| | | | |
|--|---|-----------------|-------|
|  <p>1</p> | | | |
| Part No. | 512351 | Ref. No. | 25022 |
| description | round filters suction ø 70mm H 116mm | | |
| For models: | CM48, CMD48, NK48, NKD48, UNI48R, UNI48RD | | |


| | | | |
|--|--|-----------------|----------------|
|  <p>1</p> | | | |
| Part No. | 512171 | Ref. No. | 25021 34557 |
| description | round filters suction ø 70mm H 86mm | | |
| For models: | C35, C43, C43D, C48, C48D, CDN3, CDN4, CM43, CMD43, CR43, CR43D, CR48, CR48D, E36, E40, E43, NK43, NKD43, SP35, SP35D, SP40, SP40D, SPB35, SPR36, SPR36D, SPR41, SPR41D, UNI43R, UNI43RD | | |

| | | | |
|---|--|-----------------|----------------|
|  <p>1</p> | | | |
| Part No. | 512136 | Ref. No. | 25179 25789 |
| description | wing nuts for filter | | |
| For models: | C35, C43, C43D, C48, C48D, C53, C53D, C60, C60D, CM43, CM48, CM52, CMD43, CMD48, CMD52, CMD60, CR43, CR43D, CR48, CR48D, E36, E40, E43, E50, EDI13, EDI13ALTA, EDI6, EDI8, LO134, LO134ALTA, LO67, LO83, M60, NK43, NK48, NK52, NKD43, NKD48, NKD52, NKD60, RLO200, RLO300, RLO400, SP35, SP35D, SP40, SP40D, SP45, SP45D, SP50... (Other models you can see in the webshop) | | |


overflow pipes

| | | | |
|---|---|-----------------|-------|
|  <p>1</p> | | | |
| Part No. | 512028 | Ref. No. | 29466 |
| description | funnel for overflow pipe suitable for HOONVED | | |
| For models: | ED600-95, ED700-90, ED900-90, EDI5, LO122, LO60, LO61, LO78 | | |


| | | | |
|--|--|-----------------|-------------------|
|  <p>1</p> | | | |
| Part No. | 510227 | Ref. No. | 200950 H200950 |
| description | gasket Viton ID ø 27mm ED ø 44mm H 7mm | | |
| For models: | C90DE2, C90E2, C90EBT2, CAP10, CAP10BT, CAP10DE, CAP12, CAP12DE, CAP12EBT, CAP15EBT, CAP7E, EDI4, HD40ALTABT, HD40BT, HT100, HT150, HTP195, HTP205, HTP220, LO56, SO100, SO100-400V3-50Hz-MARINE, SO100-440V3-60Hz-MARINE, SO120 | | |




| | | | |
|--|---|-----------------|-----------------|
|  <p>1</p> | | | |
| Part No. | 511322 | Ref. No. | 200869 30479 |
| description | O-ring EPDM thickness 3.53mm ID ø 20.22mm Qty 1 pcs | | |
| For models: | 60EBT, AP53E, AP60E, C35E, C43-2, C43ALTA, C43DE, C43E, C46DE, C46E, C48-2, C48D-2, C48DDL, C48DL, C48E, C53, C53D, C53DE, C53E, C60DE, C60E, C68DE, C68E, C68EBT, C6DE, C6E, C6EBT, DP35, DP35-2, DP35D, DP35D-2, DP40, DP40-2, DP40D, DP40D-2, DP40D-rib2, DP40-rib2, DP45, DP45D, DP45DE, DP45E, DP50DE, DP50E, DP50EBT, ED700-90, ED900-90, GS-X1011, GS-X1011-2, GS-X1011-WEH, GSX1011-WEH-2...(Other models you can see in the webshop) | | |




| | | | |
|---|---|-----------------|-------|
|  | | | |
| 1 | | | |
| Part No. | 512168 | Ref. No. | 25014 |
| description | overflow pipe L 102mm ø 25mm | | |
| For models: | CM48, CMD48, NK48, NKD48, UNI48R, UNI48RD | | |


| | | | |
|---|--|-----------------|------------------|
|  | | | |
| 1 | | | |
| Part No. | 512106 | Ref. No. | 21078 21078/R |
| description | overflow pipe L 105mm ø 26mm | | |
| For models: | C3, C4, C43ALTA, C48DDL, C48DL, DP35, DP35D, DP40, DP40D, E40-2F, GS-X1011, GS-X1011-WEH, INDY43F, INDY48F, SP35ALTA, SP40DDL, SP40DL, STS43, STS43D, STS48, STS48D, TS43, TS48, UNI43C, UNI48C, UNI48CD | | |


| | | | |
|--|--|-----------------|-------|
|  | | | |
| 1 | | | |
| Part No. | 512169 | Ref. No. | 25015 |
| description | overflow pipe L 113mm ø 25mm | | |
| For models: | CM52, CMD52, E50, NKD52, T3-80, T4-80, UNI53R, UNI53RD | | |


| | | | |
|---|--|-----------------|-----------------|
|  | | | |
| 1 | | | |
| Part No. | 510028 | Ref. No. | 180730 36395 |
| description | overflow pipe L 120mm ø 26mm | | |
| For models: | 60EBT, C53DE, C53E, C60DE, C60E, C68DE, C68E, C68EBT, C6DE, C6E, C6EBT, DP45DE, DP45E, DP50DE, DP50E, DP50EBT, SP45DE, SP45E, SP50DE, SP50E, SP50E-400V3-50Hz-MARINE, SP50E-440V3-60Hz-MARINE, SP5DE, SP5E, SP68DE, SP68E, ST53DE, ST53E, ST60DE, ST60E, ST60EBT | | |
| accessories for | 510028 | | |
|  | Part No. | 511321 | Ref. No. |
| | | | 180725 30424 |
| | lid for overflow pipe | | |
|  | Part No. | 511322 | Ref. No. |
| | | | 200869 30479 |
| | O-ring EPDM thickness 3.53mm ID ø 20.22mm Qty 1 pcs | | |

| | | | |
|--|---|-----------------|------------------|
|  | | | |
| 1 | | | |
| Part No. | 512107 | Ref. No. | 21286 21286/R |
| description | overflow pipe L 120mm ø 40mm | | |
| For models: | C43ALTA, C48DDL, C48DL, C53, C53D, DP45, DP45D, SP35ALTA, SP40DDL, SP40DL, SP45, SP45D, STS53, STS53D, TN-TDN5, TN-TDN6, UNI53C, UNI60C | | |


| | | | |
|--|--|-----------------|-------|
|  | | | |
| 1 | | | |
| Part No. | 512141 | Ref. No. | 33735 |
| description | overflow pipe L 125mm ø 36mm | | |
| For models: | C35, C43, C43D, C48, C48D, CDN3, CDN4, CR43, CR43D, CR48, CR48D, SP35, SP35D, SP40, SP40D, SPB35, SPR36, SPR36D, SPR41, SPR41D | | |


| | | | |
|---|---|-----------------|----------------|
|  | | | |
| 1 | | | |
| Part No. | 510437 | Ref. No. | 25012 25016 |
| description | overflow pipe L 143mm ø 35mm | | |
| For models: | CM60, CMD60, M60, NK60, NKD60, T5-80, T6-80 | | |


| | | | |
|--|--|-----------------|-------|
|  | | | |
| 1 | | | |
| Part No. | 512144 | Ref. No. | 18903 |
| description | overflow pipe L 150mm ø 35mm | | |
| For models: | C60, C60D, DP50, DP50D, SP50, SP50-400V, SP50-440V, SP50D, STS60, STS60D, VS-X313, VS-X313-LP-DOS, VS-X515, VS-X515-LP-DOS | | |

| | | | |
|--|---|-----------------|-------|
|  | | | |
| 1 | | | |
| Part No. | 512338 | Ref. No. | 34485 |
| description | overflow pipe L 160mm ø 35mm | | |
| For models: | 60BT, 60BT-3, C6, C60, C60D, C6D, DP50, DP50D, DP50D-115V, RSP50, RSP50A, SD5BT, SP5, SP50, SP50-400V, SP50-440V, SP50D, SP5D, STS60, STS60D, TN-TDN5, TN-TDN6, VS-X313, VS-X313-LP-DOS, VSX515, VS-X515-LP-DOS | | |





| | | | |
|--|--|-----------------|-----------------|
|  <p>1</p> | | | |
| Part No. | 515046 | Ref. No. | 180708 33528 |
| description | overflow pipe L 190mm ø 37mm | | |
| For models: | C81, C81E, CA120, CA55, CA90, CAP7, CAP7E, ED550, ED650E, ED650S, RCA1100, RCA1200, RCA1200i, SO55, SO55-400V3-50Hz-MARINE, SO55-440V3-60Hz-MARINE, SO55E, SP81, SP81E | | |


| | | | |
|--|------------------------------|-----------------|-------|
|  <p>1</p> | | | |
| Part No. | 517620 | Ref. No. | 36045 |
| description | overflow pipe L 225mm ø 40mm | | |
| For models: | C98, LO62 | | |


| | | | |
|--|------------------------------|-----------------|-------|
|  <p>1</p> | | | |
| Part No. | 512128 | Ref. No. | 20924 |
| description | overflow pipe L 247mm ø 40mm | | |
| For models: | ED650E, ED650E-90, ED650S-90 | | |


| | | | |
|--|---|-----------------|---------|
|  <p>1</p> | | | |
| Part No. | 510645 | Ref. No. | H180729 |
| description | overflow pipe L 283mm ø 42mm | | |
| For models: | CAP10, CAP10BT, CAP12, SO100, SO100-400V3-50Hz-MARINE, SO100-440V3-60Hz-MARINE, SO120 | | |
| accessories for | 510645 | | |
|  <p>Part No. 510227 Ref. No. 200950 H200950</p> <p>gasket Viton ID ø 27mm ED ø 44mm H 7mm</p> | | | |


| | | | |
|--|------------------------------|-----------------|-------|
|  <p>1</p> | | | |
| Part No. | 512342 | Ref. No. | 20923 |
| description | overflow pipe L 290mm ø 40mm | | |
| For models: | ED630-90, ED650S | | |

| | | | |
|---|---|-----------------|------------------|
|  <p>1</p> | | | |
| Part No. | 512095 | Ref. No. | 21521 21521/R |
| description | overflow pipe L 360mm ø 170mm tube ø 40mm | | |
| For models: | ED600-95, ED700-90, ED900-90, EDI5, LO122, LO60, LO61, LO78 | | |

| | | | |
|---|--|-----------------|-------|
|  <p>1</p> | | | |
| Part No. | 517619 | Ref. No. | 34865 |
| description | overflow pipe L 455mm ø 40mm SS ID ø 34mm | | |
| For models: | EDI13, EDI13ALTA, EDI6, EDI8, LO134, LO134ALTA, LO67, LO83, RLO200, RLO300, RLO400 | | |

| | | | |
|---|--|-----------------|-------|
|  <p>1</p> | | | |
| Part No. | 512341 | Ref. No. | 25013 |
| description | overflow pipe L 81mm ø 25mm | | |
| For models: | CM43, CMD43, E36, E40, E43, NK43, NKD43, UNI43R, UNI43RD | | |

| | | | |
|---|---|-----------------|-------|
|  <p>1</p> | | | |
| Part No. | 517621 | Ref. No. | 30423 |
| description | overflow pipe L 97mm ø 56mm tube ø 26mm plastic ID ø 18mm | | |
| For models: | C43ALTA, C48DDL, C48DL, GS-X1011, GS-X1011-WEH, SP35ALTA, SP40DDL, SP40DL | | |

| | | | |
|---|---------------------------|-----------------|-------|
|  <p>1</p> | | | |
| Part No. | 517779 | Ref. No. | 21452 |
| description | overflow pipe with filter | | |




containers

salt tanks



1

| | | | |
|---|--|-----------------|-------------------|
| Part No. | 524177 | Ref. No. | 25034 |
| description | lid ø 69mm H 20mm for salt tank ID ø 50mm | | |
| For models: | C43D, C43DE, C46DE, C46E, C48D, C48D-2, C48DDL, C48E, C53D, C53DE, C60D, C60DE, C68DE, C68E, C6D, C6DE, C90DE, C90DE2, CAP10DE, CAP12DE, CDN3, CDN4, CMD43, CMD48, CMD52, CMD60, CR43D, CR48D, DP35D, DP35D-2, DP40D, DP40D-2, DP40D-rib2, DP45D, DP45DE, DP50D, DP50D-115V, DP50DE, GS-X1011, GS-X1011-2, GS-X1011-WEH, GS-X1011-WEH-2, GS-X1021, GS-X1021-2, GSX1021-2rib, GS-X1021-WEH, GS-X1021-WEH-2, GS-X1021-WEH-2rib, NKD43, NKD48...(Other models you can see in the webshop) | | |
| accessories for | 524177 | | |
|  | Part No. | 524148 | Ref. No. — |
| | O-ring EPDM thickness 3.53mm ID ø 40.86mm Qty 1 pcs | | |









1

| | | | |
|--------------------|---|-----------------|-------|
| Part No. | 510018 | Ref. No. | 26033 |
| description | nut ø 92mm H 10.5mm for salt tank ID ø 64mm | | |



1


| | | | |
|---|--|-----------------|-----------------------|
| Part No. | 510929 | Ref. No. | 20151 25051 |
| description | salt tank ø 120mm H 117mm hose ø 10mm mounting ø 70mm overall height 157mm | | |
| For models: | C43D, C48D, C48D-2, C48DDL, C48E, C53D, C53DE, C60D, C60DE, C68DE, C68E, C6D, C6DE, C90DE, C90DE2, CDN3, CDN4, CMD43, CMD48, CMD52, CMD60, CR43D, CR48D, DP35D, DP35D-2, DP40D, DP40D-2, DP40D-rib2, DP45D, DP45DE, DP50D, DP50D-115V, DP50DE, GS-X1011, GS-X1011-2, GS-X1011-WEH, GS-X1011-WEH-2, GS-X1021, GS-X1021-2, GS-X1021-2rib, GS-X1021-WEH, GS-X1021-WEH-2, GS-X1021-WEH-2rib, NKD43, NKD48, NKD52, NKD60, RSP40A, RSP50A, SP35D...(Other models you can see in the webshop) | | |
| spare parts for | 510929 | | |
|  | Part No. | 506015 | Ref. No. 25246 |
| | O-ring EPDM thickness 3.53mm ID ø 39.69mm Qty 1 pcs | | |
|  | Part No. | 510018 | Ref. No. 26033 |
| | nut ø 92mm H 10.5mm for salt tank ID ø 64mm | | |
|  | Part No. | 524177 | Ref. No. 25034 |
| | lid ø 69mm H 20mm for salt tank ID ø 50mm | | |
| accessories for | 510929 | | |
|  | Part No. | 510071 | Ref. No. — |
| | flat gasket rubber ED ø 81mm ID ø 68mm thickness 3mm for salt tank Qty 1 pcs | | |
|  | Part No. | 510654 | Ref. No. — |
| | gasket H 6mm D1 ø 82mm D2 ø 68mm | | |
|  | Part No. | 510883 | Ref. No. 25265 |
| | gasket rubber ED ø 86mm ID ø 66mm thickness 2mm for salt tank Qty 1 pcs | | |

accessories




1

| | | | |
|--------------------|---|-----------------|-----------------|
| Part No. | 512375 | Ref. No. | 21679 333013 |
| description | filter for rinse aid container | | |
| For models: | 60EBT, AP43E, AP48E, AP53E, AP60E, C35, C35E, C43, C43ALTA, C43D, C43DE, C43E, C46DE, C46E, C48, C48D, C48DDL, C48DL, C53, C53D, C53DE, C53E, C60, C60D, C60DE, C60E, C68DE, C68E, C6DE, C6E, C81E, C81EBT, C90DE2, C90E2, C90EBT, C90EBT2, C98, CAP10, CAP10BT, CAP10DE, CAP12, CAP12DE, CAP12EBT, CAP7, CAP7E, CR43, CR43D, CR48, CR48D, DP35...(Other models you can see in the webshop) | | |

1

| | | | |
|--------------------|---|-----------------|-------|
| Part No. | 510883 | Ref. No. | 25265 |
| description | gasket rubber ED ø 86mm ID ø 66mm thickness 2mm for salt tank Qty 1 pcs | | |
| For models: | C43D, C48D, C48D-2, C48DDL, C48E, C53D, C53DE, C60D, C60DE, C68DE, C68E, C6D, C6DE, C90DE2, CDN3, CDN4, CMD43, CMD48, CMD52, CR43D, CR48D, DP35D, DP35D-2, DP40D, DP40D-2, DP40D-rib2, DP45D, DP50D, DP50D-115V, GS-X1011, GS-X1011-2, GS-X1011-WEH, GS-X1011-WEH-2, GS-X1021, GS-X1021-2, GS-X1021-2rib, GSX1021-WEH, GS-X1021-WEH-2, GS-X1021-WEH-2rib, NKD43, NKD48, NKD52, RSP40A, RSP50A, SP35D, SP40D, SP40D-2, SP40DDL, SP40E, SP45D... (Other models you can see in the webshop) | | |



1

| | | | |
|--------------------|--|-----------------|-------|
| Part No. | 524178 | Ref. No. | 25033 |
| description | nut for salt tank | | |
| For models: | C43D, C43DE, C46DE, C46E, C48D, C48D-2, C48DDL, C48E, C53D, C53DE, C60D, C60DE, C68DE, C68E, C6D, C6DE, C90DE, CAP10DE, CAP12DE, CDN3, CDN4, CMD43, CMD48, CMD52, CMD60, CR43D, CR48D, DP35D, DP35D-2, DP40D, DP40D-2, DP40D-rib2, DP45D, DP45DE, DP50D, DP50D-115V, DP50DE, GS-X1011, GS-X1011-2, GS-X1011-WEH, GS-X1011-WEH-2, GS-X1021, GS-X1021-2, GS-X1021-2rib, GS-X1021-WEH, GS-X1021-WEH-2, GS-X1021-WEH-2, GS-X1021-WEH-2rib, NKD43, NKD48, NKD52... (Other models you can see in the webshop) | | |



1

| | | | |
|--------------------|---|-----------------|-------------------|
| Part No. | 510226 | Ref. No. | 180149 H180149 |
| description | nut ø 65mm for backflow preventer | | |
| For models: | 60BT-3, 60EBT, C68EBT, C6EBT, C81EBT, C90EBT, C90EBT2, CAP10BT, CAP12EBT, CAP15EBT, DP50EBT, EDI13ALTABT, EDI13BT, EDI4, EDI6BT, EDI8BT, HD130BT, HD40ALTABT, HD40BT, HD60BT, HD80BT, HT100, HT150, HTP195, HTP205, HTP220, LO56, SD5BT, ST48EBT, ST60EBT | | |


boilers

boilers for dishwashers



1

| | | | |
|--------------------|---|-----------------|-------|
| Part No. | 512065 | Ref. No. | 21336 |
| description | boiler | | |
| For models: | UNI43C, UNI48C, UNI48CD, UNI53C, UNI60C | | |



1

| | | | |
|--------------------|---|-----------------|-------|
| Part No. | 512164 | Ref. No. | 20190 |
| description | boiler | | |
| For models: | CM43, CM48, CMD43, CMD48, E43, NK43, NK48, NKD43, NKD48, T3-80, T4-80, UNI43R, UNI43RD, UNI48R, UNI48RD | | |



1

| | | | |
|--------------------|---|-----------------|-------|
| Part No. | 512165 | Ref. No. | 21335 |
| description | boiler | | |
| For models: | E40-2F, INDY43F, INDY48F, TS43, TS48, UNI43C, UNI48C, UNI48CD, UNI53C, UNI60C | | |



1


| | | | |
|--------------------|--|-----------------|-----------------|
| Part No. | 512176 | Ref. No. | 330377 36713 |
| description | boiler ø 125mm L 360mm flange 3 hole flange inlet ø 46 | | |
| For models: | C35E, C43DE, C43E, C46DE, C46E, SP35DE, SP35E, SP40DE, SP40E, ST43DE | | |



| | | | |
|---|--|-----------------|----------------|
|  | | | |
| 1 | | | |
| Part No. | 512181 | Ref. No. | 18683 35426 |
| description | boiler ø 125mm L 370mm flange 3 hole flange | | |
| For models: | C3, C35, C4, C43, C43-2, C43ALTA, C43D, C48, C48-2, C48D, C48D-2, C48DDL, C48DL, C48E, CDN3, CDN4, CR43, CR43D, CR48, CR48D, DP35, DP35D, DP35D-2, GS-X1011, GS-X1011-2, GS-X1011-WEH, GSX1011-WEH-2, RSP40, RSP40A, SP35, SP35-2, SP35ALTA, SP35D, SP40, SP40-2, SP40D, SP40D-2, SP40DDL, SP40DL, SP40E, SPB35, SPR36, SPR36D, SPR41, SPR41D, STS43, STS43D, STS43D-2, STS48D-2 | | |


| | | | |
|---|--|-----------------|----------------|
|  | | | |
| 1 | | | |
| Part No. | 512204 | Ref. No. | 34216 34647 |
| description | boiler ø 150mm L 340mm | | |
| For models: | DP35, DP35D, DP40, DP40D, DP45, DP45D, DP50, GS-X1021, GSX1021-WEH, STS43, STS43D, STS48, STS48D, STS53, STS53D, STS60, STS60D | | |


| | | | |
|---|--|-----------------|-------|
|  | | | |
| 1 | | | |
| Part No. | 524450 | Ref. No. | 34596 |
| description | boiler ø 150mm L 445mm inlet ø 11 | | |
| For models: | C53, C53D, C6, C60, C60D, C6D, DP40, DP45, DP45D, DP50, DP50D, DP50D-115V, RSP50, RSP50A, SP45, SP45D, SP5, SP50, SP50-400V, SP50-440V, SP50D, SP5D, STS48, STS53, STS53D, STS60, STS60D, TNTDN6, VS-X313, VS-X313-LP-DOS, VS-X515, VS-X515-LP-DOS | | |

| | | | |
|---|--|-----------------|--|
|  | | | |
| 1 | | | |
| Part No. | 419063 | Ref. No. | 330368/1+05990 36558 36558/1 36558+05990 |
| description | boiler ø 150mm L 450mm flange 3 hole flange inlet ø 58 | | |
| For models: | AP53E, AP60E, C53DE, C53E, C60DE, C60E, C68DE, C68E, C6DE, C6E, DP45DE, DP45E, DP50DE, DP50E, SP45DE, SP45E, SP50DE, SP50E, SP50E-400V3-50Hz-MARINE, SP50E-440V3-60Hz-MARINE, SP5DE, SP5E, SP68DE, SP68E, ST53DE, ST53E, ST60DE, ST60E | | |

| | | | |
|--|--|-----------------|-----------------|
|  | | | |
| 1 | | | |
| Part No. | 512000 | Ref. No. | 330342 33403 |
| description | boiler ø 150mm L 500mm | | |
| For models: | C81, C81E, C90, C90DE, C90E, CA120, CA55, CA90, CAP10, CAP10DE, CAP12, CAP12DE, CAP7, CAP7E, ED550, ED650E, ED650S, EDI5, LO50, LO50E, LO61, RCA1100, RCA1200, RCA1200i, RLO50, SMW15, SMW15E, SO100, SO100-400V3-50Hz-MARINE, SO100-440V3-60Hz-MARINE, SO120, SO55, SO55-400V3-50Hz-MARINE, SO55-440V3-60Hz-MARINE, SO55E, SP81, SP81E, US-X501 | | |

| | | | |
|--|---------------------------------|-----------------|-------|
|  | | | |
| 1 | | | |
| Part No. | 512386 | Ref. No. | 18212 |
| description | boiler ø 150mm L 540mm | | |
| For models: | ED700-90, ED900-90, L0122, L078 | | |


| | | | |
|---|---|-----------------|---|
|  | | | |
| 1 | | | |
| Part No. | 511000 | Ref. No. | 330331 330342 330342 old H330342 |
| description | boiler ø 160mm L 500mm capacity 10l flange 3 hole flange inlet ø 12 | | |

| | | | |
|--|---|-----------------|-------------------|
|  | | | |
| 1 | | | |
| Part No. | 524998 | Ref. No. | 330320 H330320 |
| description | boiler ø 160mm L 630mm flange 3 hole flange inlet ø 11 | | |
| For models: | AC101, AC91, EDT100, EDT85, TR100, TR90, TR-E100, TR-E150, TR-E90 | | |




1


| | | | |
|--------------------|---|-----------------|-------------------|
| Part No. | 524999 | Ref. No. | 330339 H330339 |
| description | boiler with insulation ø 200mm L 630mm flange 3 hole flange inlet ø 1/2" IT | | |



1

| | | | |
|--------------------|---|-----------------|-------------------|
| Part No. | 524997 | Ref. No. | 330322 H330322 |
| description | boiler with insulation ø 230mm L 640mm flange 3 hole flange inlet ø 1/2" IT | | |
| For models: | AC201, AC241, EDT200, EDT230, HG2LR, HGLR, HTP195, HTP205, HTP220, TR200, TR230, TR-E200, TR-E230, TR-E90 | | |

gaskets



1

| | | | |
|--------------------|--|-----------------|-------|
| Part No. | 698576 | Ref. No. | 30007 |
| description | gasket L 31.5mm W 12mm H 4.5mm thickness 4mm | | |
| For models: | APS43, APS48, APS48B, APS53, APS60, APSE43, APSE48, APSE53, APSE60, C35, C43, C43ALTA, C43D, C48, C48D, C48DDL, C48DL, C53, C53D, C60, C60D, CDN3, CDN4, CR43, CR43D, CR48, CR48D, DP35, DP35D, DP40, DP40D, DP45, DP45D, DP50, DP50D, FW35, FW40, FW40B, FW45, FW50, SP35, SP35ALTA, SP35D, SP40, SP40D, SP40DDL, SP40DL, SP45, SP45D, SP50...(Other models you can see in the webshop) | | |


rotation plates



1


| | | | |
|--------------------|---|-----------------|---------------------------|
| Part No. | 524189 | Ref. No. | 20071 20071/R 25053 |
| description | rotation plate | | |
| For models: | CDN3, CDN4, CM43, CM48, CM52, CMD43, CMD48, CMD52, CR43, CR43D, CR48, CR48D, E36, E40, E43, NK43, NK48, NKD43, NKD48, SPR36, SPR36D, SPR41, SPR41D, UNI43R, UNI43RD, UNI48R, UNI48RD, UNI53R, UNI53RD | | |

rotation plate bearings



1

| | | | |
|--------------------|-------------------------------------|-----------------|-------|
| Part No. | 524191 | Ref. No. | 20140 |
| description | bearing for rotation plate complete | | |
| For models: | CM43, E36, E40, E43, NK43 | | |




1

| | | | |
|--------------------|--|-----------------|-------|
| Part No. | 519420 | Ref. No. | 15233 |
| description | spindle for rotation plate ø 19.5mm | | |
| For models: | CDN3, CDN4, CM43, CM48, CMD43, CMD48, CR43, CR43D, CR48, CR48D, E36, E40, E43, NK43, NK48, NKD43, NKD48, SPR36, SPR36D, SPR41, SPR41D, UNI43R, UNI43RD, UNI48R, UNI48RD, UNI53R, UNI53RD | | |

softener cartridges

softening columns



1

| | | | |
|--------------------|---------------------------------|-----------------|-------|
| Part No. | 530000 | Ref. No. | 25030 |
| description | softener 4-fold L 380mm W 180mm | | |



1

| | | | |
|--------------------|-----------------|-----------------|---------|
| Part No. | 530019 | Ref. No. | H640212 |
| description | softener double | | |
| For models: | C90DE, C90DE2 | | |



1

| | | | |
|--------------------|--|-----------------|-------|
| Part No. | 530021 | Ref. No. | 33590 |
| description | softener triple | | |
| For models: | C43D, C48D, C48D-2, C48DDL, C48E, C53D, C60D, C6D, CDN3, CDN4, CR43D, CR48D, DP35D, DP35D-2, DP40D, DP40D-2, DP40D-rib2, DP45D, DP50D, DP50D-115V, GS-X1011, GS-X1011-2, GS-X1011-WEH, GS-X1011-WEH-2, GS-X1021, GS-X1021-2, GS-X1021-2rib, GS-X1021-WEH, GS-X1021-WEH-2, GS-X1021-WEH-2rib, RSP40A, RSP50A, SP35D, SP40D, SP40D-2, SP40DDL, SP40E, SP45D, SP50D, SP5D, SPR36D, SPR41D, STS43D, STS43D-2, STS48D, STS48D-2, STS48D-rib2, STS53D, STS60D, TDN4-2rib...(Other models you can see in the webshop) | | |



housing and bezels

miscellaneous



| | | | |
|-----------------|--------|-----------------|-------------------|
| Part No. | 504350 | Ref. No. | 602222 H620222 |
|-----------------|--------|-----------------|-------------------|

description equipment foot for dishwasher L 135-230mm

For models: EDT100, EDT140, EDT170, EDT200, EDT230, EDT85, TR100, TR140, TR170, TR200, TR230, TR90

hood mechanics for dishwashers

bolts



| | | | |
|-----------------|--------|-----------------|---------|
| Part No. | 524378 | Ref. No. | H340443 |
|-----------------|--------|-----------------|---------|

description pin ED ø 12mm L 61mm thread M8x1.25 for dishwasher

For models: EDT100, EDT140, EDT170, EDT200, EDT230, EDT85, TR100, TR140, TR170, TR200, TR230, TR90, TR-E100, TR-E150, TR-E170, TR-E200, TR-E230

bushes



| | | | |
|-----------------|--------|-----------------|---------|
| Part No. | 510817 | Ref. No. | H160530 |
|-----------------|--------|-----------------|---------|

description spacer bush for handle hood mechanics

For models: ED650E, ED650S



| | | | |
|-----------------|--------|-----------------|---------|
| Part No. | 510848 | Ref. No. | H290821 |
|-----------------|--------|-----------------|---------|

description spacer bush for switch hood mechanics

For models: C98, EDI5, LO61, LO62, RCA1100, RCA1200, RCA1200i

hood handle supports



| | | | |
|-----------------|--------|-----------------|-------|
| Part No. | 510350 | Ref. No. | 33446 |
|-----------------|--------|-----------------|-------|

description guide for hood handle

For models: CA120, CA55, CA90, CAP10, CAP10BT, CAP12, CAP7, CAP7E, ED550, ED650E, ED650S, RCA1100, RCA1200, RCA1200i, SO100, SO100-400V3-50Hz-MARINE, SO100-440V3-60Hz-MARINE, SO120, SO55, SO55-400V3-50Hz-MARINE, SO55-440V3-60Hz-MARINE, SO55E



| | | | |
|-----------------|--------|-----------------|-----------------|
| Part No. | 510868 | Ref. No. | 191013 33438 |
|-----------------|--------|-----------------|-----------------|

description handle holder hood mechanics

For models: CA120, CA55, CA90, CAP10, CAP10BT, CAP10DE, CAP12, CAP12DE, CAP12EBT, CAP15EBT, CAP7, CAP7E, ED550, ED650E, ED650S, RCA1100, RCA1200, RCA1200i, SO100, SO100-400V3-50Hz-MARINE, SO100-440V3-60Hz-MARINE, SO120, SO55, SO55-400V3-50Hz-MARINE, SO55-440V3-60Hz-MARINE, SO55E



| | | | |
|-----------------|--------|-----------------|-----------------|
| Part No. | 510869 | Ref. No. | 191014 33439 |
|-----------------|--------|-----------------|-----------------|

description handle holder hood mechanics

For models: CA120, CA55, CA90, CAP10, CAP10BT, CAP10DE, CAP12, CAP12DE, CAP12EBT, CAP15EBT, CAP7, CAP7E, ED550, ED650E, ED650S, RCA1100, RCA1200, RCA1200i, SO100, SO100-400V3-50Hz-MARINE, SO100-440V3-60Hz-MARINE, SO120, SO55, SO55-400V3-50Hz-MARINE, SO55-440V3-60Hz-MARINE, SO55E

miscellaneous



| | | | |
|-----------------|--------|-----------------|-----------------|
| Part No. | 510864 | Ref. No. | 190607 33519 |
|-----------------|--------|-----------------|-----------------|

description bush for spring holder hood mechanics

For models: CA120, CA55, CA90, CAP10, CAP10BT, CAP10DE, CAP12, CAP12DE, CAP12EBT, CAP15EBT, CAP7, CAP7E, ED550, ED650E, ED650S, RCA1100, RCA1200, RCA1200i, SO100, SO100-400V3-50Hz-MARINE, SO100-440V3-60Hz-MARINE, SO120, SO55, SO55-400V3-50Hz-MARINE, SO55-440V3-60Hz-MARINE, SO55E



| | | | |
|-----------------|--------|-----------------|---------|
| Part No. | 511393 | Ref. No. | H190149 |
|-----------------|--------|-----------------|---------|

description strengthening for handle holder hood mechanics

For models: CA120, CA55, CA90, CAP10, CAP10BT, CAP12, CAP7, CAP7E, ED550, ED650E, ED650S, RCA1100, RCA1200, RCA1200i, SO100, SO100-400V3-50Hz-MARINE, SO100-440V3-60Hz-MARINE, SO120, SO55, SO55-400V3-50Hz-MARINE, SO55-440V3-60Hz-MARINE, SO55E



basket guides

guide bars



| | | | |
|--------------------|--|-----------------|-------------------|
| 1 | | | |
| Part No. | 510931 | Ref. No. | 191051 H191051 |
| description | slide guide | | |
| For models: | AC101, AC151, AC181, AC201, AC241, AC91, EDT100, EDT140, EDT170, EDT200, EDT230, EDT85, TR100, TR140, TR170, TR200, TR230, TR90, TR-E100, TR-E150, TR-E170, TR-E200, TR-E230 | | |

miscellaneous



| | | | |
|--------------------|----------------------------|-----------------|---------|
| 1 | | | |
| Part No. | 512024 | Ref. No. | H190620 |
| description | guide L 44mm W 34mm H 20mm | | |



| | | | |
|--------------------|--|-----------------|---------|
| 1 | | | |
| Part No. | 511223 | Ref. No. | H191019 |
| description | sleeve for magnetic switch L 76mm ϕ 16mm thread M10x1.5 plastic | | |
| For models: | EDT100, EDT140, EDT170, EDT200, EDT230, EDT85, TR100, TR140, TR170, TR200, TR230, TR90, TR-E90 | | |

air traps

air traps



| | | | |
|--------------------|---|-----------------|-------------------|
| 1 | | | |
| Part No. | 510347 | Ref. No. | 161303 H161303 |
| description | air trap | | |
| For models: | C90DE, C90EBT, C98, CA55, CAP7, CAP7E, ED550, LO62, RCA1100, RCA1200, RCA1200i, SO55, SO55-400V3-50Hz-MARINE, SO55-440V3-60Hz-MARINE, SO55E | | |

| | | | |
|-------------------------------|-----------------|--------|-----------------------------------|
| spare parts for 510347 | | | |
| | Part No. | 510877 | Ref. No. 200415 H200415 |
| | Part No. | 560197 | Ref. No. 26758 |
| accessories for 510347 | | | |
| | Part No. | 510877 | Ref. No. 200415 H200415 |

| | | | |
|---|-----------------|--------|-----------------------|
| accessories for 510347 | | | |
| | Part No. | 560197 | Ref. No. 26758 |
| nut thread M10 H 8mm WS 17 SS DIN/ISO DIN 934 / ISO 4032/8673 Qty 1 pcs | | | |



| | | | |
|--------------------|--|-----------------|-----------------|
| 1 | | | |
| Part No. | 510759 | Ref. No. | 161316 25010 |
| description | air trap | | |
| For models: | 60BT, 60BT-3, 60EBT, C3, C35, C35E, C4, C43, C43-2, C43ALTA, C43D, C43DE, C43E, C46DE, C46E, C48, C48-2, C48D, C48D-2, C48DDL, C48DL, C48E, C53, C53D, C53DE, C53E, C6, C60, C60D, C60DE, C60E, C68DE, C68E, C68EBT, C6D, C6DE, C6E, C6EBT, CDN3, CDN4, CM43, CM48, CM52, CMD43, CMD48, CMD52, CR43, CR43D, CR48, CR48D... (Other models you can see in the webshop) | | |

| | | | |
|-------------------------------|-----------------|--------|---------------------------------|
| spare parts for 510759 | | | |
| | Part No. | 502036 | Ref. No. 200805 25239 |
| | Part No. | 510760 | Ref. No. 161317 25011 |
| | Part No. | 510761 | Ref. No. 25263 |

| | | | |
|-------------------------------|-----------------|--------|---------------------------------|
| accessories for 510759 | | | |
| | Part No. | 510760 | Ref. No. 161317 25011 |
| | Part No. | 510761 | Ref. No. 25263 |
| | Part No. | 512283 | Ref. No. — |





| | | | |
|--------------------|---|-----------------|-------------------|
| 1 | | | |
| Part No. | 511199 | Ref. No. | 131308 H161308 |
| description | air trap | | |
| For models: | EDI13ALTABT, EDI13BT, EDI4, EDI5, EDI6BT, EDI8BT, EDT100, EDT140, EDT170, EDT200, EDT230, EDT85, LO56, LO61, TR100, TR140, TR170, TR200, TR230, TR90, TR-E100, TR-E150, TR-E170, TR-E200, TR-E230, TR-E90 | | |


| | | | |
|-------------------------------|-----------------|--------|-----------------------------------|
| accessories for 511199 | | | |
| | Part No. | 511283 | Ref. No. H200927 |
| | Part No. | 511284 | Ref. No. 270121 H270121 |
| | Part No. | 511286 | Ref. No. — |

Table continues overleaf





| | | | |
|---|--|--------|----------|
| accessories for | 511199 | | |
|  | Part No. | 511289 | Ref. No. |
| | | | — |
| | hose ED ø 9.5mm ID ø 5mm L 420mm equiv. no. 161312 | | |

| | | | |
|---|---|----------|-------|
|  | 1 | | |
| Part No. | 512258 | Ref. No. | 29640 |
| description | air trap | | |
| For models: | APS43, APS48, APS48B, APS53, APS60, APSE43, APSE48, APSE53, APSE60, FW35, FW40, FW40B, FW45, FW50 | | |

| | | | |
|---|---|----------|--------|
|  | 1 | | |
| Part No. | 512198 | Ref. No. | 180420 |
| description | air trap L 70mm W 50mm ø 28mm hose ø 8.5mm | | |
| For models: | C6EBT, C81EBT, CAP15EBT, EDI13ALTABT, EDI13BT, EDI6BT, EDI8BT, HT100, HT150, HTP195, HTP205, HTP220 | | |


air trap accessories

| | | | |
|--|---|----------|-------|
|  | 1 | | |
| Part No. | 510761 | Ref. No. | 25263 |
| description | flat gasket rubber D1 ø 38mm D2 ø 25mm thickness 2mm Qty 1 pcs | | |
| For models: | 60BT, 60BT-3, 60EBT, APS43, APS48, APS48B, APS53, APS60, APSE43, APSE48, APSE53, APSE60, BPN48, BPS43, BPS52, C3, C35, C35E, C4, C43, C43-2, C43ALTA, C43D, C43DE, C43E, C46DE, C46E, C48, C48-2, C48D, C48D-2, C48DDL, C48DL, C48E, C53, C53D, C53DE, C53E, C6, C60, C60D, C60DE, C60E, C68DE, C68E, C68EBT, C6D, C6DE, C6E, C6EBT...(Other models you can see in the webshop) | | |


| | | | |
|---|---|----------|-------------------|
|  | 1 | | |
| Part No. | 510877 | Ref. No. | 200415 H200415 |
| description | flat gasket rubber ED ø 18mm ID ø 10mm thickness 3mm Qty 1 pcs | | |
| For models: | 60EBT, AC101, AC151, AC181, AC201, AC241, AC91, C53DE, C53E, C6, C60DE, C60E, C68DE, C68E, C68EBT, C6D, C6DE, C6E, C6EBT, DP45DE, DP45E, DP50DE, DP50E, DP50EBT, EDT100, EDT140, EDT170, EDT200, EDT230, EDT85, HG2LR, HGLR, SP45DE, SP45E, SP5, SP50DE, SP50E, SP50E-400V3-50Hz-MARINE, SP50E-440V3-60Hz-MARINE, SP5D, SP5DE, SP5E, SP68DE, SP68E, ST53DE, ST53E, ST60DE, ST60E, ST60EBT | | |


| | | | |
|---|---|----------|---------|
|  | 1 | | |
| Part No. | 511283 | Ref. No. | H200927 |
| description | flat gasket rubber ED ø 30mm ID ø 20mm thickness 2mm Qty 1 pcs | | |
| For models: | C81E, CAP10, CAP10BT, CAP12, EDI13ALTABT, EDI13BT, EDI4, EDI5, EDI6BT, EDI8BT, EDT100, EDT140, EDT170, EDT200, EDT230, EDT85, LO56, LO61, SO100, SO100-400V3-50Hz-MARINE, SO100-440V3-60Hz-MARINE, SO120, SP81E, TR100, TR140, TR170, TR200, TR230, TR90, TR-E100, TR-E150, TR-E170, TR-E200, TR-E230, TR-E90 | | |

| | | | |
|--|---|----------|-----------------|
|  | 1 | | |
| Part No. | 510760 | Ref. No. | 161317 25011 |
| description | hose connector | | |
| For models: | 60BT, 60BT-3, 60EBT, APS43, APS48, APS48B, APS53, APS60, APSE43, APSE48, APSE53, APSE60, BPN48, BPS43, BPS52, C3, C35, C35E, C4, C43, C43-2, C43ALTA, C43D, C43DE, C43E, C46DE, C46E, C48, C48-2, C48D, C48D-2, C48DDL, C48DL, C48E, C53, C53D, C53DE, C53E, C6, C60, C60D, C60DE, C60E, C68DE, C68E, C68EBT, C6D, C6DE, C6E, C6EBT...(Other models you can see in the webshop) | | |


| | | | |
|---|--|----------|-------------------|
|  | 1 | | |
| Part No. | 511284 | Ref. No. | 270121 H270121 |
| description | nut | | |
| For models: | AC101, AC151, AC181, AC201, AC241, AC91, C81E, C81EBT, C90DE2, C90E2, C90EBT2, CAP10, CAP10BT, CAP10DE, CAP12, CAP12DE, CAP12EBT, CAP15EBT, CAP7E, EDI13ALTABT, EDI13BT, EDI4, EDI5, EDI6BT, EDI8BT, EDT100, EDT140, EDT170, EDT200, EDT230, EDT85, HD130BT, HD40ALTABT, HD40BT, HD60BT, HD80BT, LO56, LO61, SO100, SO100-400V3-50Hz-MARINE, SO100-440V3-60Hz-MARINE, SO120, SP81E, TR100, TR140, TR170, TR200, TR230, TR90, TR-E100...(Other models you can see in the webshop) | | |

mechanics for flight type dishwashers

| | | | |
|---|--|----------|-----------------------------|
|  | 1 | | |
| Part No. | 529234 | Ref. No. | 620144 620648 H620144 |
| description | drive shaft for transport system | | |
| For models: | AC101, AC151, AC181, AC201, AC241, AC91, EDT100, EDT140, EDT170, EDT200, EDT230, EDT85, TR100, TR140, TR170, TR200, TR230, TR90, TR-E100, TR-E150, TR-E170, TR-E200, TR-E230 | | |

| | | | |
|---|----------------------------|----------|---------|
|  | 1 | | |
| Part No. | 504361 | Ref. No. | H170238 |
| description | lever L 95mm W 30mm H 35mm | | |







| | | | |
|---|--|-----------------|---------|
|  | | | |
| 1 | | | |
| Part No. | 504346 | Ref. No. | H170314 |
| description | roller for transport system H 19.5mm ø 30mm hole ø 9mm | | |

backflow preventers


backflow preventers

| | | | |
|---|--|-----------------|-------|
|  | | | |
| 1 | | | |
| Part No. | 504265 | Ref. No. | 33506 |
| description | backflow preventer | | |
| For models: | C43-2, C43DE, C43E, C46DE, C46E, C48-2, C48D-2, C53DE, C6, C60DE, C68DE, C68E, C6D, C6DE, CA120, CA55, CA90, CAP10, CAP12, CAP7, DP35-2, DP35D-2, DP40-2, DP40D-2, DP40D-rib2, DP40-rib2, ED550, ED650E, ED650S, GS-X1011, GS-X1011-2, GS-X1011-WEH, GS-X1011-WEH-2, GS-X1021, GS-X1021-2, GS-X1021-2rib, GS-X1021-WEH, GSX1021-WEH-2, GS-X1021-WEH-2rib, RCA1100, RCA1200, RCA1200i, SO100, SO100-400V3-50Hz-MARINE, SO100-440V3-60Hz-MARINE, SO120, SO55, SO55-400V3-50Hz-MARINE, SO55-440V3-60Hz-MARINE, SP35-2...(Other models you can see in the webshop) | | |


| | | | |
|---|--|-----------------|--------------------------------------|
|  | | | |
| 1 | | | |
| Part No. | 510220 | Ref. No. | 191095 H191095 |
| description | backflow preventer | | |
| For models: | 60BT-3, 60EBT, C68EBT, C6EBT, C81EBT, C90EBT, C90EBT2, CAP10BT, CAP12EBT, CAP15EBT, DP50EBT, EDI13ALTABT, EDI13BT, EDI4, EDI6BT, EDI8BT, LO56, SD5BT, ST48EBT, ST60EBT | | |
| accessories for | 510220 | | |
|  | Part No. | 510226 | Ref. No. 180149 H180149 |
| | nut ø 65mm for backflow preventer | | |
|  | Part No. | 510234 | Ref. No. — |
| | flat gasket rubber ED ø 65mm ID ø 47mm thickness 2mm Qty 1 pcs | | |

| | | | |
|--|--|-----------------|-------------------|
|  | | | |
| 1 | | | |
| Part No. | 512200 | Ref. No. | 620535 H620535 |
| description | backflow preventer connection 12 90° hose ø 12mm | | |
| For models: | AP43E, AP48E, AP53E, AP60E, C35E, C43-2, C43DE, C43E, C46DE, C46E, C48-2, C48D-2, C53DE, C53E, C6, C60DE, C60E, C68DE, C68E, C6D, C6DE, C6E, CA120, CA55, CA90, CAP10, CAP10DE, CAP12, CAP12DE, CAP7, CAP7E, DP45DE, DP45E, DP50DE, DP50E, ED550, ED650E, ED650S, FW35E, FW40E, SO100, SO120, SO55, SO55E, SP35DE, SP35E, SP40DE, SP40E, SP45DE, SP45E...(Other models you can see in the webshop) | | |

accessories

| | | | |
|---|--|-----------------|-------|
|  | | | |
| 1 | | | |
| Part No. | 511277 | Ref. No. | 33502 |
| description | T-piece thread 1/2" ø 18mm | | |
| For models: | C43-2, C43DE, C43E, C46DE, C46E, C48-2, C48D-2, C53DE, C6, C60DE, C68DE, C68E, C6D, C6DE, CA120, CA55, CA90, CAP10, CAP12, CAP7, DP35-2, DP35D-2, DP40-2, DP40D-2, DP40D-rib2, DP40-rib2, ED550, ED650E, ED650S, GS-X1011, GS-X1011-2, GS-X1011-WEH, GS-X1011-WEH-2, GS-X1021, GS-X1021-2, GS-X1021-2rib, GS-X1021-WEH, GSX1021-WEH-2, GS-X1021-WEH-2rib, RCA1100, RCA1200, RCA1200i, SO100, SO100-400V3-50Hz-MARINE, SO100-440V3-60Hz-MARINE, SO120, SO55, SO55-400V3-50Hz-MARINE, SO55-440V3-60Hz-MARINE, SP35-2...(Other models you can see in the webshop) | | |

miscellaneous

| | | | |
|--|---|-----------------|-------|
|  | | | |
| 1 | | | |
| Part No. | 512063 | Ref. No. | 33505 |
| description | gasket ID ø 21mm ED ø 30mm thickness 2mm | | |
| For models: | C43-2, C43DE, C43E, C46DE, C46E, C48-2, C48D-2, C53, C53DE, C6, C60, C60DE, C68DE, C68E, C6D, C6DE, C90, CA120, CA55, CA90, CAP10, CAP12, CAP7, DP35-2, DP35D-2, DP40-2, DP40D-2, DP40D-rib2, DP40-rib2, ED550, ED650E, ED650S, EDI13, EDI13ALTA, EDI6, EDI8, GS-X1011, GS-X1011-2, GS-X1011-WEH, GS-X1011-WEH-2, GSX1021, GS-X1021-2, GS-X1021-2rib, GS-X1021-WEH, GS-X1021-WEH-2, GS-X1021-WEH-2rib, LO134, LO134ALTA, LO50, LO67...(Other models you can see in the webshop) | | |





| | | | |
|---|--|-----------------|-----------------------|
|  | | | |
| 1 | | | |
| Part No. | 511394 | Ref. No. | 25032 |
| description | lid for tank with thread D1 ø 88mm D2 ø 65mm | | |
| For models: | APS43, APS48, APS48B, APS53, APS60, APSE43, APSE48, APSE53, APSE60, C35, C43, C43ALTA, C43D, C48, C48D, C48DDL, C48DL, C53, C53D, C60, C60D, CM43, CM48, CM52, CM60, CR43, CR43D, CR48, CR48D, DP35, DP35-2, DP35D, DP35D-2, DP40, DP40-2, DP40D, DP40D-2, DP40D-rib2, DP40-rib2, DP45, DP45D, DP50, DP50D, E40, E43, E50, FW35, FW40, FW40B, FW45...(Other models you can see in the webshop) | | |
| accessories for | 511394 | | |
|  | Part No. | 511395 | Ref. No. 25245 |
| | O-ring EPDM thickness 2.62mm ID ø 71.12mm Qty 1 pcs | | |
|  | Part No. | 511396 | Ref. No. 25008 |
| | nut | | |

| | | | |
|---|--|-----------------|-------------------|
|  | | | |
| 1 | | | |
| Part No. | 510349 | Ref. No. | 160755 |
| description | plug D1 ø 87mm mounting ø 72mm ID ø 60mm | | |
| For models: | 60EBT, C43DE, C43E, C46DE, C46E, C53DE, C53E, C60DE, C60E, C68DE, C68E, C6DE, C6E, DP45DE, DP45E, DP50DE, DP50E, SP35DE, SP35E, SP40DE, SP40E, SP50DE, SP50E, ST53DE, ST53E, ST60DE, ST60E | | |
| accessories for | 510349 | | |
|  | Part No. | 510947 | Ref. No. — |
| | flat gasket rubber ED ø 85mm ID ø 73mm thickness 2mm Qty 1 pcs equiv. no. 200489 suitable for COMENDA | | |

door mechanics


bolts

| | | | |
|---|--|-----------------|-------|
|  | | | |
| 1 | | | |
| Part No. | 502260 | Ref. No. | 15995 |
| description | adaptor ø 7mm L 21.5mm thread M6 for door SS | | |
| For models: | 60BT, 60BT-3, APS43, APS48, APS48B, APS53, APS60, APSE43, APSE48, APSE53, APSE60, C3, C35, C4, C43, C43-2, C43ALTA, C43D, C48, C48-2, C48D, C48D-2, C48DDL, C48DL, C48E, C53, C53D, C6, C60, C60D, C6D, C81, C81E, C81EBT, C90, C90DE, C90DE2, C90E, C90E2, C90EBT, C90EBT2, C98, CDN3, CDN4, CR43, CR43D, CR48, CR48D, DP35, DP35-2...(Other models you can see in the webshop) | | |


| | | | |
|--|--|-----------------|-------|
|  | | | |
| 1 | | | |
| Part No. | 511392 | Ref. No. | 33444 |
| description | bearing bolt | | |
| For models: | CA120, CA55, CA90, CAP7, CAP7E, ED550, ED650E, ED650S, RCA1100, RCA1200, RCA1200i, SO55, SO55-400V3-50Hz-MARINE, SO55-440V3-60Hz-MARINE, SO55E | | |


springs


tension springs


| | | | |
|--|---|-----------------|-----------------|
|  | | | |
| 1 | | | |
| Part No. | 510064 | Ref. No. | 36860 450298 |
| description | tension spring ø 13mm total length 78mm wire gauge ø 2.5mm L1 14mm L2 50mm L3 14mm | | |
| For models: | 60EBT, C60DE, C60E, C68DE, C68E, C68EBT, C6DE, C6E, C6EBT, SP50DE, SP50E, SP68DE, SP68E | | |

linkage


| | | | |
|--|--|-----------------|-------|
|  | | | |
| 1 | | | |
| Part No. | 512201 | Ref. No. | 34860 |
| description | bar L 540mm thread M8x1.25 angled W 28.5mm ø 12mm | | |
| For models: | EDI13, EDI13-2, EDI13ALTA, EDI13ALTA-2, EDI13BT, EDI6, EDI6-2, EDI6BT, EDI8, EDI8-2, EDI8BT, HD130BT, HD40ALTABT, HD40BT, HD60BT, HD80BT, LO134, LO134-2, LO134ALTA, LO134ALTA-2, LO67, LO67-2, LO83, LO83-2, RLO200, RLO300, RLO400 | | |


| | | | |
|--|--|-----------------|-------|
|  | | | |
| 1 | | | |
| Part No. | 512370 | Ref. No. | 34142 |
| description | door pin tie bar | | |
| For models: | APS43, APS48, APS48B, APS53, C35, C43, C43-2, C43ALTA, C43D, C48, C48-2, C48D, C48D-2, C48DDL, C48DL, C48E, C53, C53D, C60, C60D, CDN3, CDN4, CR43, CR43D, CR48, CR48D, DP35, DP35-2, DP35D, DP35D-2, DP40, DP40-2, DP40D, DP40D-2, DP40D-rib2, DP40-rib2, DP45, DP45D, FW35, FW40, FW40B, FW45, GS-X1011, GS-X1011-2, GSX1011-WEH, GS-X1011-WEH-2, GS-X1021, GS-X1021-2, GS-X1021-rib, GS-X1021-WEH...(Other models you can see in the webshop) | | |


| | | | |
|--|---------------------------|-----------------|-------|
|  | | | |
| 1 | | | |
| Part No. | 519413 | Ref. No. | 34827 |
| description | end stop for tie bar | | |
| For models: | C90, LO50, RLO50, US-X501 | | |


| | | | |
|--|--------------------------------------|-----------------|-------|
|  | | | |
| 1 | | | |
| Part No. | 519412 | Ref. No. | 34440 |
| description | tie bar L 234mm thread M5 ø 4.4mm | | |
| For models: | C81, C90, LO50, RLO50, SP81, US-X501 | | |






| | | | |
|---|--|-----------------|-------|
| 1  | | | |
| Part No. | 512026 | Ref. No. | 34144 |
| description | tie bar L 235mm thread M5 | | |
| For models: | 60BT, 60BT-3, APS48, APS48B, APS60, C48, C48D, C48DDL, C53, C53D, C6, C60, C60D, C6D, CR48, CR48D, DP50, DP50D, DP50D-115V, FW40, FW50, RSP50, RSP50A, SD5BT, SP5, SP50, SP50-400V, SP50-440V, SP50D, SP5D, STS60, STS60D, TN-TDN6, VS-X313, VS-X313-LP-DOS, VS-X515, VS-X515-LP-DOS | | |


| | | | |
|---|---|-----------------|-------|
| threaded shafts | | | |
| 1  | | | |
| Part No. | 512371 | Ref. No. | 34143 |
| description | threaded part threaded part | | |
| For models: | 60BT, 60BT-3, APS43, APS48, APS48B, APS53, APS60, C35, C43, C43-2, C43ALTA, C43D, C48, C48-2, C48D, C48D-2, C48DDL, C48DL, C48E, C53, C53D, C6, C60, C60D, C6D, C81, C90, CDN3, CDN4, CR43, CR43D, CR48, CR48D, DP35, DP35-2, DP35D, DP35D-2, DP40, DP40-2, DP40D, DP40D-2, DP40D-rib2, DP40-rib2, DP45, DP45D, DP50, DP50D, DP50D-115V, FW35, FW40...(Other models you can see in the webshop) | | |


| | | | |
|--|--|-----------------|-------------------|
| sliding plates | | | |
| 1  | | | |
| Part No. | 510492 | Ref. No. | 160905 H331461 |
| description | sliding plate for tie bar | | |
| For models: | 60BT, 60BT-3, APS43, APS48, APS48B, APS53, APS60, C35, C43, C43-2, C43ALTA, C43D, C48, C48-2, C48D, C48D-2, C48DDL, C48DL, C48E, C53, C53D, C6, C60, C60D, C6D, CDN3, CDN4, CR43, CR43D, CR48, CR48D, DP35, DP35-2, DP35D, DP35D-2, DP40, DP40-2, DP40D, DP40D-2, DP40D-rib2, DP40-rib2, DP45, DP45D, DP50, DP50D, DP50D-115V, FW35, FW40, FW40B, FW45...(Other models you can see in the webshop) | | |

| | | | |
|---|---|-----------------|---------|
| 1  | | | |
| Part No. | 511371 | Ref. No. | H160909 |
| description | sliding plate sliding plate | | |
| For models: | APS43, APS48, APS48B, APS53, APS60, C81, C90, DP35, DP35-2, DP35D, DP35D-2, DP40, DP40-2, DP40D, DP40D-2, DP40D-rib2, DP40-rib2, DP45, DP45D, DP50, DP50D, FW35, FW40, FW40B, FW45, FW50, LO50, RLO50, SP81, STS43, STS43-2, STS43D, STS43D-2, STS48, STS48-2, STS48D, STS48D-2, STS48D-rib2, STS48-rib2, STS53, STS53D, STS60, STS60D, US-X501 | | |

| | | | |
|--|--|-----------------|-------------------------------|
| hinges | | | |
| 1  | | | |
| Part No. | 501444 | Ref. No. | 37339 450250+324170+190685 |
| description | door hinge kit HOONVED | | |
| For models: | AP43E, AP48E, AP53E, AP60E, DP45DE, DP45E, DP50DE, DP50E, FW35E, FW40E, ST43DE, ST43E, ST48DE, ST48E, ST53DE, ST53E, ST60DE, ST60E | | |

| | | | |
|--|---|-----------------|------------------------|
| 1  | | | |
| Part No. | 501443 | Ref. No. | 324170 |
| description | door hinge L 150mm HOONVED | | |
| For models: | AP43E, AP48E, AP53E, AP60E, DP45DE, DP45E, DP50DE, DP50E, DP50EBT, FW35E, FW40E, ST43DE, ST43E, ST48DE, ST48E, ST48EBT, ST53DE, ST53E, ST60DE, ST60E, ST60EBT | | |
| spare parts for | 501443 | | |
|  | Part No. | 512405 | Ref. No. 190685 |
| | bush for door hinge plastic ø 10mm L 9mm | | |

| | | | |
|--|---|-----------------|---------------------------|
| hinge pins | | | |
| 1  | | | |
| Part No. | 511375 | Ref. No. | 15568 342087 H15568 |
| description | hinge pin ø 6mm D1 ø 4mm L 55mm thread M4 stainless steel | | |
| For models: | 60BT, 60BT-3, 60EBT, APS43, APS48, APS48B, APS53, APS60, C35, C35E, C43, C43-2, C43ALTA, C43D, C43DE, C43E, C46DE, C46E, C48, C48-2, C48D, C48D-2, C48DDL, C48DL, C48E, C53, C53D, C53DE, C53E, C6, C60, C60D, C60DE, C60E, C68DE, C68E, C68EBT, C6D, C6DE, C6E, C81, C81E, C81EBT, C90, C90DE, C90DE2, C90E, C90E2, C90EBT, C90EBT2... (Other models you can see in the webshop) | | |

| | | | |
|--|--|-----------------|---------|
| 1  | | | |
| Part No. | 511628 | Ref. No. | H341927 |
| description | hinge pin ø 6mm L 60mm thread M6x1 stainless steel | | |
| For models: | C53DE, C53E, C60DE, C60E, SP45DE, SP45E, SP50DE, SP50E | | |



doors



1

| | | | |
|--------------------|--|-----------------|---|
| Part No. | 524533 | Ref. No. | 36898 37531+200217+323724+323725+2x450 |
| description | door kit for dishwasher W 589mm H 451mm | | |
| For models: | 60EBT, C53E, C60DE, C60E, C6DE, C6E, SP50DE, SP50E, SP50E-400V3-5 MARINE, SP50E-440V3-60Hz-MARINE, SP5DE, SP5E | | |

door bumpers



1

| | | | |
|--------------------|---|-----------------|-------------------|
| Part No. | 510957 | Ref. No. | 190619 H190619 |
| description | door bumper end stop | | |
| For models: | 60BT, 60BT-3, APS43, APS48, APS48B, APS53, APS60, C35, C43, C43-2, C43ALTA, C43D, C48, C48-2, C48D, C48D-2, C48DDL, C48DL, C48E, C53, C53D, C6, C60, C60D, C6D, C81, CDN3, CDN4, CR43, CR43D, CR48, CR48D, DP35, DP35-2, DP35D, DP35D-2, DP40, DP40-2, DP40D, DP40D-2, DP40D-rib2, DP40-rib2, DP45, DP45D, DP50, DP50D, DP50D-115V, FW35, FW40, FW40B...(Other models you can see in the webshop) | | |

locks



1

| | | | |
|--------------------|--|-----------------|-------------------|
| Part No. | 511165 | Ref. No. | 331116 H331116 |
| description | catch hook for door | | |
| For models: | AC101, AC151, AC181, AC201, AC241, AC91, EDT100, EDT140, EDT170, EDT200, EDT230, EDT85, TR100, TR140, TR170, TR200, TR230, TR90, TR-E100, TR-E150, TR-E170, TR-E200, TR-E230, TR-E90 | | |



1

| | | | |
|--------------------|---|-----------------|-------|
| Part No. | 512369 | Ref. No. | 25052 |
| description | counterpart door catch | | |
| For models: | CM43, CM48, CM52, CM60, CMD43, CMD48, CMD52, CMD60, E36, E40, E40-2F, E43, E50, K80F, K80G, M60, NK43, NK48, NK52, NK60, NKD43, NKD48, NKD52, NKD60, T3-80, T4-80, T5-80, T6-80, TS43, TS48 | | |



1

| | | | |
|--------------------|---|-----------------|-------|
| Part No. | 512160 | Ref. No. | 20018 |
| description | door catch | | |
| For models: | CM43, CM48, CM52, CM60, CMD43, CMD48, CMD52, CMD60, E36, E40, E40-2F, E43, E50, K80F, K80G, M60, NK43, NK52, NK60, NKD43, NKD48, NKD52, NKD60, T3-80, T4-80, T5-80, T6-80, TS43, TS48 | | |

accessories for 512160

| | | | |
|--------------------|------------------------|-----------------|-------|
| Part No. | 512369 | Ref. No. | 25052 |
| description | counterpart door catch | | |



1


| | | | |
|--------------------|--|-----------------|-------|
| Part No. | 512368 | Ref. No. | 22121 |
| description | door catch catch | | |
| For models: | APS43, APS48, APS53, APS60, APSE43, APSE48, APSE53, APSE60, C3, C4, FW35, FW40, FW45, FW50 | | |






1


| | | | |
|--------------------|--|-----------------|-------|
| Part No. | 510008 | Ref. No. | 33336 |
| description | door catch for dishwasher | | |
| For models: | 60BT, 60BT-3, 60EBT, APS43, APS48, APS48B, APS53, APS60, APSE43, APSE48, APSE53, APSE60, C35, C35E, C43, C43-2, C43ALTA, C43D, C43DE, C43E, C46DE, C46E, C48, C48-2, C48D, C48D-2, C48DDL, C48DL, C48E, C53, C53D, C53DE, C53E, C6, C60, C60D, C60DE, C60E, C68DE, C68E, C68EBT, C6D, C6DE, C6E, C81, C81E, C81EBT, C90, C90DE, C90DE2...(Other models you can see in the webshop) | | |





| | | | |
|--|---|-----------------|-----------------|
|  <p>1</p> | | | |
| Part No. | 692100 | Ref. No. | 180508 37198 |
| description | snap lock L 36mm ø 17mm | | |
| For models: | 60EBT, C60DE, C60E, C6DE, C6E, C6EBT, SP50DE, SP50E | | |


| | | | |
|--|---|-----------------|-------|
| miscellaneous | | | |
|  <p>1</p> | | | |
| Part No. | 519411 | Ref. No. | 18069 |
| description | bracket for door hinge | | |
| For models: | APS43, APS48, APS48B, APS53, APS60, APSE43, APSE48, APSE53, APSE60, C3, C35, C4, C43, C43ALTA, C43D, C48, C48D, C48DDL, C48DL, C53, C53D, C60, C60D, CDN3, CDN4, CR43, CR43D, CR48, CR48D, DP35, DP35D, DP40, DP40D, DP45, DP45D, DP50, DP50D, FW35, FW40, FW40B, FW45, FW50, SP35, SP35ALTA, SP35D, SP40, SP40D, SP40DDL, SP40DL, SP45...(Other models you can see in the webshop) | | |


| | | | |
|---|---|-----------------|-------------------------------|
|  <p>1</p> | | | |
| Part No. | 512405 | Ref. No. | 190685 |
| description | bush for door hinge plastic ø 10mm L 9mm | | |
| For models: | AP43E, AP48E, AP53E, AP60E, DP45DE, DP45E, DP50DE, DP50E, DP50EBT, FW35E, FW40E, ST43DE, ST43E, ST48DE, ST48E, ST48EBT, ST53DE, ST53E, ST60DE, ST60E, ST60EBT | | |
| accessories for | 512405 | | |
| |  | Part No. | 501443 Ref. No. 324170 |
| | door hinge L 150mm HOONVED | | |

| | | | |
|--|---|-----------------|-------|
|  <p>1</p> | | | |
| Part No. | 512103 | Ref. No. | 31817 |
| description | cam door catch | | |
| For models: | BPN48, BPS43, BPS52, INDY43F, INDY48F, INDY53F, INDY60F, UNI43C, UNI43R, UNI43RD, UNI48C, UNI48CD, UNI48R, UNI48RD, UNI53C, UNI53R, UNI53RD, UNI60C | | |


| | | | |
|--|---|-----------------|-------|
|  <p>1</p> | | | |
| Part No. | 512104 | Ref. No. | 31956 |
| description | cover for cam connection housing | | |
| For models: | BPN48, INDY43F, INDY48F, INDY53F, INDY60F, UNI43C, UNI43R, UNI43RD, UNI48C, UNI48CD, UNI48R, UNI48RD, UNI53C, UNI53R, UNI53RD, UNI60C | | |

| | | | |
|---|--|-----------------|---------|
|  <p>1</p> | | | |
| Part No. | 510938 | Ref. No. | H331764 |
| description | fixing plate for door seal fixing plate | | |
| For models: | EDI13-2, EDI13ALTA-2, EDI4, EDI6-2, EDI8-2, LO134-2, LO134ALTA-2, LO56, LO67-2, LO83-2 | | |


| | | | |
|--|---|-----------------|-------|
|  <p>1</p> | | | |
| Part No. | 524451 | Ref. No. | 35202 |
| description | threaded bush for tie bar L 12mm D1 ø 9.6mm D2 ø 7.75mm | | |
| For models: | C90, LO50, RLO50, US-X501 | | |


| | | | |
|---|---|-----------------|-------|
| screw connections | | | |
|  <p>1</p> | | | |
| Part No. | 512313 | Ref. No. | 30436 |
| description | nut | | |
| For models: | E40-2F, INDY43F, INDY48F, INDY53F, INDY60F, TS43, TS48, UNI43C, UNI48C, UNI48CD, UNI53C, UNI60C | | |


| | | | |
|---|---|-----------------|---------|
|  <p>1</p> | | | |
| Part No. | 510457 | Ref. No. | H160755 |
| description | nut for stuff | | |
| For models: | 60EBT, C43DE, C43E, C46DE, C46E, C53DE, C53E, C60DE, C60E, C68DE, C68E, C6DE, C6E, SP35DE, SP35E, SP40DE, SP40E, SP45DE, SP45E, SP50DE, SP50E, SP50E-400V3-50Hz-MARINE, SP50E-440V3-60Hz-MARINE, SP5DE, SP5E, SP68DE, SP68E, ST53DE, ST53E, ST60DE, ST60E | | |

| | | | |
|--|--|-----------------|-------|
|  <p>1</p> | | | |
| Part No. | 512074 | Ref. No. | 26651 |
| description | nut thread 1/2" H 7mm WS 27 plastic Qty 1 pcs | | |
| For models: | ED600-95, ED630-90, ED650S, ED650S-90, ED700, ED700-90, ED900, ED900-90, EDI13, EDI13-2, EDI13ALTA, EDI13ALTA-2, EDI6, EDI6-2, EDI8, EDI8-2, K80F, K80G, LO122, LO134, LO134-2, LO134ALTA, LO-134ALTA-2, LO60, LO67, LO67-2, LO78, LO83, LO83-2, RLO200, RLO300, RLO400, T3-80, T4-80, T5-80 | | |



| | | | |
|---|--|-----------------|--------|
|  | | | |
| 1 | | | |
| Part No. | 511576 | Ref. No. | 160789 |
| description | nut thread M10x1.5 H 5mm WS 19 plastic Qty 1 pcs | | |
| For models: | CAP15EBT | | |

| | | | |
|---|-------------------------------|-----------------|-------|
|  | | | |
| 1 | | | |
| Part No. | 512382 | Ref. No. | 18463 |
| description | screw connection for wash arm | | |

| | | | |
|---|---|-----------------|-------|
|  | | | |
| 1 | | | |
| Part No. | 512177 | Ref. No. | 33476 |
| description | screw connection thread 1/4" H 27mm Qty 1 pcs | | |
| For models: | C98, CA120, CA55, CA90, CAP7, CAP7E, ED550, ED650E, ED650S, LO62, RCA1100, RCA1200, RCA1200i, SO55, SO55-400V3-50Hz-MARINE, SO55-440V3-60Hz-MARINE, SO55E | | |


| | | | |
|---|---|-----------------|-------|
|  | | | |
| 1 | | | |
| Part No. | 512178 | Ref. No. | 33540 |
| description | screw connection thread M16x1.25 H 31mm Qty 1 pcs | | |
| For models: | C98, CA120, CA55, CA90, CAP7, CAP7E, ED550, ED650E, ED650S, LO62, RCA1100, RCA1200, RCA1200i, SO55, SO55-400V3-50Hz-MARINE, SO55-440V3-60Hz-MARINE, SO55E | | |

curtains


curtains

| | | | |
|--|--|-----------------|-------------------|
|  | | | |
| 1 | | | |
| Part No. | 510941 | Ref. No. | 190910 H190906 |
| description | curtain W 620mm H 473mm N2S | | |
| For models: | EDT100, EDT140, EDT170, EDT200, EDT230, EDT85, TR100, TR140, TR170, TR200, TR230, TR90, TR-E100, TR-E150, TR-E170, TR-E200, TRE230, TR-E90 | | |


curtain rods

| | | | |
|---|--|-----------------|-------------------|
|  | | | |
| 1 | | | |
| Part No. | 533175 | Ref. No. | 340422 H340422 |
| description | curtain rod L 660mm ø 8mm | | |
| For models: | AC101, AC151, AC181, AC201, AC241, AC91, EDT100, EDT140, EDT170, EDT200, EDT230, EDT85, TR100, TR140, TR170, TR200, TR230, TR90, TR-E100, TR-E150, TR-E170, TR-E200, TR-E230, TR-E90 | | |


washing and rinsing systems


| | | | |
|--|---|-----------------|-------|
|  | | | |
| 1 | | | |
| Part No. | 512233 | Ref. No. | 17922 |
| description | blank thread 1/4" WS 24 | | |
| For models: | APS43, APS48, APS48B, APS53, APS60, APSE43, APSE48, APSE53, APSE60, FW35, FW40, FW40B, FW45, FW50 | | |





| | | | |
|---|--|-----------------|-------|
|  | | | |
| 1 | | | |
| Part No. | 512240 | Ref. No. | 32282 |
| description | bush for rinse arm | | |
| For models: | APS43, APS48, APS48B, APS53, APSE43, APSE48, APSE53, FW35, FW40, FW40B, FW45 | | |


| | | | |
|---|---|-----------------|---------|
|  | | | |
| 1 | | | |
| Part No. | 512262 | Ref. No. | H190641 |
| description | bush for rinse arm | | |
| For models: | C90DE2, C90E2, C90EBT2, C98, CA120, CA90, CAP10, CAP10BT, CAP12, CAP7, CAP7E, ED650E, ED650S, EDI13-2, EDI13ALTA-2, EDI13ALTABT, EDI13BT, EDI4, EDI6-2, EDI6BT, EDI8-2, EDI8BT, LO134-2, LO134ALTA-2, LO56, LO62, LO67-2, LO83-2, RCA1100, RCA1200, RCA1200i, SO100, SO100-400V3-50Hz-MARINE, SO100-440V3-60Hz-MARINE, SO120, SO55, SO55E | | |


| | | | |
|--|---|-----------------|-------|
|  | | | |
| 1 | | | |
| Part No. | 511240 | Ref. No. | 35968 |
| description | bush for wash arm | | |
| For models: | C81, C81E, C81EBT, CA120, CA55, CA90, CAP10, CAP10BT, CAP10DE, CAP12, CAP12DE, CAP12EBT, CAP7, CAP7E, ED550, ED650E, ED650S, RCA1100, RCA1200, RCA1200i, SO100, SO100-400V3-50Hz-MARINE, SO100-440V3-60Hz-MARINE, SO120, SO55, SO55E, SP81, SP81E | | |


| | | | |
|---|---|-----------------|-------|
|  | | | |
| 1 | | | |
| Part No. | 511432 | Ref. No. | 33468 |
| description | bush for wash arm | | |
| For models: | C81, CA120, CA55, CA90, ED550, ED650E, ED650S, RCA1100, RCA1200, RCA1200i, SP81 | | |


| | | | |
|---|--|-----------------|-------|
|  | | | |
| 1 | | | |
| Part No. | 511434 | Ref. No. | 36188 |
| description | bush for wash arm | | |
| For models: | C81, C81E, C81EBT, CA120, CA55, CA90, CAP10, CAP10BT, CAP10DE, CAP12, CAP12DE, CAP12EBT, CAP7, CAP7E, ED550, ED650E, ED650S, RCA1100, SO100, SO100-400V3-50Hz-MARINE, SO100-440V3-60Hz-MARINE, SO120, SO55, SO55E, SP81, SP81E | | |

| | | | |
|--|---|-----------------|-------|
|  | | | |
| 1 | | | |
| Part No. | 512040 | Ref. No. | 25056 |
| description | bush for wash arm | | |
| For models: | ED630-90, ED650E, ED650E-90, ED650S, ED650S-90, ED700, ED900, T5-80 | | |

| | | | |
|--|---|-----------------|-------|
|  | | | |
| 1 | | | |
| Part No. | 512047 | Ref. No. | 30402 |
| description | bush for wash arm | | |
| For models: | DP35, DP35D, INDY43F, INDY48F, STS43, STS43D, TS48, UNI43C, UNI48C, UNI48CD | | |

| | | | |
|---|--|-----------------|-------|
|  | | | |
| 1 | | | |
| Part No. | 512050 | Ref. No. | 17972 |
| description | bush for wash arm | | |
| For models: | C53, C53D, C60, C60D, DP40, DP40D, DP45, DP45D, DP50, DP50D, INDY53F, INDY60F, SP45, SP45D, SP50, SP50-400V, SP50-440V, SP50D, STS48, STS48D, STS53, STS53D, STS60, STS60D, UNI53C, UNI60C | | |

| | | | |
|---|---|-----------------|-------|
|  | | | |
| 1 | | | |
| Part No. | 512053 | Ref. No. | 17971 |
| description | bush for wash arm | | |
| For models: | INDY43F, INDY48F, INDY53F, INDY60F, UNI43C, UNI48C, UNI48CD, UNI53C, UNI60C | | |

| | | | |
|--|--|-----------------|-------|
|  | | | |
| 1 | | | |
| Part No. | 512062 | Ref. No. | 18703 |
| description | bush for wash arm | | |
| For models: | 60BT, 60BT-3, C3, C4, C53, C53D, C60, C60D, DP35, DP35D, DP40, DP40D, DP45, DP45D, DP50, DP50D, DP50D-115V, GS-X1021, GSX1021-WEH, RSP50, RSP50A, SD5BT, SP45, SP45D, SP50, SP50-400V, SP50-440V, SP50D, STS43, STS43D, STS48, STS48D, STS53, STS53D, STS60, STS60D, TN-TDN5, TN-TDN6, VS-X313, VS-X313-LP-DOS, VSX515, VS-X515-LP-DOS | | |



1

| | | | |
|--------------------|---|-----------------|-------|
| Part No. | 512064 | Ref. No. | 32888 |
| description | bush for wash arm | | |
| For models: | 60BT, 60BT-3, C53, C53D, C60, C60D, DP45, DP45D, DP50, DP50D, DP50D-115V, RSP50, RSP50A, SD5BT, SP45, SP45D, SP50, SP50-400V, SP50-440V, SP50D, STS43, STS43D, STS48, STS48D, STS53, STS53D, STS60, STS60D, TN-TDN5, TN-TDN6, VS-X313, VS-X313-LP-DOS, VSX515, VS-X515-LP-DOS | | |



1

| | | | |
|--------------------|--|-----------------|-------|
| Part No. | 512275 | Ref. No. | 34262 |
| description | bush for wash arm | | |
| For models: | 60BT, 60BT-3, C53, C53D, C60, C60D, DP35, DP35D, DP40, DP40D, DP45, DP45D, DP50, DP50D, DP50D-115V, GS-X1021, GS-X1021-WEH, RSP50, RSP50A, SD5BT, SP45, SP45D, SP50, SP50-400V, SP50-440V, SP50D, STS43, STS43D, STS48, STS48D, STS53, STS53D, STS60, STS60D, TN-TDN5, TN-TDN6, VS-X313, VS-X313-LP-DOS, VS-X515, VS-X515-LP-DOS | | |



1

| | | | |
|--------------------|--------------------------------|-----------------|-------|
| Part No. | 512291 | Ref. No. | 25057 |
| description | bush for wash arm | | |
| For models: | K80F, M60, T3-80, T4-80, T6-80 | | |



1

| | | | |
|--------------------|---|-----------------|-------|
| Part No. | 512321 | Ref. No. | 35233 |
| description | bush for wash arm | | |
| For models: | DP35-2, DP35D-2, DP40-2, DP40D-2, DP40D-rib2, DP40-rib2, GSX1021-2, GS-X1021-2rib, GS-X1021-WEH-2, GS-X1021-WEH-2rib, ST43DE, ST43E, ST48DE, ST48E, ST48EBT, STS43-2, STS43D-2, STS48-2, STS48D-2, STS48D-rib2, STS48-rib2, TDN4-2rib | | |



1

| | | | |
|--------------------|--|-----------------|-------|
| Part No. | 512383 | Ref. No. | 31281 |
| description | bush for wash arm | | |
| For models: | INDY43F, INDY48F, INDY53F, INDY60F, TS43, TS48 | | |



1

| | | | |
|--------------------|--|-----------------|-------|
| Part No. | 511433 | Ref. No. | 36187 |
| description | bush ø 23mm H 20mm | | |
| For models: | C81, C81E, C81EBT, CA120, CA55, CA90, CAP10, CAP10BT, CAP10DE, CAP12, CAP12DE, CAP12EBT, CAP7, CAP7E, ED550, ED650E, ED650S, RCA1100, SO100, SO100-400V3-50Hz-MARINE, SO100-440V3-60Hz-MARINE, SO120, SO55, SO55E, SP81, SP81E | | |



1

| | | | |
|--------------------|--|-----------------|--------|
| Part No. | 513318 | Ref. No. | 190697 |
| description | bush ø 32mm H 28mm thread 3/4" ID ø 15.8mm Qty 1 pcs | | |
| For models: | HT100, HT150, HTP195, HTP205, HTP220 | | |



1

| | | | |
|--------------------|--|-----------------|-------|
| Part No. | 512211 | Ref. No. | 34383 |
| description | bushing for rinse arm | | |
| For models: | 60BT, 60BT-3, 60EBT, C35, C43, C43D, C48, C48D, C53, C53D, C53DE, C53E, C60, C60D, C60DE, C60E, C81, C81E, C90, C90DE, C90E, C90EBT, DP35, DP35-2, DP35D, DP35D-2, DP40, DP40-2, DP40D, DP40D-2, DP40D-rib2, DP40-rib2, DP45, DP45D, DP50, DP50D, DP50D-115V, EDI13, EDI13ALTA, EDI6, EDI8, GS-X1021, GS-X1021-2, GS-X1021-2rib, GS-X1021-WEH, GS-X1021-WEH-2, GS-X1021-WEH-2rib, LO134, LO134ALTA, LO50...(Other models you can see in the webshop) | | |



1


| | | | |
|--------------------|--|-----------------|---------|
| Part No. | 519571 | Ref. No. | H180406 |
| description | connecting fitting for wash distributor L 220mm W 120mm H 60mm ED ø 51mm hole ø 42mm thickness 4.75mm | | |
| For models: | EDT100, EDT140, EDT170, EDT200, EDT230, EDT85, TR100, TR140, TR170, TR200, TR230, TR90, TR-E100, TR-E150, TR-E170, TR-E200, TRE230, TR-E90 | | |


accessories for 519571


| | | | |
|--------------------|------------------------|-----------------|-------------------|
| Part No. | 519462 | Ref. No. | 200428 H200428 |
| description | gasket L 100mm W 100mm | | |


| | | | |
|--------------------|---|-----------------|---|
| Part No. | 520118 | Ref. No. | — |
| description | hose clamp ø 50-70mm width 9mm Qty 5 pcs DIN 3017 | | |




| | | | |
|--|--|-----------------|-------|
|  <p>1</p> | | | |
| Part No. | 517796 | Ref. No. | 06785 |
| description | connecting piece for rinse arm ID \varnothing 7mm ED \varnothing 10.7mm L 18mm | | |
| For models: | APS43, APS48, APS48B, APS53, APS60, C3, C4, FW35, FW40, FW40B, FW45, FW50 | | |


| | | | |
|--|--|-----------------|-------|
|  <p>1</p> | | | |
| Part No. | 512406 | Ref. No. | 30662 |
| description | cover for washing arms ID \varnothing 48mm ED \varnothing 79mm thickness 8.5mm | | |
| For models: | E40-2F, INDY43F, INDY48F, INDY53F, INDY60F, TS43, TS48 | | |


| | | | |
|--|--|-----------------|-------|
|  <p>1</p> | | | |
| Part No. | 517629 | Ref. No. | 25039 |
| description | disc for rinse arm \varnothing 12/18mm | | |
| For models: | ED630-90, ED650E-90, ED650S-90, ED700, ED900 | | |


| | | | |
|--|--|-----------------|-------|
|  <p>1</p> | | | |
| Part No. | 517628 | Ref. No. | 25038 |
| description | disc for rinse arm \varnothing 16mm | | |
| For models: | ED630-90, ED650E-90, ED650S-90, ED700, ED900 | | |


| | | | |
|--|--|-----------------|--------------------------------------|
|  <p>1</p> | | | |
| Part No. | 507571 | Ref. No. | 180407 H180407 |
| description | end piece for wash distributor L 170mm W 120mm H 60mm ED \varnothing 51mm hole \varnothing 41mm thickness 4.75mm suitable for COMENDA for ACxxx | | |
| For models: | AC101, AC151, AC181, AC201, AC241, AC91, EDT100, EDT140, EDT170, EDT200, EDT230, EDT85, TR100, TR140, TR170, TR200, TR230, TR90, TR-E100, TR-E150, TR-E170, TR-E200, TR-E230, TR-E90 | | |
| accessories for | 507571 | | |
|  | Part No. | 519462 | Ref. No. 200428 H200428 |
| | gasket L 100mm W 100mm | | |
|  | Part No. | 520118 | Ref. No. — |
| | hose clamp \varnothing 50-70mm width 9mm Qty 5 pcs DIN 3017 | | |

| | | | |
|---|---|-----------------|-------|
|  <p>1</p> | | | |
| Part No. | 512259 | Ref. No. | 30664 |
| description | flange for wash arm support | | |
| For models: | C53, C53D, C60, C60D, DP40, DP40D, DP45, DP45D, DP50, DP50D, E40-2F, INDY43F, INDY48F, INDY53F, INDY60F, SP45, SP45D, SP50, SP50-400V, SP50-440V, SP50D, STS48, STS48D, STS53, STS53D, STS60, STS60D, TS48, UNI43C, UNI48C, UNI48CD, UNI53C, UNI60C | | |

| | | | |
|---|--|-----------------|--------|
|  <p>1</p> | | | |
| Part No. | 505399 | Ref. No. | 200977 |
| description | gasket for wash arm \varnothing 21mm ID \varnothing 12mm thickness 5mm | | |


| | | | |
|---|---|-----------------|-------|
|  <p>1</p> | | | |
| Part No. | 505314 | Ref. No. | 31063 |
| description | gasket for wash arm thickness 1mm L 74.5mm W 42mm | | |
| For models: | ED600-95, ED700-90, ED900-90, EDI5, LO122, LO60, LO61, LO78 | | |


| | | | |
|--|------------------------|-----------------|-------------------|
|  <p>1</p> | | | |
| Part No. | 519462 | Ref. No. | 200428 H200428 |
| description | gasket L 100mm W 100mm | | |

| | | | |
|---|---|-----------------|-------|
|  <p>1</p> | | | |
| Part No. | 512061 | Ref. No. | 18691 |
| description | hose connector thread 1/2" | | |
| For models: | C3, C35, C4, C43, C43ALTA, C43D, C48, C48D, C48DDL, C48DL, SP35, SP35ALTA, SP35D, SP40, SP40D, SP40DDL, SP40DL, SPB35 | | |




| | | | |
|---|---|-----------------|-------|
|  | | | |
| 1 | | | |
| Part No. | 512245 | Ref. No. | 33544 |
| description | hose connector thread 1/2" grommet ø 30mm ID ø 16mm grommet length 28mm total length 35mm ED ø 31.5mm | | |
| For models: | 60BT, 60BT-3, C43, C43ALTA, C48, C48D, C48DDL, C48DL, C53, C53D, C60, C60D, DP35, DP35D, DP40, DP40D, DP45, DP45D, DP50, DP50D, DP50D-115V, GS-X1021, GS-X1021-WEH, GS-X1021, GS-X1021-WEH, RSP50, RSP50A, SD5BT, SP35, SP35ALTA, SP40, SP40D, SP40DDL, SP40DL, SP45, SP45D, SP50, SP50-400V, SP50-440V, SP50D, STS43, STS43D, STS48, STS48D, STS53, STS53D, STS60, STS60D, TN-TDN5, TNTDN6...(Other models you can see in the webshop) | | |


| | | | |
|--|----------------|-----------------|-------|
|  | | | |
| 2 | | | |
| Part No. | 512085 | Ref. No. | 31165 |
| description | impulse nozzle | | |


| | | | |
|--|--|-----------------|-------|
|  | | | |
| 1 | | | |
| Part No. | 698577 | Ref. No. | 36006 |
| description | knurled nut mounting pos. upper/lower thread M18 ø 35.3mm H 6mm SS | | |
| For models: | C81E, C81EBT, C90, C90DE, C90DE2, C90E, C90E2, C90EBT, C90EBT2, C98, CA55, CA90, CAP10, CAP10BT, CAP10DE, CAP12, CAP12DE, CAP12EBT, CAP7, CAP7E, ED550, ED650E, ED650S, EDI13, EDI13-2, EDI13ALTA, EDI13ALTA-2, EDI13ALTABT, EDI13BT, EDI4, EDI6, EDI6-2, EDI6BT, EDI8, EDI8-2, EDI8BT, HD130BT, HD40ALTABT, HD40BT, HD60BT, HD80BT, LO134, LO134-2, LO134ALTA, LO134ALTA-2, LO50, LO50E, LO56, LO62, LO67...(Other models you can see in the webshop) | | |


| | | | |
|---|--|-----------------|-------|
|  | | | |
| 1 | | | |
| Part No. | 512257 | Ref. No. | 34382 |
| description | knurled nut thread M10L ø 30mm H 6.5mm SS | | |
| For models: | 60BT, 60BT-3, C35, C43, C43D, C48, C48D, C53, C53D, C60, C60D, C81, C90, DP35, DP35D, DP40, DP40D, DP45, DP45D, DP50, DP50D, DP50D-115V, GS-X1021, GS-X1021-WEH, LO50, RSP50, RSP50A, SD5BT, SP35, SP35D, SP40, SP40D, SP45, SP45D, SP50, SP50-400V, SP50-440V, SP50D, SP81, SPB35, STS43, STS43D, STS48, STS48D, STS53, STS53D, STS60, STS60D, TN-TDN5, TN-TDN6...(Other models you can see in the webshop) | | |

| | | | |
|--|---|-----------------|-------|
|  | | | |
| 1 | | | |
| Part No. | 512212 | Ref. No. | 34998 |
| description | knurled nut thread M10x1.5 ø 30mm H 6.4mm SS | | |
| For models: | 60EBT, C53DE, C53E, C60DE, C60E, C81, C81E, C81EBT, C90, C90DE, C90E, C90EBT, DP35-2, DP35D-2, DP40-2, DP40D-2, DP40D-rib2, DP40-rib2, DP45DE, DP45E, DP50DE, DP50E, DP50EBT, EDI13, EDI13ALTA, EDI6, EDI8, GS-X1021-2, GS-X1021-2rib, GS-X1021-WEH-2, GS-X1021-WEH-2rib, LO134, LO134ALTA, LO50, LO50E, LO67, LO83, RLO200, RLO300, RLO400, RLO50, SMW15, SMW15E, SP45DE, SP45E, SP50DE, SP50E, SP50E-400V3-50Hz-MARINE, SP50E-440V3-60Hz-MARINE, SP81...(Other models you can see in the webshop) | | |


| | | | |
|--|--------------------------|-----------------|-------|
|  | | | |
| 1 | | | |
| Part No. | 512038 | Ref. No. | 31659 |
| description | manifold | | |
| For models: | INDY48F, UNI48C, UNI48CD | | |


| | | | |
|---|---|-----------------|-------|
|  | | | |
| 1 | | | |
| Part No. | 512042 | Ref. No. | 25055 |
| description | nut | | |
| For models: | ED630-90, ED650E, ED650E-90, ED650S, ED650S-90, ED700, ED900, K80F, M60, T3-80, T4-80, T5-80, T6-80 | | |




| | | | |
|--|---|-----------------|-------|
|  | | | |
| 1 | | | |
| Part No. | 512377 | Ref. No. | 27155 |
| description | nut | | |
| For models: | 60BT, 60BT-3, 60EBT, AP43E, AP48E, AP53E, AP60E, APS43, APS48, APS48B, APS53, APS60, APSE43, APSE48, APSE53, APSE60, BPS43, C35, C35E, C43, C43-2, C43ALTA, C43D, C43DE, C43E, C46DE, C46E, C48, C48-2, C48D, C48D-2, C48DDL, C48DL, C48E, C53, C53D, C53DE, C53E, C6, C60, C60D, C60DE, C60E, C68DE, C68E, C68EBT, C6D, C6DE, C6E, C6EBT...(Other models you can see in the webshop) | | |


| | | | |
|--|---|-----------------|-------|
|  | | | |
| 1 | | | |
| Part No. | 512244 | Ref. No. | 32359 |
| description | nut for wash arm | | |
| For models: | APS43, APS48, APS48B, APS53, APS60, APSE43, APSE48, APSE53, APSE60, C3, C4, C53, C53D, C60, C60D, DP35, DP35D, DP40, DP40D, DP45, DP45D, DP50, DP50D, FW35, FW40, FW40B, FW45, FW50, SP45, SP45D, SP50, SP50-400V, SP50-440V, SP50D, STS43, STS43D, STS48, STS48D, STS53, STS53D, STS60, STS60D | | |





| | | | |
|---|---|-----------------|-------|
|  | | | |
| 1 | | | |
| Part No. | 512157 | Ref. No. | 15362 |
| description | nut thread M12 | | |
| For models: | APS60, APSE60, ED650E, ED650S, FW50, K80F | | |


| | | | |
|--|---------------------|-----------------|-------|
|  | | | |
| 1 | | | |
| Part No. | 512242 | Ref. No. | 17915 |
| description | rinse pipe | | |
| For models: | APS60, APSE60, FW50 | | |


| | | | |
|---|---|-----------------|-------------------|
|  | | | |
| 1 | | | |
| Part No. | 518085 | Ref. No. | 180232 H180232 |
| description | opposite support for wash arm mounting pos. upper/lower L 102mm W 102mm | | |
| accessories for | 518085 | | |
|  | Part No. | 510899 | Ref. No. |
| | | | 200830 H200830 |
|  | Part No. | 519462 | Ref. No. |
| | | | 200428 H200428 |


| | | | |
|--|---|-----------------|-------|
|  | | | |
| 1 | | | |
| Part No. | 512248 | Ref. No. | 17913 |
| description | rinse pipe | | |
| For models: | APS43, APS48, APS48B, APS53, APSE43, APSE48, APSE53, DP35, DP35D, DP40, DP40D, FW35, FW40, FW40B, FW45, STS43, STS43D, STS48, STS48D, STS60, STS60D | | |


| | | | |
|--|---|-----------------|-------------------|
|  | | | |
| 1 | | | |
| Part No. | 510801 | Ref. No. | 160113 H160113 |
| description | pipe ID ø 8mm ø 12mm plastic supplied by meter | | |
| For models: | AC101, AC151, AC181, AC201, AC241, AC91, EDT100, EDT140, EDT170, EDT200, EDT230, EDT85, HG2LR, HGLR, TR100, TR140, TR170, TR200, TR230, TR90, TR-E100, TR-E150, TR-E170, TR-E200, TR-E230 | | |


| | | | |
|--|---------------------|-----------------|-------|
|  | | | |
| 1 | | | |
| Part No. | 512250 | Ref. No. | 17938 |
| description | rinse pipe | | |
| For models: | APS60, APSE60, FW50 | | |

| | | | |
|---|---|-----------------|---------|
|  | | | |
| 1 | | | |
| Part No. | 511668 | Ref. No. | H190674 |
| description | reducer for wash pipe ø 18mm | | |
| For models: | CAP10, CAP10BT, CAP12, SO100, SO100-400V3-50Hz-MARINE, SO100-440V3-60Hz-MARINE, SO120 | | |

| | | | |
|--|---|-----------------|-------|
|  | | | |
| 1 | | | |
| Part No. | 512279 | Ref. No. | 34396 |
| description | rinse pipe | | |
| For models: | DP35, DP35D, DP40, DP40D, GS-X1021, GS-X1021-WEH, STS43, STS43D, STS48, STS48D, STS60, STS60D | | |

| | | | |
|---|---|-----------------|-------|
|  | | | |
| 1 | | | |
| Part No. | 512068 | Ref. No. | 25036 |
| description | rinse arm support mounting pos. upper | | |
| For models: | APS43, APS48, APS48B, APS53, APS60, APSE43, APSE48, APSE53, APSE60, C3, C35, C4, C43, C43D, C48, C48D, C53, C53D, C60, C60D, DP35, DP35D, DP40, DP40D, DP45, DP45D, DP50, DP50D, E40-2F, FW35, FW40, FW40B, FW45, FW50, INDY43F, INDY48F, INDY53F, INDY60F, SP45, SP45D, SP50, SP50-400V, SP50-440V, SP50D, STS43, STS43D, STS48, STS48D, STS53, STS53D...(Other models you can see in the webshop) | | |

| | | | |
|--|--|-----------------|-------|
|  | | | |
| 1 | | | |
| Part No. | 512280 | Ref. No. | 34397 |
| description | rinse pipe | | |
| For models: | 60BT, 60BT-3, C53, C53D, C60, C60D, DP45, DP45D, DP50, DP50D, DP50D-115V, RSP50, RSP50A, SD5BT, SP45, SP45D, SP50, SP50-400V, SP50-440V, SP50D, STS43, STS43D, STS53, STS53D, STS60, STS60D, TNTDN5, TN-TDN6, VS-X313, VS-X313-LP-DOS, VS-X515, VS-X515-LP-DOS | | |

| | | | |
|--|--|-----------------|-------|
|  | | | |
| 1 | | | |
| Part No. | 512197 | Ref. No. | 33729 |
| description | rinse pipe mounting pos. lower ø 10/12mm L 270mm | | |
| For models: | CA120, CA55, CA90, CAP7, CAP7E, ED550, ED650E, ED650S, RCA1100, RCA1200, RCA1200i, SO55, SO55-400V3-50Hz-MARINE, SO55-440V3-60Hz-MARINE, SO55E | | |



1



| | | | |
|--------------------|--|-----------------|-------|
| Part No. | 524514 | Ref. No. | 33473 |
| description | rinse pipe mounting pos. upper ø 12mm L 265mm | | |
| For models: | CA120, CA55, CA90, CAP7, CAP7E, ED550, ED650E, ED650S, RCA1100, RCA1200, RCA1200i, SO55, SO55-400V3-50Hz-MARINE, SO55-440V3-60Hz-MARINE, SO55E, TS43 | | |

1



| | | | |
|--------------------|---|-----------------|-------|
| Part No. | 512241 | Ref. No. | 17920 |
| description | screw | | |
| For models: | APS43, APS48, APS48B, APS53, APS60, APSE43, APSE48, APSE53, APSE60, FW35, FW40, FW40B, FW45, FW50 | | |

1



| | | | |
|--------------------|---|-----------------|--------|
| Part No. | 511185 | Ref. No. | 261005 |
| description | screw for wash arm support mounting pos. upper | | |
| For models: | 60EBT, AC101, AC151, AC181, AC201, AC241, AC91, C53DE, C53E, C6, C60DE, C60E, C68DE, C68E, C68EBT, C6D, C6DE, C6E, C6EBT, DP45DE, DP45E, DP50DE, DP50E, DP50EBT, EDT100, EDT140, EDT170, EDT200, EDT230, EDT85, SP45DE, SP45E, SP50DE, SP50E, ST53DE, ST53E, ST60DE, ST60E, ST60EBT | | |

1



| | | | |
|--------------------|--|-----------------|----------------|
| Part No. | 512322 | Ref. No. | 32234 35234 |
| description | screw connection | | |
| For models: | C3, C4, DP35-2, DP35D-2, DP40-2, DP40D-2, DP40D-rib2, DP40-rib2, GS-X1021-2, GS-X1021-2rib, GS-X1021-WEH-2, GS-X1021-WEH-2rib, ST43DE, ST43E, ST48DE, ST48E, ST48EBT, STS43-2, STS43D-2, STS48-2, STS48D-2, STS48D-rib2, STS48-rib2, TDN4-2rib | | |

1



| | | | |
|--------------------|--|-----------------|-------|
| Part No. | 512069 | Ref. No. | 17933 |
| description | screw connection for wash pipe | | |
| For models: | APS43, APS48, APS48B, APS53, APS60, APSE43, APSE48, APSE53, APSE60, C3, C35, C4, C43, C43D, C48, C48D, C53, C53D, C60, C60D, DP35, DP35D, DP40, DP40D, DP45, DP45D, DP50, DP50D, FW35, FW40, FW40B, FW45, FW50, INDY43F, INDY48F, INDY53F, INDY60F, SP45, SP45D, SP50, SP50-400V, SP50-440V, SP50D, STS43, STS43D, STS48, STS48D, STS53, STS53D, STS60...(Other models you can see in the webshop) | | |

1



| | | | |
|--------------------|---|-----------------|-------|
| Part No. | 512508 | Ref. No. | 36213 |
| description | spacer ring ø 22mm ID ø 14mm H 14mm | | |
| For models: | APS43, APS48, APS48B, APS53, APS60, FW35, FW40, FW40B, FW45, FW50 | | |

1



| | | | |
|--------------------|--|-----------------|-------|
| Part No. | 512043 | Ref. No. | 16575 |
| description | throttle disc | | |
| For models: | ED630-90, ED650E, ED650E-90, ED650S, ED650S-90 | | |

1



| | | | |
|--------------------|---|-----------------|-------|
| Part No. | 512239 | Ref. No. | 32358 |
| description | wash arm bearing | | |
| For models: | APS43, APS48, APS48B, APS53, APS60, APSE43, APSE48, APSE53, APSE60, FW35, FW40, FW40B, FW45, FW50 | | |

1



| | | | |
|--------------------|---|-----------------|----------------|
| Part No. | 512307 | Ref. No. | 30483 35959 |
| description | wash arm bearing | | |
| For models: | E40-2F, ED600-95, ED700-90, ED900-90, EDI13, EDI13ALTA, EDI5, EDI6, EDI8, INDY43F, INDY48F, INDY53F, INDY60F, LO122, LO134, LO134ALTA, LO60, LO61, LO67, LO78, LO83, RLO200, RLO300, RLO400, TS43, TS48 | | |

1



| | | | |
|--------------------|---|-----------------|-------|
| Part No. | 512046 | Ref. No. | 30557 |
| description | wash jet mounting pos. upper H 38mm ø 97mm | | |
| For models: | DP35, DP35D, INDY43F, INDY48F, STS43, STS43D, TS48, UNI43C, UNI48C, UNI48CD | | |



washing and rinsing systems (sorted by producer)

HOONVED



1

| | | | |
|--------------------|---|-----------------|-------|
| Part No. | 512005 | Ref. No. | 17976 |
| description | wash arm | | |
| For models: | C53, C60, DP45, DP45D, DP50, DP50D, INDY53F, INDY60F, STS43, STS43D, STS53, STS53D, STS60, STS60D, UNI53C, UNI60C | | |



1

| | | | |
|--------------------|--|-----------------|---------|
| Part No. | 518597 | Ref. No. | H420553 |
| description | wash arm | | |
| For models: | C81, C81E, CA120, CA55, CA90, CAP10, CAP10BT, CAP12, CAP7, CAP7E, ED550, ED650E, ED650S, RCA1100, SO100, SO100-400V3-50Hz-MARINE, SO100-440V3-60Hz-MARINE, SO120, SO55, SO55E, SP81, SP81E | | |

spare parts for 518597



| | | | |
|--------------------|---------------------------------------|-----------------|---|
| Part No. | 509999 | Ref. No. | — |
| description | bush for rinse arm H 53mm ø 48.5mm SS | | |



| | | | |
|--------------------|---|-----------------|---|
| Part No. | 510236 | Ref. No. | — |
| description | plain washer ID ø 21mm ED ø 28mm thickness 1mm SS Qty 1 pcs | | |



| | | | |
|--------------------|--|-----------------|-------|
| Part No. | 511241 | Ref. No. | 36011 |
| description | knurled nut thread M26x1 stainless steel ø 48.6mm H 10mm | | |



1

| | | | |
|--------------------|--|-----------------|-------|
| Part No. | 512300 | Ref. No. | 17974 |
| description | wash arm L 385mm nozzles 7 mounting ø 22/49mm mounting pos. upper/lower | | |
| For models: | C3, DP35, DP35D, DP40, DP40D, INDY43F, STS43, STS43D, STS48, STS48D, STS60, STS60D, UNI43C | | |



1

| | | | |
|--------------------|---|-----------------|-------|
| Part No. | 512316 | Ref. No. | 35140 |
| description | wash arm L 388mm nozzles 7 mounting ø 14/45.5mm mounting pos. lower | | |
| For models: | DP35-2, DP35D-2, ST43DE, ST43E, STS43-2, STS43D-2 | | |



1

| | | | |
|--------------------|--|-----------------|-------|
| Part No. | 512006 | Ref. No. | 17977 |
| description | wash arm L 413mm nozzles 9 mounting ø 48.5mm mounting pos. lower | | |
| For models: | INDY60F, UNI60C | | |



1

| | | | |
|--------------------|--|-----------------|-------|
| Part No. | 512004 | Ref. No. | 17975 |
| description | wash arm L 415mm nozzles 9 mounting ø 32mm mounting pos. upper and bottom | | |
| For models: | C4, C53, C53D, C60, C60D, DP40, DP40D, DP45, DP45D, GS-X1021, GSX1021-WEH, INDY48F, INDY53F, SP45, SP45D, STS48, STS48D, STS53, STS53D, STS60, STS60D, UNI48C, UNI48CD, UNI53C | | |

accessories for 512004



| | | | |
|--------------------|-------------------|-----------------|-------|
| Part No. | 512050 | Ref. No. | 17972 |
| description | bush for wash arm | | |



| | | | |
|--------------------|-------------------|-----------------|-------|
| Part No. | 512053 | Ref. No. | 17971 |
| description | bush for wash arm | | |




| | | | |
|--------------------|-------------------|-----------------|-------|
| Part No. | 512062 | Ref. No. | 18703 |
| description | bush for wash arm | | |




| | | | |
|--------------------|-------------------|-----------------|-------|
| Part No. | 512275 | Ref. No. | 34262 |
| description | bush for wash arm | | |








| | | | |
|---|---|-----------------|-------|
|  | | | |
| 1 | | | |
| Part No. | 512317 | Ref. No. | 35141 |
| description | wash arm L 417mm nozzles 9 mounting ø 14/45.5mm mounting pos. lower | | |
| For models: | DP40-2, DP40D-2, DP40D-rib2, DP40-rib2, GS-X1021-2, GS-X1021-2rib, GS-X1021-WEH-2, GS-X1021-WEH-2rib, ST48DE, ST48E, ST48EBT, STS48-2, STS48D-2, STS48D-rib2, STS48-rib2, TDN4-2rib | | |


| | | | |
|--|---|-----------------|-------|
|  | | | |
| 1 | | | |
| Part No. | 512002 | Ref. No. | 17085 |
| description | wash arm L 540mm nozzles 10 mounting ø 60mm mounting pos. upper/lower | | |
| For models: | C81, CA120, CA55, CA90, ED550, ED630-90, ED650E, ED650E-90, ED650S, ED650S-90, RCA1100, RCA1200, RCA1200i, SP81 | | |


| | | | |
|---|---|-----------------|-------|
|  | | | |
| 1 | | | |
| Part No. | 512007 | Ref. No. | 33586 |
| description | wash arm L 480mm nozzles 8 mounting ø 48mm mounting pos. lower | | |
| For models: | 60BT, 60BT-3, C53, C53D, C60, C60D, DP45, DP45D, DP50, DP50D, DP50D-115V, RSP50, RSP50A, SD5BT, SP45, SP45D, SP50, SP50-400V, SP50-440V, SP50D, STS43, STS43D, STS48, STS48D, STS53, STS53D, STS60, STS60D, TN-TDN5, TN-TDN6, VS-X313, VS-X313-LP-DOS, VSX515, VS-X515-LP-DOS | | |

| | | | |
|--|------------------------------|-----------------|-------|
|  | | | |
| 1 | | | |
| Part No. | 512299 | Ref. No. | 21060 |
| description | wash arm mounting pos. lower | | |
| For models: | INDY53F | | |






| | | | |
|---|---|-----------------|-------------------|
|  | | | |
| 1 | | | |
| Part No. | 510259 | Ref. No. | H20548 H420548 |
| description | wash arm L 505mm mounting pos. upper/lower nozzles 8 mounting ø 12/41mm | | |
| For models: | 60EBT, C53DE, C53E, C60DE, C60E, SP45DE, SP45E, SP50DE, SP50E, SP50E-400V3-50Hz-MARINE, SP50E-440V3-60Hz-MARINE, ST53DE, ST53E, ST60DE, ST60E | | |
| spare parts for | 510259 | | |
|  | Part No. | 510313 | Ref. No. |
| | | | 190617 H190617 |
| | bush H 12mm D1 ø 20mm D2 ø 16mm D3 ø 12mm for wash arm boss | | |
|  | Part No. | 511007 | Ref. No. |
| | | | H191070 |
| | bush for wash arm support | | |
|  | Part No. | 511231 | Ref. No. |
| | | | H191069 |
| | wash arm bearing | | |


| | | | |
|--|---|-----------------|---------|
|  | | | |
| 1 | | | |
| Part No. | 511007 | Ref. No. | H191070 |
| description | bush for wash arm support | | |
| For models: | 60EBT, C53DE, C53E, C60DE, C60E, SP45DE, SP45E, SP50DE, SP50E, SP50E-400V3-50Hz-MARINE, SP50E-440V3-60Hz-MARINE, ST53DE, ST53E, ST60DE, ST60E | | |

| | | | |
|---|---|-----------------|-------------------|
|  | | | |
| 1 | | | |
| Part No. | 510313 | Ref. No. | 190617 H190617 |
| description | bush H 12mm D1 ø 20mm D2 ø 16mm D3 ø 12mm for wash arm boss | | |
| For models: | 60EBT, C53DE, C53E, C60DE, C60E, C68DE, C68E, CA120, CA55, CA90, DP45DE, DP45E, DP50DE, DP50E, DP50EBT, ED550, ED650E, ED650S, RCA1100, RCA1200, RCA1200i, SP45DE, SP45E, SP50DE, SP50E, SP50E-400V3-50Hz-MARINE, SP50E-440V3-60Hz-MARINE, SP68DE, SP68E, ST53DE, ST53E, ST60DE, ST60E, ST60EBT | | |









1

| | | | |
|---|---|-----------------|-----------------------|
| Part No. | 512314 | Ref. No. | 35081 |
| description | rinse arm L 340mm mounting ø 16mm nozzles 4 | | |
| For models: | DP35-2, DP35D-2, ST43DE, ST43E, STS43-2, STS43D-2 | | |
| spare parts for | 512314 | | |
|  | Part No. | 511237 | Ref. No. 34360 |
| | O-ring EPDM thickness 1mm ID ø 7mm Qty 1 pcs | | |
|  | Part No. | 511238 | Ref. No. 34293 |
| | opposite support for rinse jet | | |
|  | Part No. | 512210 | Ref. No. 34997 |
| | rinse arm shaft | | |
|  | Part No. | 512211 | Ref. No. 34383 |
| | bushing for rinse arm | | |
|  | Part No. | 512232 | Ref. No. 34264 |
| | rinse jet | | |



1

| | | | |
|---|--|-----------------|-----------------------|
| Part No. | 512270 | Ref. No. | 34385 |
| description | rinse arm L 340mm mounting ø 16mm nozzles 42 mounting pos. lower | | |
| For models: | C35, C43, C43D, C48, C48D, DP35, DP35D, SP35, SP35D, SP40, SP40D, SPB35, STS43, STS43D | | |
| spare parts for | 512270 | | |
|  | Part No. | 511237 | Ref. No. 34360 |
| | O-ring EPDM thickness 1mm ID ø 7mm Qty 1 pcs | | |
|  | Part No. | 511238 | Ref. No. 34293 |
| | opposite support for rinse jet | | |
|  | Part No. | 512211 | Ref. No. 34383 |
| | bushing for rinse arm | | |
|  | Part No. | 512232 | Ref. No. 34264 |
| | rinse jet | | |
|  | Part No. | 512257 | Ref. No. 34382 |
| | knurled nut thread M10L ø 30mm H 6.5mm SS | | |




1

| | | | |
|---|---|-----------------|-----------------------|
| Part No. | 512252 | Ref. No. | 34395 34395/R |
| description | rinse arm L 350mm mounting ø 16mm nozzles 4 mounting pos. upper | | |
| For models: | C35, C43, C43D, C48, C48D, SP35, SP35D, SP40, SP40D | | |
| spare parts for | 512252 | | |
|  | Part No. | 511237 | Ref. No. 34360 |
| | O-ring EPDM thickness 1mm ID ø 7mm Qty 1 pcs | | |
|  | Part No. | 511238 | Ref. No. 34293 |
| | opposite support for rinse jet | | |
|  | Part No. | 512211 | Ref. No. 34383 |
| | bushing for rinse arm | | |
|  | Part No. | 512232 | Ref. No. 34264 |
| | rinse jet | | |



1

| | | | |
|--------------------|---|-----------------|-------|
| Part No. | 512202 | Ref. No. | 36245 |
| description | rinse arm L 415mm mounting ø 12mm nozzles 5 mounting pos. upper | | |



1







| | | | |
|---|--|-----------------|-----------------------|
| Part No. | 512271 | Ref. No. | 34386 |
| description | rinse arm L 417mm mounting ø 16mm nozzles 5 mounting pos. upper | | |
| For models: | DP40, DP40D, DP45, DP45D, DP50, DP50D, GS-X1021, GS-X1021-WEH, STS48, STS48D, STS53, STS53D, STS60, STS60D | | |
| spare parts for | 512271 | | |
|  | Part No. | 511237 | Ref. No. 34360 |
| | O-ring EPDM thickness 1mm ID ø 7mm Qty 1 pcs | | |
|  | Part No. | 511238 | Ref. No. 34293 |
| | opposite support for rinse jet | | |

Table continues overleaf



1

| | | | |
|---|---|--------|----------------|
| spare parts for | | 512271 | |
|  | Part No. | 512018 | Ref. No. 34384 |
| | rinse arm shaft mounting pos. upper/lower ø 16mm thread M10L L 38mm | | |
|  | Part No. | 512211 | Ref. No. 34383 |
| | bushing for rinse arm | | |
|  | Part No. | 512232 | Ref. No. 34264 |
| | rinse jet | | |
|  | Part No. | 512257 | Ref. No. 34382 |
| | knurled nut thread M10L ø 30mm H 6.5mm SS | | |









1

| | | | |
|---|---|----------|----------------|
| Part No. | 512315 | Ref. No. | 35082 |
| description | rinse arm L 418mm mounting ø 16mm nozzles 5 mounting pos. upper/lower | | |
| For models: | DP40-2, DP40D-2, DP40D-rib2, DP40-rib2, GS-X1021-2, GS-X1021-2rib, GS-X1021-WEH-2, GS-X1021-WEH-2rib, ST48DE, ST48E, ST48EBT, STS48-2, STS48D-2, STS48D-rib2, STS48-rib2, TDN4-2rib | | |
| spare parts for | | 512315 | |
|  | Part No. | 511237 | Ref. No. 34360 |
| | O-ring EPDM thickness 1mm ID ø 7mm Qty 1 pcs | | |
|  | Part No. | 511238 | Ref. No. 34293 |
| | opposite support for rinse jet | | |
|  | Part No. | 512210 | Ref. No. 34997 |
| | rinse arm shaft | | |
|  | Part No. | 512211 | Ref. No. 34383 |
| | bushing for rinse arm | | |
|  | Part No. | 512232 | Ref. No. 34264 |
| | rinse jet | | |



1

| | | | |
|---|--|----------|----------------|
| Part No. | 512272 | Ref. No. | 34387 |
| description | rinse arm L 484mm mounting ø 16mm nozzles 6 mounting pos. upper/lower | | |
| For models: | 60BT, 60BT-3, C53, C53D, C60, C60D, DP45, DP45D, DP50, DP50D, DP50D-115V, RSP50, RSP50A, SD5BT, SP45, SP45D, SP50, SP50-400V, SP50-440V, SP50D, STS53, STS53D, STS60, STS60D, TN-TDN5, TN-TDN6, VS-X313, VS-X313-LP-DOS, VS-X515, VS-X515-LP-DOS | | |
| spare parts for | | 512272 | |
|  | Part No. | 511237 | Ref. No. 34360 |
| | O-ring EPDM thickness 1mm ID ø 7mm Qty 1 pcs | | |







| | | | |
|---|---|--------|----------------|
| spare parts for | | 512272 | |
|  | Part No. | 511238 | Ref. No. 34293 |
| | opposite support for rinse jet | | |
|  | Part No. | 512018 | Ref. No. 34384 |
| | rinse arm shaft mounting pos. upper/lower ø 16mm thread M10L L 38mm | | |
|  | Part No. | 512211 | Ref. No. 34383 |
| | bushing for rinse arm | | |
|  | Part No. | 512232 | Ref. No. 34264 |
| | rinse jet | | |
|  | Part No. | 512257 | Ref. No. 34382 |
| | knurled nut thread M10L ø 30mm H 6.5mm SS | | |












1

| | | | |
|---|--|----------|----------------------------|
| Part No. | 512188 | Ref. No. | 430344 H430344 |
| description | rinse arm L 500mm mounting ø 16mm nozzles 6 mounting pos. upper/lower stainless steel | | |
| For models: | CAP10, CAP10BT, CAP10DE, CAP7, CAP7E, SO100, SO100-400V3-50Hz-MARINE, SO100-440V3-60Hz-MARINE, SO55, SO55E | | |
| spare parts for | | 512188 | |
|  | Part No. | 510307 | Ref. No. 261009 H261009 |
| | Thumb screw thread M6 H 3mm thread L 8mm ø 28mm SS | | |
|  | Part No. | 511237 | Ref. No. 34360 |
| | O-ring EPDM thickness 1mm ID ø 7mm Qty 1 pcs | | |
|  | Part No. | 511238 | Ref. No. 34293 |
| | opposite support for rinse jet | | |
|  | Part No. | 511242 | Ref. No. H450218 |
| | connector holder L 30mm H 16mm W 22mm | | |
|  | Part No. | 512232 | Ref. No. 34264 |
| | rinse jet | | |
|  | Part No. | 512262 | Ref. No. H190641 |
| | bush for rinse arm | | |





| | | | |
|--|---|-----------------|-----------------------|
|  | | | |
| 1 | | | |
| Part No. | 512479 | Ref. No. | 36409 36410 |
| description | rinse arm L 500mm mounting pos. upper/lower nozzles 6 for model C53/60 E | | |
| For models: | 60EBT, C53DE, C53E, C60DE, C60E, DP45DE, DP45E, DP50DE, DP50E, DP50EBT, SP45DE, SP45E, SP50DE, SP50E, SP50E-400V3-50Hz-MARINE, SP50E-440V3-60Hz-MARINE, ST53DE, ST53E, ST60DE, ST60E, ST60EBT | | |
| accessories for | 512479 | | |
|  | Part No. | 511237 | Ref. No. 34360 |
| | O-ring EPDM thickness 1mm ID ø 7mm Qty 1 pcs | | |
|  | Part No. | 511238 | Ref. No. 34293 |
| | opposite support for rinse jet | | |
|  | Part No. | 512211 | Ref. No. 34383 |
| | bushing for rinse arm | | |
|  | Part No. | 512212 | Ref. No. 34998 |
| | knurled nut thread M10x1.5 ø 30mm H 6.4mm SS | | |
|  | Part No. | 512232 | Ref. No. 34264 |
| | rinse jet | | |


| | | | |
|---|---|-----------------|--|
|  | | | |
| 1 | | | |
| Part No. | 512209 | Ref. No. | 35404 |
| description | rinse arm L 530mm mounting pos. upper/lower nozzles 6 mounting ø 16mm | | |
| spare parts for | 512209 | | |
|  | Part No. | 510303 | Ref. No. 31014 456030 H200818 |
| | O-ring EPDM thickness 1.78mm ID ø 6.75mm Qty 1 pcs | | |
|  | Part No. | 510309 | Ref. No. 170911 H170911 |
| | nozzle for rinse arm mounting pos. right/left | | |
|  | Part No. | 510310 | Ref. No. 170704 H170704 |
| | opposite support for rinse jet | | |
|  | Part No. | 511004 | Ref. No. H260226 |
| | flat-headed bolt thread M4 thread L 12mm SS DIN 84/ISO 1207 Qty 1 pcs intake slotted L 14.5mm | | |
|  | Part No. | 512210 | Ref. No. 34997 |
| | rinse arm shaft | | |
|  | Part No. | 512211 | Ref. No. 34383 |
| | bushing for rinse arm | | |


| | | | |
|---|---|--------|-----------------------|
| spare parts for | 512209 | | |
|  | Part No. | 512212 | Ref. No. 34998 |
| | knurled nut thread M10x1.5 ø 30mm H 6.4mm SS | | |
|  | Part No. | 560140 | Ref. No. 30194 |
| | hexagonal nut thread M4 H 4.8mm SS WS 7 Qty 20 pcs DIN/ISO DIN 985 self-locking | | |

| | | | |
|--|---|-----------------|-------|
|  | | | |
| 1 | | | |
| Part No. | 512186 | Ref. No. | 36237 |
| description | wash arm L 335mm nozzles 4 mounting ø 15/26mm mounting pos. lower | | |


| | | | |
|--|--|-----------------|-------|
|  | | | |
| 1 | | | |
| Part No. | 512187 | Ref. No. | 36238 |
| description | wash arm mounting pos. lower L 393mm nozzles 5 stainless steel | | |


| | | | |
|---|---|-----------------|---------|
|  | | | |
| 1 | | | |
| Part No. | 511242 | Ref. No. | H450218 |
| description | connector holder L 30mm H 16mm W 22mm | | |
| For models: | C90DE2, C90E2, C90EBT2, C98, CA120, CA90, CAP10, CAP10BT, CAP12, CAP7, CAP7E, ED650E, ED650S, EDI13-2, EDI13ALTA-2, EDI13ALTABT, EDI13BT, EDI4, EDI6-2, EDI6BT, EDI8-2, EDI8BT, LO134-2, LO134ALTA-2, LO56, LO62, LO67-2, LO83-2, RCA1100, RCA1200, RCA1200i, SO100, SO100-400V3-50Hz-MARINE, SO100-440V3-60Hz-MARINE, SO120, SO55, SO55E | | |


| | | | |
|---|--------------------------------|-----------------|-------|
|  | | | |
| 1 | | | |
| Part No. | 511238 | Ref. No. | 34293 |
| description | opposite support for rinse jet | | |


| | | | |
|---|--|-----------------|-------|
|  | | | |
| 1 | | | |
| Part No. | 512320 | Ref. No. | 34293 |
| description | opposite support for rinse jet | | |
| For models: | 60BT, 60BT-3, 60EBT, AP43E, AP48E, AP53E, AP60E, APS43, APS48, APS48B, APS53, APS60, C35, C43, C43D, C48, C48D, C53, C53D, C53DE, C53E, C60, C60D, C60DE, C60E, C68DE, C68E, C68EBT, C81, C90, CAP10, CAP10BT, CAP10DE, CAP7, CAP7E, DP35, DP35-2, DP35D, DP35D-2, DP40, DP40-2, DP40D, DP40D-2, DP40D-rib2, DP40-rib2, DP45, DP45D, DP45DE, DP45E, DP50...(Other models you can see in the webshop) | | |








| | | | |
|---|--|-----------------|-------|
|  | | | |
| Part No. | 511237 | Ref. No. | 34360 |
| description | O-ring EPDM thickness 1mm ID ø 7mm Qty 1 pcs | | |
| For models: | 60BT, 60BT-3, 60EBT, AP43E, AP48E, AP53E, AP60E, APS43, APS48, APS48B, APS53, APS60, C35, C43, C43D, C48, C48D, C53, C53D, C53DE, C53E, C60, C60D, C60DE, C60E, C68DE, C68E, C68EBT, C81, C90, CAP10, CAP10BT, CAP10DE, CAP7, CAP7E, DP35, DP35-2, DP35D, DP35D-2, DP40, DP40-2, DP40D, DP40D-2, DP40D-rib2, DP40-rib2, DP45, DP45D, DP45DE, DP45E, DP50...(Other models you can see in the webshop) | | |


| | | | |
|---|--|-----------------|-------|
|  | | | |
| Part No. | 512232 | Ref. No. | 34264 |
| description | rinse jet | | |
| For models: | 60BT, 60BT-3, 60EBT, AP43E, AP48E, AP53E, AP60E, APS43, APS48, APS48B, APS53, APS60, C35, C43, C43D, C48, C48D, C53, C53D, C53DE, C53E, C60, C60D, C60DE, C60E, C68DE, C68E, C68EBT, C81, C90, CAP10, CAP10BT, CAP10DE, CAP7, CAP7E, DP35, DP35-2, DP35D, DP35D-2, DP40, DP40-2, DP40D, DP40D-2, DP40D-rib2, DP40-rib2, DP45, DP45D, DP45DE, DP45E, DP50...(Other models you can see in the webshop) | | |


| | | | |
|---|--|-----------------|-------------------|
|  | | | |
| Part No. | 510307 | Ref. No. | 261009 H261009 |
| description | Thumb screw thread M6 H 3mm thread L 8mm ø 28mm SS | | |
| For models: | C35, C35E, C43, C43-2, C43ALTA, C43D, C43DE, C43E, C46DE, C46E, C48, C48-2, C48D, C48D-2, C48DDL, C48DL, C48E, C6, C68DE, C68E, C68EBT, C6D, C6DE, C6E, C6EBT, C90DE2, C90E2, C90EBT2, C98, CA120, CA55, CA90, CAP10, CAP10BT, CAP10DE, CAP12, CAP12DE, CAP12EBT, CAP15EBT, CAP7, CAP7E, ED550, ED650E, ED650S, EDI13-2, EDI13ALTA-2, EDI13ALTABT, EDI13BT, EDI4, EDI6-2...(Other models you can see in the webshop) | | |


| | | | |
|---|---|-----------------|-------|
|  | | | |
| Part No. | 517625 | Ref. No. | 34263 |
| description | wash jet H 16mm ø 12mm | | |
| For models: | APS43, APS48, APS48B, APS53, APS60, FW35, FW40, FW40B, FW45, FW50 | | |

| | | | |
|---|--|-----------------|-------------------|
|  | | | |
| Part No. | 512325 | Ref. No. | 33892 430316 |
| description | rinse arm L 490mm mounting ø 12mm nozzles 6 mounting pos. upper/lower | | |
| For models: | CA120, CAP12, CAP12DE, CAP12EBT, CAP15EBT, ED650E, ED650S, RCA1100, RCA1200, RCA1200i, SO120 | | |
| spare parts for | 512325 | | |
|  | Part No. | 510307 | Ref. No. |
| | | | 261009 H261009 |
| | Thumb screw thread M6 H 3mm thread L 8mm ø 28mm SS | | |

| | | | |
|---|---------------------------------------|--------|-----------------|
| spare parts for | 512325 | | |
|  | Part No. | 510369 | Ref. No. |
| | | | H380314 |
| | nozzle for rinse arm | | |
|  | Part No. | 511242 | Ref. No. |
| | | | H450218 |
| | connector holder L 30mm H 16mm W 22mm | | |
|  | Part No. | 512262 | Ref. No. |
| | | | H190641 |
| | bush for rinse arm | | |

| | | | |
|---|---|-----------------|---------|
|  | | | |
| Part No. | 511242 | Ref. No. | H450218 |
| description | connector holder L 30mm H 16mm W 22mm | | |
| For models: | C90DE2, C90E2, C90EBT2, C98, CA120, CA90, CAP10, CAP10BT, CAP12, CAP7, CAP7E, ED650E, ED650S, EDI13-2, EDI13ALTA-2, EDI13ALTABT, EDI13BT, EDI4, EDI6-2, EDI6BT, EDI8-2, EDI8BT, LO134-2, LO134ALTA-2, LO56, LO62, LO67-2, LO83-2, RCA1100, RCA1200, RCA1200i, SO100, SO100-400V3-50Hz-MARINE, SO100-440V3-60Hz-MARINE, SO120, SO55, SO55E | | |

| | | | |
|---|---|-----------------|---------|
|  | | | |
| Part No. | 510369 | Ref. No. | H380314 |
| description | nozzle for rinse arm | | |
| For models: | CA120, CA90, CAP12, ED650E, ED650S, RCA1100, RCA1200, RCA1200i, SO120 | | |

| | | | |
|---|--|-----------------|-------------------|
|  | | | |
| Part No. | 510307 | Ref. No. | 261009 H261009 |
| description | Thumb screw thread M6 H 3mm thread L 8mm ø 28mm SS | | |
| For models: | C35, C35E, C43, C43-2, C43ALTA, C43D, C43DE, C43E, C46DE, C46E, C48, C48-2, C48D, C48D-2, C48DDL, C48DL, C48E, C6, C68DE, C68E, C68EBT, C6D, C6DE, C6E, C6EBT, C90DE2, C90E2, C90EBT2, C98, CA120, CA55, CA90, CAP10, CAP10BT, CAP10DE, CAP12, CAP12DE, CAP12EBT, CAP15EBT, CAP7, CAP7E, ED550, ED650E, ED650S, EDI13-2, EDI13ALTA-2, EDI13ALTABT, EDI13BT, EDI4, EDI6-2...(Other models you can see in the webshop) | | |















| | | | |
|--|--|-----------------|-------------------|
|  | | | |
| Part No. | 512008 | Ref. No. | 33957 |
| description | wash and rinse arm 2 wash arms/ 2 rinse arms | | |
| For models: | C35, C43, C43ALTA, C43D, C48, C48D, C48DDL, C48DL, GS-X1011, GSX1011-WEH, SP35, SP35ALTA, SP35D, SP40, SP40D, SP40DDL, SP40DL, SPB35 | | |
| spare parts for | 512008 | | |
|  | Part No. | 510307 | Ref. No. |
| | | | 261009 H261009 |
| | Thumb screw thread M6 H 3mm thread L 8mm ø 28mm SS | | |
|  | Part No. | 510321 | Ref. No. |
| | | | 160736 H160736 |
| | end cap for wash arm | | |

Table continues overleaf



| spare parts for | | 512008 | |
|--|--|--------|---|
|  | Part No. | 510322 | Ref. No. 27050 |
| | O-ring EPDM thickness 1.78mm ID ø 17.17mm Qty 1 pcs | | |
|  | Part No. | 510323 | Ref. No. 160734 33793 |
| | end cap for rinse arm | | |
|  | Part No. | 510325 | Ref. No. 170956 H170956 |
| | nozzle for wash arm | | |
|  | Part No. | 510327 | Ref. No. 170946 33791 H170946 |
| | nozzle for rinse arm | | |
|  | Part No. | 510329 | Ref. No. 190624 190649 H190624 H190649 |
| | bush H 13.5mm D1 ø 20mm D2 ø 16mm D3 ø 12mm for wash arm | | |
|  | Part No. | 510901 | Ref. No. H200843 |
| | O-ring EPDM thickness 2mm ID ø 13mm Qty 1 pcs | | |
|  | Part No. | 510902 | Ref. No. 33790 |
| | O-ring EPDM thickness 2mm ID ø 9.5mm Qty 1 pcs | | |
|  | Part No. | 512265 | Ref. No. 140106 H140108 |
| | connector holder | | |
|  | Part No. | 528583 | Ref. No. 33792 |
| | O-ring EPDM thickness 2.62mm ID ø 9.13mm Qty 1 pcs | | |

| | | | |
|---|--|-----------------|----------------------------|
|  | | | |
| 1 | | | |
| Part No. | 512264 | Ref. No. | H420531 |
| description | wash and rinse arm wash arm L 410mm rinse arm L 410mm mounting pos. lower w. jets 6 r. jets 4 mounting ø 12/45mm 2 wash arms/ 2 rinse arms | | |
| For models: | C35, C35E, C43-2, C43DE, C43E, C46DE, C46E, C48-2, C48D-2, C48E, GS-X1011-2, GS-X1011-WEH-2, RSP40, RSP40A, SP35-2, SP35DE, SP35E, SP40-2, SP40D-2, SP40DE, SP40E, SPB35, SPB35E | | |
| spare parts for | 512264 | | |
|  | Part No. | 510307 | Ref. No. 261009 H261009 |
| | Thumb screw thread M6 H 3mm thread L 8mm ø 28mm SS | | |
|  | Part No. | 510321 | Ref. No. 160736 H160736 |
| | end cap for wash arm | | |
|  | Part No. | 510322 | Ref. No. 27050 |
| | O-ring EPDM thickness 1.78mm ID ø 17.17mm Qty 1 pcs | | |
|  | Part No. | 510323 | Ref. No. 160734 33793 |
| | end cap for rinse arm | | |
|  | Part No. | 510325 | Ref. No. 170956 H170956 |
| | nozzle for wash arm | | |

| spare parts for | | 512264 | |
|---|--|--------|---|
|  | Part No. | 510327 | Ref. No. 170946 33791 H170946 |
| | nozzle for rinse arm | | |
|  | Part No. | 510329 | Ref. No. 190624 190649 H190624 H190649 |
| | bush H 13.5mm D1 ø 20mm D2 ø 16mm D3 ø 12mm for wash arm | | |
|  | Part No. | 510901 | Ref. No. H200843 |
| | O-ring EPDM thickness 2mm ID ø 13mm Qty 1 pcs | | |
|  | Part No. | 510902 | Ref. No. 33790 |
| | O-ring EPDM thickness 2mm ID ø 9.5mm Qty 1 pcs | | |
|  | Part No. | 512265 | Ref. No. 140106 H140108 |
| | connector holder | | |
|  | Part No. | 528583 | Ref. No. 33792 |
| | O-ring EPDM thickness 2.62mm ID ø 9.13mm Qty 1 pcs | | |












| | | | |
|---|--|-----------------|---|
|  | | | |
| 1 | | | |
| Part No. | 512385 | Ref. No. | 33968 H420551 |
| description | wash and rinse arm wash arm L 410mm rinse arm L 410mm mounting pos. upper w. jets 6 r. jets 4 mounting ø 12/45mm | | |
| For models: | C35E, C43-2, C43ALTA, C43DE, C43E, C46DE, C46E, C48-2, C48D-2, C48DDL, C48DL, C48E, GS-X1011, GS-X1011-2, GS-X1011-WEH, GSX1011-WEH-2, RSP40, RSP40A, SP35-2, SP35ALTA, SP35DE, SP35E, SP40-2, SP40D-2, SP40DDL, SP40DE, SP40DL, SP40E, SPB35E | | |
| spare parts for | 512385 | | |
|  | Part No. | 510307 | Ref. No. 261009 H261009 |
| | Thumb screw thread M6 H 3mm thread L 8mm ø 28mm SS | | |
|  | Part No. | 510322 | Ref. No. 27050 |
| | O-ring EPDM thickness 1.78mm ID ø 17.17mm Qty 1 pcs | | |
|  | Part No. | 510323 | Ref. No. 160734 33793 |
| | end cap for rinse arm | | |
|  | Part No. | 510325 | Ref. No. 170956 H170956 |
| | nozzle for wash arm | | |
|  | Part No. | 510327 | Ref. No. 170946 33791 H170946 |
| | nozzle for rinse arm | | |
|  | Part No. | 510329 | Ref. No. 190624 190649 H190624 H190649 |
| | bush H 13.5mm D1 ø 20mm D2 ø 16mm D3 ø 12mm for wash arm | | |

Table continues overleaf




1


| | | | |
|---|----------|--------|----------------------------|
| spare parts for 512385 | | | |
|  | Part No. | 510901 | Ref. No. H200843 |
| O-ring EPDM thickness 2mm ID ø 13mm Qty 1 pcs | | | |
|  | Part No. | 510902 | Ref. No. 33790 |
| O-ring EPDM thickness 2mm ID ø 9.5mm Qty 1 pcs | | | |
|  | Part No. | 512265 | Ref. No. 140106 H140108 |
| connector holder | | | |
|  | Part No. | 528583 | Ref. No. 33792 |
| O-ring EPDM thickness 2.62mm ID ø 9.13mm Qty 1 pcs | | | |





1

| | | | |
|---|--|----------|---|
| Part No. | 510275 | Ref. No. | 420526 H420526 |
| description | wash and rinse arm wash arm L 505mm rinse arm L 505mm mounting pos. upper/lower w. jets 8 r. jets 5 mounting ø 12/45mm | | |
| For models: | C6, C6D, C6DE, C6E, C6EBT, SP5, SP5D, SP5DE, SP5E | | |
| spare parts for 510275 | | | |
|  | Part No. | 510307 | Ref. No. 261009 H261009 |
| Thumb screw thread M6 H 3mm thread L 8mm ø 28mm SS | | | |
|  | Part No. | 510321 | Ref. No. 160736 H160736 |
| end cap for wash arm | | | |
|  | Part No. | 510322 | Ref. No. 27050 |
| O-ring EPDM thickness 1.78mm ID ø 17.17mm Qty 1 pcs | | | |
|  | Part No. | 510323 | Ref. No. 160734 33793 |
| end cap for rinse arm | | | |
|  | Part No. | 510325 | Ref. No. 170956 H170956 |
| nozzle for wash arm | | | |
|  | Part No. | 510327 | Ref. No. 170946 33791 H170946 |
| nozzle for rinse arm | | | |
|  | Part No. | 510329 | Ref. No. 190624 190649 H190624 H190649 |
| bush H 13.5mm D1 ø 20mm D2 ø 16mm D3 ø 12mm for wash arm | | | |
|  | Part No. | 510902 | Ref. No. 33790 |
| O-ring EPDM thickness 2mm ID ø 9.5mm Qty 1 pcs | | | |
|  | Part No. | 512265 | Ref. No. 140106 H140108 |
| connector holder | | | |
|  | Part No. | 528583 | Ref. No. 33792 |
| O-ring EPDM thickness 2.62mm ID ø 9.13mm Qty 1 pcs | | | |



| | | | |
|---|--|----------|--|
|  | | | |
| 1 | | | |
| Part No. | 510329 | Ref. No. | 190624 190649 H190624 H190649 |
| description | bush H 13.5mm D1 ø 20mm D2 ø 16mm D3 ø 12mm for wash arm | | |
| For models: | C35, C35E, C43, C43-2, C43ALTA, C43D, C43DE, C43E, C46DE, C46E, C48, C48-2, C48D, C48D-2, C48DDL, C48DL, C48E, C6, C6D, C6DE, C6E, C6EBT, GS-X1011, GS-X1011-2, GS-X1011-WEH, GS-X1011-WEH-2, RSP40, RSP40A, SP35, SP35-2, SP35ALTA, SP35D, SP35DE, SP35E, SP40, SP40-2, SP40D, SP40D-2, SP40DDL, SP40DE, SP40DL, SP40E, SP5, SP5D, SP5DE, SP5E, SPB35, SPB35E | | |


| | | | |
|---|--|----------|-------------------|
|  | | | |
| 1 | | | |
| Part No. | 512265 | Ref. No. | 140106 H140108 |
| description | connector holder | | |
| For models: | C35, C35E, C43, C43-2, C43ALTA, C43D, C43DE, C43E, C46DE, C46E, C48, C48-2, C48D, C48D-2, C48DDL, C48DL, C6, C68DE, C68E, C6D, C6DE, C6E, CA120, CA55, CA90, ED550, ED650E, ED650S, RCA1100, RCA1200, RCA1200i, RSP40, RSP40A, SP35, SP35-2, SP35ALTA, SP35D, SP35DE, SP35E, SP40, SP40-2, SP40D, SP40D-2, SP40DDL, SP40DE, SP40DL, SP40E, SP5, SP5D, SP5DE... (Other models you can see in the webshop) | | |


| | | | |
|---|---|----------|-----------------|
|  | | | |
| 1 | | | |
| Part No. | 510323 | Ref. No. | 160734 33793 |
| description | end cap for rinse arm | | |
| For models: | C35, C35E, C43, C43-2, C43ALTA, C43D, C43DE, C43E, C46DE, C46E, C48, C48-2, C48D, C48D-2, C48DDL, C48DL, C48E, C6, C6D, C6DE, C6E, C6EBT, CDN3, CDN4, CR43, CR43D, CR48, CR48D, GS-X1011, GS-X1011-2, GS-X1011-WEH, GS-X1011-WEH-2, RSP40, RSP40A, SP35, SP35-2, SP35ALTA, SP35D, SP35DE, SP35E, SP40, SP40-2, SP40D, SP40D-2, SP40DDL, SP40DE, SP40DL, SP40E, SP5, SP5D... (Other models you can see in the webshop) | | |


| | | | |
|---|--|----------|-------------------|
|  | | | |
| 1 | | | |
| Part No. | 510321 | Ref. No. | 160736 H160736 |
| description | end cap for wash arm | | |
| For models: | C35, C35E, C43, C43-2, C43ALTA, C43D, C43DE, C43E, C46DE, C46E, C48, C48-2, C48D, C48D-2, C48DDL, C48DL, C48E, C6, C6D, C6DE, C6E, C6EBT, GS-X1011, GS-X1011-2, GS-X1011-WEH, GS-X1011-WEH-2, RSP40, RSP40A, SP35, SP35-2, SP35ALTA, SP35D, SP35DE, SP35E, SP40, SP40-2, SP40D, SP40D-2, SP40DDL, SP40DE, SP40DL, SP40E, SP5, SP5D, SP5DE, SP5E, SPB35, SPB35E | | |





| | | | |
|---|--|-----------------|----------------------------|
|  | | | |
| 1 | | | |
| Part No. | 510327 | Ref. No. | 170946 33791 H170946 |
| description | nozzle for rinse arm | | |
| For models: | C35, C35E, C43, C43-2, C43ALTA, C43D, C43DE, C43E, C46DE, C46E, C48, C48-2, C48D, C48D-2, C48DDL, C48DL, C48E, C6, C6D, C6DE, C6E, C6EBT, CDN3, CDN4, CR43, CR43D, CR48, CR48D, GS-X1011, GS-X1011-2, GS-X1011-WEH, GS-X1011-WEH-2, RSP40, RSP40A, SP35, SP35-2, SP35ALTA, SP35D, SP35DE, SP35E, SP40, SP40-2, SP40D, SP40D-2, SP40DDL, SP40DE, SP40DL, SP40E, SP5, SP5D...(Other models you can see in the webshop) | | |
| accessories for | 510327 | | |
|  | | | |
| Part No. | 510902 | Ref. No. | 33790 |
| description | O-ring EPDM thickness 2mm ID ø 9.5mm Qty 1 pcs | | |


| | | | |
|---|--|-----------------|-------------------|
|  | | | |
| 1 | | | |
| Part No. | 510325 | Ref. No. | 170956 H170956 |
| description | nozzle for wash arm | | |
| For models: | C35, C35E, C43, C43-2, C43ALTA, C43D, C43DE, C43E, C46DE, C46E, C48, C48-2, C48D, C48D-2, C48DDL, C48DL, C48E, C6, C6D, C6DE, C6E, C6EBT, GS-X1011, GS-X1011-2, GS-X1011-WEH, GS-X1011-WEH-2, RSP40, RSP40A, SP35, SP35-2, SP35ALTA, SP35D, SP35DE, SP35E, SP40, SP40-2, SP40D, SP40D-2, SP40DDL, SP40DE, SP40DL, SP40E, SP5, SP5D, SP5DE, SP5E, SPB35, SPB35E | | |

| | | | |
|---|--|-----------------|-------|
|  | | | |
| 1 | | | |
| Part No. | 510322 | Ref. No. | 27050 |
| description | O-ring EPDM thickness 1.78mm ID ø 17.17mm Qty 1 pcs | | |
| For models: | C35, C35E, C43, C43-2, C43ALTA, C43D, C43DE, C43E, C46DE, C46E, C48, C48-2, C48D, C48D-2, C48DDL, C48DL, C48E, C6, C6D, C6DE, C6E, C6EBT, E40-2F, ED600-95, ED700-90, ED900-90, EDI5, GS-X1011, GS-X1011-2, GS-X1011-WEH, GS-X1011-WEH-2, INDY43F, INDY48F, INDY53F, INDY60F, K80F, LO122, LO60, LO61, LO78, RSP40, RSP40A, SP35, SP35-2, SP35ALTA, SP35D, SP35DE, SP35E, SP40, SP40-2...(Other models you can see in the webshop) | | |

| | | | |
|---|--|-----------------|-------|
|  | | | |
| 1 | | | |
| Part No. | 528583 | Ref. No. | 33792 |
| description | O-ring EPDM thickness 2.62mm ID ø 9.13mm Qty 1 pcs | | |
| For models: | C35, C35E, C43, C43-2, C43ALTA, C43D, C43DE, C43E, C46DE, C46E, C48, C48-2, C48D, C48D-2, C48DDL, C48DL, C48E, C6, C6D, C6DE, C6E, C6EBT, CDN3, CDN4, CR43, CR43D, CR48, CR48D, GS-X1011, GS-X1011-2, GS-X1011-WEH, GS-X1011-WEH-2, RSP40, RSP40A, SP35, SP35-2, SP35ALTA, SP35D, SP35DE, SP35E, SP40, SP40-2, SP40D, SP40D-2, SP40DDL, SP40DE, SP40DL, SP40E, SP5, SP5D...(Other models you can see in the webshop) | | |

| | | | |
|---|---|-----------------|---------|
|  | | | |
| 1 | | | |
| Part No. | 510901 | Ref. No. | H200843 |
| description | O-ring EPDM thickness 2mm ID ø 13mm Qty 1 pcs | | |
| For models: | C35, C35E, C43, C43-2, C43ALTA, C43D, C43DE, C43E, C46DE, C46E, C48, C48-2, C48D, C48D-2, C48DDL, C48DL, C48E, C6, C6D, C6DE, C6E, GS-X1011, GS-X1011-2, GS-X1011-WEH, GS-X1011-WEH-2, RSP40, RSP40A, SP35, SP35-2, SP35ALTA, SP35D, SP35DE, SP35E, SP40, SP40-2, SP40D, SP40D-2, SP40DDL, SP40DE, SP40DL, SP40E, SP5, SP5D, SP5DE, SP5E, SPB35, SPB35E | | |

| | | | |
|---|--|-----------------|-------|
|  | | | |
| 1 | | | |
| Part No. | 510902 | Ref. No. | 33790 |
| description | O-ring EPDM thickness 2mm ID ø 9.5mm Qty 1 pcs | | |
| For models: | C35, C35E, C43, C43-2, C43ALTA, C43D, C43DE, C43E, C46DE, C46E, C48, C48-2, C48D, C48D-2, C48DDL, C48DL, C48E, C6, C6D, C6DE, C6E, C6EBT, C81, C81E, C81EBT, C90, C90DE, C90E, C90EBT, CDN3, CDN4, CR43, CR43D, CR48, CR48D, EDI13, EDI13ALTA, EDI6, EDI8, GS-X1011, GS-X1011-2, GS-X1011-WEH, GS-X1011-WEH-2, LO134, LO134ALTA, LO50, LO50E, LO67, LO83, RLO200...(Other models you can see in the webshop) | | |

| | | | |
|---|--|-----------------|-------------------|
|  | | | |
| 1 | | | |
| Part No. | 510307 | Ref. No. | 261009 H261009 |
| description | Thumb screw thread M6 H 3mm thread L 8mm ø 28mm SS | | |
| For models: | C35, C35E, C43, C43-2, C43ALTA, C43D, C43DE, C43E, C46DE, C46E, C48, C48-2, C48D, C48D-2, C48DDL, C48DL, C48E, C6, C68DE, C68E, C68EBT, C6D, C6DE, C6E, C6EBT, C90DE2, C90E2, C90EBT2, C98, CA120, CA55, CA90, CAP10, CAP10BT, CAP10DE, CAP12, CAP12DE, CAP12EBT, CAP15EBT, CAP7, CAP7E, ED550, ED650E, ED650S, EDI13-2, EDI13ALTA-2, EDI13ALTABT, EDI13BT, EDI4, EDI6-2...(Other models you can see in the webshop) | | |












| | | | |
|---|--|-----------------|-----------------------------|
|  | | | |
| 1 | | | |
| Part No. | 510747 | Ref. No. | H420545 |
| description | wash and rinse arm wash arm L 410mm rinse arm L 410mm mounting pos. lower w. jets 6 r. jets 4 mounting ø 12/45mm nozzle type C | | |
| spare parts for | 510747 | | |
|  | | | |
| Part No. | 510300 | Ref. No. | — |
| description | end cap for wash arm | | |
|  | | | |
| Part No. | 510302 | Ref. No. | 29670 H200823 H200824 |
| description | O-ring EPDM ID ø 12.42mm thickness 1.78mm Qty 1 pcs | | |
|  | | | |
| Part No. | 510303 | Ref. No. | 31014 456030 H200818 |
| description | O-ring EPDM thickness 1.78mm ID ø 6.75mm Qty 1 pcs | | |
|  | | | |
| Part No. | 510305 | Ref. No. | H180213 |
| description | opposite support for wash jet | | |
|  | | | |
| Part No. | 510307 | Ref. No. | 261009 H261009 |
| description | Thumb screw thread M6 H 3mm thread L 8mm ø 28mm SS | | |
|  | | | |
| Part No. | 510309 | Ref. No. | 170911 H170911 |
| description | nozzle for rinse arm mounting pos. right/left | | |
|  | | | |
| Part No. | 510310 | Ref. No. | 170704 H170704 |
| description | opposite support for rinse jet | | |
|  | | | |
| Part No. | 510313 | Ref. No. | 190617 H190617 |
| description | bush H 12mm D1 ø 20mm D2 ø 16mm D3 ø 12mm for wash arm boss | | |


Table continues overleaf





| spare parts for | | 510747 | |
|---|----------|--------|----------------------------|
|  | Part No. | 510315 | Ref. No. 170929 H170929 |
| nozzle for rinse arm mounting pos. centre/inside | | | |
|  | Part No. | 510316 | Ref. No. — |
| blank nozzle mounting pos. centre for wash arm | | | |
|  | Part No. | 510317 | Ref. No. 170930 H170930 |
| blank nozzle mounting pos. centre for rinse arm | | | |
|  | Part No. | 510752 | Ref. No. — |
| wash jet mounting pos. right | | | |
|  | Part No. | 510753 | Ref. No. — |
| wash jet mounting pos. left | | | |
|  | Part No. | 510871 | Ref. No. H191022 |
| wash arm boss | | | |
|  | Part No. | 512265 | Ref. No. 140106 H140108 |
| connector holder | | | |
|  | Part No. | 560140 | Ref. No. 30194 |
| hexagonal nut thread M4 H 4.8mm SS WS 7 Qty 20 pcs DIN/ISO DIN 985 self-locking | | | |


| | | | |
|--|--------|----------|-------------------|
|  | 1 | | |
| Part No. | 510317 | Ref. No. | 170930 H170930 |
| description blank nozzle mounting pos. centre for rinse arm | | | |
| For models: C68DE, C68E, CA120, CA55, CA90, ED550, ED650E, ED650S, RCA1100, RCA1200, RCA1200i, SP68DE, SP68E | | | |


| | | | |
|---|--------|----------|-------------------|
|  | 1 | | |
| Part No. | 510313 | Ref. No. | 190617 H190617 |
| description bush H 12mm D1 ø 20mm D2 ø 16mm D3 ø 12mm for wash arm boss | | | |
| For models: 60EBT, C53DE, C53E, C60DE, C60E, C68DE, C68E, CA120, CA55, CA90, DP45DE, DP45E, DP50DE, DP50E, DP50EBT, ED550, ED650E, ED650S, RCA1100, RCA1200, RCA1200i, SP45DE, SP45E, SP50DE, SP50E, SP50E-400V3-50Hz-MARINE, SP50E-440V3-60Hz-MARINE, SP68DE, SP68E, ST53DE, ST53E, ST60DE, ST60E, ST60EBT | | | |


| | | | |
|--|--------|----------|-------------------|
|  | 1 | | |
| Part No. | 512265 | Ref. No. | 140106 H140108 |
| description connector holder | | | |
| For models: C35, C35E, C43, C43-2, C43ALTA, C43D, C43DE, C43E, C46DE, C46E, C48, C48-2, C48D, C48D-2, C48DDL, C48DL, C6, C68DE, C68E, C6D, C6DE, C6E, CA120, CA55, CA90, ED550, ED650E, ED650S, RCA1100, RCA1200, RCA1200i, RSP40, RSP40A, SP35, SP35-2, SP35ALTA, SP35D, SP35DE, SP35E, SP40, SP40-2, SP40D, SP40D-2, SP40DDL, SP40DE, SP40DL, SP40E, SP5, SP5D, SP5DE... (Other models you can see in the webshop) | | | |


| | | | |
|--|--------|----------|-------------------|
|  | 1 | | |
| Part No. | 510315 | Ref. No. | 170929 H170929 |
| description nozzle for rinse arm mounting pos. centre/inside | | | |
| For models: C68DE, C68E, CA120, CA55, CA90, ED550, ED650E, ED650S, RCA1100, RCA1200, RCA1200i, SP68DE, SP68E | | | |

| | | | |
|--|--------|----------|-------------------|
|  | 1 | | |
| Part No. | 510309 | Ref. No. | 170911 H170911 |
| description nozzle for rinse arm mounting pos. right/left | | | |
| For models: C68DE, C68E, C81E, C81EBT, C90, C90DE, C90DE2, C90E, C90E2, C90EBT, C90EBT2, C98, CA120, CA55, CA90, ED550, ED650E, ED650S, LO50, LO50E, LO62, RCA1100, RCA1200, RCA1200i, RLO50, SMW15, SMW15E, SP68DE, SP68E, SP81E, US-X501 | | | |


| | | | |
|--|--------|----------|-------------------|
|  | 1 | | |
| Part No. | 510310 | Ref. No. | 170704 H170704 |
| description opposite support for rinse jet | | | |
| For models: C68DE, C68E, C81E, C81EBT, C90, C90DE, C90DE2, C90E, C90E2, C90EBT, C90EBT2, C98, CA120, CA55, CA90, ED550, ED650E, ED650S, LO50, LO50E, LO62, RCA1100, RCA1200, RCA1200i, RLO50, SMW15, SMW15E, SP68DE, SP68E, SP81E, US-X501 | | | |


| | | | |
|---|--------|----------|---------|
|  | 1 | | |
| Part No. | 510305 | Ref. No. | H180213 |
| description opposite support for wash jet | | | |











| | | | |
|--|--------|----------|-----------------------------|
|  | 1 | | |
| Part No. | 510302 | Ref. No. | 29670 H200823 H200824 |
| description O-ring EPDM ID ø 12.42mm thickness 1.78mm Qty 1 pcs | | | |
| For models: AP43E, AP48E, AP53E, AP60E, APS43, APS48, APS48B, APS53, APS60, APSE43, APSE48, APSE53, APSE60, BPS43, BPS52, C68DE, C68E, E40-2F, EDT100, EDT140, EDT85, FW35, FW35E, FW40, FW40B, FW40E, FW45, FW50, INDY43F, INDY48F, INDY53F, INDY60F, SP68DE, SP68E, TR100, TR140, TR90, TR-E100, TR-E150, TR-E170, TR-E200, TR-E230, TS43, TS48, UNI43C, UNI48C, UNI48CD, UNI53C, UNI60C | | | |




| | | | |
|--|--------|----------|----------------------------|
|  | 1 | | |
| Part No. | 510303 | Ref. No. | 31014 456030 H200818 |
| description O-ring EPDM thickness 1.78mm ID ø 6.75mm Qty 1 pcs | | | |
| For models: APS43, APS48, APS48B, APS53, APS60, BPS43, C68DE, C68E, C81E, C81EBT, C90, C90DE, C90DE2, C90E, C90E2, C90EBT, C90EBT2, C98, CA120, CA55, CA90, ED550, ED650E, ED650S, FW35, FW40, FW40B, FW45, FW50, LO50, LO50E, LO62, RCA1100, RCA1200, RCA1200i, RLO50, SMW15, SMW15E, SP68DE, SP68E, SP81E, TS43, TS48, US-X501 | | | |





| | | | |
|--|--|-----------------|-------------------|
|  <p>1</p> | | | |
| Part No. | 510307 | Ref. No. | 261009 H261009 |
| description | Thumb screw thread M6 H 3mm thread L 8mm ø 28mm SS | | |
| For models: | C35, C35E, C43, C43-2, C43ALTA, C43D, C43DE, C43E, C46DE, C46E, C48, C48-2, C48D, C48D-2, C48DDL, C48DL, C48E, C6, C68DE, C68E, C68EBT, C6D, C6DE, C6E, C6EBT, C90DE2, C90E2, C90EBT2, C98, CA120, CA55, CA90, CAP10, CAP10BT, CAP10DE, CAP12, CAP12DE, CAP12EBT, CAP15EBT, CAP7, CAP7E, ED550, ED650E, ED650S, EDI13-2, EDI13ALTA-2, EDI13ALTABT, EDI13BT, EDI4, EDI6-2...(Other models you can see in the webshop) | | |


| | | | |
|--|---------------|-----------------|---------|
|  <p>1</p> | | | |
| Part No. | 510871 | Ref. No. | H191022 |
| description | wash arm boss | | |


| | | | |
|--|---|-----------------|--|
|  <p>1</p> | | | |
| Part No. | 510272 | Ref. No. | 33479 |
| description | rinse arm L 500mm mounting pos. upper/lower nozzles 6 mounting ø 12mm | | |
| For models: | CA55, CA90, ED550, ED650E, RCA1100, RCA1200, RCA1200i | | |
| spare parts for | 510272 | | |
|  <p>end cap</p> | Part No. | 508122 | Ref. No. — |
|  <p>O-ring EPDM thickness 1.78mm ID ø 6.75mm Qty 1 pcs</p> | Part No. | 510303 | Ref. No. 31014 456030 H200818 |
|  <p>Thumb screw thread M6 H 3mm thread L 8mm ø 28mm SS</p> | Part No. | 510307 | Ref. No. 261009 H261009 |
|  <p>nozzle for rinse arm mounting pos. right/left</p> | Part No. | 510309 | Ref. No. 170911 H170911 |
|  <p>opposite support for rinse jet</p> | Part No. | 510310 | Ref. No. 170704 H170704 |
|  <p>bush H 12mm D1 ø 20mm D2 ø 16mm D3 ø 12mm for wash arm boss</p> | Part No. | 510313 | Ref. No. 190617 H190617 |
|  <p>nozzle for rinse arm mounting pos. centre/inside</p> | Part No. | 510315 | Ref. No. 170929 H170929 |
|  <p>blank nozzle mounting pos. centre for rinse arm</p> | Part No. | 510317 | Ref. No. 170930 H170930 |
|  <p>rinse arm boss</p> | Part No. | 510872 | Ref. No. 191030 H191030 |


| | | | |
|---|-----------------|--------|-----------------------|
| spare parts for | 510272 | | |
|  <p>side bolts thread M5 L 10mm SS Qty 20 pcs intake slotted head ø 12.5mm</p> | Part No. | 560052 | Ref. No. — |
|  <p>hexagonal nut thread M4 H 4.8mm SS WS 7 Qty 20 pcs DIN/ISO DIN 985 self-locking</p> | Part No. | 560140 | Ref. No. 30194 |
|  <p>flat-headed bolt thread M4 thread L 22mm SS DIN 84/ISO 1207 Qty 1 pcs intake slotted head ø 7mm head thickness 2.5mm</p> | Part No. | 560454 | Ref. No. — |

| | | | |
|--|--|-----------------|-------------------|
|  <p>1</p> | | | |
| Part No. | 510317 | Ref. No. | 170930 H170930 |
| description | blank nozzle mounting pos. centre for rinse arm | | |
| For models: | C68DE, C68E, CA120, CA55, CA90, ED550, ED650E, ED650S, RCA1100, RCA1200, RCA1200i, SP68DE, SP68E | | |

| | | | |
|--|---|-----------------|-------------------|
|  <p>1</p> | | | |
| Part No. | 510313 | Ref. No. | 190617 H190617 |
| description | bush H 12mm D1 ø 20mm D2 ø 16mm D3 ø 12mm for wash arm boss | | |
| For models: | 60EBT, C53DE, C53E, C60DE, C60E, C68DE, C68E, CA120, CA55, CA90, DP45DE, DP45E, DP50DE, DP50E, DP50EBT, ED550, ED650E, ED650S, RCA1100, RCA1200, RCA1200i, SP45DE, SP45E, SP50DE, SP50E, SP50E-400V3-50Hz-MARINE, SP50E-440V3-60Hz-MARINE, SP68DE, SP68E, ST53DE, ST53E, ST60DE, ST60E, ST60EBT | | |


| | | | |
|--|--|-----------------|-------------------|
|  <p>1</p> | | | |
| Part No. | 510315 | Ref. No. | 170929 H170929 |
| description | nozzle for rinse arm mounting pos. centre/inside | | |
| For models: | C68DE, C68E, CA120, CA55, CA90, ED550, ED650E, ED650S, RCA1100, RCA1200, RCA1200i, SP68DE, SP68E | | |


| | | | |
|--|--|-----------------|-------------------|
|  <p>1</p> | | | |
| Part No. | 510309 | Ref. No. | 170911 H170911 |
| description | nozzle for rinse arm mounting pos. right/left | | |
| For models: | C68DE, C68E, C81E, C81EBT, C90, C90DE, C90DE2, C90E, C90E2, C90EBT, C90EBT2, C98, CA120, CA55, CA90, ED550, ED650E, ED650S, LO50, LO50E, LO62, RCA1100, RCA1200, RCA1200i, RLO50, SMW15, SMW15E, SP68DE, SP68E, SP81E, US-X501 | | |


| | | | |
|--|--|-----------------|-------------------|
|  <p>1</p> | | | |
| Part No. | 510310 | Ref. No. | 170704 H170704 |
| description | opposite support for rinse jet | | |
| For models: | C68DE, C68E, C81E, C81EBT, C90, C90DE, C90DE2, C90E, C90E2, C90EBT, C90EBT2, C98, CA120, CA55, CA90, ED550, ED650E, ED650S, LO50, LO50E, LO62, RCA1100, RCA1200, RCA1200i, RLO50, SMW15, SMW15E, SP68DE, SP68E, SP81E, US-X501 | | |






1




| | | | |
|---|--|-----------------|----------------------------|
|  | | | |
| 1 | | | |
| Part No. | 510303 | Ref. No. | 31014 456030 H200818 |
| description | O-ring EPDM thickness 1.78mm ID ø 6.75mm Qty 1 pcs | | |
| For models: | APS43, APS48, APS48B, APS53, APS60, BPS43, C68DE, C68E, C81E, C81EBT, C90, C90DE, C90DE2, C90E, C90E2, C90EBT, C90EBT2, C98, CA120, CA55, CA90, ED550, ED650E, ED650S, FW35, FW40, FW40B, FW45, FW50, LO50, LO50E, LO62, RCA1100, RCA1200, RCA1200i, RLO50, SMW15, SMW15E, SP68DE, SP68E, SP81E, TS43, TS48, US-X501 | | |







| | | | |
|---|--|-----------------|-------------------|
|  | | | |
| 1 | | | |
| Part No. | 510872 | Ref. No. | 191030 H191030 |
| description | rinse arm boss | | |
| For models: | CA120, CA55, CA90, ED550, ED650E, ED650S, RCA1100, RCA1200, RCA1200i | | |

| | | | |
|---|--|-----------------|-------------------|
|  | | | |
| 1 | | | |
| Part No. | 510307 | Ref. No. | 261009 H261009 |
| description | Thumb screw thread M6 H 3mm thread L 8mm ø 28mm SS | | |
| For models: | C35, C35E, C43, C43-2, C43ALTA, C43D, C43DE, C43E, C46DE, C46E, C48, C48-2, C48D, C48D-2, C48DDL, C48DL, C48E, C6, C68DE, C68E, C68EBT, C6D, C6DE, C6E, C6EBT, C90DE2, C90E2, C90EBT2, C98, CA120, CA55, CA90, CAP10, CAP10BT, CAP10DE, CAP12, CAP12DE, CAP12EBT, CAP15EBT, CAP7, CAP7E, ED550, ED650E, ED650S, EDI13-2, EDI13ALTA-2, EDI13ALTABT, EDI13BT, EDI4, EDI6-2...(Other models you can see in the webshop) | | |

| | | | |
|---|---|-----------------|-------|
|  | | | |
| 1 | | | |
| Part No. | 512222 | Ref. No. | 21899 |
| description | wash arm L 290mm nozzles 4 mounting ø 14/27mm mounting pos. upper | | |
| For models: | APS43, APS48B, APSE43, FW35 | | |

| | | | |
|---|--|-----------------|-----------------|
|  | | | |
| 1 | | | |
| Part No. | 512223 | Ref. No. | 21866 |
| description | wash arm L 345mm nozzles 4 mounting ø 26.5mm mounting pos. upper | | |
| For models: | APS43, APS48, APS48B, APS53, APSE43, APSE48, APSE53, FW35, FW40, FW40B, FW45 | | |
| spare parts for | 512223 | | |
|  | Part No. | 512091 | Ref. No. |
| | | | 30516 |
| | end cap | | |

| | | | |
|---|------------------------------|--------|-----------------|
| spare parts for | 512223 | | |
|  | Part No. | 512194 | Ref. No. |
| | | | 32360 |
| | rinse arm boss ø 84mm H 30mm | | |
|  | Part No. | 512231 | Ref. No. |
| | | | 29156 |
| | wash jet | | |
|  | Part No. | 512240 | Ref. No. |
| | | | 32282 |
| | bush for rinse arm | | |

| | | | |
|---|--|-----------------|-----------------|
|  | | | |
| 1 | | | |
| Part No. | 512225 | Ref. No. | 21867 |
| description | wash arm L 415mm nozzles 5 mounting ø 26.5mm mounting pos. lower | | |
| For models: | APS48, APS48B, APS53, APSE48, FW40, FW40B | | |
| spare parts for | 512225 | | |
|  | Part No. | 512091 | Ref. No. |
| | | | 30516 |
| | end cap | | |
|  | Part No. | 512194 | Ref. No. |
| | | | 32360 |
| | rinse arm boss ø 84mm H 30mm | | |
|  | Part No. | 512231 | Ref. No. |
| | | | 29156 |
| | wash jet | | |
|  | Part No. | 512240 | Ref. No. |
| | | | 32282 |
| | bush for rinse arm | | |
|  | Part No. | 512278 | Ref. No. |
| | | | 18345 |
| | shim | | |









| | | | |
|--|---|-----------------|-----------------|
|  | | | |
| 1 | | | |
| Part No. | 512227 | Ref. No. | 21884 |
| description | wash arm L 472mm nozzles 5 mounting ø 14/26mm mounting pos. lower | | |
| For models: | APS60, APSE60, FW50 | | |
| spare parts for | 512227 | | |
|  | Part No. | 512091 | Ref. No. |
| | | | 30516 |
| | end cap | | |
|  | Part No. | 512157 | Ref. No. |
| | | | 15362 |
| | nut thread M12 | | |


Table continues overleaf





| | | | |
|---|---|--------|----------------|
| spare parts for | | 512227 | |
|  | Part No. | 512158 | Ref. No. 29358 |
| | rinse jet holder L 70mm nozzles 1 mounting ø 12mm mounting pos. lower | | |
|  | Part No. | 512231 | Ref. No. 29156 |
| | wash jet | | |
|  | Part No. | 512241 | Ref. No. 17920 |
| | screw | | |







| | | | |
|---|------------------------------|---|-----------------------|
|  | | | |
| 1 | Part No. | 512226 | Ref. No. 21868 |
| | description | wash arm L 485mm nozzles 6 mounting ø 14/27mm mounting pos. lower | |
| | For models: | APS53, APSE53, FW45 | |
| spare parts for | | 512226 | |
|  | Part No. | 512091 | Ref. No. 30516 |
| | end cap | | |
|  | Part No. | 512194 | Ref. No. 32360 |
| | rinse arm boss ø 84mm H 30mm | | |
|  | Part No. | 512231 | Ref. No. 29156 |
| | wash jet | | |
|  | Part No. | 512240 | Ref. No. 32282 |
| | bush for rinse arm | | |

| | | | |
|---|---|--|-----------------------|
| 1 |  | | |
| | Part No. | 512091 | Ref. No. 30516 |
| | description | end cap | |
| | For models: | APS43, APS48, APS48B, APS53, APS60, APSE43, APSE48, APSE53, APSE60, C3, C35, C4, C43, C43D, C48, C48D, C53, C53D, C60, C60D, DP35, DP35D, DP40, DP40D, DP45, DP45D, DP50, DP50D, FW35, FW40, FW40B, FW45, FW50, SP35, SP35D, SP40, SP40D, SP45, SP45D, SP50, SP50-400V, SP50-440V, SP50D, SPB35, STS43, STS43D, STS48, STS48D, STS53, STS53D...(Other models you can see in the webshop) | |

| | | | |
|---|---|--|-----------------------|
| 1 |  | | |
| | Part No. | 512020 | Ref. No. 25111 |
| | description | end cap for rinse arm | |
| | For models: | APS43, APS48, APS53, APS60, APSE43, APSE48, APSE53, APSE60, BPN48, BPS43, BPS52, C3, C4, E40-2F, M60, T3-80, T4-80, T5-80, T6-80 | |





| | | | |
|---|---|---|-----------------------|
| 1 |  | | |
| | Part No. | 512231 | Ref. No. 29156 |
| | description | wash jet | |
| | For models: | APS43, APS48, APS48B, APS53, APS60, APSE43, APSE48, APSE53, APSE60, FW35, FW40, FW40B, FW45, FW50 | |




| | | | |
|--|--------------------|--------------------|-------------------------|
|  | | | |
| 1 | Part No. | 512001 | Ref. No. 20502/R |
| | description | rinse arm complete | |


| | | | |
|---|------------------------------|--|-----------------------|
|  | | | |
| 1 | Part No. | 512228 | Ref. No. 21863 |
| | description | rinse arm L 345mm mounting ø 34.5mm nozzles 4 mounting pos. lower | |
| | For models: | APS43, APS48, APS48B, APS53, APSE43, C3, DP35, DP35D, FW35, STS43, STS43D, STS48, STS48D | |
| spare parts for | | 512228 | |
|  | Part No. | 512079 | Ref. No. 29695 |
| | rinse jet | | |
|  | Part No. | 512091 | Ref. No. 30516 |
| | end cap | | |
|  | Part No. | 512194 | Ref. No. 32360 |
| | rinse arm boss ø 84mm H 30mm | | |
|  | Part No. | 512238 | Ref. No. 17917 34351 |
| | rinse arm shaft | | |
|  | Part No. | 512244 | Ref. No. 32359 |
| | nut for wash arm | | |
|  | Part No. | 512278 | Ref. No. 18345 |
| | shim | | |





| | | | |
|---|--|-----------------|---|
|  | | | |
| 1 | | | |
| Part No. | 512229 | Ref. No. | 21864 |
| description | rinse arm L 420mm mounting \varnothing 14/34.5mm nozzles 5 mounting pos. lower | | |
| For models: | APS48, APS48B, APS53, APSE48, C4, DP40, DP40D, DP45, FW40, FW40B, STS48, STS48D, STS53 | | |
| spare parts for | 512229 | | |
|  | Part No. | 512079 | Ref. No. 29695 |
| | | | rinse jet |
|  | Part No. | 512091 | Ref. No. 30516 |
| | | | end cap |
|  | Part No. | 512194 | Ref. No. 32360 |
| | | | rinse arm boss \varnothing 84mm H 30mm |
|  | Part No. | 512238 | Ref. No. 17917 34351 |
| | | | rinse arm shaft |
|  | Part No. | 512244 | Ref. No. 32359 |
| | | | nut for wash arm |
|  | Part No. | 512278 | Ref. No. 18345 |
| | | | shim |
|  | Part No. | 517622 | Ref. No. 32178 |
| | | | rinse arm L 180mm nozzles 3 mounting \varnothing 19mm |


| | | | |
|---|--|-----------------|--|
|  | | | |
| 1 | | | |
| Part No. | 512014 | Ref. No. | 21865 |
| description | rinse arm L 485mm mounting \varnothing 14mm nozzles 6 mounting pos. lower | | |
| For models: | APS53, APS60, APSE53, C53, C53D, C60, C60D, DP45, DP45D, DP50, DP50D, FW45, FW50, SP45, SP45D, SP50, SP50-400V, SP50-440V, SP50D, STS53, STS53D, STS60, STS60D | | |
| spare parts for | 512014 | | |
|  | Part No. | 512079 | Ref. No. 29695 |
| | | | rinse jet |
|  | Part No. | 512091 | Ref. No. 30516 |
| | | | end cap |
|  | Part No. | 512194 | Ref. No. 32360 |
| | | | rinse arm boss \varnothing 84mm H 30mm |

| | | | |
|---|-----------------|--------|--------------------------------|
| spare parts for | 512014 | | |
|  | Part No. | 512238 | Ref. No. 17917 34351 |
| | | | rinse arm shaft |
|  | Part No. | 512244 | Ref. No. 32359 |
| | | | nut for wash arm |
|  | Part No. | 512278 | Ref. No. 18345 |
| | | | shim |


| | | | |
|--|---|-----------------|----------------|
|  | | | |
| 1 | | | |
| Part No. | 512167 | Ref. No. | 20901 21892 |
| description | rinse arm L 520mm mounting \varnothing 10mm nozzles 6 mounting pos. upper/lower | | |
| For models: | ED650E, ED650S, K80F | | |


| | | | |
|---|---|-----------------|-------|
|  | | | |
| 1 | | | |
| Part No. | 512230 | Ref. No. | 21882 |
| description | rinse arm L 520mm mounting \varnothing 14mm nozzles 6 mounting pos. lower | | |
| For models: | APS60, APSE60, FW50 | | |


| | | | |
|---|--|-----------------|-------|
|  | | | |
| 1 | | | |
| Part No. | 512091 | Ref. No. | 30516 |
| description | end cap | | |
| For models: | APS43, APS48, APS48B, APS53, APS60, APSE43, APSE48, APSE53, APSE60, C3, C35, C4, C43, C43D, C48, C48D, C53, C53D, C60, C60D, DP35, DP35D, DP40, DP40D, DP45, DP45D, DP50, DP50D, FW35, FW40, FW40B, FW45, FW50, SP35, SP35D, SP40, SP40D, SP45, SP45D, SP50, SP50-400V, SP50-440V, SP50D, SPB35, STS43, STS43D, STS48, STS48D, STS53, STS53D...(Other models you can see in the webshop) | | |


| | | | |
|---|---|-----------------|-------|
|  | | | |
| 1 | | | |
| Part No. | 512156 | Ref. No. | 29348 |
| description | rinse arm L 138mm nozzles 1 mounting \varnothing 22mm mounting pos. lower | | |
| For models: | ED650E, ED650S, K80F | | |










| | | | |
|---|---|-----------------|-------|
|  | | | |
| 1 | | | |
| Part No. | 517622 | Ref. No. | 32178 |
| description | rinse arm L 180mm nozzles 3 mounting ø 19mm | | |
| For models: | APS43, APS48, APS48B, APS53, APSE43, APSE48, APSE53, BPN48, BPS43, BPS52, C3, C4, DP35, DP35D, DP40, DP40D, DP45, DP45D, DP50, DP50D, FW35, FW40, FW40B, FW45, STS43, STS43D, STS48, STS48D, STS53, STS53D, STS60, STS60D | | |

| | | | |
|---|---|-----------------|-------|
|  | | | |
| 1 | | | |
| Part No. | 517794 | Ref. No. | 32179 |
| description | rinse arm mounting pos. lower L 180mm nozzles 2 mounting ø 19mm | | |
| For models: | APS43, APS48, APS48B, APS53, APSE43, APSE48, APSE53, BPN48, BPS43, BPS52, C3, C4, DP35, DP35D, DP40, DP40D, DP45, DP45D, DP50, DP50D, FW35, FW40, FW40B, FW45, STS43, STS43D, STS48, STS48D, STS53, STS53D, STS60, STS60D | | |

| | | | |
|---|---|-----------------|-------|
|  | | | |
| 1 | | | |
| Part No. | 512194 | Ref. No. | 32360 |
| description | rinse arm boss ø 84mm H 30mm | | |
| For models: | APS43, APS48, APS48B, APS53, APS60, APSE43, APSE48, APSE53, APSE60, C3, C4, C53, C53D, C60, C60D, DP35, DP35D, DP40, DP40D, DP45, DP45D, DP50, DP50D, FW35, FW40, FW40B, FW45, FW50, SP45, SP45D, SP50, SP50-400V, SP50-440V, SP50D, STS43, STS43D, STS48, STS48D, STS53, STS53D, STS60, STS60D | | |

| | | | |
|---|---|-----------------|-------|
|  | | | |
| 1 | | | |
| Part No. | 512079 | Ref. No. | 29695 |
| description | rinse jet | | |
| For models: | APS43, APS48, APS48B, APS53, APS60, APSE43, APSE48, APSE53, APSE60, C3, C35, C4, C43, C43D, C48, C48D, C53, C53D, C60, C60D, DP35, DP35D, DP40, DP40D, DP45, DP45D, DP50, DP50D, ED600-95, ED630-90, ED650E, ED650S, ED700-90, ED900-90, EDI5, FW35, FW40, FW40B, FW45, FW50, K80F, LO122, LO60, LO61, LO78, SP35, SP35D, SP40, SP40D, SP45...(Other models you can see in the webshop) | | |

| | | | |
|---|------------------------------------|-----------------|-------|
|  | | | |
| 1 | | | |
| Part No. | 512330 | Ref. No. | 26463 |
| description | rinse jet | | |
| For models: | ED650E-90, ED650S-90, ED700, ED900 | | |

| | | | |
|---|--|-----------------|-----------------------|
|  | | | |
| 1 | | | |
| Part No. | 512013 | Ref. No. | 20095 |
| description | rinse arm L 280mm mounting ø 11mm nozzles 4 mounting pos. upper/lower complete | | |
| For models: | C35, C43, C43D, C48, C48D, SP35, SP35D, SP40, SP40D, SPB35, T3-80 | | |
| spare parts for | 512013 | | |
|  | Part No. | 512019 | Ref. No. 25109 |
|  | Part No. | 512079 | Ref. No. 29695 |
|  | Part No. | 512087 | Ref. No. 25110 |
|  | Part No. | 512091 | Ref. No. 30516 |
| accessories for | 512013 | | |
|  | Part No. | 512092 | Ref. No. 33748 |
|  | Part No. | 512256 | Ref. No. 33747 |






| | | | |
|--|---|-----------------|--------------------------------|
|  | | | |
| 1 | | | |
| Part No. | 512284 | Ref. No. | 20096 |
| description | rinse arm L 335mm mounting ø 11.5mm nozzles 4 mounting pos. upper | | |
| For models: | T3-80, T4-80 | | |
| spare parts for | 512284 | | |
|  | Part No. | 512019 | Ref. No. 25109 |
|  | Part No. | 512020 | Ref. No. 25111 |
|  | Part No. | 512080 | Ref. No. 21021 25136 |
|  | Part No. | 512087 | Ref. No. 25110 |

Table continues overleaf








1

| | | | | |
|---|-----------|--------|----------|----------------|
| spare parts for | | 512284 | | |
|  | Part No. | 512094 | Ref. No. | 22155 25059 |
| | rinse jet | | | |
|  | Part No. | 512304 | Ref. No. | — |
| | rinse jet | | | |



1

| | | | | |
|---|---|-----------------|----------|-------|
| Part No. | 512285 | Ref. No. | 20097 | |
| description | rinse arm L 410mm mounting ø 12mm nozzles 5 mounting pos. lower | | | |
| For models: | T4-80, T5-80 | | | |
| spare parts for | | 512285 | | |
|  | Part No. | 510196 | Ref. No. | 25069 |
| | rinse jet | | | |
|  | Part No. | 512019 | Ref. No. | 25109 |
| | rinse arm boss | | | |
|  | Part No. | 512020 | Ref. No. | 25111 |
| | end cap for rinse arm | | | |
|  | Part No. | 512087 | Ref. No. | 25110 |
| | nut thread M12 | | | |



1


| | | | | |
|---|---|-----------------|----------|----------------|
| Part No. | 512208 | Ref. No. | 20098 | |
| description | rinse arm L 477mm mounting ø 12mm nozzles 6 mounting pos. lower | | | |
| For models: | M60, T5-80, T6-80 | | | |
| spare parts for | | 512208 | | |
|  | Part No. | 512019 | Ref. No. | 25109 |
| | rinse arm boss | | | |
|  | Part No. | 512020 | Ref. No. | 25111 |
| | end cap for rinse arm | | | |
|  | Part No. | 512080 | Ref. No. | 21021 25136 |
| | rinse jet | | | |
|  | Part No. | 512087 | Ref. No. | 25110 |
| | nut thread M12 | | | |
|  | Part No. | 512094 | Ref. No. | 22155 25059 |
| | rinse jet | | | |


| | | | | |
|-----------------|-----------|--------|----------|---|
| spare parts for | | 512208 | | |
| | Part No. | 512282 | Ref. No. | — |
| | rinse jet | | | |




1


| | | | | |
|---|---|-----------------|----------|----------------|
| Part No. | 512161 | Ref. No. | 20099 | |
| description | rinse arm L 515mm mounting ø 12mm nozzles 6 mounting pos. lower | | | |
| For models: | M60, T6-80 | | | |
| spare parts for | | 512161 | | |
|  | Part No. | 512019 | Ref. No. | 25109 |
| | rinse arm boss | | | |
|  | Part No. | 512020 | Ref. No. | 25111 |
| | end cap for rinse arm | | | |
| | Part No. | 512082 | Ref. No. | 25062 |
| | swirl | | | |
|  | Part No. | 512087 | Ref. No. | 25110 |
| | nut thread M12 | | | |
|  | Part No. | 512094 | Ref. No. | 22155 25059 |
| | rinse jet | | | |
|  | Part No. | 512136 | Ref. No. | 25179 25789 |
| | wing nuts for filter | | | |
| | Part No. | 512282 | Ref. No. | — |
| | rinse jet | | | |


| | | | | |
|---|--|-----------------|-------|--|
| 1  | | | | |
| Part No. | 512091 | Ref. No. | 30516 | |
| description | end cap | | | |
| For models: | APS43, APS48, APS48B, APS53, APS60, APSE43, APSE48, APSE53, APSE60, C3, C35, C4, C43, C43D, C48, C48D, C53, C53D, C60, C60D, DP35, DP35D, DP40, DP40D, DP45, DP45D, DP50, DP50D, FW35, FW40, FW40B, FW45, FW50, SP35, SP35D, SP40, SP40D, SP45, SP45D, SP50, SP50-400V, SP50-440V, SP50D, SPB35, STS43, STS43D, STS48, STS48D, STS53, STS53D...(Other models you can see in the webshop) | | | |


| | | | | |
|---|---|-----------------|-------|--|
| 1  | | | | |
| Part No. | 512019 | Ref. No. | 25109 | |
| description | rinse arm boss | | | |
| For models: | C35, C43, C43D, C48, C48D, M60, SP35, SP35D, SP40, SP40D, SPB35, T3-80, T4-80, T5-80, T6-80 | | | |





| | | | |
|---|---|-----------------|-------|
|  | | | |
| 1 | | | |
| Part No. | 512079 | Ref. No. | 29695 |
| description | rinse jet | | |
| For models: | APS43, APS48, APS48B, APS53, APS60, APSE43, APSE48, APSE53, APSE60, C3, C35, C4, C43, C43D, C48, C48D, C53, C53D, C60, C60D, DP35, DP35D, DP40, DP40D, DP45, DP45D, DP50, DP50D, ED600-95, ED630-90, ED650E, ED650S, ED700-90, ED900-90, EDI5, FW35, FW40, FW40B, FW45, FW50, K80F, LO122, LO60, LO61, LO78, SP35, SP35D, SP40, SP40D, SP45...(Other models you can see in the webshop) | | |

| | | | |
|---|---|-----------------|----------------|
|  | | | |
| 1 | | | |
| Part No. | 512080 | Ref. No. | 21021 25136 |
| description | rinse jet | | |
| For models: | APS43, APS48, APS48B, APS53, APSE43, C3, C4, CM43, CM48, CM52, CM60, CMD43, CMD48, CMD52, CMD60, E36, E40, E40-2F, E43, E50, FW35, FW40, FW40B, FW45, INDY43F, K80G, M60, NK43, NK48, NK52, NK60, NKD43, NKD48, NKD52, NKD60, T3-80, T4-80, T5-80, T6-80, TS43, UNI43C, UNI43R, UNI43RD, UNI48R, UNI48RD, UNI53R, UNI53RD | | |


| | | | |
|---|---|-----------------|----------------|
|  | | | |
| 1 | | | |
| Part No. | 512094 | Ref. No. | 22155 25059 |
| description | rinse jet | | |
| For models: | APS43, APS48, APS48B, APS53, APS60, C53, C53D, C60, C60D, CM43, CM48, CM52, CM60, CMD43, CMD48, CMD52, CMD60, DP35, DP35D, DP40, DP40D, DP45, DP45D, DP50, DP50D, E36, E40, E43, E50, ED650E-90, ED650S-90, ED700, ED900, FW35, FW40, FW40B, FW45, FW50, K80G, NK43, NK48, NK52, NK60, NKD43, NKD48, NKD52, NKD60, SP45, SP45D, SP50...(Other models you can see in the web-shop) | | |


| | | | |
|---|---|-----------------|-------|
|  | | | |
| 1 | | | |
| Part No. | 512082 | Ref. No. | 25062 |
| description | swirl | | |
| For models: | APS43, APS48, APS53, APS60, APSE43, APSE48, APSE53, APSE60, C3, C4, C53, C60, ED700, ED900, INDY43F, INDY53F, INDY60F, M60, T3-80, T4-80, T5-80, T6-80, UNI43C, UNI48C, UNI48CD, UNI53C, UNI60C | | |


| | | | |
|---|--|-----------------|-------|
|  | | | |
| 1 | | | |
| Part No. | 512162 | Ref. No. | 20106 |
| description | wash arm | | |
| For models: | CM43, CMD43, E36, E40, E43, NK43, NKD43, UNI43R, UNI43RD | | |

| | | | |
|--|--|-----------------|-------|
|  | | | |
| 1 | | | |
| Part No. | 512163 | Ref. No. | 20108 |
| description | wash arm | | |
| For models: | CM52, CMD52, E50, NK52, NKD52, UNI53R, UNI53RD | | |

| | | | |
|--|--|-----------------|-------|
|  | | | |
| 1 | | | |
| Part No. | 512180 | Ref. No. | 25076 |
| description | wash arm H 125mm L 260mm mounting ø 40mm nozzles 3 mounting pos. lower | | |
| For models: | CM43, CMD43, E36, E40, E43, NK43, NKD43, UNI43R, UNI43RD | | |

| | | | |
|--|---|-----------------|-------|
|  | | | |
| 1 | | | |
| Part No. | 512216 | Ref. No. | 20107 |
| description | wash arm H 525mm L 280mm mounting ø 38.5mm nozzles 13 mounting pos. lower | | |
| For models: | CM48, CMD48, NK48, NKD48, UNI48R, UNI48RD | | |

| | | | |
|---|---|-----------------|-------|
|  | | | |
| 1 | | | |
| Part No. | 512218 | Ref. No. | 25080 |
| description | end cap | | |
| For models: | CM48, CM52, CM60, CMD48, CMD52, CMD60, E50, NK48, NK52, NK60, NKD48, NKD52, NKD60, UNI48R, UNI48RD, UNI53R, UNI53RD | | |

| | | | |
|---|---|-----------------|-------|
|  | | | |
| 1 | | | |
| Part No. | 512217 | Ref. No. | 25259 |
| description | flat gasket rubber ED ø 61mm ID ø 47.5mm thickness 3mm Qty 1 pcs equiv. no. 25259 suitable for HOONVED | | |
| For models: | CM43, CM48, CM52, CM60, CMD43, CMD48, CMD52, CMD60, E36, E40, E43, E50, NK43, NK48, NK52, NK60, NKD43, NKD48, NKD52, NKD60, UNI43R, UNI43RD, UNI48R, UNI48RD, UNI53R, UNI53RD | | |



1

| | | | |
|--------------------|--|-----------------|-------|
| Part No. | 512127 | Ref. No. | 25007 |
| description | nut for drain assembly thread 1½" ED ø 69mm | | |
| For models: | CM43, CM48, CM52, CM60, CMD43, CMD48, CMD52, CMD60, E36, E40, E43, E50, ED600-95, ED630-90, ED650E, ED650E-90, ED650S, ED650S-90, ED700, ED700-90, ED900, ED900-90, EDI5, K80F, K80G, LO122, LO60, LO61, LO78, NK43, NK48, NK52, NK60, NKD43, NKD48, NKD52, NKD60, UNI43R, UNI43RD, UNI48R, UNI48RD, UNI53R, UNI53RD | | |



1

| | | | |
|--------------------|--|-----------------|-------|
| Part No. | 512190 | Ref. No. | 25078 |
| description | wash arm L 290mm nozzles 1 mounting ø 30mm mounting pos. upper | | |
| For models: | CM43, CMD43, E36, E40, E43, NK43, NKD43, UNI43R, UNI43RD | | |



1

| | | | |
|--------------------|---|-----------------|-------|
| Part No. | 512170 | Ref. No. | 25073 |
| description | wash jet | | |
| For models: | CM43, CM48, CMD43, CMD48, E36, E40, E43, NK43, NK48, NKD43, NKD48, UNI43R, UNI43RD, UNI48R, UNI48RD | | |



1

| | | | |
|--------------------|--|-----------------|-------|
| Part No. | 512219 | Ref. No. | 25074 |
| description | wash jet | | |
| For models: | CM52, CM60, CMD52, CMD60, E50, NK52, NK60, NKD52, NKD60, UNI53R, UNI53RD | | |





1

| | | | |
|--------------------|--|-----------------|-------|
| Part No. | 512220 | Ref. No. | 25075 |
| description | wash jet | | |
| For models: | CM52, CM60, CMD52, CMD60, E50, NK52, NK60, NKD52, NKD60, UNI53R, UNI53RD | | |



1

| | | | |
|---|--|-----------------|-----------------|
| Part No. | 510728 | Ref. No. | 33795 |
| description | wash arm L 250mm mounting pos. lower nozzles 4 mounting ø 25mm suitable for B23-27-10-11 | | |
| For models: | CDN3, CDN4, CR43, CR43D, CR48, CR48D, SPR36, SPR36D, SPR41, SPR41D | | |
| spare parts for | 510728 | | |
|  | Part No. | 510731 | Ref. No. |
| | | | — |
|  | Part No. | 560140 | Ref. No. |
| | | | 30194 |
| | hexagonal nut thread M4 H 4.8mm SS WS 7 Qty 20 pcs DIN/ISO DIN 985 self-locking | | |



1

| | | | |
|--------------------|--|-----------------|-------|
| Part No. | 510732 | Ref. No. | 33800 |
| description | wash arm L 280mm mounting pos. upper nozzles 2 suitable for B20-B10t | | |
| For models: | CDN3, CR43, CR43D, CR48, SPR36, SPR36D, SPR41 | | |



1


| | | | |
|--------------------|---|-----------------|-------|
| Part No. | 510280 | Ref. No. | 33805 |
| description | wash arm L 282mm mounting pos. upper nozzles 2 lateral Hmm suitable for B23-12t | | |
| For models: | CDN4, CR48, CR48D, SPR41, SPR41D | | |





1


| | | | |
|--------------------|---|-----------------|-------|
| Part No. | 510761 | Ref. No. | 25263 |
| description | flat gasket rubber D1 ø 38mm D2 ø 25mm thickness 2mm Qty 1 pcs | | |
| For models: | 60BT, 60BT-3, 60EBT, APS43, APS48, APS48B, APS53, APS60, APSE43, APSE48, APSE53, APSE60, BPN48, BPS43, BPS52, C3, C35, C35E, C4, C43, C43-2, C43ALTA, C43D, C43DE, C43E, C46DE, C46E, C48, C48-2, C48D, C48D-2, C48DDL, C48DL, C48E, C53, C53D, C53DE, C53E, C6, C60, C60D, C60DE, C60E, C68DE, C68E, C68EBT, C6D, C6DE, C6E, C6EBT...(Other models you can see in the webshop) | | |




| | | | |
|---|--|-----------------|-------|
|  | | | |
| 1 | | | |
| Part No. | 510734 | Ref. No. | 33799 |
| description | nozzle for wash arm suitable for B23-10-11-12 | | |
| For models: | CDN3, CDN4, CR43, CR43D, CR48, CR48D, SPR36, SPR36D, SPR41, SPR41D | | |

| | | | |
|---|--|-----------------|-------|
|  | | | |
| 1 | | | |
| Part No. | 510736 | Ref. No. | 33802 |
| description | nozzle for wash arm suitable for B23-10-12 | | |
| For models: | CDN3, CDN4, CR43, CR43D, CR48, CR48D, SPR36, SPR36D, SPR41, SPR41D | | |


| | | | |
|---|--|-----------------|-------|
|  | | | |
| 1 | | | |
| Part No. | 510735 | Ref. No. | 33801 |
| description | nozzle holder for wash arm | | |
| For models: | CDN3, CDN4, CR43, CR43D, CR48, CR48D, SPR36, SPR36D, SPR41, SPR41D | | |


| | | | |
|---|--|-----------------|-------|
|  | | | |
| 1 | | | |
| Part No. | 511200 | Ref. No. | 15242 |
| description | nut thread 1" H 6mm brass WS 45 Qty 1 pcs | | |
| For models: | CDN3, CDN4, CM52, CM60, CMD52, CMD60, CR43, CR43D, CR48, CR48D, K80F, K80G, M60, NK52, NK60, NKD52, NKD60, SPR36, SPR36D, SPR41, SPR41D, T5-80, T6-80, UNI43R, UNI43RD, UNI48R, UNI48RD, UNI53R, UNI53RD | | |



| | | | |
|---|--|-----------------|-------|
|  | | | |
| 1 | | | |
| Part No. | 507309 | Ref. No. | 33798 |
| description | O-ring EPDM thickness 2.62mm ID ø 17.13mm Qty 1 pcs | | |
| For models: | CDN3, CDN4, CR43, CR43D, CR48, CR48D, SPR36, SPR36D, SPR41, SPR41D | | |

| | | | |
|---|--|-----------------|-------|
|  | | | |
| 1 | | | |
| Part No. | 510737 | Ref. No. | 33789 |
| description | rinse arm L 205mm mounting pos. upper nozzles 3 mounting ø 12mm complete with nozzle | | |
| For models: | CDN3, CDN4, CR43, CR43D, CR48, CR48D, SPR36, SPR36D, SPR41, SPR41D | | |


| | | | |
|--|--|-----------------|-------|
|  | | | |
| 1 | | | |
| Part No. | 512193 | Ref. No. | 33794 |
| description | rinse arm L 240mm mounting ø 12mm nozzles 3 suitable for HOONVED mounting pos. lower | | |
| For models: | CDN3, CDN4, CR43, CR43D, CR48, CR48D, SPR36, SPR36D, SPR41, SPR41D | | |


| | | | |
|---|--|-----------------|-----------------|
|  | | | |
| 1 | | | |
| Part No. | 510323 | Ref. No. | 160734 33793 |
| description | end cap for rinse arm | | |
| For models: | C35, C35E, C43, C43-2, C43ALTA, C43D, C43DE, C43E, C46DE, C46E, C48, C48-2, C48D, C48D-2, C48DDL, C48DL, C48E, C6, C6D, C6DE, C6E, C6EBT, CDN3, CDN4, CR43, CR43D, CR48, CR48D, GS-X1011, GS-X1011-2, GS-X1011-WEH, GS-X1011-WEH-2, RSP40, RSP40A, SP35, SP35-2, SP35ALTA, SP35D, SP35DE, SP35E, SP40, SP40-2, SP40D, SP40D-2, SP40DDL, SP40DE, SP40DL, SP40E, SP5, SP5D...(Other models you can see in the webshop) | | |




| | | | |
|---|--|-----------------|-------|
|  | | | |
| 1 | | | |
| Part No. | 510885 | Ref. No. | 33784 |
| description | gasket suitable for COMENDA equiv. no. 200464 L 60mm W 30mm | | |
| For models: | CDN3, CDN4, CR43, CR43D, CR48, CR48D, SPR36, SPR36D, SPR41, SPR41D | | |

| | | | |
|---|--|-----------------|----------------------------|
|  | | | |
| 1 | | | |
| Part No. | 510327 | Ref. No. | 170946 33791 H170946 |
| description | nozzle for rinse arm | | |
| For models: | C35, C35E, C43, C43-2, C43ALTA, C43D, C43DE, C43E, C46DE, C46E, C48, C48-2, C48D, C48D-2, C48DDL, C48DL, C48E, C6, C6D, C6DE, C6E, C6EBT, CDN3, CDN4, CR43, CR43D, CR48, CR48D, GS-X1011, GS-X1011-2, GS-X1011-WEH, GS-X1011-WEH-2, RSP40, RSP40A, SP35, SP35-2, SP35ALTA, SP35D, SP35DE, SP35E, SP40, SP40-2, SP40D, SP40D-2, SP40DDL, SP40DE, SP40DL, SP40E, SP5, SP5D...(Other models you can see in the webshop) | | |
| accessories for | 510327 | | |
| |  | Part No. | 510902 |
| | | Ref. No. | 33790 |
| | O-ring EPDM thickness 2mm ID ø 9.5mm Qty 1 pcs | | |





| | | | |
|---|--|-----------------|-------|
| 1  | | | |
| Part No. | 528583 | Ref. No. | 33792 |
| description | O-ring EPDM thickness 2.62mm ID ø 9.13mm Qty 1 pcs | | |
| For models: | C35, C35E, C43, C43-2, C43ALTA, C43D, C43DE, C43E, C46DE, C46E, C48, C48-2, C48D, C48D-2, C48DDL, C48DL, C48E, C6, C6D, C6DE, C6E, C6EBT, CDN3, CDN4, CR43, CR43D, CR48, CR48D, GS-X1011, GS-X1011-2, GS-X1011-WEH, GS-X1011-WEH-2, RSP40, RSP40A, SP35, SP35-2, SP35ALTA, SP35D, SP35DE, SP35E, SP40, SP40-2, SP40D, SP40D-2, SP40DDL, SP40DE, SP40DL, SP40E, SP5, SP5D...(Other models you can see in the webshop) | | |


| | | | |
|---|--|-----------------|-------|
| 1  | | | |
| Part No. | 510902 | Ref. No. | 33790 |
| description | O-ring EPDM thickness 2mm ID ø 9.5mm Qty 1 pcs | | |
| For models: | C35, C35E, C43, C43-2, C43ALTA, C43D, C43DE, C43E, C46DE, C46E, C48, C48-2, C48D, C48D-2, C48DDL, C48DL, C48E, C6, C6D, C6DE, C6E, C6EBT, C81, C81E, C81EBT, C90, C90DE, C90E, C90EBT, CDN3, CDN4, CR43, CR43D, CR48, CR48D, EDI13, EDI13ALTA, EDI6, EDI8, GS-X1011, GS-X1011-2, GS-X1011-WEH, GS-X1011-WEH-2, LO134, LO134ALTA, LO50, LO50E, LO67, LO83, RLO200...(Other models you can see in the webshop) | | |


| | | | |
|--|--|-----------------|-----------------------------------|
| 1  | | | |
| Part No. | 512189 | Ref. No. | 430176 |
| description | rinse arm L 485mm mounting pos. upper/lower nozzles 4 mounting ø 25.4mm complete with nozzle suitable for COMENDA, HOONVED | | |
| For models: | AC101, AC151, AC181, AC201, AC241, AC91, EDT100, EDT140, EDT170, EDT200, EDT230, EDT85 | | |
| spare parts for | 512189 | | |
|  | Part No. | 511220 | Ref. No. 380323 H380323 |
| | nozzle for rinse arm | | |
|  | Part No. | 530293 | Ref. No. H200809 |
| | O-ring EPDM thickness 1.78mm ID ø 8.73mm Qty 1 pcs | | |


| | | | |
|---|--|-----------------|-------------------|
| 1  | | | |
| Part No. | 510277 | Ref. No. | 430136 H430136 |
| description | rinse arm L 485mm mounting pos. upper/lower nozzles 6 mounting ø 25mm complete with nozzle | | |

| | | | |
|---|---|-----------------|-------------------|
| 1  | | | |
| Part No. | 511220 | Ref. No. | 380323 H380323 |
| description | nozzle for rinse arm | | |
| For models: | AC101, AC151, AC181, AC201, AC241, AC91, EDT100, EDT140, EDT170, EDT200, EDT230, EDT85, HT100, HT150, HTP195, HTP205, HTP220, TR100, TR90, TR-E100, TR-E150 | | |

| | | | |
|---|--|-----------------|---------|
| 1  | | | |
| Part No. | 530293 | Ref. No. | H200809 |
| description | O-ring EPDM thickness 1.78mm ID ø 8.73mm Qty 1 pcs | | |
| For models: | EDI13, EDI13-2, EDI13ALTA, EDI13ALTA-2, EDI13ALTABT, EDI13BT, EDI4, EDI6, EDI6-2, EDI6BT, EDI8, EDI8-2, EDI8BT, EDT100, EDT140, EDT170, EDT200, EDT230, EDT85, LO134, LO134-2, LO134ALTA, LO134ALTA-2, LO56, LO67, LO67-2, LO83, LO83-2, RLO200, RLO300, RLO400, TR100, TR140, TR170, TR200, TR230, TR90, TR-E100, TR-E150, TR-E170, TRE200, TR-E230, TR-E90 | | |

| | | | |
|---|---|-----------------|-------|
| 1  | | | |
| Part No. | 512084 | Ref. No. | 31313 |
| description | opposite support for rinse jet | | |
| For models: | APS43, APS48, APS48B, APS53, APS60, APSE43, APSE48, APSE53, APSE60, C3, C4, C53, C53D, C60, C60D, CM48, CM52, CMD43, CMD52, DP35, DP35D, DP40, DP40D, DP45, DP45D, DP50, DP50D, ED600-95, ED630-90, ED700-90, ED900-90, EDI5, FW35, FW40, FW40B, FW45, FW50, INDY43F, INDY48F, INDY53F, INDY60F, LO122, LO60, LO61, LO78, SP45, SP45D, SP50, SP50-400V, SP50-440V...(Other models you can see in the webshop) | | |


| | | | |
|--|-----------|-----------------|-------|
| 1  | | | |
| Part No. | 510196 | Ref. No. | 25069 |
| description | rinse jet | | |

| | | | |
|--|---|-----------------|-------|
| 1  | | | |
| Part No. | 510197 | Ref. No. | 25070 |
| description | rinse jet | | |
| For models: | E40-2F, M60, T3-80, T4-80, T5-80, T6-80 | | |





1

| | | | |
|--------------------|--|-----------------|--------|
| Part No. | 512196 | Ref. No. | 170954 |
| description | rinse jet H 18.5mm | | |
| For models: | AC101, AC151, AC91, EDT100, EDT140, EDT85, HG2LR, HGLR | | |




1

| | | | |
|--------------------|--------------------|-----------------|-------|
| Part No. | 517627 | Ref. No. | 31384 |
| description | rinse jet H 24.5mm | | |
| For models: | BPS43, BPS52 | | |



1

| | | | |
|--------------------|---|-----------------|-------|
| Part No. | 512158 | Ref. No. | 29358 |
| description | rinse jet holder L 70mm nozzles 1 mounting ø 12mm mounting pos. lower | | |
| For models: | APS60, APSE60, ED650E, ED650S, FW50, K80F | | |




1

| | | | |
|--------------------|--|-----------------|-------|
| Part No. | 512083 | Ref. No. | 31314 |
| description | rinse jet holder mounting pos. upper | | |
| For models: | APS43, APS48, APS48B, APS53, APS60, APSE43, APSE48, APSE53, APSE60, C3, C4, C53, C53D, C60, C60D, CM48, CM52, CMD43, CMD52, DP35, DP35D, DP40, DP40D, DP45, DP45D, DP50, DP50D, ED600-95, ED630-90, ED700-90, ED900-90, EDI5, FW35, FW40, FW40B, FW45, FW50, INDY43F, INDY48F, INDY53F, INDY60F, LO122, LO60, LO61, LO78, SP45, SP45D, SP50, SP50-400V, SP50-440V... (Other models you can see in the webshop) | | |




1

| | | | |
|--------------------|--|-----------------|-------|
| Part No. | 510198 | Ref. No. | 25072 |
| description | swirl hole ø 2.5mm H 4.5mm ø 18.5mm | | |
| For models: | ED700, ED900, K80G, M60, T3-80, T5-80, T6-80 | | |




1

| | | | |
|--------------------|--|-----------------|-------|
| Part No. | 517640 | Ref. No. | 37722 |
| description | wash jet H 16mm ø 12mm | | |
| For models: | AP43E, AP48E, AP53E, AP60E, FW35E, FW40E | | |




1

| | | | |
|--------------------|--------------------------------------|-----------------|-------|
| Part No. | 517624 | Ref. No. | 25135 |
| description | wash jet thread 1/2" IT H 21mm ø 6mm | | |
| For models: | ED700, ED900, K80G | | |



1


| | | | |
|--------------------|---|-----------------|---------|
| Part No. | 512324 | Ref. No. | H190224 |
| description | opposite support mounting pos. lower for wash arm support | | |
| For models: | DP35-2, DP35D-2, DP40-2, DP40D-2, DP40D-rib2, DP40-rib2, GSX1021-2, GS-X1021-2rib, GS-X1021-WEH-2, GS-X1021-WEH-2rib, ST-43DE, ST43E, ST48DE, ST48E, STS43-2, STS43D-2, STS48-2, STS48D-2, STS48D-rib2, STS48-rib2, TDN4-2rib | | |





1



| | | | |
|--------------------|--|-----------------|-------|
| Part No. | 512054 | Ref. No. | 32887 |
| description | wash arm support | | |
| For models: | C3, C4, C43, C48, DP35, DP35D, DP40, DP40D, DP45, DP45D, DP50, DP50D, GS-X1021, GS-X1021-WEH, STS43, STS43D, STS48, STS48D, STS53, STS53D, STS60, STS60D | | |





| | | | |
|---|--|-----------------|-------|
|  | | | |
| 1 | | | |
| Part No. | 512243 | Ref. No. | 32272 |
| description | wash arm support for rinse arm mounting pos. upper | | |
| For models: | APS60, APSE60, FW50 | | |


| | | | |
|---|---|-----------------|-----------------|
|  | | | |
| 1 | | | |
| Part No. | 512027 | Ref. No. | 190941 36280 |
| description | wash arm support mounting pos. lower | | |
| For models: | 60EBT, C53DE, C53E, C60DE, C60E, DP45DE, DP45E, DP50DE, DP50E, DP50EBT, SP45DE, SP45E, SP50DE, SP50E, SP50E-400V3-50Hz-MARINE, SP50E-440V3-60Hz-MARINE, ST53DE, ST53E, ST60DE, ST60E, ST60EBT | | |


| | | | |
|---|---|-----------------|-------|
|  | | | |
| 1 | | | |
| Part No. | 512051 | Ref. No. | 21035 |
| description | wash arm support mounting pos. lower | | |
| For models: | INDY43F, INDY48F, INDY53F, INDY60F, UNI43C, UNI48C, UNI48CD, UNI53C, UNI60C | | |


| | | | |
|---|---|-----------------|-----------------------|
|  | | | |
| 1 | | | |
| Part No. | 512057 | Ref. No. | 32350 |
| description | wash arm support mounting pos. lower | | |
| For models: | 60BT, 60BT-3, APS43, APS48, APS48B, APS53, APS60, APSE43, APSE48, APSE53, APSE60, C3, C35, C4, C43, C43ALTA, C43D, C48, C48D, C48DDL, C48DL, C53, C53D, C60, C60D, DP35, DP35D, DP40, DP40D, DP45, DP45D, DP50, DP50D, DP50D-115V, FW35, FW40, FW40B, FW45, FW50, GS-X1011, GS-X1011-WEH, GS-X1021, GS-X1021-WEH, RSP50, RSP50A, SD5BT, SP35, SP35ALTA, SP35D, SP40...(Other models you can see in the webshop) | | |
| accessories for | 512057 | | |
|  | Part No. | 512245 | Ref. No. 33544 |
| | hose connector thread 1/2" grommet ø 30mm ID ø 16mm grommet length 28mm total length 35mm ED ø 31.5mm | | |


| | | | |
|---|--|-----------------|-------|
|  | | | |
| 1 | | | |
| Part No. | 512142 | Ref. No. | 33700 |
| description | wash arm support mounting pos. lower | | |
| For models: | C35, C43, C43ALTA, C43D, C48, C48D, C48DDL, C48DL, GS-X1011, GSX1011-WEH, SP35, SP35ALTA, SP35D, SP40, SP40D, SP40DDL, SP40DL, SPB35 | | |

| | | | |
|---|---|-----------------|----------------|
|  | | | |
| 1 | | | |
| Part No. | 512247 | Ref. No. | 32981 36431 |
| description | wash arm support mounting pos. lower | | |
| For models: | APS43, APS48, APS48B, APS53, APS60, APSE43, APSE48, APSE53, C90, FW35, FW40, FW40B, FW45, FW50, LO50, US-X501 | | |


| | | | |
|---|--------------------------------------|-----------------|-------|
|  | | | |
| 1 | | | |
| Part No. | 512249 | Ref. No. | 32357 |
| description | wash arm support mounting pos. lower | | |
| For models: | APS60, APSE60, FW50 | | |


| | | | |
|---|---|-----------------|---------|
|  | | | |
| 1 | | | |
| Part No. | 512268 | Ref. No. | H191083 |
| description | wash arm support mounting pos. lower | | |
| For models: | C35E, C43-2, C43DE, C43E, C46DE, C46E, C48-2, C48D-2, C48E, DP35-2, DP35D-2, DP40-2, DP40D-2, DP40D-rib2, DP40-rib2, GS-X1011-2, GS-X1011-WEH-2, GS-X1021-2, GS-X1021-2rib, GS-X1021-WEH-2, GS-X1021-WEH-2rib, RSP40, RSP40A, SP35-2, SP35DE, SP35E, SP40-2, SP40D-2, SP40DE, SP40E, ST43DE, ST43E, ST48DE, ST48E, STS43-2, STS43D-2, STS48-2, STS48D-2, STS48D-rib2, STS48-rib2, TDN4-2rib | | |


| | | | |
|---|---|-----------------|---------|
|  | | | |
| 1 | | | |
| Part No. | 512269 | Ref. No. | H190223 |
| description | wash arm support mounting pos. lower | | |
| For models: | C35E, C43-2, C43DE, C43E, C46DE, C46E, C48-2, C48D-2, C48E, GSX1011-2, GS-X1011-WEH-2, RSP40, RSP40A, SP35-2, SP35DE, SP35E, SP40-2, SP40D-2, SP40DE, SP40E, SPB35E | | |


| | | | |
|---|--------------------------------------|-----------------|-------|
|  | | | |
| 1 | | | |
| Part No. | 512711 | Ref. No. | 35370 |
| description | wash arm support mounting pos. lower | | |
| For models: | C35, GS-X1011, GS-X1011-WEH, SPB35 | | |





| | | | |
|---|--|-----------------|-------|
|  | | | |
| 1 | | | |
| Part No. | 512294 | Ref. No. | 16082 |
| description | wash arm support mounting pos. lower D1 ø 46mm D2 ø 49mm D3 ø 60mm H 178mm | | |
| For models: | M60, T5-80 | | |


| | | | |
|---|---|-----------------|-------|
|  | | | |
| 1 | | | |
| Part No. | 511973 | Ref. No. | 38714 |
| description | wash arm support mounting pos. lower ED ø 55.5mm L 110mm SS ID ø 50.7mm seat ø 20mm | | |


| | | | |
|---|---|-----------------|-----------------|
|  | | | |
| 1 | | | |
| Part No. | 524464 | Ref. No. | 191102 36279 |
| description | wash arm support mounting pos. lower ø 59mm H 88mm ID ø 33mm | | |
| For models: | 60EBT, C53DE, C53E, C60DE, C60E, DP45DE, DP45E, DP50DE, DP50E, DP50EBT, SP45DE, SP45E, SP50DE, SP50E, SP50E-400V3-50Hz-MARINE, SP50E-440V3-60Hz-MARINE, ST53DE, ST53E, ST60DE, ST60E, ST60EBT | | |


| | | | |
|---|---|-----------------|----------------------------|
|  | | | |
| 1 | | | |
| Part No. | 511268 | Ref. No. | 33471 510503 H510503 |
| description | wash arm support mounting pos. upper | | |
| For models: | C98, CA120, CA55, CA90, CAP7, CAP7E, ED550, ED650E, ED650S, LO62, RCA1100, RCA1200, RCA1200i, SO55, SO55-400V3-50Hz-MARINE, SO55-440V3-60Hz-MARINE, SO55E | | |


| | | | |
|---|---|-----------------|-------|
|  | | | |
| 1 | | | |
| Part No. | 512044 | Ref. No. | 31448 |
| description | wash arm support mounting pos. upper | | |
| For models: | DP35, DP35D, INDY43F, INDY48F, STS43, STS43D, UNI43C, UNI48C, UNI48CD | | |


| | | | |
|---|--------------------------------------|-----------------|-------|
|  | | | |
| 1 | | | |
| Part No. | 512049 | Ref. No. | 21906 |
| description | wash arm support mounting pos. upper | | |

| | | | |
|---|---|-----------------|-------|
|  | | | |
| 1 | | | |
| Part No. | 512274 | Ref. No. | 34314 |
| description | wash arm support mounting pos. upper | | |
| For models: | 60BT, 60BT-3, C53, C53D, C60, C60D, DP35, DP35D, DP40, DP40D, DP45, DP45D, DP50, DP50D, DP50D-115V, GS-X1021, GS-X1021-WEH, RSP50, RSP50A, SD5BT, SP45, SP45D, SP50, SP50-400V, SP50-440V, SP50D, STS43, STS43D, STS48, STS48D, STS53, STS53D, STS60, STS60D, TN-TDN5, TN-TDN6, VS-X313, VS-X313-LP-DOS, VS-X515, VS-X515-LPDOS | | |


| | | | |
|---|--|-----------------|-------|
|  | | | |
| 1 | | | |
| Part No. | 512308 | Ref. No. | 31470 |
| description | wash arm support mounting pos. upper | | |
| For models: | C53, C53D, C60, C60D, DP40, DP40D, DP45, DP45D, DP50, DP50D, INDY53F, INDY60F, SP45, SP45D, SP50, SP50-400V, SP50-440V, SP50D, STS48, STS48D, STS53, STS53D, STS60, STS60D, UNI53C, UNI60C | | |


| | | | |
|---|---|-----------------|---------|
|  | | | |
| 1 | | | |
| Part No. | 512323 | Ref. No. | H190222 |
| description | wash arm support mounting pos. upper | | |
| For models: | DP35-2, DP35D-2, DP40-2, DP40D-2, DP40D-rib2, DP40-rib2, GSX1021-2, GS-X1021-2rib, GS-X1021-WEH-2, GS-X1021-WEH-2rib, ST-43DE, ST43E, ST48DE, ST48E, STS43-2, STS43D-2, STS48-2, STS48D-2, STS48D-rib2, STS48-rib2, TDN4-2rib | | |


| | | | |
|---|---|-----------------|-------|
|  | | | |
| 1 | | | |
| Part No. | 511954 | Ref. No. | 38715 |
| description | wash arm support mounting pos. upper ED ø 68mm L 110mm SS seat ø 20mm | | |


| | | | |
|---|--|-----------------|--------|
|  | | | |
| 1 | | | |
| Part No. | 512489 | Ref. No. | 190944 |
| description | wash arm support mounting pos. upper thread M6 | | |




| | | | |
|---|---|-----------------|-----------------|
|  | | | |
| Part No. | 511179 | Ref. No. | 190215 35511 |
| description | wash arm support mounting pos. upper thread M8 shaft L 55mm | | |
| For models: | C6, C6D, C6DE, C6E, C6EBT, SP5, SP5D, SP5DE, SP5E | | |


| | | | |
|---|---|-----------------|----------------------------|
|  | | | |
| Part No. | 510319 | Ref. No. | 33470 510238 H510238 |
| description | wash arm support mounting pos. upper/lower | | |
| For models: | C81, C81E, C81EBT, C90, C90DE, C90E, C90EBT, C98, CA120, CA55, CA90, CAP7, CAP7E, ED550, ED650E, ED650S, LO50, LO50E, LO62, RCA1100, RCA1200, RCA1200i, RLO50, SMW15, SMW15E, SO55, SO55-400V3-50Hz-MARINE, SO55-440V3-60Hz-MARINE, SO55E, SP81, SP81E, US-X501 | | |


| | | | |
|---|---|-----------------|---------|
|  | | | |
| Part No. | 510448 | Ref. No. | H190209 |
| description | wash arm support with rinse arm shaft mounting pos. upper | | |
| For models: | C35E, C43-2, C43DE, C43E, C46DE, C46E, C48-2, C48D-2, C48E, GSX1011-2, GS-X1011-WEH-2, RSP40, RSP40A, SP35-2, SP35DE, SP35E, SP40-2, SP40D-2, SP40DE, SP40E, SPB35E | | |


| | | | |
|---|--|-----------------|-------------------|
|  | | | |
| Part No. | 510114 | Ref. No. | 190227 H190227 |
| description | wash arm support with rinse arm shaft mounting pos. upper/lower ø 74mm H 142mm | | |
| For models: | C90DE2, C90E2, C90EBT2, CAP10, CAP10BT, CAP10DE, CAP12, CAP12DE, CAP12EBT, CAP15EBT, CAP7E, EDI4, HD40ALTABT, HD40BT, LO56, SO100, SO100-400V3-50Hz-MARINE, SO100-440V3-60Hz-MARINE, SO120 | | |


rinse arm shafts


| | | | |
|---|---|-----------------|----------------------------|
|  | | | |
| Part No. | 510318 | Ref. No. | 33460 340499 H340499 |
| description | rinse arm shaft | | |
| For models: | C98, CA120, CA55, CA90, CAP7, CAP7E, ED550, ED650E, ED650S, LO62, RCA1100, RCA1200, RCA1200i, SO55, SO55-400V3-50Hz-MARINE, SO55-440V3-60Hz-MARINE, SO55E | | |

| | | | |
|---|--|-----------------|-------|
|  | | | |
| Part No. | 512066 | Ref. No. | 18825 |
| description | rinse arm shaft | | |
| For models: | C53, C53D, C60, C60D, DP45, DP45D, DP50, DP50D, SP45, SP45D, SP50, SP50-400V, SP50-440V, SP50D, STS43, STS43D, STS48, STS48D, STS53, STS53D, STS60, STS60D | | |


| | | | |
|---|--|-----------------|-------|
|  | | | |
| Part No. | 512210 | Ref. No. | 34997 |
| description | rinse arm shaft | | |
| For models: | C81, C81E, C81EBT, C90, C90DE, C90E, C90EBT, DP35-2, DP35D-2, DP40-2, DP40D-2, DP40D-rib2, DP40-rib2, EDI13, EDI13ALTA, EDI6, EDI8, GS-X1021-2, GS-X1021-2rib, GS-X1021-WEH-2, GS-X1021-WEH-2rib, LO134, LO134ALTA, LO50, LO50E, LO67, LO83, RLO200, RLO300, RLO400, RLO50, SMW15, SMW15E, SP81, SP81E, ST43DE, ST43E, ST48DE, ST48E, ST48EBT, STS43-2, STS43D-2, STS48-2, STS48D-2, STS48D-rib2, STS48-rib2, TDN4-2rib, US-X501 | | |


| | | | |
|---|---|-----------------|----------------|
|  | | | |
| Part No. | 512238 | Ref. No. | 17917 34351 |
| description | rinse arm shaft | | |
| For models: | APS43, APS48, APS48B, APS53, APS60, APSE43, APSE48, APSE53, APSE60, C3, C4, C53, C53D, C60, C60D, DP35, DP35D, DP40, DP40D, DP45, DP45D, DP50, DP50D, FW35, FW40, FW40B, FW45, FW50, SP45, SP45D, SP50, SP50-400V, SP50-440V, SP50D, STS43, STS43D, STS48, STS48D, STS53, STS53D, STS60, STS60D | | |

| | | | |
|---|---|-----------------|-----------------|
|  | | | |
| Part No. | 512251 | Ref. No. | 251200 32403 |
| description | rinse arm shaft | | |
| For models: | APS43, APS48, APS48B, APS53, APS60, APSE43, APSE48, APSE53, APSE60, EDI13ALTABT, EDI13BT, EDI6BT, EDI8BT, FW35, FW40, FW40B, FW45, FW50, HD130BT, HG2LR, HGLR | | |

| | | | |
|---|--|-----------------|-------|
|  | | | |
| Part No. | 512261 | Ref. No. | 33699 |
| description | rinse arm shaft | | |
| For models: | C35, C43, C43ALTA, C43D, C48, C48D, C48DDL, C48DL, GS-X1011, GSX1011-WEH, SP35, SP35ALTA, SP35D, SP40, SP40D, SP40DDL, SP40DL, SPB35 | | |



| | | | |
|---|-------------------------------------|-----------------|-------|
|  | | | |
| 1 | | | |
| Part No. | 512292 | Ref. No. | 15243 |
| description | rinse arm shaft mounting pos. lower | | |
| For models: | T3-80, T4-80, T6-80 | | |

| | | | |
|---|--|-----------------|-------|
|  | | | |
| 1 | | | |
| Part No. | 512255 | Ref. No. | 34375 |
| description | rinse arm shaft mounting pos. upper | | |
| For models: | C35, C43, C43D, C48, C48D, SP35, SP35D, SP40, SP40D, SPB35 | | |


| | | | |
|---|---|-----------------|-------|
|  | | | |
| 1 | | | |
| Part No. | 512018 | Ref. No. | 34384 |
| description | rinse arm shaft mounting pos. upper/lower ø 16mm thread M10L L 38mm | | |
| For models: | 60BT, 60BT-3, C53, C53D, C60, C60D, C81, C90, DP35, DP35D, DP40, DP40D, DP45, DP45D, DP50, DP50D, DP50D-115V, GS-X1021, GS-X1021-WEH, LO50, RSP50, RSP50A, SD5BT, SP45, SP45D, SP50, SP50-400V, SP50-440V, SP50D, SP81, STS43, STS43D, STS48, STS48D, STS53, STS53D, STS60, STS60D, TN-TDN5, TN-TDN6, US-X501, VS-X313, VS-X313-LP-DOS, VS-X515, VS-X515-LP-DOS | | |

knobs

producer-specific knobs

HOONVED


| | | | |
|---|--|-----------------|-------------------------|
|  | | | |
| 1 | | | |
| Part No. | 111397 | Ref. No. | 25097 26668 26669 |
| description | knob ø 43.5mm shaft ø 6.5mm brown L 32mm | | |
| For models: | CM43, CM48, CM60, CMD43, CMD48, CMD52, CMD60, K80F, K80G | | |

| | | | |
|---|--|-----------------|-------------------|
|  | | | |
| 1 | | | |
| Part No. | 110093 | Ref. No. | 450323 H450323 |
| description | knob switch zero mark t.max.°C ø 42mm shaft ø 5x5mm shaft flat black | | |
| For models: | C98, EDI5, HG2LR, HGLR, LO61, LO62 | | |


| | | | |
|--|--|-----------------|---------|
|  | | | |
| 1 | | | |
| Part No. | 110062 | Ref. No. | H180111 |
| description | knob switch zero mark t.max.°C ø 45mm shaft ø 5x5mm shaft flat black | | |
| For models: | EDT100, EDT140, EDT170, EDT200, EDT230, EDT85, TR100, TR140, TR170, TR200, TR90, TR-E100, TR-E150, TR-E170, TR-E200, TR-E230, TR-E90 | | |

accessories

button springs

| | | | |
|---|--|-----------------|-------|
|  | | | |
| 1 | | | |
| Part No. | 111497 | Ref. No. | 25828 |
| description | knob spring L 17mm W 6.3mm H 8.3mm thickness 0.6mm Qty 1 pcs | | |
| For models: | CM43, CM48, CM52, CM60, CMD43, CMD48, CMD52, CMD60, K80F, K80G | | |


rosettes

| | | | |
|--|---|-----------------|-------------------|
|  | | | |
| 1 | | | |
| Part No. | 110105 | Ref. No. | 191040 H191040 |
| description | rosette knob ø 42mm ø 56mm zero mark | | |
| For models: | 60EBT, AC101, AC151, AC181, AC201, AC241, AC91, C35E, C43DE, C43E, C46DE, C46E, C53DE, C53E, C60DE, C60E, C68DE, C68E, C68EBT, C6DE, C6E, C6EBT, C90DE2, C90E2, C90EBT2, CA55, CAP7, CAP7E, DP45DE, DP45E, DP50DE, DP50E, DP50EBT, ED550, EDT100, EDT140, EDT170, EDT200, EDT230, EDT85, HD130BT, HD40ALTABT, HD40BT, HD60BT, HD80BT, HT100, HT150, RCA1100, RCA1200, RCA1200i... (Other models you can see in the webshop) | | |

handles and hand wheels

handle rails

handle rails

| | | | |
|--|---|-----------------|-------------------|
|  | | | |
| 1 | | | |
| Part No. | 510454 | Ref. No. | 170806 H170806 |
| description | handle rail L 480mm W 52mm H 20mm Qty 1 pcs | | |



locks

snap locks

producer-specific

HOONVED



1

| | | | |
|--------------------|---|-----------------|-----------------|
| Part No. | 692100 | Ref. No. | 180508 37198 |
| description | snap lock L 36mm ø 17mm | | |
| For models: | 60EBT, C60DE, C60E, C6DE, C6E, C6EBT, SP50DE, SP50E | | |

miscellaneous



1

| | | | |
|--------------------|--|-----------------|-------------------|
| Part No. | 701044 | Ref. No. | 341016 H341016 |
| description | angle piece for catch hook L 54mm W 27mm H 8.5mm | | |
| For models: | AC101, AC151, AC181, AC201, AC241, AC91, EDT100, EDT140, EDT170, EDT200, EDT230, EDT85, TR100, TR140, TR170, TR200, TR230, TR90, TR-E100, TR-E150, TR-E170, TR-E200, TR-E230, TR-E90 | | |

equipment feet and end caps

equipment feet

with fixing plate



1

| | | | |
|--------------------|--|-----------------|-------------------|
| Part No. | 504350 | Ref. No. | 602222 H620222 |
| description | equipment foot for dishwasher L 135-230mm | | |
| For models: | EDT100, EDT140, EDT170, EDT200, EDT230, EDT85, TR100, TR140, TR170, TR200, TR230, TR90 | | |

screw-in feet



1

| | | | |
|--------------------|--|-----------------|-------|
| Part No. | 691652 | Ref. No. | 25209 |
| description | equipment foot thread M10 thread L 25mm H 8mm ø 25mm overall height 33mm WS 25 Qty 1 pcs | | |
| For models: | 60BT, 60BT-3, 60EBT, AP43E, AP48E, AP53E, AP60E, APS43, APS48, APS48B, APS53, APS60, APSE43, APSE48, APSE53, APSE60, C3, C35, C35E, C4, C43, C43-2, C43ALTA, C43D, C43DE, C43E, C46DE, C46E, C48, C48-2, C48D, C48D-2, C48DDL, C48DL, C48E, C53, C53D, C53DE, C53E, C6, C60, C60D, C60DE, C60E, C68DE, C68E, C68EBT, C6D, C6DE, C6E... (Other models you can see in the webshop) | | |

equipment feet with stem



1

| | | | |
|--------------------|---|-----------------|-------------------|
| Part No. | 701046 | Ref. No. | 210404 H210404 |
| description | equipment foot push-in ø 35mm H 5mm mounting ø 9.5mm overall height 19mm rubber Qty 1 pcs | | |
| For models: | AC101, AC151, AC181, AC201, AC241, AC91, EDT100, EDT140, EDT170, EDT200, EDT230, EDT85, TR100, TR140, TR170, TR200, TR230, TR90 | | |

baskets

warewashing baskets

steel wire baskets round

mix baskets



1

| | | | |
|--------------------|--|-----------------|-------|
| Part No. | 970519 | Ref. No. | 15412 |
| description | mix basket ED ø 355mm H 190mm seat ø 280mm | | |



1

| | | | |
|--------------------|--|-----------------|-------|
| Part No. | 970312 | Ref. No. | 15414 |
| description | mix basket ED ø 405mm H 160mm seat ø 280mm | | |
| For models: | CM48, CMD48, NK48, NKD48 | | |



1

| | | | |
|--------------------|--|-----------------|-------|
| Part No. | 970520 | Ref. No. | 15417 |
| description | mix basket ED ø 455mm H 160mm seat ø 390mm | | |
| For models: | CM52, CMD52, E50, NK52, NKD52 | | |



plastic baskets round



1

| | | | |
|--------------------|--|-----------------|-------|
| Part No. | 970518 | Ref. No. | 25132 |
| description | mix basket ED ø 360mm H 130mm seat ø 280mm mesh type wide-meshed/plastic | | |
| For models: | CM43, CM52, CMD43, E36, E40, E43, NK43, NK52, NKD43 | | |



1

| | | | |
|--------------------|---|-----------------|-------------------|
| Part No. | 970319 | Ref. No. | 660703 H660703 |
| description | mix basket ED ø 380mm H 160mm seat ø 365mm mesh type close-meshed/plastic | | |

accessories

cutlery inserts



1

| | | | |
|--------------------|---|-----------------|-------|
| Part No. | 970349 | Ref. No. | 15464 |
| description | cutlery insert L 130mm W 57mm ømm H 110mm | | |



1

| | | | |
|--------------------|--|-----------------|-------|
| Part No. | 976017 | Ref. No. | 15465 |
| description | cutlery insert L 150mm W 130mm ømm H 110mm plastic | | |
| For models: | CM52, CM60, CMD52, E50, ED650E-90, ED650S, ED650S-90, K80F, K80G, M60, NK52, NK60, NKD52, T5-80, T6-80 | | |

basket holders



1

| | | | |
|------------------------|---|-----------------|-------|
| Part No. | 971146 | Ref. No. | 37807 |
| description | basket support L 585mm W 530mm for basket 500x500mm suitable for CAP7 stainless steel | | |
| For models: | CAP7E, SO55E | | |
| accessories for | 971146 | | |



| | | | |
|-----------------|--------|-----------------|-------|
| Part No. | 524465 | Ref. No. | 36465 |
|-----------------|--------|-----------------|-------|

roller plastic for basket holder ø 34mm

miscellaneous

1

| | | | |
|--------------------|-------------------------|-----------------|---------|
| Part No. | 970055 | Ref. No. | H660803 |
| description | pin for dishwasher rack | | |

1

| | | | |
|--------------------|-------------------------|-----------------|---------|
| Part No. | 970056 | Ref. No. | H660804 |
| description | pin for dishwasher rack | | |

1

| | | | |
|--------------------|--|-----------------|-------|
| Part No. | 524465 | Ref. No. | 36465 |
| description | roller plastic for basket holder ø 34mm | | |
| For models: | CAP7, CAP7E, SO55, SO55-400V3-50Hz-MARINE, SO55-440V3-60Hz-MARINE, SO55E | | |

gaskets

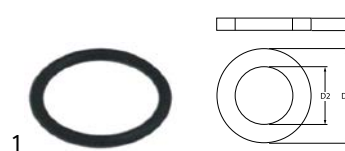
O-rings

EPDM



1


| | | | |
|--------------------|--|-----------------|-----------------------------|
| Part No. | 510302 | Ref. No. | 29670 H200823 H200824 |
| description | O-ring EPDM ID ø 12.42mm thickness 1.78mm Qty 1 pcs | | |
| For models: | AP43E, AP48E, AP53E, AP60E, APS43, APS48, APS48B, APS53, APS60, APSE43, APSE48, APSE53, APSE60, BPS43, BPS52, C68DE, C68E, E40-2F, EDT100, EDT140, EDT85, FW35, FW35E, FW40, FW40B, FW40E, FW45, FW50, INDY43F, INDY48F, INDY53F, INDY60F, SP68DE, SP68E, TR100, TR140, TR90, TR-E100, TR-E150, TR-E170, TR-E200, TR-E230, TS43, TS48, UNI43C, UNI48C, UNI48CD, UNI53C, UNI60C | | |





1

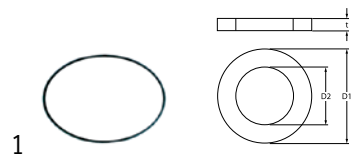
| | | | |
|--------------------|---|-----------------|------------------|
| Part No. | 504512 | Ref. No. | 25243 H200826 |
| description | O-ring EPDM thickness 1.78mm ID ø 14mm Qty 1 pcs | | |
| For models: | BPN48, BPS43, BPS52, E40, E40-2F, E43, E50, INDY43F, INDY48F, INDY53F, INDY60F, TS43, TS48, UNI43C, UNI48C, UNI48CD, UNI53C, UNI60C | | |

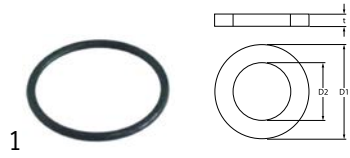


| | | | |
|---|--|-----------------|-------|
|  | | | |
| Part No. | 528243 | Ref. No. | 32831 |
| description | O-ring EPDM thickness 1.78mm ID \varnothing 15.6mm Qty 1 pcs | | |
| For models: | 60BT, 60BT-3, 60EBT, AP43E, AP48E, AP53E, AP60E, APS43, APS48, APS48B, APS53, APS60, APSE43, APSE48, APSE53, APSE60, BPN48, BPS43, BPS52, C3, C35, C35E, C4, C43, C43-2, C43ALTA, C43D, C43DE, C43E, C46DE, C46E, C48, C48-2, C48D, C48D-2, C48DDL, C48DL, C48E, C53, C53D, C53DE, C53E, C6, C60, C60D, C60DE, C60E, C68DE, C68E, C68EBT...(Other models you can see in the webshop) | | |


| | | | |
|--|--|-----------------|---------|
|  | | | |
| Part No. | 530293 | Ref. No. | H200809 |
| description | O-ring EPDM thickness 1.78mm ID \varnothing 8.73mm Qty 1 pcs | | |
| For models: | EDI13, EDI13-2, EDI13ALTA, EDI13ALTA-2, EDI13ALTABT, EDI13BT, EDI4, EDI6, EDI6-2, EDI6BT, EDI8, EDI8-2, EDI8BT, EDT100, EDT140, EDT170, EDT200, EDT230, EDT85, LO134, LO134-2, LO134ALTA, LO134ALTA-2, LO56, LO67, LO67-2, LO83, LO83-2, RLO200, RLO300, RLO400, TR100, TR140, TR170, TR200, TR230, TR90, TR-E100, TR-E150, TR-E170, TRE200, TR-E230, TR-E90 | | |


| | | | |
|---|--|-----------------|-------|
|  | | | |
| Part No. | 510322 | Ref. No. | 27050 |
| description | O-ring EPDM thickness 1.78mm ID \varnothing 17.17mm Qty 1 pcs | | |
| For models: | C35, C35E, C43, C43-2, C43ALTA, C43D, C43DE, C43E, C46DE, C46E, C48, C48-2, C48D, C48D-2, C48DDL, C48DL, C48E, C6, C6D, C6DE, C6E, C6EBT, E40-2F, ED600-95, ED700-90, ED900-90, EDI5, GS-X1011, GS-X1011-2, GS-X1011-WEH, GS-X1011-WEH-2, INDY43F, INDY48F, INDY53F, INDY60F, K80F, LO122, LO60, LO61, LO78, RSP40, RSP40A, SP35, SP35-2, SP35ALTA, SP35D, SP35DE, SP35E, SP40, SP40-2...(Other models you can see in the webshop) | | |


| | | | |
|--|--|-----------------|-------|
|  | | | |
| Part No. | 510556 | Ref. No. | 35497 |
| description | O-ring EPDM thickness 1.78mm ID \varnothing 94.97mm Qty 1 pcs pump type T110 | | |
| For models: | C35E, C43-2, C43DE, C43E, C46DE, C46E, C48-2, C48D-2, C48E, C68DE, C68E, C68EBT, DP35-2, DP35D-2, DP40-2, DP40D-2, DP40D-rib2, DP40-rib2, GS-X1011-2, GS-X1011-WEH-2, GS-X1021-2, GS-X1021-2rib, GS-X1021-WEH-2, GS-X1021-WEH-2rib, RSP40, RSP40A, SP35-2, SP35DE, SP35E, SP40-2, SP40D-2, SP40DE, SP40E, SP68DE, SP68E, SPB35E, ST43DE, ST43E, ST48DE, ST48E, ST48EBT, STS43-2, STS43D-2, STS48-2, STS48D-2, STS48D-rib2, STS48-rib2, TDN4-2rib | | |

| | | | |
|--|---|-----------------|-------|
|  | | | |
| Part No. | 517045 | Ref. No. | 28224 |
| description | O-ring EPDM thickness 1.78mm ID \varnothing 21.95mm Qty 1 pcs | | |

| | | | |
|---|--|-----------------|-------|
|  | | | |
| Part No. | 511237 | Ref. No. | 34360 |
| description | O-ring EPDM thickness 1mm ID \varnothing 7mm Qty 1 pcs | | |
| For models: | 60BT, 60BT-3, 60EBT, AP43E, AP48E, AP53E, AP60E, APS43, APS48, APS48B, APS53, APS60, C35, C43, C43D, C48, C48D, C53, C53D, C53DE, C53E, C60, C60D, C60DE, C60E, C68DE, C68E, C68EBT, C81, C90, CAP10, CAP10BT, CAP10DE, CAP7, CAP7E, DP35, DP35-2, DP35D, DP35D-2, DP40, DP40-2, DP40D, DP40D-2, DP40D-rib2, DP40-rib2, DP45, DP45D, DP45DE, DP45E, DP50...(Other models you can see in the webshop) | | |

| | | | |
|---|--|-----------------|----------------------------|
|  | | | |
| Part No. | 510303 | Ref. No. | 31014 456030 H200818 |
| description | O-ring EPDM thickness 1.78mm ID \varnothing 6.75mm Qty 1 pcs | | |
| For models: | APS43, APS48, APS48B, APS53, APS60, BPS43, C68DE, C68E, C81E, C81EBT, C90, C90DE, C90DE2, C90E, C90E2, C90EBT, C90EBT2, C98, CA120, CA55, CA90, ED550, ED650E, ED650S, FW35, FW40, FW40B, FW45, FW50, LO50, LO50E, LO62, RCA1100, RCA1200, RCA1200i, RLO50, SMW15, SMW15E, SP68DE, SP68E, SP81E, TS43, TS48, US-X501 | | |

| | | | |
|--|--|-----------------|--------|
|  | | | |
| Part No. | 511191 | Ref. No. | 200813 |
| description | O-ring EPDM thickness 2.21mm ID \varnothing 16.36mm Qty 1 pcs | | |
| For models: | C68DE, C68E, C68EBT, CAP15EBT, HD130BT, HD40ALTABT, HD40BT, HD60BT | | |

| | | | |
|---|---|-----------------|-------|
|  | | | |
| Part No. | 510177 | Ref. No. | 30475 |
| description | O-ring EPDM thickness 1.78mm ID \varnothing 7.66mm Qty 1 pcs | | |
| For models: | BPS43, BPS52, E40-2F, INDY43F, INDY48F, INDY53F, INDY60F, TS43, TS48, UNI43C, UNI48C, UNI48CD, UNI53C, UNI60C | | |



| | | | |
|--------------------|--|-----------------|-------|
| Part No. | 505310 | Ref. No. | 32589 |
| description | O-ring EPDM thickness 2.62mm ID ø 107.62mm Qty 1 pcs | | |
| For models: | APS43, APS48, APS48B, APS53, APS60, APSE43, APSE48, APSE53, APSE60, BPN48, BPS43, BPS52, FW35, FW40, FW40B, FW45, FW50 | | |

| | | | |
|--------------------|--|-----------------|-----------------|
| Part No. | 502036 | Ref. No. | 200805 25239 |
| description | O-ring EPDM thickness 2.62mm ID ø 28.25mm Qty 1 pcs | | |
| For models: | 60BT, 60BT-3, 60EBT, AP43E, AP48E, AP53E, AP60E, APS43, APS48, APS48B, APS53, APS60, APSE43, APSE48, APSE53, APSE60, BPN48, BPS43, BPS52, C3, C35, C35E, C4, C43, C43-2, C43ALTA, C43D, C43DE, C43E, C46DE, C46E, C48, C48-2, C48D, C48D-2, C48DDL, C48DL, C48E, C53, C53D, C53DE, C53E, C6, C60, C60D, C60DE, C60E, C68DE, C68E, C68EBT...(Other models you can see in the webshop) | | |

| | | | |
|--------------------|--|-----------------|-------|
| Part No. | 507309 | Ref. No. | 33798 |
| description | O-ring EPDM thickness 2.62mm ID ø 17.13mm Qty 1 pcs | | |
| For models: | CDN3, CDN4, CR43, CR43D, CR48, CR48D, SPR36, SPR36D, SPR41, SPR41D | | |

| | | | |
|--------------------|---|-----------------|-------|
| Part No. | 517104 | Ref. No. | 31639 |
| description | O-ring EPDM thickness 2.62mm ID ø 31.42mm Qty 1 pcs | | |
| For models: | E40-2F, INDY43F, INDY48F, INDY53F, INDY60F, TS48, UNI43C, UNI48C, UNI48CD, UNI53C, UNI60C | | |

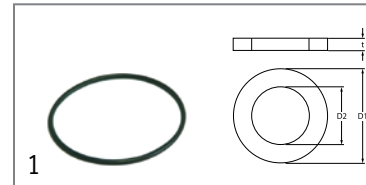
| | | | |
|--------------------|---|-----------------|-------|
| Part No. | 516026 | Ref. No. | 25242 |
| description | O-ring EPDM thickness 2.62mm ID ø 17.86mm Qty 1 pcs | | |

| | | | |
|--------------------|--|-----------------|-------|
| Part No. | 512111 | Ref. No. | 28226 |
| description | O-ring EPDM thickness 2.62mm ID ø 45.69mm Qty 1 pcs | | |
| For models: | 60BT, 60BT-3, 60EBT, AP43E, AP48E, AP53E, AP60E, APS43, APS48, APS48B, APS53, APS60, APSE43, APSE48, APSE53, APSE60, BPN48, BPS43, BPS52, C3, C35, C35E, C4, C43, C43-2, C43ALTA, C43D, C43DE, C43E, C46DE, C46E, C48, C48-2, C48D, C48D-2, C48DDL, C48DL, C48E, C53, C53D, C53DE, C53E, C6, C60, C60D, C60DE, C60E, C68DE, C68E, C68EBT...(Other models you can see in the webshop) | | |

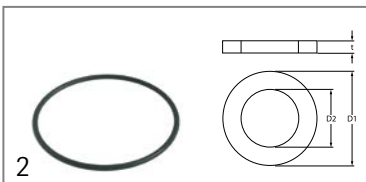
| | | | |
|--------------------|--|-----------------|-------|
| Part No. | 505073 | Ref. No. | 34332 |
| description | O-ring EPDM thickness 2.62mm ID ø 20.63mm Qty 1 pcs | | |
| For models: | 60BT, 60BT-3, 60EBT, C35E, C43-2, C43ALTA, C43DE, C43E, C46DE, C46E, C48-2, C48D-2, C48DDL, C48DL, C48E, C53, C53D, C53DE, C53E, C60, C60D, C60DE, C60E, C68DE, C68E, C68EBT, C6DE, C6E, C6EBT, C81, C81E, C81EBT, C90, C90DE, C90E, C90EBT, C98, DP35, DP35-2, DP35D, DP35D-2, DP40, DP40-2, DP40D, DP40D-2, DP40D-rib2, DP40-rib2, DP45, DP45D, DP45DE...(Other models you can see in the webshop) | | |

| | | | |
|--------------------|---|-----------------|-------|
| Part No. | 512056 | Ref. No. | 32310 |
| description | O-ring EPDM thickness 2.62mm ID ø 50.47mm Qty 1 pcs | | |
| For models: | 60BT, 60BT-3, APS43, APS48, APS48B, APS53, APS60, APSE43, APSE48, APSE53, APSE60, C3, C35, C4, C43, C43ALTA, C43D, C48, C48D, C48DDL, C48DL, C53, C53D, C60, C60D, DP35, DP35D, DP40, DP40D, DP45, DP45D, DP50, DP50D, DP50D-115V, FW35, FW40, FW40B, FW45, FW50, GS-X1011, GS-X1011-WEH, GS-X1021, GS-X1021-WEH, RSP50, RSP50A, SD5BT, SP35, SP35ALTA, SP35D, SP40...(Other models you can see in the webshop) | | |

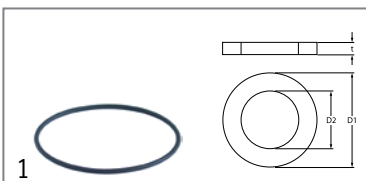
| | | | |
|--------------------|---|-----------------|-------|
| Part No. | 512071 | Ref. No. | 25238 |
| description | O-ring EPDM thickness 2.62mm ID ø 22.22mm Qty 1 pcs | | |
| For models: | APS43, APS48, APS53, APS60, APSE43, APSE48, APSE53, APSE60, C3, C4, E40, E40-2F, ED650S-90, INDY43F, INDY48F, INDY53F, INDY60F, UNI43C, UNI48C, UNI48CD, UNI53C, UNI60C | | |

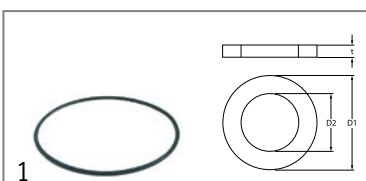
| | | | |
|--------------------|---|-----------------|-------|
| Part No. | 512114 | Ref. No. | 31657 |
| description | O-ring EPDM thickness 2.62mm ID \emptyset 55.25mm Qty 1 pcs | | |
| For models: | E40-2F, INDY43F, INDY48F, UNI43C, UNI48C, UNI48CD, UNI53C, UNI60C | | |



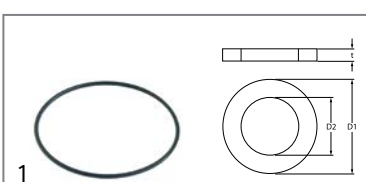
| | | | |
|--------------------|--|-----------------|-------|
| Part No. | 505311 | Ref. No. | 31386 |
| description | O-ring EPDM thickness 2.62mm ID \emptyset 67.95mm Qty 1 pcs | | |
| For models: | BPN48, BPS43, BPS52, CAP10, CAP12, ED600-95, ED700-90, ED900-90, EDI5, LO122, LO60, LO61, LO78, SO100, SO120 | | |



| | | | |
|--------------------|--|-----------------|-------|
| Part No. | 511395 | Ref. No. | 25245 |
| description | O-ring EPDM thickness 2.62mm ID \emptyset 71.12mm Qty 1 pcs | | |
| For models: | APS43, APS48, APS48B, APS53, APS60, APSE43, APSE48, APSE53, APSE60, C35, C43, C43ALTA, C43D, C48, C48D, C48DDL, C48DL, C53, C53D, C60, C60D, CM43, CM48, CM52, CM60, CR43, CR43D, CR48, CR48D, DP35, DP35-2, DP35D, DP35D-2, DP40, DP40-2, DP40D, DP40D-2, DP40D-rib2, DP40-rib2, DP45, DP45D, DP50, DP50D, FW35, FW40, FW40B, FW45, FW50, GS-X1021-2, GS-X1021-2rib...(Other models you can see in the webshop) | | |




| | | | |
|--------------------|--|-----------------|----------------|
| Part No. | 528800 | Ref. No. | 33183 34224 |
| description | O-ring EPDM thickness 2.62mm ID \emptyset 75.87mm Qty 1 pcs | | |
| For models: | C3, C35, C4, C43, C43D, C48, C48D, C98, CDN3, CDN4, CR43, CR43D, CR48, CR48D, EDI13, EDI13-2, EDI13ALTA, EDI13ALTA-2, EDI6, EDI6-2, EDI8, EDI8-2, HD130BT, HD60BT, HD80BT, LO134, LO134-2, LO134ALTA, LO134ALTA-2, LO62, LO67, LO67-2, LO83, LO83-2, RLO200, RLO300, RLO400, SMW15E, SP35, SP35D, SP40, SP40D, SPB35, SPR36, SPR36D, SPR41, SPR41D | | |




| | | | |
|--------------------|--|-----------------|----------------|
| Part No. | 512235 | Ref. No. | 31057 31784 |
| description | O-ring EPDM thickness 2.62mm ID \emptyset 88.57mm Qty 1 pcs | | |
| For models: | APS43, APS48, APS48B, APS53, APS60, APSE43, APSE48, APSE53, APSE60, C53, C53D, C60, C60D, DP35, DP35D, DP40, DP40D, DP45, DP45D, DP50, DP50D, FW35, FW40, FW40B, FW45, FW50, INDY43F, INDY48F, INDY53F, INDY60F, SP45, SP45D, SP50, SP50-400V, SP50-440V, SP50D, STS43, STS43D, STS48, STS48D, STS53, STS53D, STS60, STS60D, TS48, UNI43C, UNI48C, UNI48CD, UNI53C, UNI60C | | |




| | | | |
|--------------------|--|-----------------|-------|
| Part No. | 528583 | Ref. No. | 33792 |
| description | O-ring EPDM thickness 2.62mm ID \emptyset 9.13mm Qty 1 pcs | | |
| For models: | C35, C35E, C43, C43-2, C43ALTA, C43D, C43DE, C43E, C46DE, C46E, C48, C48-2, C48D, C48D-2, C48DDL, C48DL, C48E, C6, C6D, C6DE, C6E, C6EBT, CDN3, CDN4, CR43, CR43D, CR48, CR48D, GS-X1011, GS-X1011-2, GS-X1011-WEH, GS-X1011-WEH-2, RSP40, RSP40A, SP35, SP35-2, SP35ALTA, SP35D, SP35DE, SP35E, SP40, SP40-2, SP40D, SP40D-2, SP40DDL, SP40DE, SP40DL, SP40E, SP5, SP5D...(Other models you can see in the webshop) | | |



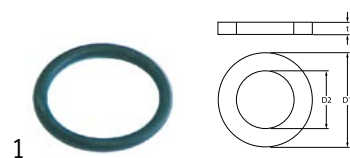
| | | | |
|--------------------|---|-----------------|---------|
| Part No. | 510901 | Ref. No. | H200843 |
| description | O-ring EPDM thickness 2mm ID \emptyset 13mm Qty 1 pcs | | |
| For models: | C35, C35E, C43, C43-2, C43ALTA, C43D, C43DE, C43E, C46DE, C46E, C48, C48-2, C48D, C48D-2, C48DDL, C48DL, C48E, C6, C6D, C6DE, C6E, GS-X1011, GS-X1011-2, GS-X1011-WEH, GS-X1011-WEH-2, RSP40, RSP40A, SP35, SP35-2, SP35ALTA, SP35D, SP35DE, SP35E, SP40, SP40-2, SP40D, SP40D-2, SP40DDL, SP40DE, SP40DL, SP40E, SP5, SP5D, SP5DE, SP5E, SPB35, SPB35E | | |




| | | | |
|--------------------|--|-----------------|-------|
| Part No. | 510902 | Ref. No. | 33790 |
| description | O-ring EPDM thickness 2mm ID \emptyset 9.5mm Qty 1 pcs | | |
| For models: | C35, C35E, C43, C43-2, C43ALTA, C43D, C43DE, C43E, C46DE, C46E, C48, C48-2, C48D, C48D-2, C48DDL, C48DL, C48E, C6, C6D, C6DE, C6E, C6EBT, C81, C81E, C81EBT, C90, C90DE, C90E, C90EBT, CDN3, CDN4, CR43, CR43D, CR48, CR48D, EDI13, EDI13ALTA, EDI6, EDI8, GS-X1011, GS-X1011-2, GS-X1011-WEH, GS-X1011-WEH-2, LO134, LO134ALTA, LO50, LO50E, LO67, LO83, RLO200...(Other models you can see in the webshop) | | |




| | | | |
|--------------------|--|-----------------|-----------------|
| Part No. | 511322 | Ref. No. | 200869 30479 |
| description | O-ring EPDM thickness 3.53mm ID \emptyset 20.22mm Qty 1 pcs | | |
| For models: | 60EBT, AP53E, AP60E, C35E, C43-2, C43ALTA, C43DE, C43E, C46DE, C46E, C48-2, C48D-2, C48DDL, C48DL, C48E, C53, C53D, C53DE, C53E, C60DE, C60E, C68DE, C68E, C68EBT, C6DE, C6E, C6EBT, DP35, DP35-2, DP35D, DP35D-2, DP40, DP40-2, DP40D, DP40D-2, DP40D-rib2, DP40-rib2, DP45, DP45D, DP45DE, DP45E, DP50DE, DP50E, DP50EBT, ED700-90, ED900-90, GS-X1011, GS-X1011-2, GS-X1011-WEH, GS-X1011-WEH-2...(Other models you can see in the webshop) | | |


| | | | |
|--------------------|--|-----------------|-------|
| Part No. | 511521 | Ref. No. | 30944 |
| description | O-ring EPDM thickness 3.53mm ID ø 28.17mm Qty 10 pcs | | |
| For models: | BPN48, BPS43, BPS52 | | |




| | | | |
|--------------------|---|-----------------|-------|
| Part No. | 521120 | Ref. No. | 25249 |
| description | O-ring EPDM thickness 5.34mm ID ø 37.47mm Qty 1 pcs | | |




| | | | |
|--------------------|--|-----------------|-------------------|
| Part No. | 510899 | Ref. No. | 200830 H200830 |
| description | O-ring EPDM thickness 3.53mm ID ø 37.69mm Qty 1 pcs | | |
| For models: | AC101, AC151, AC181, AC201, AC241, AC91, EDT100, EDT140, EDT170, EDT200, EDT230, EDT85, TR100, TR140, TR170, TR200, TR230, TR90, TR-E100, TR-E150, TR-E170, TR-E200, TR-E230, TR-E90 | | |




| | | | |
|--------------------|--|-----------------|----------------|
| Part No. | 510408 | Ref. No. | 200820 8662 |
| description | O-ring EPDM thickness 5.34mm ID ø 47mm Qty 1 pcs | | |
| For models: | 60EBT, AP43E, AP48E, C35E, C43DE, C43E, C46DE, C46E, C53DE, C53E, C6, C60DE, C60E, C68DE, C68E, C68EBT, C6D, C6DE, C6E, C6EBT, DP45DE, DP45E, DP50DE, DP50E, DP50EBT, FW35E, FW40E, SP35DE, SP35E, SP40DE, SP40E, SP45DE, SP45E, SP50DE, SP50E, SPB35E, ST43DE, ST43E, ST48DE, ST48E, ST48EBT, ST53DE, ST53E, ST60DE, ST60E, ST60EBT | | |




| | | | |
|--------------------|--|-----------------|-------|
| Part No. | 506015 | Ref. No. | 25246 |
| description | O-ring EPDM thickness 3.53mm ID ø 39.69mm Qty 1 pcs | | |
| For models: | C43D, C43DE, C46DE, C46E, C48D, C48D-2, C48DDL, C48E, C53D, C53DE, C60D, C60DE, C68DE, C68E, C6D, C6DE, C90DE, C90DE2, CDN3, CDN4, CMD43, CMD48, CMD52, CMD60, CR43D, CR48D, DP35D, DP35D-2, DP40D, DP40D-2, DP40D-rib2, DP45D, DP45DE, DP50D, DP50D-115V, DP50DE, GS-X1011, GS-X1011-2, GS-X1011-WEH, GS-X1011-WEH-2, GS-X1021, GS-X1021-2, GS-X1021-2rib, GSX1021-WEH, GS-X1021-WEH-2, GS-X1021-WEH-2rib, NKD43, NKD48, NKD52, NKD60...(Other models you can see in the webshop) | | |



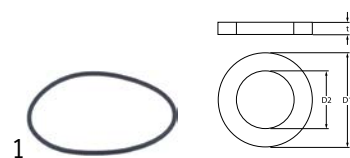
| | | | |
|--------------------|---|-----------------|----------------------------|
| Part No. | 510409 | Ref. No. | 200815 33402 H200815 |
| description | O-ring EPDM thickness 5.34mm ID ø 56.52mm Qty 1 pcs | | |
| For models: | 60BT, 60BT-3, 60EBT, AC101, AC151, AC181, AC201, AC241, AC91, AP53E, AP60E, APS43, APS48, APS48B, APS53, APS60, C53, C53D, C53DE, C53E, C60, C60D, C60DE, C60E, C68DE, C68E, C68EBT, C6DE, C6E, C6EBT, C81, C81E, C81EBT, C90, C90DE, C90DE2, C90E, C90E2, C90EBT, C90EBT2, C98, CA120, CA55, CA90, CAP10, CAP10BT, CAP10DE, CAP12, CAP12DE, CAP12EBT...(Other models you can see in the webshop) | | |



| | | | |
|--------------------|--|-----------------|-----------------|
| Part No. | 528192 | Ref. No. | 200842 31948 |
| description | O-ring EPDM thickness 3mm ID ø 56mm Qty 1 pcs | | |
| For models: | 60EBT, AP43E, AP48E, AP53E, AP60E, APS43, APS48, APS48B, APS53, APS60, APSE43, APSE48, APSE53, APSE60, BPN48, BPS43, BPS52, C35E, C43-2, C43DE, C43E, C46DE, C46E, C48-2, C48D-2, C48E, C53DE, C53E, C60DE, C60E, C68DE, C68E, C68EBT, C6DE, C6E, C6EBT, DP35-2, DP35D-2, DP40-2, DP40D-2, DP40D-rib2, DP40-rib2, DP45DE, DP45E, DP50DE, DP50E, DP50EBT, FW35, FW35E, FW40...(Other models you can see in the webshop) | | |



| | | | |
|--------------------|---|-----------------|-------------------------|
| Part No. | 510551 | Ref. No. | 26223 27066 33855 |
| description | pump cover gasket ID ø 158.3mm pump type 1214/1293/1225/2243/1226/1204/3473/1241 thickness 3.53mm EPDM Qty 1 pcs | | |
| For models: | C81, C81E, C81EBT, C90, C90DE, C90DE2, C90E, C90E2, C90EBT, C90EBT2, C98, CA120, CA55, CA90, CAP10, CAP10BT, CAP10DE, CAP12, CAP12DE, CAP12EBT, CAP7, CAP7E, ED550, ED600-95, ED630-90, ED650E, ED650E-90, ED650S, ED650S-90, ED700, ED900-90, EDI13, EDI13-2, EDI13ALTA, EDI13ALTA-2, EDI13ALTABT, EDI13BT, EDI4, EDI5, EDI6, EDI6-2, EDI6BT, EDI8, EDI8-2, EDI8BT, HD130BT, HD40ALTABT, HD40BT, HD60BT, HD80BT...(Other models you can see in the web-shop) | | |



| | | | |
|--------------------|--|-----------------|--------|
| Part No. | 524483 | Ref. No. | 200807 |
| description | O-ring EPDM thickness 4mm ID ø 110mm Qty 1 pcs | | |
| For models: | C90DE2, C90E2, C90EBT2, CAP10, CAP10DE, CAP12, CAP12DE, CAP12EBT, CAP15EBT, CAP7E, EDI4, HD40ALTABT, HD40BT, HT150, HTP195, HTP205, HTP220 | | |



NBR



| | | | |
|--------------------|--|-----------------|--------|
| Part No. | 532720 | Ref. No. | 200878 |
| description | O-ring NBR ID \varnothing 17.86mm thickness 2.62mm Qty 1 pcs | | |
| For models: | HT100, HT150, HTP195, HTP205, HTP220 | | |

sealing washers

fibre gaskets



| | | | |
|--------------------|---|-----------------|-----------------|
| Part No. | 504431 | Ref. No. | 25274 460535 |
| description | flat gasket FIBER ED \varnothing 12mm ID \varnothing 6mm thickness 2mm Qty 1 pcs | | |
| For models: | AP43E, AP48E, AP53E, AP60E, APS43, APS48, APS48B, APS53, APS60, APSE43, APSE48, APSE53, APSE60, BPN48, BPS43, BPS52, C3, C35, C35E, C4, C43, C43-2, C43ALTA, C43D, C43DE, C43E, C46DE, C46E, C48, C48-2, C48D, C48D-2, C48DDL, C48DL, C48E, C53, C53D, C6, C60, C60D, C6D, CDN3, CDN4, CM43, CM48, CM52, CM60, CMD43, CMD48, CMD52... (Other models you can see in the webshop) | | |



| | | | |
|--------------------|---|-----------------|-------|
| Part No. | 503003 | Ref. No. | 32520 |
| description | flat gasket FIBER ED \varnothing 27mm ID \varnothing 21mm thickness 2mm Qty 1 pcs | | |
| For models: | ED600-95, ED700-90, ED900-90, EDI5, LO122, LO60, LO61, LO78 | | |



| | | | |
|--------------------|--|-----------------|---------|
| Part No. | 510996 | Ref. No. | H460502 |
| description | flat gasket FIBER ED \varnothing 31mm ID \varnothing 21.5mm thickness 2mm for thread 1/2" Qty 1 pcs | | |
| For models: | C90, C90DE, C90E, C90EBT, C98, CA120, CA55, CA90, CAP10, CAP10BT, CAP12, CAP7, CAP7E, ED550, ED650E, ED650S, EDI13-2, EDI13ALTA-2, EDI13ALTABT, EDI13BT, EDI6-2, EDI6BT, EDI8-2, EDI8BT, EDT100, EDT140, EDT170, EDT200, EDT230, EDT85, LO134-2, LO134ALTA-2, LO50, LO50E, LO62, LO67-2, LO83-2, RCA1100, RCA1200, RCA1200i, RLO50, SMW15, SMW15E, SO100, SO100-400V3-50Hz-MARINE, SO100-440V3-60Hz-MARINE, SO120, SO55, SO55-400V3-50Hz-MARINE, SO55-440V3-60Hz-MARINE... (Other models you can see in the webshop) | | |



| | | | |
|--------------------|---|-----------------|-----------------|
| Part No. | 510355 | Ref. No. | 33372 460501 |
| description | gasket fibre ED \varnothing 24mm ID \varnothing 17mm thickness 2mm Qty 1 pcs | | |
| For models: | AC101, AC151, AC181, AC201, AC241, AC91, C81, C81E, C81EBT, C90, C90DE, C90E, C90EBT, C98, CA120, CA55, CA90, CAP7, CAP7E, ED550, ED650E, ED650S, EDI13, EDI13-2, EDI13ALTA, EDI13ALTA-2, EDI6, EDI8, EDI8-2, EDT100, EDT140, EDT170, EDT200, EDT230, EDT85, LO134, LO134-2, LO134ALTA, LO134ALTA-2, LO50, LO50E, LO62, LO67, LO83, LO83-2, RCA1100, RCA1200, RCA1200i, RLO300, RLO400... (Other models you can see in the webshop) | | |

rubber gaskets



| | | | |
|--------------------|--|-----------------|-----------------|
| Part No. | 505313 | Ref. No. | 200482 33453 |
| description | flat gasket Neoprene ED \varnothing 50mm ID \varnothing 35mm thickness 4mm Qty 1 pcs | | |
| For models: | C81, C81E, C81EBT, C90, C90DE, C90DE2, C90E, C90E2, C90EBT, C90EBT2, C98, CA120, CA55, CA90, CAP10, CAP10BT, CAP10DE, CAP12, CAP12DE, CAP12EBT, CAP15EBT, CAP7, CAP7E, ED550, ED650E, ED650S, EDI4, HD40ALTABT, HD40BT, LO50, LO50E, LO56, LO62, RCA1100, RCA1200, RCA1200i, RLO50, SMW15, SMW15E, SO100, SO100-400V3-50Hz-MARINE, SO100-440V3-60Hz-MARINE, SO120, SO55, SO55-400V3-50Hz-MARINE, SO55-440V3-60Hz-MARINE, SO55E, SP81, SP81E, US-X501 | | |




| | | | |
|--------------------|--|-----------------|-------|
| Part No. | 510761 | Ref. No. | 25263 |
| description | flat gasket rubber D1 \varnothing 38mm D2 \varnothing 25mm thickness 2mm Qty 1 pcs | | |
| For models: | 60BT, 60BT-3, 60EBT, APS43, APS48, APS48B, APS53, APS60, APSE43, APSE48, APSE53, APSE60, BPN48, BPS43, BPS52, C3, C35, C35E, C4, C43, C43-2, C43ALTA, C43D, C43DE, C43E, C46DE, C46E, C48, C48-2, C48D, C48D-2, C48DDL, C48DL, C48E, C53, C53D, C53DE, C53E, C6, C60, C60D, C60DE, C60E, C68DE, C68E, C68EBT, C6D, C6DE, C6E, C6EBT... (Other models you can see in the webshop) | | |





| | | | |
|--------------------|---|-----------------|-------|
| Part No. | 512070 | Ref. No. | 25257 |
| description | flat gasket rubber ED \varnothing 17.5mm ID \varnothing 13mm thickness 2mm Qty 1 pcs | | |
| For models: | APS43, APS48, APS53, APS60, APSE43, APSE48, APSE53, APSE60, C3, C35, C4, C43, C43D, C48, C48D, C53, C53D, C60, C60D, E36, E40, E40-2F, INDY43F, INDY48F, INDY53F, INDY60F, K80F, K80G, SP35, SP35D, SP40, SP40D, SP45, SP45D, SP50, SP50D, T3-80, T4-80, T5-80, UNI43C, UNI48C, UNI48CD, UNI53C, UNI60C | | |





| | | | |
|---|--|-----------------|-------|
|  | | | |
| 1 | | | |
| Part No. | 512376 | Ref. No. | 25266 |
| description | flat gasket rubber ED ø 18mm ID ø 10mm thickness 2mm Qty 1 pcs | | |
| For models: | 60BT, 60BT-3, 60EBT, AP43E, AP48E, AP53E, AP60E, APS43, APS48, APS48B, APS53, APS60, APSE43, APSE48, APSE53, APSE60, BPN48, BPS43, BPS52, C3, C35, C35E, C4, C43, C43-2, C43ALTA, C43D, C43DE, C43E, C46DE, C46E, C48, C48-2, C48D, C48D-2, C48DDL, C48DL, C48E, C53, C53D, C53DE, C53E, C6, C60, C60D, C60DE, C60E, C68DE, C68E, C68EBT...(Other models you can see in the webshop) | | |


| | | | |
|---|---|-----------------|-------------------|
|  | | | |
| 1 | | | |
| Part No. | 510877 | Ref. No. | 200415 H200415 |
| description | flat gasket rubber ED ø 18mm ID ø 10mm thickness 3mm Qty 1 pcs | | |
| For models: | 60EBT, AC101, AC151, AC181, AC201, AC241, AC91, C53DE, C53E, C6, C60DE, C60E, C68DE, C68E, C68EBT, C6D, C6DE, C6E, C6EBT, DP45DE, DP45E, DP50DE, DP50E, DP50EBT, EDT100, EDT140, EDT170, EDT200, EDT230, EDT85, HG2LR, HGLR, SP45DE, SP45E, SP5, SP50DE, SP50E, SP50E-400V3-50Hz-MARINE, SP50E-440V3-60Hz-MARINE, SP5D, SP5DE, SP5E, SP68DE, SP68E, ST53DE, ST53E, ST60DE, ST60E, ST60EBT | | |


| | | | |
|--|---|-----------------|---------|
|  | | | |
| 1 | | | |
| Part No. | 511283 | Ref. No. | H200927 |
| description | flat gasket rubber ED ø 30mm ID ø 20mm thickness 2mm Qty 1 pcs | | |
| For models: | C81E, CAP10, CAP10BT, CAP12, EDI13ALTABT, EDI13BT, EDI4, EDI5, EDI6BT, EDI8BT, EDT100, EDT140, EDT170, EDT200, EDT230, EDT85, LO56, LO61, SO100, SO100-400V3-50Hz-MARINE, SO100-440V3-60Hz-MARINE, SO120, SP81E, TR100, TR140, TR170, TR200, TR230, TR90, TR-E100, TR-E150, TR-E170, TR-E200, TR-E230, TR-E90 | | |


| | | | |
|---|---|-----------------|-------|
|  | | | |
| 1 | | | |
| Part No. | 512073 | Ref. No. | 25267 |
| description | flat gasket rubber ED ø 31mm ID ø 22mm thickness 2mm Qty 1 pcs | | |
| For models: | E36, E40-2F, ED600-95, ED630-90, ED650S, ED650S-90, ED700-90, ED900, ED900-90, EDI13, EDI13-2, EDI13ALTA, EDI13ALTA-2, EDI6, EDI6-2, EDI8, EDI8-2, K80F, K80G, LO122, LO134, LO134-2, LO134ALTA, LO134ALTA-2, LO60, LO67, LO67-2, LO78, LO83, LO83-2, RLO200, RLO300, RLO400, T3-80, T4-80, T5-80 | | |


| | | | |
|---|---|-----------------|-------|
|  | | | |
| 1 | | | |
| Part No. | 512346 | Ref. No. | 25261 |
| description | flat gasket rubber ED ø 44mm ID ø 32mm thickness 2.5mm Qty 1 pcs | | |
| For models: | CM43, CM48, CM52, CM60, CMD43, CMD48, CMD52, CMD60, E36, E40, E43, E50, ED600-95, ED630-90, ED650E, ED650E-90, ED650S, ED650S-90, ED700, ED700-90, ED900, ED900-90, EDI5, K80F, K80G, LO122, LO60, LO61, LO78, M60, NK43, NK48, NK52, NK60, NKD43, NKD48, NKD52, NKD60, T3-80, T4-80, T5-80, T6-80, UNI43R, UNI43RD, UNI48R, UNI48RD, UNI53R, UNI53RD | | |

| | | | |
|---|--|-----------------|------------------|
|  | | | |
| 1 | | | |
| Part No. | 510876 | Ref. No. | 33530 H200412 |
| description | flat gasket rubber ED ø 45mm ID ø 33mm thickness 3mm Qty 1 pcs | | |
| For models: | C81, C81E, C81EBT, C90, C90DE, C90DE2, C90E, C90E2, C90EBT, C90EBT2, C98, CA120, CA55, CA90, CAP10, CAP10BT, CAP10DE, CAP12, CAP12DE, CAP12EBT, CAP7, CAP7E, ED550, ED600-95, ED650E, ED650S, ED700-90, EDI13, EDI13-2, EDI13ALTA, EDI13ALTA-2, EDI13ALTABT, EDI13BT, EDI4, EDI5, EDI6, EDI6-2, EDI6BT, EDI8, EDI8-2, EDI8BT, EDT100, EDT140, EDT170, EDT200, EDT230, EDT85, HD130BT, HD40ALTABT, HD40BT...(Other models you can see in the webshop) | | |


| | | | |
|---|--|-----------------|--------|
|  | | | |
| 1 | | | |
| Part No. | 511196 | Ref. No. | 200919 |
| description | flat gasket rubber ED ø 59mm ID ø 48mm thickness 2mm Qty 1 pcs | | |
| For models: | 60EBT, C68EBT, C6EBT, C81EBT, C90EBT2, CAP10BT, CAP12EBT, DP50EBT, EDI13ALTABT, EDI13BT, EDI4, EDI6BT, EDI8BT, HD130BT, HD40ALTABT, HD40BT, HD60BT, HD80BT, ST48EBT, ST60EBT | | |


| | | | |
|--|---|-----------------|-------|
|  | | | |
| 1 | | | |
| Part No. | 512217 | Ref. No. | 25259 |
| description | flat gasket rubber ED ø 61mm ID ø 47.5mm thickness 3mm Qty 1 pcs equiv. no. 25259 suitable for HOONVED | | |
| For models: | CM43, CM48, CM52, CM60, CMD43, CMD48, CMD52, CMD60, E36, E40, E43, E50, NK43, NK48, NK52, NK60, NKD43, NKD48, NKD52, NKD60, UNI43R, UNI43RD, UNI48R, UNI48RD, UNI53R, UNI53RD | | |


| | | | |
|---|--|-----------------|-------|
|  | | | |
| 1 | | | |
| Part No. | 512140 | Ref. No. | 31423 |
| description | flat gasket rubber ED ø 65mm ID ø 51mm thickness 3mm Qty 1 pcs | | |
| For models: | 60BT, 60BT-3, APS60, C35, C43, C43ALTA, C43D, C48, C48D, C48DDL, C48DL, C53, C53D, C6, C60, C60D, C6D, CDN3, CDN4, CM48, CM52, CMD43, CMD52, CR43, CR43D, CR48, CR48D, DP35, DP35D, DP40, DP40D, DP45, DP45D, DP50, DP50D, DP50D-115V, FW50, GS-X1011, GS-X1011-WEH, GS-X1021, GS-X1021-WEH, RSP50, RSP50A, SD5BT, SP35, SP35ALTA, SP35D, SP40, SP40D, SP40DDL...(Other models you can see in the webshop) | | |


| | | | |
|---|--|-----------------|-------|
|  | | | |
| 1 | | | |
| Part No. | 512350 | Ref. No. | 25260 |
| description | flat gasket rubber ED ø 65mm ID ø 51mm thickness 3mm Qty 1 pcs equiv. no. 25260 suitable for HOONVED | | |
| For models: | BPS43, C3, C4, C53, C60, CM43, CM48, CM52, CM60, CMD43, CMD48, CMD52, CMD60, E36, E40, E43, E50, ED630-90, M60, NK43, NK48, NK52, NK60, NKD43, NKD48, NKD52, NKD60, T3-80, T4-80, T5-80, T6-80, TS43, TS48 | | |




| | | | |
|--|---|-----------------|------------------|
|  1 | | | |
| Part No. | 516254 | Ref. No. | 33529 H200410 |
| description | flat gasket rubber ED ø 66mm ID ø 46mm thickness 2.1mm Qty 1 pcs | | |
| For models: | 60BT-3, C81, C81E, C90, C90DE, C90E, C90EBT, C98, CA120, CA55, CA90, CAP7, CAP7E, ED550, ED600-95, ED650E, ED650S, ED700-90, EDI13, EDI13-2, EDI13ALTA, EDI13ALTA-2, EDI13ALTABT, EDI13BT, EDI5, EDI6, EDI6-2, EDI6BT, EDI8, EDI8-2, EDI8BT, EDT100, EDT140, EDT170, EDT200, EDT230, EDT85, LO134, LO134-2, LO134ALTA, LO134ALTA-2, LO50, LO50E, LO60, LO61, LO62, LO67, LO67-2, LO78, LO83...(Other models you can see in the webshop) | | |


| | | | |
|--|---|-----------------|-------|
|  1 | | | |
| Part No. | 510875 | Ref. No. | 26289 |
| description | flat gasket rubber ED ø 68mm ID ø 48mm thickness 2mm Qty 1 pcs | | |
| For models: | ED600-95, ED630-90, ED650E, ED650E-90, ED650S, ED650S-90, ED700, ED700-90, ED900, ED900-90, EDI5, K80F, K80G, LO122, LO60, LO61, LO78 | | |

| | | | |
|---|---|-----------------|---------|
|  1 | | | |
| Part No. | 510832 | Ref. No. | H200906 |
| description | flat gasket rubber ED ø 92mm ID ø 66mm thickness 2mm Qty 1 pcs equiv. no. 200906/33456 | | |
| For models: | C81, C90, C90EBT, C98, CA120, CA55, CA90, CAP7, CAP7E, ED550, ED650E, ED650S, EDI13-2, EDI13ALTA-2, EDI6-2, EDI6BT, EDI8-2, EDT100, EDT140, EDT170, EDT200, EDT230, EDT85, LO134-2, LO134ALTA-2, LO50, LO62, LO67-2, LO83-2, RCA1100, RCA1200, RCA1200i, RLO50, SMW15, SO55, SO55E, SP81, TR100, TR140, TR170, TR200, TR230, TR90, TR-E100, TR-E150, TR-E170, TR-E200, TR-E230, TR-E90, US-X501 | | |


| | | | |
|--|---|-----------------|-------|
|  1 | | | |
| Part No. | 510883 | Ref. No. | 25265 |
| description | gasket rubber ED ø 86mm ID ø 66mm thickness 2mm for salt tank Qty 1 pcs | | |
| For models: | C43D, C48D, C48D-2, C48DDL, C48E, C53D, C53DE, C60D, C60DE, C68DE, C68E, C6D, C6DE, C90DE2, CDN3, CDN4, CMD43, CMD48, CMD52, CR43D, CR48D, DP35D, DP35D-2, DP40D, DP40D-2, DP40D-rib2, DP45D, DP50D, DP50D-115V, GS-X1011, GS-X1011-2, GS-X1011-WEH, GS-X1011-WEH-2, GS-X1021, GS-X1021-2, GS-X1021-2rib, GSX1021-WEH, GS-X1021-WEH-2, GS-X1021-WEH-2rib, NKD43, NKD48, NKD52, RSP40A, RSP50A, SP35D, SP40D, SP40D-2, SP40DDL, SP40E, SP45D...(Other models you can see in the webshop) | | |

plastic gaskets

| | | | |
|--|---|-----------------|-------|
|  1 | | | |
| Part No. | 510450 | Ref. No. | 34192 |
| description | gasket plastic ED ø 14mm ID ø 8mm thickness 3mm Qty 1 pcs | | |
| For models: | AP53E, AP60E, C53DE, C53E, C60DE, C60E, C68DE, C68E, C6DE, C6E, C81EBT, C90EBT2, C98, DP45DE, DP45E, DP50DE, DP50E, EDI13, EDI13-2, EDI13ALTA, EDI13ALTA-2, EDI4, EDI6, EDI6-2, EDI8, EDI8-2, HD40ALTABT, HD40BT, HD60BT, HD80BT, LO134, LO134-2, LO134ALTA, LO134ALTA-2, LO56, LO62, LO67, LO67-2, LO83, LO83-2, RLO200, RLO300, RLO400, SP45DE, SP45E, SP50DE, SP50E, SP50E-400V3-50Hz-MARINE, SP50E-440V3-60Hz-MARINE, SP5DE...(Other models you can see in the webshop) | | |

| | | | |
|--|--|-----------------|---------|
|  1 | | | |
| Part No. | 511146 | Ref. No. | H200495 |
| description | gasket plastic ED ø 43mm ID ø 36mm Qty 1 pcs | | |

foam rubber gaskets


| | | | |
|--|--|-----------------|----------------|
|  1 | | | |
| Part No. | 505307 | Ref. No. | 00991 35996 |
| description | foam rubber gasket W 15mm thickness 5mm suitable for HOONVED with layer | | |
| For models: | C98, ED600-95, ED700-90, ED900-90, EDI13, EDI13-2, EDI13ALTA, EDI13ALTA-2, EDI5, EDI6, EDI6-2, EDI8, EDI8-2, LO122, LO134, LO134-2, LO134ALTA, LO134ALTA-2, LO60, LO61, LO62, LO67, LO67-2, LO78, LO83, LO83-2, RLO200, RLO300, RLO400 | | |

| | | | |
|---|--|-----------------|-------------------|
|  1 | | | |
| Part No. | 505303 | Ref. No. | 200957 H200957 |
| description | foam rubber gasket W 28mm thickness 2.7mm self-adhesive Qty 640mm punched | | |
| For models: | CAP10, CAP10BT, CAP10DE, CAP12, CAP12DE, CAP12EBT, CAP7E, SO100, SO100-400V3-50Hz-MARINE, SO100-440V3-60Hz-MARINE, SO120 | | |





1

| | | | |
|--------------------|--|-----------------|-------|
| Part No. | 505309 | Ref. No. | 33409 |
| description | foam rubber gasket W 29mm thickness 3mm self-adhesive Qty 600mm suitable for HOONVED punched | | |
| For models: | CA120, CA55, CA90, CAP7, CAP7E, ED550, ED650E, ED650S, RCA1100, RCA1200, RCA1200i, SO55, SO55-400V3-50Hz-MARINE, SO55-440V3-60Hz-MARINE, SO55E | | |



1

| | | | |
|--------------------|--|-----------------|---------|
| Part No. | 510881 | Ref. No. | H200433 |
| description | foam rubber gasket W 6mm thickness 2.5mm self-adhesive Qty 1m | | |
| For models: | C35E, C43DE, C43E, C46DE, C46E, C98, EDI13-2, EDI13ALTA-2, EDI-13ALTABT, EDI13BT, EDI4, EDI6-2, EDI6BT, EDI8-2, EDI8BT, LO134-2, LO134ALTA-2, LO56, LO62, LO67-2, LO83-2, SP35DE, SP35E, SP40DE, SP40E, SPB35E, TR170, TR-E170 | | |




1

| | | | |
|--------------------|---|-----------------|-------|
| Part No. | 510880 | Ref. No. | 33408 |
| description | foam rubber gasket W 8mm thickness 4mm self-adhesive Qty supplied by meter | | |
| For models: | 60BT, 60BT-3, 60EBT, C35, C43-2, C48-2, C48D-2, C48E, C53DE, C53E, C6, C60DE, C60E, C68DE, C68E, C68EBT, C6D, C6DE, C6E, C6EBT, C81, C81E, C81EBT, CA120, CA55, CA90, CAP7, CAP7E, DP35, DP35-2, DP35D, DP35D-2, DP40, DP40-2, DP40D, DP40D-2, DP40D-rib2, DP40-rib2, DP45, DP45D, DP50, DP50D, DP50D-115V, ED550, ED650E, ED650S, EDI13-2, EDI13ALTA-2, EDI13ALTABT, EDI13BT...(Other models you can see in the webshop) | | |

shaft gaskets

v-rings

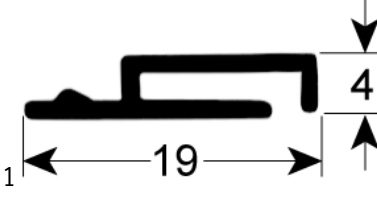


1

| | | | |
|--------------------|---|-----------------|---------|
| Part No. | 511631 | Ref. No. | H200480 |
| description | gasket ID ø 13.5mm ED ø 26mm H 10mm | | |
| For models: | EDT100, EDT140, EDT170, EDT200, EDT230, EDT85, TR100, TR140, TR170, TR200, TR230, TR90, TR-E100, TR-E150, TR-E170, TR-E200, TR-E230 | | |

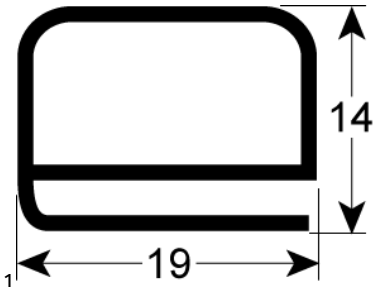
special gaskets

door seals for dishwashers



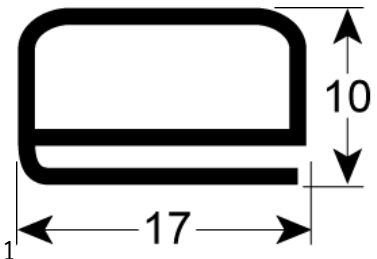
1

| | | | |
|--------------------|--|-----------------|---------|
| Part No. | 511311 | Ref. No. | H200923 |
| description | door seal L 1000mm dishwasher suitable for COMENDA equiv. no. 200923 | | |
| For models: | EDI13-2, EDI13ALTA-2, EDI6-2, EDI8-2, LO134-2, LO134ALTA-2, LO67-2, LO83-2 | | |




1

| | | | |
|--------------------|---|-----------------|-------|
| Part No. | 511990 | Ref. No. | 36926 |
| description | door seal L 590mm | | |
| For models: | 60EBT, C53DE, C53E, C60DE, C60E, C68DE, C68E, C68EBT, C6DE, C6E, SP45DE, SP45E, SP50DE, SP50E, SP50E-400V3-50Hz-MARINE, SP50E-440V3-60Hz-MARINE, SP5DE, SP5E, SP68DE, SP68E | | |



1

| | | | |
|--------------------|---|-----------------|-------|
| Part No. | 511989 | Ref. No. | 36883 |
| description | door seal Qty supplied by meter | | |
| For models: | EDI13-2, EDI13ALTA-2, EDI13ALTABT, EDI13BT, EDI4, EDI6-2, EDI6BT, EDI8-2, EDI8BT, HD130BT, HD40ALTABT, HD40BT, HD60BT, HD80BT, LO134-2, LO134ALTA-2, LO56, LO67-2, LO83-2 | | |



1


| | | | |
|--------------------|--|-----------------|---------|
| Part No. | 510881 | Ref. No. | H200433 |
| description | foam rubber gasket W 6mm thickness 2.5mm self-adhesive Qty 1m | | |
| For models: | C35E, C43DE, C43E, C46DE, C46E, C98, EDI13-2, EDI13ALTA-2, EDI-13ALTABT, EDI13BT, EDI4, EDI6-2, EDI6BT, EDI8-2, EDI8BT, LO134-2, LO134ALTA-2, LO56, LO62, LO67-2, LO83-2, SP35DE, SP35E, SP40DE, SP40E, SPB35E, TR170, TR-E170 | | |




1

| | | | |
|--------------------|---|-----------------|-------|
| Part No. | 510880 | Ref. No. | 33408 |
| description | foam rubber gasket W 8mm thickness 4mm self-adhesive Qty supplied by meter | | |
| For models: | 60BT, 60BT-3, 60EBT, C35, C43-2, C48-2, C48D-2, C48E, C53DE, C53E, C6, C60DE, C60E, C68DE, C68E, C68EBT, C6D, C6DE, C6E, C6EBT, C81, C81E, C81EBT, CA120, CA55, CA90, CAP7, CAP7E, DP35, DP35-2, DP35D, DP35D-2, DP40, DP40-2, DP40D, DP40D-2, DP40D-rib2, DP40-rib2, DP45, DP45D, DP50, DP50D, DP50D-115V, ED550, ED650E, ED650S, EDI13-2, EDI13ALTA-2, EDI13ALTABT, EDI13BT...(Other models you can see in the webshop) | | |

miscellaneous




1

| | | | |
|--------------------|---|-----------------|-------|
| Part No. | 512039 | Ref. No. | 26515 |
| description | gasket for boiler | | |
| For models: | CM43, CM48, CM52, CM60, CMD43, CMD48, CMD52, CMD60, E40, E43, E50, ED700-90, ED900-90, K80F, K80G, LO122, LO78, NK43, NK48, NK52, NK60, NKD43, NKD48, NKD52, NKD60, T3-80, T4-80, T5-80, T6-80, UNI43R, UNI43RD, UNI48R, UNI48RD, UNI53R, UNI53RD | | |




1

| | | | |
|--------------------|---|-----------------|-------|
| Part No. | 505314 | Ref. No. | 31063 |
| description | gasket for wash arm thickness 1mm L 74.5mm W 42mm | | |
| For models: | ED600-95, ED700-90, ED900-90, EDI5, LO122, LO60, LO61, LO78 | | |



1

| | | | |
|--------------------|---|-----------------|-------------------|
| Part No. | 511370 | Ref. No. | 160837 H160837 |
| description | gasket L 34mm W 14mm for door guides ID ø 7mm thickness 3mm | | |
| For models: | APS43, APS48, APS48B, APS53, APS60, C81, C90, DP35, DP35-2, DP35D, DP35D-2, DP40, DP40-2, DP40D, DP40D-2, DP40D-rib2, DP40-rib2, DP45, DP45D, DP50, DP50D, FW35, FW40, FW40B, FW45, FW50, LO50, RLO50, SP81, STS43, STS43-2, STS43D, STS43D-2, STS48, STS48-2, STS48D, STS48D-2, STS48D-rib2, STS48-rib2, STS53, STS53D, STS60, STS60D, US-X501 | | |



1


| | | | |
|--------------------|--|-----------------|-------|
| Part No. | 510885 | Ref. No. | 33784 |
| description | gasket suitable for COMENDA equiv. no. 200464 L 60mm W 30mm | | |
| For models: | CDN3, CDN4, CR43, CR43D, CR48, CR48D, SPR36, SPR36D, SPR41, SPR41D | | |

thermostat gaskets



1

| | | | |
|--------------------|--|-----------------|-------------------|
| Part No. | 501353 | Ref. No. | 200491 H200491 |
| description | gasket for thermostat hole ø 6.6mm L 98mm W 68mm thickness 2mm | | |
| For models: | AC101, AC151, AC181, AC201, AC241, AC91, EDT100, EDT140, EDT170, EDT200, EDT230, EDT85, TR100, TR140, TR170, TR200, TR230, TR90, TR-E100, TR-E150, TR-E170, TR-E200, TR-E230, TR-E90 | | |




1

| | | | |
|--------------------|---|-----------------|---------|
| Part No. | 512154 | Ref. No. | H200494 |
| description | gasket for thermostat ID ø 20mm equiv. no. 200494/H200494 hole distance 41mm suitable for COMENDA, HOONVED | | |
| For models: | 60BT, 60BT-3, APS43, APS48, APS48B, APS53, APS60, APSE43, APSE48, APSE53, APSE60, C35, C35E, C43, C43-2, C43ALTA, C43D, C43DE, C43E, C46DE, C46E, C48, C48-2, C48D, C48D-2, C48DDL, C48DL, C48E, C53, C53D, C6, C60, C60D, C6D, CDN3, CDN4, CR43, CR43D, CR48, CR48D, DP35, DP35-2, DP35D, DP35D-2, DP40, DP40-2, DP40D, DP40D-2, DP40D-rib2, DP40-rib2...(Other models you can see in the webshop) | | |



transmission technology and ball bearings

chains

roller chains 08B-1 single



1

| | | | |
|---|---|-----------------|-------------------------|
| Part No. | 697897 | Ref. No. | H410801 |
| description | roller chain DIN/ISO 08 B-1 splitting 1/2" / 12.7mm links 39 internal width 7.75mm rollerø 8.51mm single | | |
| For models: | EDT100, EDT140, EDT170, EDT200, EDT230, EDT85, TR100, TR140, TR170, TR200, TR230, TR90, TR-E100, TR-E150, TR-E170, TR-E200, TR-E230 | | |
| accessories for | 697897 | | |
|  | Part No. | 693276 | Ref. No. H410903 |
| | connector single DIN/ISO 08 B-1 splitting 1/2" links 1 L 23mm internal width 11.8mm rollerø 4.3mm metal | | |
|  | Part No. | 697841 | Ref. No. H410902 |
| | half link single DIN/ISO 08 B-1 splitting 1/2" | | |



connectors



| | | | |
|--------------------|---|-----------------|---------|
| 1 | | | |
| Part No. | 693276 | Ref. No. | H410903 |
| description | connector single DIN/ISO 08 B-1 splitting 1/2" links 1 L 23mm internal width 11.8mm rollerø 4.3mm metal | | |
| For models: | EDT100, EDT140, EDT170, EDT200, EDT230, EDT85, TR100, TR140, TR170, TR200, TR230, TR90, TR-E100, TR-E150, TR-E170, TR-E200, TR-E230 | | |

half links



| | | | |
|--------------------|---|-----------------|---------|
| 1 | | | |
| Part No. | 697841 | Ref. No. | H410902 |
| description | half link single DIN/ISO 08 B-1 splitting 1/2" | | |
| For models: | EDT100, EDT140, EDT170, EDT200, EDT230, EDT85, TR100, TR140, TR170, TR200, TR230, TR90, TR-E100, TR-E150, TR-E170, TR-E200, TR-E230 | | |

springs

torsion springs




| | | | |
|--------------------|---|-----------------|-------|
| 1 | | | |
| Part No. | 512017 | Ref. No. | 35870 |
| description | spring ø 11mm wire gauge ø 2mm for filter | | |

compression springs



| | | | |
|--------------------|---|-----------------|-------|
| 1 | | | |
| Part No. | 512102 | Ref. No. | 30438 |
| description | compression spring | | |
| For models: | 60BT, 60BT-3, 60EBT, APS43, APS48, APS48B, APS53, APS60, APSE43, APSE48, APSE53, APSE60, BPN48, BPS43, BPS52, C3, C35, C4, C43, C43-2, C43ALTA, C43D, C43DE, C43E, C46DE, C46E, C48, C48-2, C48D, C48D-2, C48DDL, C48DL, C48E, C53, C53D, C53DE, C53E, C6, C60, C60D, C60DE, C60E, C68DE, C68E, C6D, C6DE, C6E, C81, C81E, C81EBT...(Other models you can see in the webshop) | | |



| | | | |
|--------------------|---|-----------------|-------|
| 1 | | | |
| Part No. | 512108 | Ref. No. | 30426 |
| description | compression spring ø 41mm L 60mm wire gauge ø 2mm | | |
| For models: | 60EBT, AP53E, AP60E, BPS43, C3, C35E, C4, C43-2, C43ALTA, C43DE, C43E, C46DE, C46E, C48-2, C48D-2, C48DDL, C48DL, C48E, C53, C53D, C53DE, C53E, C60DE, C60E, C68DE, C68E, C68EBT, C6DE, C6E, C6EBT, DP35, DP35-2, DP35D, DP35D-2, DP40, DP40-2, DP40D, DP40D-2, DP40D-rib2, DP40-rib2, DP45, DP45D, DP45DE, DP45E, DP50DE, DP50E, DP50EBT, E40-2F, GS-X1011, GS-X1011-2...(Other models you can see in the webshop) | | |



| | | | |
|--------------------|---|-----------------|--------|
| 1 | | | |
| Part No. | 511376 | Ref. No. | 450234 |
| description | compression spring ø 6mm L 25mm wire gauge ø 0.65mm | | |
| For models: | C35E, C68DE, C68E, C68EBT, C90DE2, C90E2, C90EBT2 | | |

roller springs

roller springs



| | | | |
|--------------------|---|-----------------|-------------------|
| 1 | | | |
| Part No. | 511663 | Ref. No. | 391318 H391318 |
| description | roller spring 4.5kg complete incl. holder L 125mm W 40mm lug length 125mm | | |




| | | | |
|--------------------|--|-----------------|---------|
| 1 | | | |
| Part No. | 511922 | Ref. No. | H391309 |
| description | roller spring 4kg complete incl. holder L 125mm W 40mm ID ømm lug length 125mm | | |
| For models: | EDT100, EDT140, EDT170, EDT200, EDT230, EDT85, TR200, TR-E200, TR-E230 | | |



| | | | |
|--------------------|---|-----------------|-------------------|
| 1 | | | |
| Part No. | 511578 | Ref. No. | 391332 H391332 |
| description | roller spring 5.5kg complete incl. holder W 40mm | | |
| For models: | C98, EDT100, EDT140, EDT170, EDT200, EDT230, EDT85, HG2LR, HGLR, L062 | | |




| | | | |
|---|--|-----------------|-------------------|
|  | | | |
| 1 | | | |
| Part No. | 511552 | Ref. No. | 391331 H391331 |
| description | roller spring complete incl. holder W 40mm ID ømm lug length 70mm | | |
| For models: | AC101, AC151, AC181, AC201, AC241, AC91, EDT100, EDT140, EDT170, EDT200, EDT230, EDT85, HG2LR, HGLR, TR100, TR140, TR170, TR200, TR230, TR90, TR-E100, TR-E150 | | |

tension springs


| | | | |
|---|--------------------------------------|-----------------|-------|
|  | | | |
| 1 | | | |
| Part No. | 512373 | Ref. No. | 25826 |
| description | tension spring | | |
| For models: | ED650E, ED650E-90, ED650S, ED650S-90 | | |


| | | | |
|---|--|-----------------|-------|
|  | | | |
| 1 | | | |
| Part No. | 512031 | Ref. No. | 36625 |
| description | tension spring ø 13.5mm total length 67mm wire gauge ø 1.5mm | | |
| For models: | 60EBT, C53DE, C53E, C60DE, C60E, C6DE, C6E, SP50DE, SP50E, SP50E-400V3-50Hz-MARINE, SP50E-440V3-60Hz-MARINE, SP5DE, SP5E | | |

| | | | |
|---|---|-----------------|-------------------|
|  | | | |
| 1 | | | |
| Part No. | 701045 | Ref. No. | 450222 H450222 |
| description | tension spring ø 13mm total length 195mm wire gauge ø 1.2mm | | |

| | | | |
|---|---|-----------------|-----------------|
|  | | | |
| 1 | | | |
| Part No. | 510064 | Ref. No. | 36860 450298 |
| description | tension spring ø 13mm total length 78mm wire gauge ø 2.5mm L1 14mm L2 50mm L3 14mm | | |
| For models: | 60EBT, C60DE, C60E, C68DE, C68E, C68EBT, C6DE, C6E, C6EBT, SP50DE, SP50E, SP68DE, SP68E | | |

| | | | |
|---|--|-----------------|-------|
|  | | | |
| 1 | | | |
| Part No. | 511580 | Ref. No. | 34773 |
| description | tension spring ø 16.5mm total length 98mm wire gauge ø 2.5mm for dishwasher | | |
| For models: | C81, C81E, C81EBT, C90, C90DE, C90E, C90EBT, LO50, LO50E, RLO50, SMW15, SMW15E, SP81, SP81E, US-X501 | | |

| | | | |
|--|---|-----------------|-------|
|  | | | |
| 1 | | | |
| Part No. | 512033 | Ref. No. | 34927 |
| description | tension spring ø 21.6mm total length 190mm wire gauge ø 3mm L1 121.5mm | | |
| For models: | EDI13, EDI13-2, EDI13ALTA, EDI13ALTA-2, EDI13ALTABT, EDI13BT, EDI4, EDI6, EDI6-2, EDI6BT, EDI8, EDI8-2, EDI8BT, HD130BT, LO134, LO134-2, LO134ALTA, LO134ALTA-2, LO56, LO67, LO67-2, LO83, LO83-2, RLO200, RLO300, RLO400 | | |

| | | | |
|--|---|-----------------|-----------------|
|  | | | |
| 1 | | | |
| Part No. | 510928 | Ref. No. | 33522 391316 |
| description | tension spring ø 37mm total length 910mm wire gauge ø 5.3mm for hood C85/140-G75 | | |
| For models: | CA120, CA55, CA90, CAP10, CAP10BT, CAP10DE, CAP12, CAP12DE, CAP12EBT, CAP15EBT, CAP7, CAP7E, ED550, ED650E, ED650S, RCA1100, RCA1200, RCA1200i, SO100, SO100-400V3-50Hz-MARINE, SO100-440V3-60Hz-MARINE, SO120, SO55, SO55-400V3-50Hz-MARINE, SO55-440V3-60Hz-MARINE, SO55E | | |




dosing pumps

peristaltic dosing pumps

SEKO

wall-mounted version

with speed control

| | | | |
|--|--|-----------------|-----------------------|
|  | | | |
| 1 | | | |
| Part No. | 361907 ¹ | Ref. No. | 32570 38127 |
| description | dosing pump SEKO speed control 1-7l/h 230VAC detergent hose ø 4x6mm hose type K hose Santoprene suction level 1.5m type PR with inlet and conveyor hose 6W cable length 2700mm set CODE PPR0007A1000_A | | |
| For models: | C81E, C81EBT, C90DE2, C90E2, C90EBT, C90EBT2, C98, CAP10, CAP10BT, CAP10DE, CAP12, CAP12DE, CAP12EBT, CAP7E, ED600-95, ED700-90, ED900-90, EDI13, EDI13-2, EDI13ALTA, EDI13ALTA-2, EDI13ALTABT, EDI13BT, EDI4, EDI5, EDI6, EDI6-2, EDI6BT, EDI8, EDI8-2, EDI8BT, HD130BT, HD40ALTABT, HD40BT, HD60BT, HD80BT, LO122, LO134, LO134-2, LO134ALTA, LO134ALTA-2, LO56, LO60, LO61, LO62, LO67, LO67-2, LO78, LO83, LO83-2... (Other models you can see in the webshop) | | |
| spare parts for | 361907 | | |
| | Part No. | 361815 | Ref. No. 35137 |
| |  pump hose detergent hose ø 6x10mm hose ø 4x6mm hose type K hose Santoprene type SEKO | | |
| | Part No. | 361909 | Ref. No. 34024 |
| |  hose connector for dosing pump connection 6x4 grommet ø 7mm grommet length 19mm total length 35mm plastic | | |

¹with accessories



built-in version

with frequency control



| | | | |
|--------------------|---|-----------------|-------|
| Part No. | 361906 ¹ | Ref. No. | 34358 |
| description | dosing pump SEKO frequency control 2.8l/h 230VAC detergent hose ø 4x6mm hose Santoprene type NBR 3 8W CODE NBR0003A1004 | | |
| For models: | 60BT, 60BT-3, 60EBT, AP43E, AP48E, AP53E, AP60E, C35E, C43DE, C43E, C46DE, C46E, C53DE, C53E, C60DE, C60E, C68DE, C68E, C68EBT, C6DE, C6E, C6EBT, CAP7E, DP45DE, DP45E, DP50DE, DP50E, FW35E, FW40E, GS-X1021, GS-X1021-2, GS-X1021-2rib, GS-X1021-WEH, GS-X1021-WEH-2, GS-X1021-WEH-2rib, SD5BT, SP35DE, SP35E, SP40DE, SP40E, SP45DE, SP45E, SP50DE, SP50E, SP50E-400V3-50Hz-MARINE, SP50E-440V3-60Hz-MARINE, SPB35E, ST43DE, ST43E, ST48DE...(Other models you can see in the webshop) | | |

¹with accessories

spare parts



| | | | |
|--------------------|---|-----------------|-------|
| Part No. | 361815 | Ref. No. | 35137 |
| description | pump hose detergent hose ø 6x10mm hose ø 4x6mm hose type K hose Santoprene type SEKO | | |
| For models: | 60BT, 60BT-3, 60EBT, AP43E, AP48E, AP53E, AP60E, C35E, C43DE, C43E, C46DE, C46E, C53DE, C53E, C60DE, C60E, C68DE, C68E, C68EBT, C6DE, C6E, C81E, C81EBT, C90DE2, C90E2, C90EBT, C90EBT2, C9B, CAP10, CAP10BT, CAP10DE, CAP12, CAP12DE, CAP12EBT, CAP7E, DP45DE, DP45E, DP50DE, DP50E, EDI13, EDI13-2, EDI13ALTA, EDI13ALTA-2, EDI-13ALTABT, EDI13BT, EDI4, EDI5, EDI6, EDI6-2, EDI6BT...(Other models you can see in the webshop) | | |

miscellaneous



| | | | |
|--------------------|---|-----------------|-------|
| Part No. | 361909 | Ref. No. | 34024 |
| description | hose connector for dosing pump connection 6x4 grommet ø 7mm grommet length 19mm total length 35mm plastic | | |
| For models: | EDI13, EDI13-2, EDI13ALTA, EDI13ALTA-2, EDI4, EDI6, EDI6-2, EDI8, EDI8-2, HD130BT, HD40ALTABT, HD40BT, HD60BT, HD80BT, LO134, LO134-2, LO134ALTA, LO134ALTA-2, LO56, LO67, LO67-2, LO83, LO83-2 | | |

membrane dosing pumps

self-priming

various



| | | | |
|------------------------|---|-----------------|-------------------|
| Part No. | 361002 | Ref. No. | 620120 H620120 |
| description | dosing pump rinse aid inlet 6x8mm outlet 4x6mm pressure connection ø 4x6mm suction connection ø 6x8mm | | |
| spare parts for | 361002 | | |
| Part No. | 510297 | Ref. No. | H630614 |
| description | membrane for dosing pump ED ø 83mm thickness 1mm dosing pump equiv. no. 630614 suitable for COMENDA | | |
| Part No. | 510298 | Ref. No. | — |
| description | lip valve dosing pump suitable for DB2/DS5 | | |
| Part No. | 510299 | Ref. No. | — |
| description | hose connector for dosing pump | | |
| Part No. | 510338 | Ref. No. | — |
| description | union nut dosing pump thread 1/2" ø 32mm H 15mm for dosing pump | | |
| Part No. | 510847 | Ref. No. | — |
| description | gasket polishing agent dosing ID ø 22mm ED ø 32mm external height 5mm | | |
| Part No. | 510870 | Ref. No. | H191018 |
| description | filter support for dosing pump | | |
| Part No. | 510916 | Ref. No. | — |
| description | filter for dosing pump | | |

spare parts



| | | | |
|--------------------|--------------------------------|-----------------|---------|
| Part No. | 510870 | Ref. No. | H191018 |
| description | filter support for dosing pump | | |



| | | | |
|--------------------|---|-----------------|---------|
| Part No. | 510297 | Ref. No. | H630614 |
| description | membrane for dosing pump ED ø 83mm thickness 1mm dosing pump equiv. no. 630614 suitable for COMENDA | | |



self-priming with supporting pressure

HOONVED



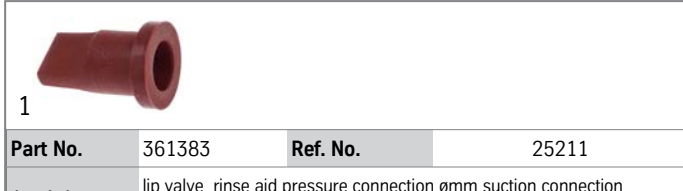
| | | | |
|------------------------|---|-----------------|---|
| Part No. | 361010 | Ref. No. | 20007 20008 21428 21560 21729 21951 22060 |
| description | dosing pump rinse aid pressure connection ø 4x6mm suction connection ø 4mm auxiliary pressure connection 10mm HOONVED | | |
| For models: | 60BT, 60BT-3, 60EBT, APS43, APS48, APS48B, APS53, APS60, APSE43, APSE48, APSE60, C3, C35, C4, C43, C43ALTA, C43D, C48, C48D, C48DDL, C48DL, C53, C53D, C60, C60D, C68EBT, C6EBT, C81, C81EBT, C90, C90DE2, C90EBT, C90EBT2, CA120, CA55, CA90, CAP10BT, CAP12EBT, CDN3, CDN4, CM43, CM48, CM52, CM60, CMD43, CMD48, CMD52, CMD60, CR43, CR43D...(Other models you can see in the webshop) | | |
| spare parts for | 361010 | | |
| | Part No. | 361383 | Ref. No. 25211 |
| | lip valve rinse aid pressure connection ømm suction connection ømm auxiliary pressure connectionmm | | |
| | Part No. | 361384 | Ref. No. 31596 630632 |
| | membrane rinse aid pressure connection ømm suction connection ømm auxiliary pressure connectionmm | | |
| accessories for | 361010 | | |
| | Part No. | 520090 | Ref. No. — |
| | PVC hose ID ø 4mm ED ø 6mm L 2m thickness 1mm t.max. 60°C transparent | | |
| | Part No. | 520091 | Ref. No. — |
| | nylon hose ID ø 4mm ED ø 6mm L 2m thickness 1mm operating p. 10bar burst p. 50bar t.max. 100°C transparent | | |




| | | | |
|--------------------|---|-----------------|--------------------|
| Part No. | 361908 | Ref. No. | 35991 620736V01 |
| description | dosing pump rinse aid pressure connection ø 7mm suction connection ø 5mm auxiliary pressure connection 10mm | | |
| For models: | AP43E, AP48E, C35E, C43DE, C43E, C46DE, C46E, C90E2, FW35E, FW40E, SP35DE, SP35E, SP40DE, SP40E | | |



| | | | |
|------------------------|---|-----------------|---------------------------------|
| Part No. | 361387 | Ref. No. | 35388 |
| description | dosing pump rinse aid pressure connection ø 8mm suction connection ø 4mm auxiliary pressure connection 10mm | | |
| For models: | 60BT, AP53E, AP60E, C35, C43-2, C48-2, C48D-2, C48E, C53DE, C53E, C6, C60DE, C60E, C68DE, C68E, C6D, C6DE, C6E, C81E, C90, C90DE, C90DE2, C90E, C98, CAP10, CAP10DE, CAP12, CAP12DE, CAP7, CAP7E, CDN3, CDN4, DP35-2, DP35D-2, DP40-2, DP40D-2, DP40D-rib2, DP40-rib2, DP45DE, DP45E, DP50DE, DP50E, EDI13, EDI13-2, EDI13ALTA, EDI13ALTA-2, EDI5, EDI6, EDI6-2, EDI8...(Other models you can see in the webshop) | | |
| spare parts for | 361387 | | |
| | Part No. | 361383 | Ref. No. 25211 |
| | lip valve rinse aid pressure connection ømm suction connection ømm auxiliary pressure connectionmm | | |
| | Part No. | 361384 | Ref. No. 31596 630632 |
| | membrane rinse aid pressure connection ømm suction connection ømm auxiliary pressure connectionmm | | |
| | Part No. | 508008 | Ref. No. — |
| | O-ring EPDM thickness 2.62mm ID ø 15.88mm Qty 1 pcs | | |
| accessories for | 361387 | | |
| | Part No. | 520022 | Ref. No. — |
| | PVC hose ID ø 8mm ED ø 12mm L 10m thickness 2mm t.max. 60°C transparent | | |
| | Part No. | 520090 | Ref. No. — |
| | PVC hose ID ø 4mm ED ø 6mm L 2m thickness 1mm t.max. 60°C transparent | | |




| | | | |
|--------------------|--|-----------------|-------|
| Part No. | 361383 | Ref. No. | 25211 |
| description | lip valve rinse aid pressure connection ømm suction connection ømm auxiliary pressure connectionmm | | |
| For models: | 60BT, 60BT-3, 60EBT, AP43E, AP48E, AP53E, AP60E, APS43, APS48, APS48B, APS53, APS60, APSE43, APSE48, APSE53, APSE60, BPN48, BPS43, BPS52, C3, C35, C35E, C4, C43, C43-2, C43ALTA, C43D, C43DE, C43E, C46DE, C46E, C48, C48-2, C48D, C48D-2, C48DDL, C48DL, C48E, C53, C53D, C53DE, C53E, C6, C60, C60D, C60DE, C60E, C68DE, C68E, C68EBT...(Other models you can see in the webshop) | | |



| | | | |
|--------------------|--|-----------------|-----------------|
| Part No. | 361384 | Ref. No. | 31596 630632 |
| description | membrane rinse aid pressure connection ømm suction connection ømm auxiliary pressure connectionmm | | |
| For models: | 60BT, 60BT-3, 60EBT, AP43E, AP48E, AP53E, AP60E, APS43, APS48, APS48B, APS53, APS60, APSE43, APSE48, APSE53, APSE60, C3, C35, C35E, C4, C43, C43-2, C43ALTA, C43D, C43DE, C43E, C46DE, C46E, C48, C48-2, C48D, C48D-2, C48DDL, C48DL, C48E, C53, C53D, C53DE, C53E, C6, C60, C60D, C60DE, C60E, C68DE, C68E, C68EBT, C6D, C6DE, C6E... (Other models you can see in the webshop) | | |





electronic controllers

| | | | |
|---|---|-----------------|-------|
|  | | | |
| 1 | | | |
| Part No. | 361831 | Ref. No. | 31822 |
| description | conductivity meter GICAR type 8.5.01.56 | | |
| For models: | ED600-95, ED700-90, ED900-90, LO122, LO60, LO78 | | |

accessories

T-pieces

without non-return valve

| | | | |
|---|---|-----------------|--------|
|  | | | |
| 1 | | | |
| Part No. | 512093 | Ref. No. | 33817 |
| description | T-piece connection 1: 12mm connection 2: 4mm | | |
| For models: | C35, C43, C43ALTA, C43D, C48, C48D, C48DDL, C48DL, C53, C53D, C60, C60D, C81, C90, CA120, CA55, CA90, CR43, CR43D, CR48, CR48D, DP35, DP35D, DP40, DP40D, DP45, DP45D, DP50, DP50D, DP50D-115V, ED550, ED650E, ED650S, GS-X1011, GS-X1011-WEH, GS-X1021, GS-X1021-WEH, LO50, RCA1100, RCA1200, RCA1200i, RLO50, SP35, SP35ALTA, SP35D, SP40, SP40D, SP40DDL, SP40DL, SP45...(Other models you can see in the webshop) | | |
| accessories for | 512093 | | |
| |  | Part No. | 361083 |
| | | Ref. No. | — |
| | union nut T1: M10x1 for hose 6mm | | |

tank inlets

| | | | |
|---|--|-----------------|---------|
|  | | | |
| 1 | | | |
| Part No. | 361270 | Ref. No. | H251213 |
| description | tank inlet SS M12 hose ø 4mm | | |
| For models: | 60EBT, AP43E, AP48E, C43DE, C43E, C46DE, C46E, C53DE, C53E, C60DE, C60E, C68DE, C68E, C68EBT, C6DE, C6E, C81E, C90DE2, C90E2, C90EBT, C90EBT2, C98, CAP10, CAP10BT, CAP12, CAP7E, EDI13, EDI13-2, EDI13ALTA, EDI13ALTA-2, EDI4, EDI6, EDI6-2, EDI8, EDI8-2, FW35E, FW40E, LO134-2, LO134ALTA-2, LO62, LO67-2, LO83-2, SMW15E, SO100, SO100-400V3-50Hz-MARINE, SO100-440V3-60Hz-MARINE, SO120, SO55E, SP35DE, SP35E...(Other models you can see in the webshop) | | |


hoses


supply hoses

PVC supply hoses

| | | | |
|--|---|-----------------|-------|
|  | | | |
| 1 | | | |
| Part No. | 520631 | Ref. No. | 25235 |
| description | supply hose PVC straight-straight DN13 connections 3/4" L 1500mm operating p. 10bar burst p. 32bar t.max. 90°C approval VDE flat seal | | |
| For models: | APS43, APS48, APS48B, APS53, APS60, APSE43, APSE48, APSE53, APSE60, BPN48, BPS43, BPS52, C3, C35, C4, C43, C43-2, C43ALTA, C43D, C43DE, C43E, C46DE, C46E, C48, C48-2, C48D, C48D-2, C48DDL, C48DL, C48E, C53, C53D, C53DE, C53E, C6, C60, C60D, C60DE, C60E, C68DE, C68E, C6D, C6DE, C6E, C81, C81E, C90, C90E, CA55, CAP7...(Other models you can see in the webshop) | | |

drain hoses

| | | | |
|--|---|-----------------|----------------|
|  | | | |
| 1 | | | |
| Part No. | 530587 | Ref. No. | 24044 27110 |
| description | drain hose DN28 L 2000mm straight ø inside 32mm straight ext. ø 40mm outer hose ø 35mm | | |
| For models: | C81, C81E, C81EBT, C90, C90DE, C90DE2, C90E, C90E2, C90EBT, C90EBT2, C98, CA120, CA55, CA90, CAP10, CAP10BT, CAP10DE, CAP12, CAP12DE, CAP12EBT, CAP7, CAP7E, ED550, ED600-95, ED630-90, ED650E, ED650E-90, ED650S, ED650S-90, ED700-90, ED900-90, EDI13, EDI13-2, EDI13ALTA, EDI13ALTA-2, EDI13ALTABT, EDI13BT, EDI4, EDI5, EDI6, EDI6-2, EDI6BT, EDI8, EDI8-2, EDI8BT, HD130BT, HD40ALTABT, HD40BT, HD60BT, HD80BT...(Other models you can see in the webshop) | | |

| | | | |
|--|---|-----------------|-----------------|
|  | | | |
| 1 | | | |
| Part No. | 530607 | Ref. No. | 200779 34106 |
| description | drain hose DN24 L 2000mm A int. ø 24mm A ext. ø 28mm B int. ø 28mm B ext. ø 35mm outer hose ø 29mm temp.-resist. 90°C | | |
| For models: | C35E, C43DE, C43E, C46DE, C46E, SP35DE, SP35E, SP40DE, SP40E, SPB35E, ST48EBT | | |



industrial hoses


Niplaflex hoses



1

| | | | |
|--------------------|--|-----------------|----------------------------|
| Part No. | 530561 | Ref. No. | 00182 200122 H200122 |
| description | pressure hose ID \varnothing 10mm ED \varnothing 17mm L 5m thickness 3.5mm operating p. 10bar burst p. 30bar t.max. 110°C | | |
| For models: | 60BT, 60BT-3, 60EBT, AP43E, AP48E, AP53E, AP60E, APS43, APS48, APS48B, APS53, APS60, APSE43, APSE48, APSE53, APSE60, BPS43, C3, C35, C35E, C4, C43, C43-2, C43ALTA, C43D, C43DE, C43E, C46DE, C46E, C48, C48-2, C48D, C48D-2, C48DDL, C48DL, C48E, C53, C53D, C53DE, C53E, C6, C60, C60D, C60DE, C60E, C68DE, C68E, C68EBT, C6D, C6DE... | | |

pressure control hoses



1

| | | | |
|--------------------|---|-----------------|------------------|
| Part No. | 530560 | Ref. No. | 00181 H160121 |
| description | pressure control hose ID \varnothing 5mm ED \varnothing 9mm L 5m operating p. 30bar burst p. 90bar temp.-resist. 60°C | | |
| For models: | 60BT, 60BT-3, 60EBT, APS43, APS48, APS48B, APS53, APS60, APSE43, APSE48, APSE53, APSE60, BPN48, BPS43, BPS52, C3, C35, C35E, C4, C43, C43-2, C43ALTA, C43D, C43DE, C43E, C46DE, C46E, C48, C48-2, C48D, C48D-2, C48DDL, C48DL, C48E, C53, C53D, C53DE, C53E, C6, C60, C60D, C60DE, C60E, C68DE, C68E, C68EBT, C6D, C6DE, C6E, C90DE...(Other models you can see in the webshop) | | |


formed hoses

straight




1

| | | | |
|--------------------|---|-----------------|-------|
| Part No. | 512133 | Ref. No. | 33949 |
| description | formed hose D1 \varnothing 43mm D2 \varnothing 37mm L 141mm dishwasher straight | | |
| For models: | C53, C53D, DP45, DP45D, SP45, SP45D, STS53, STS53D, TN-TDN5, TN-TDN6 | | |




1

| | | | |
|--------------------|--|-----------------|-------|
| Part No. | 530616 | Ref. No. | 27078 |
| description | drain hose L 1500mm A int. \varnothing 25mm B int. \varnothing 25mm outer hose \varnothing 32mm | | |
| For models: | 60BT, 60BT-3, 60EBT, C3, C4, C53, C53D, C53DE, C53E, C6, C60, C60D, C60DE, C60E, C68DE, C68E, C68EBT, C6D, C6DE, C6E, C6EBT, C98, CM43, CM48, CM52, CM60, CMD43, CMD48, CMD52, CMD60, DP45, DP45D, DP45DE, DP45E, DP50, DP50D, DP50D-115V, DP50DE, DP50E, DP50EBT, E36, E40, E40-2F, E43, E50, INDY43F, INDY48F, LO62, M60, NK43...(Other models you can see in the webshop) | | |




1

| | | | |
|--------------------|---|-----------------|-------|
| Part No. | 506207 | Ref. No. | 27386 |
| description | drain hose DN19 L 1500mm straight \varnothing inside 19mm straight ext. \varnothing 24mm elbow \varnothing inside 21mm elbow ext. \varnothing 27mm outer hose \varnothing 25mm | | |
| For models: | 60EBT, AP43E, AP48E, APS43, APS48, APS48B, APS53, APS60, APSE43, APSE48, APSE53, APSE60, BPN48, BPS43, BPS52, C35E, C43DE, C43E, C46DE, C46E, C53DE, C53E, C60DE, C60E, C68DE, C68E, C6DE, C6E, FW35, FW35E, FW40, FW40B, FW40E, FW45, FW50, SP35DE, SP35E, SP40DE, SP40E, SP45DE, SP45E, SP50DE, SP50E, SP50E-400V3-50Hz-MARINE, SP50E-440V3-60Hz-MARINE, SP5DE, SP5E, SP68DE, SP68E, SPB35E...(Other models you can see in the webshop) | | |




1

| | | | |
|--------------------|---|-----------------|-----------------|
| Part No. | 530613 | Ref. No. | 200346 34106 |
| description | drain hose DN19 L 3000mm straight \varnothing inside 21mm straight ext. \varnothing 27mm elbow \varnothing inside 21mm elbow ext. \varnothing 27mm outer hose \varnothing 20mm | | |
| For models: | C35, C35E, C43, C43-2, C43ALTA, C43D, C43DE, C43E, C46DE, C46E, C48, C48-2, C48D, C48D-2, C48DDL, C48DL, C48E, CAP15EBT, CDN3, CDN4, CR43, CR43D, CR48, CR48D, DP35, DP35-2, DP35D, DP35D-2, DP40, DP40-2, DP40D, DP40D-2, DP40D-rib2, DP40-rib2, EDI13, EDI13ALTA, EDI6, EDI8, GS-X1011, GS-X1011-2, GS-X1011-WEH, GSX1011-WEH-2, GS-X1021, GS-X1021-2, GS-X1021-2rib, GS-X1021-WEH, GS-X1021-WEH-2, GS-X1021-WEH-2rib, LO134, LO134ALTA...(Other models you can see in the webshop) | | |


1

| | | | |
|--------------------|--|-----------------|-------|
| Part No. | 511362 | Ref. No. | 33455 |
| description | formed hose dishwasher straight equiv. no. 200758 | | |
| For models: | CA120, CA55, CA90, CAP7, CAP7E, ED550, ED650E, ED650S, RCA1100, RCA1200, RCA1200i, SO55, SO55-400V3-50Hz-MARINE, SO55-440V3-60Hz-MARINE, SO55E | | |




1

| | | | |
|--------------------|--|-----------------|-------------------|
| Part No. | 511366 | Ref. No. | 200759 H200759 |
| description | formed hose dishwasher straight equiv. no. 200759 | | |
| For models: | 60BT, C81EBT, C90EBT, CAP10BT, CAP12EBT, CAP15EBT, EDT100, EDT140, EDT170, EDT200, EDT230, EDT85, HD130BT, HD60BT, HD80BT, HTP195, HTP205, HTP220, SD5BT, TR100, TR140, TR170, TR200, TR230, TR90, TR-E100, TR-E150, TR-E170 | | |




1

| | | | |
|--------------------|---|-----------------|-------|
| Part No. | 512359 | Ref. No. | 32055 |
| description | formed hose dishwasher straight equiv. no. 32055 | | |
| For models: | APS43, APS48, APS48B, APS53, APS60, APSE43, APSE48, APSE53, APSE60, FW35, FW40, FW40B, FW45, FW50 | | |



1

| | | | |
|--------------------|--|-----------------|-------|
| Part No. | 512363 | Ref. No. | 32880 |
| description | formed hose dishwasher straight equiv. no. 32880 | | |
| For models: | C3, C4 | | |



1


| | | | |
|--------------------|--|-----------------|-------|
| Part No. | 512365 | Ref. No. | 33541 |
| description | formed hose dishwasher straight equiv. no. 35498 | | |
| For models: | C43ALTA, C48DDL, C48DL, DP35, DP35D, DP40, DP40D, GS-X1011, GSX1011-WEH, GS-X1021, GS-X1021-WEH, SP35ALTA, SP40DDL, SP40DL, STS43, STS43D, STS48, STS48D | | |



1

| | | | |
|--------------------|---|-----------------|-------------------|
| Part No. | 506412 | Ref. No. | 200105 H200105 |
| description | formed hose dishwasher straight hose ext. ø 60mm hose int. ø 50mm | | |
| For models: | AC101, AC181, AC201, AC241, AC91, EDT100, EDT140, EDT170, EDT200, EDT230, EDT85, TR100, TR140, TR170, TR200, TR230, TR90, TR-E100, TR-E150, TR-E170, TR-E200, TR-E230, TR-E90 | | |

form L




1

| | | | |
|--------------------|-------------|-----------------|-------------------|
| Part No. | 530054 | Ref. No. | 200767 H200767 |
| description | formed hose | | |



1


| | | | |
|--------------------|---|-----------------|-------|
| Part No. | 524821 | Ref. No. | 36028 |
| description | formed hose end piece A ext. ø 35mm end piece A int. ø 27mm AD2 ø 35mm ø end piece B 27mm L 145mm Qty 1 warewashing L-shape | | |
| For models: | 60BT-3, 60EBT, C68EBT, C6EBT, C90EBT, C90EBT2, CAP10BT, CAP12EBT, DP50EBT, ED14, LO56, SD5BT, ST48EBT, ST60EBT | | |




1


| | | | |
|--------------------|---|-----------------|-------|
| Part No. | 512358 | Ref. No. | 30014 |
| description | formed hose end piece A ext. ø 53mm end piece A int. ø 39mm AD2 ø 58mm ø end piece B 45mm warewashing L-shape equiv. no. 30014 L1 150mm L2 90mm | | |
| For models: | APS60, APSE60, FW50 | | |




| | | | |
|---|---|-----------------|---------|
|  | | | |
| 1 | | | |
| Part No. | 512364 | Ref. No. | H201029 |
| description | formed hose end piece A ext. ø 60mm end piece A int. ø 45mm AD2 ø 45mm ø end piece B 29mm warewashing L-shape equiv. no. H201029 | | |
| For models: | DP35-2, DP35D-2, DP40-2, DP40D-2, GS-X1021-2, GS-X1021-2rib, GS-X1021-WEH-2, GS-X1021-WEH-2rib, STS43-2, STS43D-2, STS48-2, STS48D-2, TDN4-2rib | | |


| | | | |
|---|--|-----------------|-------|
|  | | | |
| 1 | | | |
| Part No. | 524515 | Ref. No. | 25225 |
| description | formed hose end piece A ext. ø 75mm end piece A int. ø 58mm AD2 ø 75mm ø end piece B 59mm inlet hose warewashing L-shape Qty 1 black L2 155mm L1 160mm | | |
| For models: | ED600-95, ED650S, ED700, ED900, EDI5, K80F, K80G, LO60, LO61 | | |

| | | | |
|--|---|-----------------|-------|
|  | | | |
| 1 | | | |
| Part No. | 512129 | Ref. No. | 29532 |
| description | formed hose end piece A ext. ø 75mm end piece A int. ø 59mm AD2 ø 75mm ø end piece B 59mm warewashing L-shape equiv. no. 29532 | | |
| For models: | C81, C81E, C81EBT, C90, C90DE, C90E, C90EBT, C98, ED650E, ED650E-90, ED650S-90, ED700-90, LO50, LO50E, LO62, LO78, RLO50, SMW15, SMW15E, SP81, SP81E, US-X501 | | |

| | | | |
|---|--|-----------------|-------|
|  | | | |
| 1 | | | |
| Part No. | 512135 | Ref. No. | 32984 |
| description | formed hose end piece A int. ø 51mm ø end piece B 52mm L 460mm warewashing L-shape W 150mm | | |
| For models: | C81, C90, ED600-95, EDI5, LO60, LO61, SP81 | | |

| | | | |
|--|--|-----------------|-------|
|  | | | |
| 1 | | | |
| Part No. | 530577 | Ref. No. | 33454 |
| description | formed hose L 350mm warewashing L-shape equiv. no. 200750 ID ø 60mm | | |
| For models: | CA120, CA55, CA90, CAP7, CAP7E, ED550, ED650E, ED650S, RCA1100, RCA1200, RCA1200i, SO55, SO55-400V3-50Hz-MARINE, SO55-440V3-60Hz-MARINE, SO55E | | |

| | | | |
|--|--|-----------------|-------|
|  | | | |
| 1 | | | |
| Part No. | 512134 | Ref. No. | 33743 |
| description | formed hose warewashing L-shape | | |
| For models: | C35, C43, C43D, C48, C48D, CDN3, CDN4, CR43, CR43D, CR48, CR48D, SP35, SP35D, SP40, SP40D, SPB35, SPR36, SPR36D, SPR41, SPR41D | | |


| | | | |
|---|--|-----------------|-----------------|
|  | | | |
| 1 | | | |
| Part No. | 512381 | Ref. No. | 200612 36296 |
| description | formed hose warewashing L-shape | | |
| For models: | 60EBT, AP53E, AP60E, C53DE, C53E, C60DE, C60E, C68DE, C68E, C68EBT, C6DE, C6E, C6EBT, DP45DE, DP45E, DP50DE, DP50E, DP50EBT, SP45DE, SP45E, SP50DE, SP50E, SP50E-400V3-50Hz-MARINE, SP50E-440V3-60Hz-MARINE, SP5DE, SP5E, SP68DE, SP68E, ST53DE, ST53E, ST60DE, ST60E, ST60EBT | | |

| | | | |
|--|--|-----------------|-------------------|
|  | | | |
| 1 | | | |
| Part No. | 511365 | Ref. No. | 201017 H201017 |
| description | formed hose warewashing L-shape equiv. no. 201017 | | |
| For models: | 60BT, 60BT-3, 60EBT, C68EBT, C6EBT, DP50EBT, SD5BT, ST48EBT, ST60EBT | | |





1

| | | | |
|--------------------|--|-----------------|-------|
| Part No. | 512362 | Ref. No. | 25223 |
| description | formed hose warewashing L-shape equiv. no. 25223 | | |
| For models: | M60, T5-80, T6-80 | | |




1

| | | | |
|--------------------|--|-----------------|-------|
| Part No. | 512131 | Ref. No. | 32881 |
| description | formed hose warewashing L-shape equiv. no. 32881 | | |
| For models: | C3, C4, C43, C43D, C48, C48D, CR43, CR43D, CR48, CR48D, SP35, SP35D, SP40, SP40D, SPR36, SPR36D, SPR41, SPR41D | | |



1

| | | | |
|--------------------|--|-----------------|-------|
| Part No. | 512356 | Ref. No. | 26907 |
| description | formed hose warewashing L-shape equiv. no. 26907 | | |
| For models: | APS48, APS48B, APS53, APSE48, APSE53, CM48, CMD48, FW40, FW40B, FW45, NK48, NKD48, T3-80, T4-80, T5-80, T6-80, UNI48R, UNI48RD | | |




1

| | | | |
|--------------------|---|-----------------|-------|
| Part No. | 512357 | Ref. No. | 33767 |
| description | formed hose warewashing L-shape equiv. no. 33767 | | |
| For models: | APS43, APS48, APS48B, APS53, APS60, APSE43, APSE48, APSE53, FW35, FW40, FW40B, FW45, FW50 | | |



1

| | | | |
|--------------------|--|-----------------|-------|
| Part No. | 512355 | Ref. No. | 26909 |
| description | formed hose warewashing L-shape equiv. no. 26909 | | |
| For models: | APS43, APS48B, APSE43, E50, FW35, FW40B, M60 | | |




1

| | | | |
|--------------------|--|-----------------|-------|
| Part No. | 512366 | Ref. No. | 35454 |
| description | formed hose warewashing L-shape equiv. no. 35454 | | |
| For models: | C43-2, C48-2, C48D-2, C48E, DP40D-rib2, DP40-rib2, GS-X1011-2, GS-X1011-WEH-2, RSP40, RSP40A, SP35-2, SP40-2, SP40D-2, SP40E, ST43DE, ST43E, ST48DE, ST48E, STS48D-rib2, STS48-rib2, TDN4-2rib | | |



1

| | | | |
|--------------------|--|-----------------|-------|
| Part No. | 512361 | Ref. No. | 28421 |
| description | formed hose warewashing L-shape equiv. no. 28421 | | |
| For models: | T3-80, T4-80 | | |



1

| | | | |
|--------------------|--|-----------------|---------|
| Part No. | 512367 | Ref. No. | H201030 |
| description | formed hose warewashing L-shape equiv. no. H201030 | | |
| For models: | C43-2, C48-2, GS-X1011-2, GS-X1011-WEH-2, GS-X1021-2, GSX1021-2rib, GS-X1021-WEH-2, GS-X1021-WEH-2rib, SP35-2, SP40-2, TDN4-2rib | | |



1

| | | | |
|--------------------|--|-----------------|-------|
| Part No. | 512118 | Ref. No. | 31236 |
| description | formed hose warewashing L-shape equiv. no. 31236 | | |
| For models: | TS48, UNI48C, UNI48CD | | |



1

| | | | |
|--------------------|--|-----------------|-----------------|
| Part No. | 512380 | Ref. No. | 201059 35498 |
| description | pressure hose L-shape | | |
| For models: | C35E, C43-2, C43DE, C43E, C46DE, C46E, C48-2, C48D-2, C48E, DP35-2, DP35D-2, DP40-2, DP40D-2, DP40D-rib2, DP40-rib2, RSP40, RSP40A, SP35-2, SP35DE, SP35E, SP40-2, SP40D-2, SP40DE, SP40E, ST43DE, ST43E, ST48DE, ST48E, ST48EBT, STS43-2, STS43D-2, STS48-2, STS48D-2, STS48D-rib2, STS48-rib2, TDN4-2rib | | |



with branch



1

| | | | |
|--------------------|--|-----------------|--------|
| Part No. | 511208 | Ref. No. | 200768 |
| description | formed hose warewashing equiv. no. 200768 with piggyback | | |



1

| | | | |
|--------------------|--|-----------------|-------|
| Part No. | 512132 | Ref. No. | 33583 |
| description | formed hose warewashing U-shape | | |
| For models: | 60BT, 60BT-3, C53, C53D, C60, C60D, DP45, DP45D, DP50, DP50D, DP50D-115V, RSP50, RSP50A, SD5BT, SP45, SP45D, SP50, SP50-400V, SP50-440V, SP50D, STS53, STS53D, STS60, STS60D, TN-TDN5, TN-TDN6, VS-X313, VS-X313-LP-DOS, VS-X515, VS-X515-LP-DOS | | |

form S



1

| | | | |
|--------------------|--|-----------------|-------------------|
| Part No. | 511479 | Ref. No. | 201004 H201004 |
| description | formed hose hose ext. ø 65mm hose int. ø 50mm S-shape | | |
| For models: | AC101, AC151, AC181, AC201, AC241, AC91, EDT100, EDT140, EDT170, EDT200, EDT230, EDT85 | | |



1

| | | | |
|--------------------|--|-----------------|-------|
| Part No. | 512130 | Ref. No. | 25227 |
| description | formed hose ID ø 50mm S-shape warewashing equiv. no. 25227 | | |
| For models: | C90DE2, C90E2, C90EBT2, ED630-90, ED650E, ED650E-90, ED650S, ED650S-90, EDI4, HD40ALTABT, HD40BT, K80F, K80G, L056 | | |



1

| | | | |
|--------------------|--|-----------------|-------|
| Part No. | 512120 | Ref. No. | 30453 |
| description | formed hose S-shape warewashing equiv. no. 30453 | | |
| For models: | UNI60C | | |




1

| | | | |
|--------------------|--|-----------------|-------|
| Part No. | 512119 | Ref. No. | 30460 |
| description | formed hose S-shape warewashing equiv. no. 30460 | | |
| For models: | UNI53C | | |



1


| | | | |
|--------------------|--|-----------------|-------|
| Part No. | 512360 | Ref. No. | 30466 |
| description | formed hose S-shape warewashing equiv. no. 30466 | | |
| For models: | UNI60C | | |

1

| | | | |
|--------------------|--|-----------------|-------|
| Part No. | 512123 | Ref. No. | 31150 |
| description | formed hose S-shape warewashing equiv. no. 31150 | | |
| For models: | UNI53C | | |


miscellaneous



1


| | | | |
|--------------------|--|-----------------|-------|
| Part No. | 512121 | Ref. No. | 31193 |
| description | formed hose warewashing equiv. no. 31193 | | |
| For models: | E40-2F, TS43, UNI43C | | |

form U



1

| | | | |
|--------------------|---|-----------------|-------|
| Part No. | 512388 | Ref. No. | 37630 |
| description | formed hose D1 ø 30mm D2 ø 34mm L 540mm Qty 1 | | |
| For models: | AP43E, AP48E, FW35E, FW40E | | |



1

| | | | |
|--------------------|--|-----------------|-------|
| Part No. | 512117 | Ref. No. | 31194 |
| description | formed hose warewashing equiv. no. 31194 | | |
| For models: | E40-2F, TS43, UNI43C | | |




1

| | | | |
|--------------------|---|-----------------|-----------------|
| Part No. | 512032 | Ref. No. | 200611 36295 |
| description | formed hose D1 ø 30mm D2 ø 37mm L 645mm Qty 1 | | |
| For models: | 60EBT, C53DE, C53E, C60DE, C60E, C68E, C6DE, C6E, C6EBT, DP45DE, DP45E, DP50DE, DP50E, DP50EBT, SP45DE, SP45E, SP50DE, SP50E, SP50E-400V3-50Hz-MARINE, SP50E-440V3-60Hz-MARINE, SP5DE, SP5E, SP68E, ST53DE, ST53E, ST60DE, ST60E, ST60EBT | | |


for dishwashers

miscellaneous



1

| | | | |
|--------------------|--|-----------------|-------------------|
| Part No. | 530590 | Ref. No. | 200117 H200117 |
| description | hose ED ø 15mm ID ø 8mm equiv. no. 200117 Qty supplied by meter | | |
| For models: | 60BT, 60BT-3, 60EBT, AP43E, AP48E, AP53E, AP60E, C35, C35E, C43-2, C43DE, C43E, C46DE, C46E, C48-2, C48D-2, C48E, C53DE, C53E, C6, C60DE, C60E, C68DE, C68E, C68EBT, C6D, C6DE, C6E, C6EBT, C81E, C81EBT, C90, C90DE, C90DE2, C90E, C90E2, C90EBT, C90EBT2, C98, CAP10, CAP10BT, CAP10DE, CAP12, CAP12DE, CAP12EBT, CAP15EBT, CAP7, CAP7E, CDN3, CDN4... (Other models you can see in the webshop) | | |



1

| | | | |
|--------------------|--|-----------------|-------|
| Part No. | 512132 | Ref. No. | 33583 |
| description | formed hose warewashing U-shape | | |
| For models: | 60BT, 60BT-3, C53, C53D, C60, C60D, DP45, DP45D, DP50, DP50D, DP50D-115V, RSP50, RSP50A, SD5BT, SP45, SP45D, SP50, SP50-400V, SP50-440V, SP50D, STS53, STS53D, STS60, STS60D, TN-TDN5, TN-TDN6, VS-X313, VS-X313-LP-DOS, VS-X515, VS-X515-LP-DOS | | |




1

| | | | |
|--------------------|--|-----------------|-------------------|
| Part No. | 530589 | Ref. No. | 200113 H200113 |
| description | hose ED ø 22mm ID ø 12mm L 1000mm | | |
| For models: | AC101, AC151, AC181, AC201, AC241, AC91, EDT100, EDT140, EDT170, EDT200, EDT230, EDT85, HG2LR, HGLR, TR100, TR140, TR200, TR230, TR90, TR-E100, TR-E150, TR-E170, TR-E200, TR-E230, TR-E90 | | |





1

| | | | |
|--------------------|----------------------------------|-----------------|-------|
| Part No. | 512036 | Ref. No. | 31913 |
| description | hose int. ø 1 14mm int. ø 2 18mm | | |
| For models: | INDY48F, UNI48C, UNI48CD | | |



1

| | | | |
|---|---|-----------------|-----------------------|
| Part No. | 512035 | Ref. No. | 37918 37918+28224 |
| description | double nipple brass thread 1/2" - 3/4" Qty 1 pcs L1 7mm L2 19mm | | |
| spare parts for | 512035 | | |
|  | Part No. | 517045 | Ref. No. 28224 |
| | O-ring EPDM thickness 1.78mm ID ø 21.95mm Qty 1 pcs | | |

fittings, hose and pipe connectors

hose connectors


without screw connection



1

| | | | |
|--------------------|---|-----------------|--------|
| Part No. | 510842 | Ref. No. | 180403 |
| description | T-piece plastic hose ø 13-13-13mm 3-way | | |
| For models: | AC101, AC151, AC181, AC201, AC241, AC91, EDT100, EDT140, EDT170, EDT200, EDT230, EDT85, HG2LR, HGLR | | |

reducers



1

| | | | |
|--------------------|--|-----------------|-------|
| Part No. | 511950 | Ref. No. | 35273 |
| description | reducer thread 3/8" ET - 1/4" IT stainless steel | | |

fittings


double nipples



1

| | | | |
|--------------------|---|-----------------|--------|
| Part No. | 506277 | Ref. No. | 332162 |
| description | double nipple SS thread 3/8" - 3/4" Qty 1 pcs | | |

angle pieces




1

| | | | |
|--------------------|---|-----------------|-------|
| Part No. | 510464 | Ref. No. | 33477 |
| description | angle piece thread 1/4" IT - 3/8" IT brass | | |
| For models: | C81, C81E, C81EBT, C90, C90DE, C90DE2, C90E, C90E2, C90EBT, C90EBT2, C98, CA120, CA55, CA90, CAP7, CAP7E, ED550, ED650E, ED650S, EDI13, EDI13-2, EDI13ALTA, EDI13ALTA-2, EDI13ALTABT, EDI13BT, EDI6, EDI6-2, EDI6BT, EDI8, EDI8-2, EDI8BT, HD130BT, HD60BT, HD80BT, LO134, LO134-2, LO134ALTA, LO134ALTA-2, LO50, LO50E, LO62, LO67, LO67-2, LO83, LO83-2, RCA1100, RCA1200, RCA1200i, RLO200, RLO300...(Other models you can see in the webshop) | | |




1

| | | | |
|--------------------|--|-----------------|--------|
| Part No. | 506272 | Ref. No. | 190696 |
| description | double nipple plastic thread 3/8" - 3/4" Qty 1 pcs | | |
| For models: | HT100, HT150, HTP195, HTP205, HTP220 | | |



1

| | | | |
|--------------------|--|-----------------|-------|
| Part No. | 520821 | Ref. No. | 37667 |
| description | angle piece thread 1/4" IT - 1/4" IT nickel-plated brass | | |
| For models: | CAP7E | | |





1

| | | | |
|--------------------|--|-----------------|-------|
| Part No. | 511951 | Ref. No. | 35272 |
| description | angle piece thread 3/8" IT - 3/8" IT stainless steel | | |

hose connectors

plastic



1


| | | | |
|--------------------|---|-----------------|--------|
| Part No. | 361997 | Ref. No. | 180331 |
| description | hose connector plastic angled thread 3/8" hose ø 12mm Qty 1 pcs | | |
| For models: | HT100, HT150, HTP195, HTP205, HTP220 | | |



1

| | | | |
|--------------------|---|-----------------|-------|
| Part No. | 361756 | Ref. No. | 35392 |
| description | hose connector plastic angled thread 3/8" hose ø 6mm Qty 1 pcs | | |
| For models: | 60BT, AP43E, AP48E, AP53E, AP60E, C35E, C43-2, C43DE, C43E, C46DE, C46E, C48-2, C48D-2, C48E, C53DE, C53E, C6, C60DE, C60E, C68DE, C68E, C6D, C6DE, C6E, C81E, C90, C90DE, C90E, C90E2, C98, CAP10, CAP10DE, CAP12, CAP12DE, CAP7, CAP7E, CDN3, CDN4, DP35-2, DP35D-2, DP40-2, DP40D-2, DP40D-rib2, DP40-rib2, DP45DE, DP45E, DP50DE, DP50E, EDI13, EDI13-2...(Other models you can see in the webshop) | | |


brass



1

| | | | |
|--------------------|---|-----------------|-------|
| Part No. | 520877 | Ref. No. | 34767 |
| description | hose connector brass straight thread M14x1 hose ø 11mm Qty 1 pcs | | |
| For models: | APS43, APS48, APS48B, APS53, APS60, C35, C43, C43D, C48, C48D, C53, C53D, C60, C60D, FW35, FW40, FW40B, FW45, FW50, SP35, SP35D, SP40, SP40D, SP45, SP45D, SP50, SP50-400V, SP50-440V, SP50D, SPB35 | | |


nickel-plated brass



1

| | | | |
|--------------------|---|-----------------|-------|
| Part No. | 520201 | Ref. No. | 34426 |
| description | hose connector nickel-plated brass straight thread 1/4" hose ø 12mm Qty 1 pcs | | |
| For models: | C81, C81E, C81EBT, C90, C90DE, C90DE2, C90E, C90E2, C90EBT, C90EBT2, C98, CAP7E, EDI13, EDI13-2, EDI13ALTA, EDI13ALTA-2, EDI13ALTABT, EDI13BT, EDI6, EDI6-2, EDI6BT, EDI8, EDI8-2, EDI8BT, HD130BT, HD60BT, HD80BT, LO134, LO134-2, LO134ALTA, LO134ALTA-2, LO50, LO50E, LO62, LO67, LO67-2, LO83, LO83-2, RLO200, RLO300, RLO400, RLO50, SMW15, SMW15E, SP81, SP81E, US-X501 | | |

producer-specific




1

| | | | |
|--------------------|---|-----------------|---------|
| Part No. | 510912 | Ref. No. | H290217 |
| description | angle piece connection 3/8"-1/2" for pipe ø 12-14mm | | |
| For models: | EDT100, EDT140, EDT170, EDT200, EDT230, EDT85, TR100, TR140, TR170, TR200, TR230, TR90, TR-E100, TR-E150, TR-E170, TR-E200, TR-E230 | | |



1

| | | | |
|--------------------|--|-----------------|-----------------------|
| Part No. | 512021 | Ref. No. | H200117+35392+2x33424 |
| description | conversion kit for T-piece H180408+2x25803 | | |




1

| | | | |
|--------------------|--|-----------------|-------|
| Part No. | 512058 | Ref. No. | 32352 |
| description | hose connector angled connection 1/4" IT hose ø 10mm | | |
| For models: | APS43, APS48, APS48B, APS53, APS60, APSE43, APSE48, APSE53, APSE60, C3, C35, C4, C43, C43ALTA, C43D, C48, C48D, C48DDL, C48DL, C53, C53D, C60, C60D, DP35, DP35D, DP40, DP40D, DP45, DP45D, DP50, DP50D, FW35, FW40, FW40B, FW45, FW50, GS-X1011, GS-X1011-WEH, GS-X1021, GS-X1021-WEH, RSP50, RSP50A, SP35, SP35ALTA, SP35D, SP40, SP40D, SP40DDL, SP40DL, SP45...(Other models you can see in the webshop) | | |




1

| | | | |
|--------------------|---|-----------------|-------|
| Part No. | 512245 | Ref. No. | 33544 |
| description | hose connector thread 1/2" grommet ø 30mm ID ø 16mm grommet length 28mm total length 35mm ED ø 31.5mm | | |
| For models: | 60BT, 60BT-3, C43, C43ALTA, C48, C48D, C48DDL, C48DL, C53, C53D, C60, C60D, DP35, DP35D, DP40, DP40D, DP45, DP45D, DP50, DP50D, DP50D-115V, GS-X1011, GS-X1011-WEH, GS-X1021, GS-X1021-WEH, RSP50, RSP50A, SD5BT, SP35, SP35ALTA, SP40, SP40D, SP40DDL, SP40DL, SP45, SP45D, SP50, SP50-400V, SP50-440V, SP50D, STS43, STS43D, STS48, STS48D, STS53, STS53D, STS60, STS60D, TN-TDN5, TNTDN6...(Other models you can see in the webshop) | | |




2

| | | | |
|--------------------|---|-----------------|-----------------|
| Part No. | 512025 | Ref. No. | 190315 33474 |
| description | hose connector thread M16x1.25 for hose ID 11mm | | |
| For models: | C98, CA120, CA55, CA90, CAP7, CAP7E, ED550, ED650E, ED650S, LO62, RCA1100, RCA1200, RCA1200i, SO55, SO55-400V3-50Hz-MARINE, SO55-440V3-60Hz-MARINE, SO55E | | |





1

| | | | |
|--------------------|--|-----------------|-------------------|
| Part No. | 511274 | Ref. No. | 180415 H180415 |
| description | manifold 4-way hose ø 12-12-12-12mm plastic | | |
| For models: | DP35-2, DP35D-2, DP40-2, DP40D-2, DP40D-rib2, DP40-rib2, GSX1021-2, GS-X1021-2rib, GS-X1021-WEH-2, GS-X1021-WEH-2rib, STS43-2, STS43D-2, STS48-2, STS48D-2, STS48D-rib2, STS48-rib2, TDN4-2rib | | |




1

| | | | |
|---|---|-----------------|-------------------|
| Part No. | 512093 | Ref. No. | 33817 |
| description | T-piece connection 1: 12mm connection 2: 4mm | | |
| For models: | C35, C43, C43ALTA, C43D, C48, C48D, C48DDL, C48DL, C53, C53D, C60, C60D, C81, C90, CA120, CA55, CA90, CR43, CR43D, CR48, CR48D, DP35, DP35D, DP40, DP40D, DP45, DP45D, DP50, DP50D, DP50D-115V, ED550, ED650E, ED650S, GS-X1011, GS-X1011-WEH, GS-X1021, GS-X1021-WEH, LO50, RCA1100, RCA1200, RCA1200i, RLO50, SP35, SP35ALTA, SP35D, SP40, SP40D, SP40DDL, SP40DL, SP45...(Other models you can see in the webshop) | | |
| accessories for | 512093 | | |
|  | Part No. | 361083 | Ref. No. — |
| | union nut T1: M10x1 for hose 6mm | | |




1

| | | | |
|--------------------|------------------------------|-----------------|-------|
| Part No. | 512309 | Ref. No. | 31244 |
| description | T-piece connectionmm plastic | | |
| For models: | TS43 | | |




1

| | | | |
|--------------------|-----------------|-----------------|---------|
| Part No. | 510984 | Ref. No. | H190311 |
| description | T-piece plastic | | |




1

| | | | |
|--------------------|---------------------------------|-----------------|-------|
| Part No. | 512311 | Ref. No. | 30435 |
| description | T-piece plastic | | |
| For models: | E40-2F, INDY53F, UNI53C, UNI60C | | |



1

| | | | |
|--------------------|---|-----------------|-------|
| Part No. | 512310 | Ref. No. | 30434 |
| description | T-piece plastic for dishwashers | | |
| For models: | INDY43F, INDY48F, TS48, UNI43C, UNI48C, UNI48CD | | |




1

| | | | |
|--------------------|--|-----------------|-------|
| Part No. | 511277 | Ref. No. | 33502 |
| description | T-piece thread 1/2" ø 18mm | | |
| For models: | C43-2, C43DE, C43E, C46DE, C46E, C48-2, C48D-2, C53DE, C6, C60DE, C68DE, C68E, C6D, C6DE, CA120, CA55, CA90, CAP10, CAP12, CAP7, DP35-2, DP35D-2, DP40-2, DP40D-2, DP40D-rib2, DP40-rib2, ED550, ED650E, ED650S, GS-X1011, GS-X1011-2, GS-X1011-WEH, GS-X1011-WEH-2, GS-X1021, GS-X1021-2, GS-X1021-2rib, GS-X1021-WEH, GSX1021-WEH-2, GS-X1021-WEH-2rib, RCA1100, RCA1200, RCA1200i, SO100, SO100-400V3-50Hz-MARINE, SO100-440V3-60Hz-MARINE, SO120, SO55, SO55-400V3-50Hz-MARINE, SO55-440V3-60Hz-MARINE, SP35-2...(Other models you can see in the webshop) | | |



water cycle components

supply filters

| | | | |
|--|--|-----------------|-------------------|
|  <p>1</p> | | | |
| Part No. | 510836 | Ref. No. | 620209 H620209 |
| description | supply filter thread 3/4" ET - 3/4" IT total length 76mm plastic | | |
| For models: | CAP15EBT | | |


ancillary products


clamps

hose clamps

DIN 3017 - W2

| | | | |
|--|--|-----------------|-------|
|  <p>1</p> | | | |
| Part No. | 520111 | Ref. No. | 33424 |
| description | hose clamp ø 10-16mm width 9mm Qty 10 pcs DIN 3017 | | |
| For models: | 60BT, AP43E, AP48E, AP53E, AP60E, C35, C35E, C43-2, C43DE, C43E, C46DE, C46E, C48-2, C48D-2, C48E, C53DE, C53E, C6, C60DE, C60E, C68DE, C68E, C6D, C6DE, C6E, C81E, C90, C90DE, C90DE2, C90E, C90E2, C98, CAP10, CAP10DE, CAP12, CAP12DE, CAP7, CAP7E, CDN3, CDN4, DP35-2, DP35D-2, DP40-2, DP40D-2, DP40D-rib2, DP40-rib2, DP45DE, DP45E, DP50DE, DP50E...(Other models you can see in the webshop) | | |

| | | | |
|--|--|-----------------|-------|
|  <p>1</p> | | | |
| Part No. | 520113 | Ref. No. | 25807 |
| description | hose clamp ø 16-27mm width 9mm Qty 10 pcs DIN 3017 | | |
| For models: | 60BT, 60BT-3, 60EBT, AP43E, AP48E, AP53E, AP60E, APS43, APS48, APS48B, APS53, APS60, APSE43, APSE48, APSE53, APSE60, BPN48, BPS43, BPS52, C3, C35, C35E, C4, C43, C43-2, C43ALTA, C43D, C43DE, C43E, C46DE, C46E, C48, C48-2, C48D, C48D-2, C48DDL, C48DL, C48E, C53, C53D, C53DE, C53E, C6, C60, C60D, C60DE, C60E, C68DE, C68E, C68EBT...(Other models you can see in the webshop) | | |

| | | | |
|---|---|-----------------|----------------------------|
|  <p>1</p> | | | |
| Part No. | 520117 | Ref. No. | 25809 450135 H450135 |
| description | hose clamp stainless steel ø 40-60mm width 9mm Qty 5 pcs DIN 3017 | | |
| For models: | 60BT, 60BT-3, 60EBT, AC101, AC151, AC181, AC201, AC241, AC91, AP43E, AP48E, AP53E, AP60E, APS43, APS48, APS48B, APS53, APS60, APSE43, APSE48, APSE53, APSE60, BPN48, BPS43, BPS52, C35E, C43-2, C43DE, C43E, C46DE, C46E, C48-2, C48D-2, C48E, C53, C53D, C53DE, C53E, C6, C60, C60D, C60DE, C60E, C68DE, C68E, C68EBT, C6D, C6DE, C6E, C6EBT...(Other models you can see in the webshop) | | |

DIN 3017 - W4

| | | | |
|---|--|-----------------|-------|
|  <p>1</p> | | | |
| Part No. | 520120 | Ref. No. | 25803 |
| description | hose clamp SS W4 ø 12-20mm width 9mm Qty 1 pcs DIN 3017 | | |
| For models: | 60BT, 60BT-3, 60EBT, AP43E, AP48E, AP53E, AP60E, APS43, APS48, APS48B, APS53, APS60, APSE43, APSE48, APSE53, APSE60, BPN48, BPS43, BPS52, C3, C35, C35E, C4, C43, C43-2, C43ALTA, C43D, C43DE, C43E, C46DE, C46E, C48, C48-2, C48D, C48D-2, C48DDL, C48DL, C48E, C53, C53D, C53DE, C53E, C6, C60, C60D, C60DE, C60E, C68DE, C68E, C68EBT...(Other models you can see in the webshop) | | |

measuring equipment

thermometers

built-in thermometers

| | | | |
|---|---|-----------------|-------|
|  <p>1</p> | | | |
| Part No. | 541095 | Ref. No. | 26236 |
| description | thermometer mounting measurements 58x25.5mm 0 up to +120°C capillary pipe 3000mm probe ø 6.5mm probe L 20mm | | |
| For models: | C81, C90, C98, CA120, CA55, CA90, CAP7, CM43, CM48, CM52, CM60, CMD43, CMD48, CMD52, CMD60, ED550, ED600-95, ED630-90, ED650E, ED650E-90, ED650S, ED650S-90, ED700, ED700-90, ED900, ED900-90, EDI13, EDI13ALTA, EDI5, EDI6, EDI8, INDY43F, INDY48F, INDY53F, INDY60F, K80F, K80G, LO122, LO134, LO134ALTA, LO50, LO60, LO61, LO62, LO67, LO78, LO83, M60, NK43, NK48...(Other models you can see in the webshop) | | |



ø52mm



| | | | |
|--------------------|--|-----------------|-------------------|
| Part No. | 541065 | Ref. No. | 450905 H450905 |
| description | thermometer mounting ø 52mm t.max. 120°C 0 up to +120°C probe ø 6.5mm probe L 28mm capillary pipe 1500mm | | |

| | | | |
|--------------------|--|-----------------|-------|
| Part No. | 560231 | Ref. No. | 33277 |
| description | sheet metal screws ø 2.9mm L 9.5mm SS Qty 20 pcs DIN 7982/ ISO 7050 head ø 5.5mm sunk head | | |
| For models: | 60BT, 60BT-3, 60EBT, APS43, APS48, APS48B, APS53, APS60, APSE43, APSE48, APSE53, APSE60, C35, C35E, C43, C43-2, C43ALTA, C43D, C43DE, C43E, C46DE, C46E, C48, C48-2, C48D, C48D-2, C48DDL, C48DL, C48E, C53, C53D, C53DE, C53E, C6, C60, C60D, C60DE, C60E, C68DE, C68E, C68EBT, C6D, C6DE, C6E, C81, C81E, C81EBT, C90, C90DE, C90DE2...(Other models you can see in the webshop) | | |

fastening material

screws

sheet metal screws



| | | | |
|--------------------|---|-----------------|-------|
| Part No. | 560095 | Ref. No. | 25684 |
| description | sheet metal screws ø 2.9mm L 9.5mm SS Qty 20 pcs DIN 7981/ ISO 7049 head ø 5.6mm oval head | | |
| For models: | 60BT, 60BT-3, AP43E, AP48E, APS43, APS48, APS48B, APS53, APS60, APSE43, APSE48, APSE53, APSE60, BPN48, BPS43, BPS52, C3, C4, C53, C53D, C6, C60, C60D, C6D, DP35, DP35D, DP40, DP40D, DP45, DP45D, DP50, DP50D, DP50D-115V, E40, E40-2F, E43, E50, ED900-90, FW35, FW35E, FW40, FW40B, FW40E, FW45, FW50, LO122, RSP50, RSP50A, SD5BT, SP45...(Other models you can see in the webshop) | | |

| | | | |
|--------------------|---|-----------------|-----------------|
| Part No. | 560459 | Ref. No. | 260706 34815 |
| description | screw ø 3.3mm L 13mm SS Qty 1 pcs intake Phillips head ø 4mm | | |
| For models: | 60EBT, AP53E, AP60E, C35E, C43-2, C43ALTA, C43DE, C43E, C46DE, C46E, C48-2, C48D-2, C48DDL, C48DL, C48E, C53DE, C53E, C6, C60DE, C60E, C68DE, C68E, C68EBT, C6D, C6DE, C6E, C6EBT, CDN3, CDN4, DP35-2, DP35D-2, DP40-2, DP40D-2, DP40D-rib2, DP40-rib2, DP45DE, DP45E, DP50D-115V, DP50DE, DP50E, DP50EBT, GS-X1011-2, GS-X1011-WEH-2, GS-X1021-2, GS-X1021-2rib, GS-X1021-WEH-2, GS-X1021-WEH-2rib, RSP40, RSP40A, RSP50...(Other models you can see in the webshop) | | |



| | | | |
|--------------------|--|-----------------|-------|
| Part No. | 560100 | Ref. No. | 25714 |
| description | sheet metal screws ø 3.5mm L 19mm SS Qty 20 pcs DIN 7981/ ISO 7049 head ø 6.9mm oval head | | |
| For models: | APS43, APS48, APS48B, APS53, APS60, APSE43, APSE48, APSE53, APSE60, C3, C4, C53, C53D, C60, C60D, CM43, CM48, CM52, CM60, CMD43, CMD48, CMD52, CMD60, DP35, DP35D, DP40, DP40D, DP45, DP45D, DP50, DP50D, E36, E40, E43, E50, ED600-95, ED630-90, ED650E-90, ED650S-90, ED700, ED700-90, ED900, ED900-90, EDI5, FW35, FW40, FW40B, FW45, FW50, INDY43F...(Other models you can see in the webshop) | | |

| | | | |
|--------------------|---|-----------------|-------|
| Part No. | 517795 | Ref. No. | 34503 |
| description | screw ø 3.9mm L 9mm SS Qty 1 pcs for rinse arm | | |
| For models: | APS43, APS48, APS48B, APS53, APS60, FW35, FW40, FW40B, FW45, FW50 | | |


countersunk screws





| | | | |
|--------------------|---|-----------------|-------|
| Part No. | 560450 | Ref. No. | 26691 |
| description | countersunk screw thread M4 L 8mm SS DIN 965/ISO 7046 Qty 1 pcs intake Phillips head ø 7.3mm | | |
| For models: | 60BT, 60BT-3, 60EBT, APS43, APS48, APS48B, APS53, APS60, C35, C35E, C43, C43-2, C43ALTA, C43D, C43DE, C43E, C46DE, C46E, C48, C48-2, C48D, C48D-2, C48DDL, C48DL, C48E, C53, C53D, C53DE, C53E, C60, C60D, C60DE, C60E, C68DE, C68E, C68EBT, C6DE, C6E, C81, C81E, C81EBT, C90, C90DE, C90DE2, C90E, C90E2, C90EBT, C90EBT2, CDN3, CDN4...(Other models you can see in the webshop) | | |




flat-headed bolts

| | | | |
|---|---|-----------------|-------|
|  | | | |
| 1 | | | |
| Part No. | 560062 | Ref. No. | 28699 |
| description | flat-headed bolt thread M4 thread L 10mm SS DIN 7985/ISO 7045 Qty 20 pcs intake Phillips head ø 8mm head thickness 2mm | | |
| For models: | 60EBT, AP53E, AP60E, APS43, APS48, APS48B, APS53, APS60, APSE43, APSE48, APSE53, APSE60, C3, C35, C4, C43, C43ALTA, C43D, C48, C48D, C48DDL, C48DL, C53, C53D, C53DE, C53E, C60, C60D, C60DE, C60E, C68DE, C68E, C6DE, C6E, C81, C81E, C81EBT, C90, C90DE, C90DE2, C90E, C90E2, C90EBT, C90EBT2, C98, CA120, CA55, CA90, CAP10, CAP10BT...(Other models you can see in the webshop) | | |


| | | | |
|---|--|-----------------|---------|
|  | | | |
| 1 | | | |
| Part No. | 511004 | Ref. No. | H260226 |
| description | flat-headed bolt thread M4 thread L 12mm SS DIN 84/ISO 1207 Qty 1 pcs intake slotted L 14.5mm | | |
| For models: | C68DE, C68E, CA120, CA55, CA90, ED550, ED650E, ED650S, EDT100, EDT140, EDT85, RCA1100, RCA1200, SP68DE, SP68E, TR100, TR140, TR90, TR-E100, TR-E150, TR-E170, TR-E200, TR-E230 | | |


| | | | |
|---|--|-----------------|---------|
|  | | | |
| 1 | | | |
| Part No. | 560529 | Ref. No. | H260207 |
| description | flat-headed bolt thread M4 thread L 25mm SS DIN 84/ISO 1207 Qty 1 pcs intake slotted head ø 7mm head thickness 2.5mm | | |
| For models: | CA120, CA55, CA90, ED550, ED650E, ED650S, RCA1100, RCA1200, RCA1200i | | |

hexagonal screws


| | | | |
|---|--|-----------------|-------|
|  | | | |
| 1 | | | |
| Part No. | 560083 | Ref. No. | 25708 |
| description | hexagonal screw thread M5 thread L 10mm SS WS 8 Qty 20 pcs DIN 933 / ISO 4017 | | |
| For models: | 60BT, 60BT-3, APS43, APS48, APS48B, APS53, APS60, APSE43, APSE48, APSE53, APSE60, C3, C35, C35E, C4, C43, C43-2, C43ALTA, C43D, C48, C48-2, C48D, C48D-2, C48DDL, C48DL, C48E, C53, C53D, C6, C60, C60D, C68DE, C68E, C68EBT, C6D, C81, C81E, C81EBT, C90, C90DE, C90DE2, C90E, C90E2, C90EBT, C90EBT2, C98, CDN3, CDN4, CR43, CR43D...(Other models you can see in the webshop) | | |

| | | | |
|---|--|-----------------|------------------|
|  | | | |
| 1 | | | |
| Part No. | 560084 | Ref. No. | 25705 H260126 |
| description | hexagonal screw thread M5 thread L 16mm SS WS 8 Qty 20 pcs DIN 933 / ISO 4017 | | |
| For models: | 60BT, 60BT-3, 60EBT, C53DE, C53E, C60, C60D, C60DE, C60E, C68DE, C68E, C68EBT, C81, C81E, C90, C90DE, C90DE2, C90E, C90E2, CA55, CAP10DE, CAP12DE, CAP7, CAP7E, CDN3, CDN4, CR43, CR43D, CR48, CR48D, DP50, DP50D, DP50DE, DP50E, DP50EBT, ED550, ED630-90, ED700-90, EDI13-2, EDI13ALTA-2, EDI13ALTABT, EDI13BT, EDI4, EDI6-2, EDI6BT, EDI8-2, EDI8BT, EDT100, EDT140, EDT170...(Other models you can see in the webshop) | | |

| | | | |
|---|---|-----------------|-----------------|
|  | | | |
| 1 | | | |
| Part No. | 560088 | Ref. No. | 25716 260105 |
| description | hexagonal screw thread M6 thread L 20mm SS WS 10 Qty 20 pcs DIN 933 / ISO 4017 | | |
| For models: | 60EBT, AP43E, AP48E, AP53E, AP60E, C35E, C43, C43-2, C43ALTA, C43D, C43DE, C43E, C46DE, C46E, C48, C48-2, C48D, C48D-2, C48DDL, C48DL, C48E, C53, C53D, C53DE, C53E, C6, C60, C60D, C60DE, C60E, C68DE, C68E, C68EBT, C6D, C6DE, C6E, C6EBT, C90EBT, CR43, CR43D, CR48, CR48D, DP35-2, DP35D-2, DP40-2, DP40D-2, DP40D-rib2, DP40-rib2, DP45DE, DP45E...(Other models you can see in the webshop) | | |

| | | | |
|---|--|-----------------|-------|
|  | | | |
| 1 | | | |
| Part No. | 560089 | Ref. No. | 25719 |
| description | hexagonal screw thread M6 thread L 25mm SS WS 10 Qty 20 pcs DIN 933 / ISO 4017 | | |
| For models: | APS43, APS48, APS53, APS60, APSE43, APSE48, APSE53, APSE60, C90DE2, C90E2, C90EBT2, CDN3, CDN4, ED630-90, EDI13, EDI13ALTA, EDI6, EDI8, LO134, LO134ALTA, LO67, LO83, RLO200, RLO300, RLO400 | | |

| | | | |
|---|---|-----------------|-------|
|  | | | |
| 1 | | | |
| Part No. | 503122 | Ref. No. | 25728 |
| description | hexagonal screw thread M8 thread L 10mm SS WS 13 Qty 1 pcs DIN 933 / ISO 4017 | | |
| For models: | AP53E, AP60E, BPN48, BPS43, BPS52, C81EBT, C90EBT2, DP45DE, DP45E, DP50DE, DP50E, E36, E40, E40-2F, ED700, ED900, EDI13-2, EDI13ALTA-2, EDI4, EDI6-2, EDI8-2, HD40ALTABT, HD40BT, HD60BT, HD80BT, INDY43F, INDY48F, INDY53F, INDY60F, LO134-2, LO134ALTA-2, LO56, LO67-2, LO83-2, ST53DE, ST53E, ST60DE, ST60E, TS43, TS48, UNI43C, UNI48C, UNI48CD, UNI53C, UNI60C | | |

| | | | |
|---|---|-----------------|-------|
|  | | | |
| 1 | | | |
| Part No. | 560464 | Ref. No. | 25729 |
| description | hexagonal screw thread M8 thread L 12mm SS WS 13 Qty 1 pcs head thickness 5mm DIN 933 / ISO 4017 | | |
| For models: | ED650S, ED650S-90, EDI13, EDI13ALTA, EDI6, EDI8, LO134, LO134ALTA, LO67, LO83, RLO200, RLO300, RLO400 | | |



cylinder head bolts

DIN 912/ISO 4762



1

| | | | |
|--------------------|---|-----------------|-------|
| Part No. | 560025 | Ref. No. | 25700 |
| description | cylinder head bolt thread M4 thread L 10mm WS 3 SS Qty 20 pcs DIN 912/ISO 4762 | | |
| For models: | 60BT, 60BT-3, AP43E, AP48E, AP53E, AP60E, APS43, APS48, APS48B, APS53, APS60, APSE43, APSE48, APSE53, APSE60, BPN48, BPS43, BPS52, C3, C35, C35E, C4, C43, C43-2, C43ALTA, C43D, C43DE, C43E, C46DE, C46E, C48, C48-2, C48D, C48D-2, C48DDL, C48DL, C48E, C53, C53D, C53E, C6, C60, C60D, C60E, C68DE, C68E, C6D, C6E, C81, C81E... (Other models you can see in the webshop) | | |



2

| | | | |
|--------------------|--|-----------------|-------|
| Part No. | 560402 | Ref. No. | 25990 |
| description | cylinder head bolt thread M5 thread L 10mm L 15.5mm WS 4 SS Qty 1 pcs intake hexagonal DIN 912/ISO 4762 | | |
| For models: | APS43, APS48, APS53, APS60, APSE43, APSE48, APSE53, APSE60, C35, C43, C43ALTA, C43D, C48, C48D, C48DDL, C48DL, C53, C53D, C60, C60D, CDN3, CDN4, CR43, CR43D, CR48, CR48D, DP35, DP35D, DP40, DP40D, DP45, DP45D, DP50, DP50D, FW35, FW40, FW45, FW50, SP35, SP35ALTA, SP35D, SP40, SP40D, SP40DDL, SP40DL, SP45, SP45D, SP50, SP50-400V, SP50-440V... (Other models you can see in the webshop) | | |

knurled screws



1

| | | | |
|--------------------|---|-----------------|-------------------|
| Part No. | 510307 | Ref. No. | 261009 H261009 |
| description | Thumb screw thread M6 H 3mm thread L 8mm ø 28mm SS | | |
| For models: | C35, C35E, C43, C43-2, C43ALTA, C43D, C43DE, C43E, C46DE, C46E, C48, C48-2, C48D, C48D-2, C48DDL, C48DL, C48E, C6, C68DE, C68E, C68EBT, C6D, C6DE, C6E, C6EBT, C90DE2, C90E2, C90EBT2, C98, CA120, CA55, CA90, CAP10, CAP10BT, CAP10DE, CAP12, CAP12DE, CAP12EBT, CAP15EBT, CAP7, CAP7E, ED550, ED650E, ED650S, EDI13-2, EDI13ALTA-2, EDI13ALTABT, EDI13BT, EDI4, EDI6-2... (Other models you can see in the webshop) | | |

nuts

cap nuts



1

| | | | |
|--------------------|---|-----------------|-------|
| Part No. | 560136 | Ref. No. | 26761 |
| description | cap nuts thread M5 WS 8 SS Qty 20 pcs DIN/ISO DIN 1587 | | |
| For models: | AP43E, AP48E, AP53E, AP60E, APS43, APS48, APS53, APS60, APSE43, APSE48, APSE53, APSE60, BPN48, C3, C4, CM43, CM48, CM52, CM60, CMD43, CMD48, CMD52, CMD60, DP35, DP35D, DP40, DP40D, DP45, DP45D, DP45DE, DP45E, DP50, DP50D, DP50DE, DP50E, DP50EBT, E36, E40, E40-2F, E43, E50, ED600-95, ED700-90, ED900-90, EDI5, FW35, FW35E, FW40, FW40E, FW45... (Other models you can see in the webshop) | | |

knurled nuts



1

| | | | |
|--------------------|---|-----------------|-------|
| Part No. | 512257 | Ref. No. | 34382 |
| description | knurled nut thread M10L ø 30mm H 6.5mm SS | | |
| For models: | 60BT, 60BT-3, C35, C43, C43D, C48, C48D, C53, C53D, C60, C60D, C81, C90, DP35, DP35D, DP40, DP40D, DP45, DP45D, DP50, DP50D, DP50D-115V, GS-X1021, GS-X1021-WEH, LO50, RSP50, RSP50A, SD5BT, SP35, SP35D, SP40, SP40D, SP45, SP45D, SP50, SP50-400V, SP50-440V, SP50D, SP81, SPB35, STS43, STS43D, STS48, STS48D, STS53, STS53D, STS60, STS60D, TN-TDN5, TN-TDN6... (Other models you can see in the webshop) | | |



1

| | | | |
|--------------------|--|-----------------|-------|
| Part No. | 512212 | Ref. No. | 34998 |
| description | knurled nut thread M10x1.5 ø 30mm H 6.4mm SS | | |
| For models: | 60EBT, C53DE, C53E, C60DE, C60E, C81, C81E, C81EBT, C90, C90DE, C90E, C90EBT, DP35-2, DP35D-2, DP40-2, DP40D-2, DP40D-rib2, DP40-rib2, DP45DE, DP45E, DP50DE, DP50E, DP50EBT, EDI13, EDI13ALTA, EDI6, EDI8, GS-X1021-2, GS-X1021-2rib, GS-X1021-WEH-2, GS-X1021-WEH-2rib, LO134, LO134ALTA, LO50, LO50E, LO67, LO83, RLO200, RLO300, RLO400, RLO50, SMW15, SMW15E, SP45DE, SP45E, SP50DE, SP50E, SP50E-400V3-50Hz-MARINE, SP50E-440V3-60Hz-MARINE, SP81... (Other models you can see in the webshop) | | |



1

| | | | |
|--------------------|--|-----------------|---------|
| Part No. | 510346 | Ref. No. | H280409 |
| description | knurled nut thread M17x1 ø 35mm H 6mm SS | | |

hexagonal nuts


DIN 934 / ISO 4032/8673





1


| | | | |
|--------------------|---|-----------------|-------|
| Part No. | 560340 | Ref. No. | 25773 |
| description | hexagonal nut thread M4 H 3.2mm WS 7 SS DIN/ISO DIN 934 / ISO 4032/8673 Qty 1 pcs | | |
| For models: | 60BT, 60BT-3, 60EBT, AP43E, AP48E, AP53E, AP60E, APS43, APS48, APS48B, APS53, APS60, APSE43, APSE48, APSE53, APSE60, BPN48, BPS43, BPS52, C3, C35, C35E, C4, C43, C43-2, C43ALTA, C43D, C43DE, C43E, C46DE, C46E, C48, C48-2, C48D, C48D-2, C48DDL, C48DL, C48E, C53, C53D, C53DE, C53E, C6, C60, C60D, C60DE, C60E, C68DE, C68E, C68EBT... (Other models you can see in the webshop) | | |





| | | | |
|---|--|-----------------|-------|
|  | | | |
| 1 | | | |
| Part No. | 560131 | Ref. No. | 25773 |
| description | hexagonal nut thread M4 H 3.2mm WS 7 SS DIN/ISO DIN 934 / ISO 4032/8673 Qty 20 pcs | | |


| | | | |
|---|--|-----------------|-------|
|  | | | |
| 1 | | | |
| Part No. | 560129 | Ref. No. | 25774 |
| description | hexagonal nut thread M5 H 4mm WS 8 SS DIN/ISO DIN 934 / ISO 4032/8673 Qty 1 pcs | | |
| For models: | 60BT, 60BT-3, 60EBT, AP43E, AP48E, AP53E, AP60E, APS43, APS48, APS48B, APS53, APS60, APSE43, APSE48, APSE53, APSE60, BPN48, BPS43, BPS52, C3, C35, C35E, C4, C43, C43-2, C43ALTA, C43D, C43DE, C43E, C46DE, C46E, C48, C48-2, C48D, C48D-2, C48DDL, C48DL, C48E, C53, C53D, C53DE, C53E, C6, C60, C60D, C60DE, C60E, C68DE, C68E, C68EBT...(Other models you can see in the webshop) | | |


| | | | |
|---|--|-----------------|-------|
|  | | | |
| 1 | | | |
| Part No. | 511212 | Ref. No. | 25775 |
| description | hexagonal nut thread M6 H 5mm WS 10 SS DIN/ISO DIN 934 / ISO 4032/8673 Qty 1 pcs | | |
| For models: | 60BT, 60BT-3, 60EBT, AP43E, AP48E, AP53E, AP60E, APS43, APS48, APS48B, APS53, APS60, APSE43, APSE48, APSE53, APSE60, BPN48, BPS43, BPS52, C3, C35, C35E, C4, C43, C43-2, C43ALTA, C43D, C43DE, C43E, C46DE, C46E, C48, C48-2, C48D, C48D-2, C48DDL, C48DL, C48E, C53, C53D, C53DE, C53E, C6, C60, C60D, C60DE, C60E, C68DE, C68E, C68EBT...(Other models you can see in the webshop) | | |


| | | | |
|---|---|-----------------|-------|
|  | | | |
| 1 | | | |
| Part No. | 560197 | Ref. No. | 26758 |
| description | nut thread M10 H 8mm WS 17 SS DIN/ISO DIN 934 / ISO 4032/8673 Qty 1 pcs | | |
| For models: | ED550, ED600-95, ED700-90, ED900-90, EDI5, LO122, LO60, LO61, LO78 | | |

| | | | |
|---|---|-----------------|-------|
| DIN 985 | | | |
|  | | | |
| 1 | | | |
| Part No. | 560140 | Ref. No. | 30194 |
| description | hexagonal nut thread M4 H 4.8mm WS 7 Qty 20 pcs DIN/ISO DIN 985 self-locking | | |
| For models: | 60EBT, AP43E, AP48E, AP53E, AP60E, C43DE, C43E, C46DE, C46E, C53DE, C53E, C60DE, C60E, C68DE, C68E, C68EBT, C6DE, C6E, C6EBT, C98, DP45DE, DP45E, DP50DE, DP50E, DP50EBT, EDI13, EDI13-2, EDI13ALTA, EDI13ALTA-2, EDI6, EDI6-2, EDI8, EDI8-2, FW35E, FW40E, LO134, LO134-2, LO134ALTA, LO134ALTA-2, LO62, LO67, LO67-2, LO83, LO83-2, SP35DE, SP35E, SP40DE, SP40E, SP45DE, SP45E...(Other models you can see in the webshop) | | |

| | | | |
|---|--|-----------------|-------|
|  | | | |
| 1 | | | |
| Part No. | 560142 | Ref. No. | 25792 |
| description | hexagonal nut thread M6 H 6mm SS WS 10 Qty 20 pcs DIN/ISO DIN 985 self-locking | | |


| | | | |
|---|---|-----------------|-------|
| hexagonal nuts metric (without norm) | | | |
|  | | | |
| 1 | | | |
| Part No. | 512313 | Ref. No. | 30436 |
| description | nut | | |
| For models: | E40-2F, INDY43F, INDY48F, INDY53F, INDY60F, TS43, TS48, UNI43C, UNI48C, UNI48CD, UNI53C, UNI60C | | |

| | | | |
|---|--|-----------------|-------|
| hexagonal nuts inch thread | | | |
|  | | | |
| 1 | | | |
| Part No. | 511200 | Ref. No. | 15242 |
| description | nut thread 1" H 6mm brass WS 45 Qty 1 pcs | | |
| For models: | CDN3, CDN4, CM52, CM60, CMD52, CMD60, CR43, CR43D, CR48, CR48D, K80F, K80G, M60, NK52, NK60, NKD52, NKD60, SPR36, SPR36D, SPR41, SPR41D, T5-80, T6-80, UNI43R, UNI43RD, UNI48R, UNI48RD, UNI53R, UNI53RD | | |

| | | | |
|---|---|-----------------|---------|
|  | | | |
| 1 | | | |
| Part No. | 511309 | Ref. No. | H270104 |
| description | nut thread 1 1/2" ø 66mm H 9mm WS 51 brass Qty 1 pcs | | |
| For models: | EDI13-2, EDI13ALTA-2, EDI13ALTABT, EDI13BT, EDI6-2, EDI6BT, EDI8-2, EDI8BT, EDT100, EDT140, EDT170, EDT200, EDT230, EDT85, LO134-2, LO134ALTA-2, LO67-2, LO83-2, TR100, TR140, TR170, TR200, TR230, TR90, TR-E100, TR-E150, TR-E170, TR-E200, TR-E230, TR-E90 | | |

washers

spring rings

| | | | |
|---|--|-----------------|--------|
|  | | | |
| 1 | | | |
| Part No. | 560123 | Ref. No. | 260512 |
| description | lock washer ID ø 6.3mm ED ø 11mm SS DIN127 Qty 20 pcs for thread M6 | | |
| For models: | AC151, CAP15EBT, EDT140, HG2LR, HGLR, HTP195, HTP205, HTP220, TR200, TR230 | | |



washers

DIN 125A



| | | | |
|--------------------|--|-----------------|-------|
| Part No. | 560332 | Ref. No. | 25743 |
| description | plain washer ID \varnothing 4.3mm ED \varnothing 9mm thickness 0.8mm SS Qty 1 pcs | | |
| For models: | 60BT, 60BT-3, 60EBT, AP43E, AP48E, AP53E, AP60E, APS43, APS48, APS48B, APS53, APS60, APSE43, APSE48, APSE53, APSE60, BPN48, BPS43, BPS52, C3, C35, C35E, C4, C43, C43-2, C43ALTA, C43D, C43DE, C43E, C46DE, C46E, C48, C48-2, C48D, C48D-2, C48DDL, C48DL, C48E, C53, C53D, C53DE, C53E, C6, C60, C60D, C60DE, C60E, C68DE, C68E, C68EBT...(Other models you can see in the webshop) | | |



| | | | |
|--------------------|--|-----------------|-------|
| Part No. | 560112 | Ref. No. | 25744 |
| description | plain washer ID \varnothing 5.3mm ED \varnothing 10mm thickness 1mm SS Qty 20 pcs DIN 125A for thread M5 | | |
| For models: | 60BT, 60BT-3, 60EBT, AP43E, AP48E, AP53E, AP60E, APS43, APS48, APS48B, APS53, APS60, APSE43, APSE48, APSE53, APSE60, BPN48, BPS43, BPS52, C3, C35, C35E, C4, C43, C43-2, C43ALTA, C43D, C43DE, C43E, C46DE, C46E, C48, C48-2, C48D, C48D-2, C48DDL, C48DL, C48E, C53, C53D, C53DE, C53E, C6, C60, C60D, C60DE, C60E, C68DE, C68E, C68EBT...(Other models you can see in the webshop) | | |



| | | | |
|--------------------|--|-----------------|-------|
| Part No. | 560333 | Ref. No. | 25745 |
| description | plain washer ID \varnothing 6.4mm ED \varnothing 12mm thickness 1.6mm SS Qty 1 pcs DIN 125A for thread M6 | | |
| For models: | AP43E, AP48E, AP53E, AP60E, APS43, APS48, APS48B, APS53, APS60, APSE43, APSE48, APSE53, APSE60, BPN48, BPS43, BPS52, C3, C35, C4, C43, C43-2, C43ALTA, C43D, C48, C48-2, C48D, C48D-2, C48DDL, C48DL, C48E, C53, C53D, C6, C60, C60D, C6D, C81, C81E, C81EBT, C90, C90DE, C90DE2, C90E, C90E2, C90EBT, C90EBT2, C98, CA120, CA55, CA90...(Other models you can see in the webshop) | | |

DIN 9021



| | | | |
|--------------------|---|-----------------|-----------------|
| Part No. | 560117 | Ref. No. | 25746 260538 |
| description | plain washer ID \varnothing 6.4mm ED \varnothing 18mm thickness 1.5mm SS Qty 20 pcs DIN 9021 for thread M6 | | |
| For models: | 60EBT, AC101, AC151, AC181, AC201, AC241, AC91, AP43E, AP48E, AP53E, AP60E, BPS43, C35E, C43-2, C43DE, C43E, C46DE, C46E, C48-2, C48D-2, C48E, C6, C68EBT, C6D, C6EBT, C81E, C81EBT, C90DE, C90DE2, C90E, C90E2, C90EBT, C90EBT2, C98, CA120, CA55, CA90, CAP10, CAP10BT, CAP10DE, CAP12, CAP12DE, CAP12EBT, CAP7, CAP7E, CDN3, CDN4, CM48, CM52, CMD43...(Other models you can see in the webshop) | | |

miscellaneous



| | | | |
|--------------------|---|-----------------|-------|
| Part No. | 512379 | Ref. No. | 33836 |
| description | disc | | |
| For models: | AP43E, AP48E, AP53E, AP60E, APS43, APS48, APS48B, APS53, APS60, APSE43, APSE48, APSE53, APSE60, FW35, FW35E, FW40, FW40B, FW40E, FW45, FW50 | | |



| | | | |
|--------------------|---|-----------------|-------|
| Part No. | 512060 | Ref. No. | 33346 |
| description | plain washer ID \varnothing 13mm ED \varnothing 37mm thickness 2.5mm SS Qty 1 pcs for wash arm support | | |
| For models: | 60BT, 60BT-3, APS43, APS48, APS48B, APS53, APS60, APSE43, APSE48, APSE53, APSE60, C35, C43, C43ALTA, C43D, C48, C48D, C48DDL, C48DL, C53, C53D, C60, C60D, DP35, DP35D, DP40, DP40D, DP45, DP45D, DP50, DP50D, DP50D-115V, FW35, FW40, FW40B, FW45, FW50, GS-X1011, GS-X1011-WEH, GS-X1021, GS-X1021-WEH, RSP50, RSP50A, SD5BT, SP35, SP35ALTA, SP35D, SP40, SP40D, SP40DDL...(Other models you can see in the webshop) | | |



| | | | |
|--------------------|---|-----------------|-------|
| Part No. | 512041 | Ref. No. | 25122 |
| description | plain washer ID \varnothing 14mm ED \varnothing 23.5mm thickness 2mm plastic Qty 1 pcs for wash arm | | |
| For models: | C3, C35, C4, C43, C48, C53, C60, DP35, DP35D, DP40, DP40D, DP45, DP45D, DP50, DP50D, ED630-90, ED650E, ED650E-90, ED650S, ED650S-90, ED700, ED900, GS-X1021, GS-X1021-WEH, K80F, STS43, STS43D, STS48, STS48D, STS53, STS53D, STS60, STS60D | | |

tooth lock washers

DIN 6798A



| | | | |
|--------------------|--|-----------------|-------|
| Part No. | 560126 | Ref. No. | 25753 |
| description | tooth lock washer ID \varnothing 5.2mm ED \varnothing 10mm SS DIN/ISO DIN 6798A Qty 20 pcs for thread M5 | | |



| | | | |
|--------------------|--|-----------------|-------|
| Part No. | 560127 | Ref. No. | 25750 |
| description | tooth lock washer ID \varnothing 6.2mm ED \varnothing 11mm SS DIN/ISO DIN 6798A Qty 20 pcs for thread M6 | | |
| For models: | 60BT, 60BT-3, 60EBT, AP43E, AP48E, AP53E, AP60E, APS43, APS48, APS48B, APS53, APS60, APSE43, APSE48, APSE53, APSE60, BPN48, BPS43, BPS52, C3, C35, C35E, C4, C43, C43-2, C43ALTA, C43D, C43DE, C43E, C46DE, C46E, C48, C48-2, C48D, C48D-2, C48DDL, C48DL, C48E, C53, C53D, C53DE, C53E, C6, C60, C60D, C60DE, C60E, C68DE, C68E, C68EBT...(Other models you can see in the webshop) | | |



fasteners

clamps

hose clamps

DIN 3017 - W2



1

| | | | |
|-----------------|--------|-----------------|-------|
| Part No. | 520111 | Ref. No. | 33424 |
|-----------------|--------|-----------------|-------|

description hose clamp ϕ 10-16mm width 9mm Qty 10 pcs DIN 3017

For models: 60BT, AP43E, AP48E, AP53E, AP60E, C35, C35E, C43-2, C43DE, C43E, C46DE, C46E, C48-2, C48D-2, C48E, C53DE, C53E, C6, C60DE, C60E, C68DE, C68E, C6D, C6DE, C6E, C81E, C90, C90DE, C90DE2, C90E, C90E2, C98, CAP10, CAP10DE, CAP12, CAP12DE, CAP7, CAP7E, CDN3, CDN4, DP35-2, DP35D-2, DP40-2, DP40D-2, DP40D-rib2, DP40-rib2, DP45DE, DP45E, DP50DE, DP50E...(Other models you can see in the webshop)



1

| | | | |
|-----------------|--------|-----------------|-------|
| Part No. | 520113 | Ref. No. | 25807 |
|-----------------|--------|-----------------|-------|

description hose clamp ϕ 16-27mm width 9mm Qty 10 pcs DIN 3017

For models: 60BT, 60BT-3, 60EBT, AP43E, AP48E, AP53E, AP60E, APS43, APS48, APS48B, APS53, APS60, APSE43, APSE48, APSE53, APSE60, BPN48, BPS43, BPS52, C3, C35, C35E, C4, C43, C43-2, C43ALTA, C43D, C43DE, C43E, C46DE, C46E, C48, C48-2, C48D, C48D-2, C48DDL, C48DL, C48E, C53, C53D, C53DE, C53E, C6, C60, C60D, C60DE, C60E, C68DE, C68E, C68EBT...(Other models you can see in the webshop)



1

| | | | |
|-----------------|--------|-----------------|----------------------------|
| Part No. | 520117 | Ref. No. | 25809 450135 H450135 |
|-----------------|--------|-----------------|----------------------------|

description hose clamp stainless steel ϕ 40-60mm width 9mm Qty 5 pcs DIN 3017

For models: 60BT, 60BT-3, 60EBT, AC101, AC151, AC181, AC201, AC241, AC91, AP43E, AP48E, AP53E, AP60E, APS43, APS48, APS48B, APS53, APS60, APSE43, APSE48, APSE53, APSE60, BPN48, BPS43, BPS52, C35E, C43-2, C43DE, C43E, C46DE, C46E, C48-2, C48D-2, C48E, C53, C53D, C53DE, C53E, C6, C60, C60D, C60DE, C60E, C68DE, C68E, C68EBT, C6D, C6DE, C6E, C6EBT...(Other models you can see in the webshop)

DIN 3017 - W4



1

| | | | |
|-----------------|--------|-----------------|-------|
| Part No. | 520120 | Ref. No. | 25803 |
|-----------------|--------|-----------------|-------|

description hose clamp SS W4 ϕ 12-20mm width 9mm Qty 1 pcs DIN 3017

For models: 60BT, 60BT-3, 60EBT, AP43E, AP48E, AP53E, AP60E, APS43, APS48, APS48B, APS53, APS60, APSE43, APSE48, APSE53, APSE60, BPN48, BPS43, BPS52, C3, C35, C35E, C4, C43, C43-2, C43ALTA, C43D, C43DE, C43E, C46DE, C46E, C48, C48-2, C48D, C48D-2, C48DDL, C48DL, C48E, C53, C53D, C53DE, C53E, C6, C60, C60D, C60DE, C60E, C68DE, C68E, C68EBT...(Other models you can see in the webshop)

miscellaneous



1

| | | | |
|-----------------|--------|-----------------|-------------------|
| Part No. | 510923 | Ref. No. | 440817 H440817 |
|-----------------|--------|-----------------|-------------------|

description clamping ring for shaft ϕ 10mm ID ϕ 9.4mm H 6mm

For models: C98, EDI5, HG2LR, HGLR, LO61, LO62

retaining rings

DIN 471



1

| | | | |
|-----------------|--------|-----------------|-------|
| Part No. | 512260 | Ref. No. | 32923 |
|-----------------|--------|-----------------|-------|

description retaining ring shaft ϕ 14mm thickness 1.2mm steel DIN 471

For models: 60BT, 60BT-3, C3, C35, C4, C43, C48, C53, C53D, C60, C60D, DP35, DP35D, DP40, DP40D, DP45, DP45D, DP50, DP50D, DP50D-115V, GS-X1021, GS-X1021-WEH, RSP50, RSP50A, SD5BT, SP45, SP45D, SP50, SP50-400V, SP50-440V, SP50D, STS43, STS43D, STS48, STS48D, STS53, STS53D, STS60, STS60D, TN-TDN5, TN-TDN6, VS-X313, VS-X313-LPDOS, VS-X515, VS-X515-LP-DOS



1

| | | | |
|-----------------|--------|-----------------|-------|
| Part No. | 514030 | Ref. No. | 33160 |
|-----------------|--------|-----------------|-------|

description retaining ring shaft ϕ 20mm thickness 1.3mm steel DIN 471

For models: APS43, APS48, APS48B, APS53, APS60, APSE43, APSE48, APSE53, APSE60, FW35, FW40, FW40B, FW45, FW50



screw caps



1

| | | | |
|--------------------|---|-----------------|-------------------|
| Part No. | 510233 | Ref. No. | 290105 H290105 |
| description | screw cap thread 1/2" thread L 12mm brass WS 27 head thickness 7mm | | |
| For models: | AC101, AC151, AC181, AC201, AC241, AC91, EDT100, EDT140, EDT170, EDT200, EDT230, EDT85, HG2LR, HGLR, HTP195, HTP205, HTP220, TR100, TR140, TR170, TR200, TR230, TR90, TR-E100, TR-E150, TR-E170, TR-E200, TR-E230, TR-E90 | | |

consumables

fuses

fine fuses

ø10x38mm 500V



1

| | | | |
|--------------------|--|-----------------|-------------------|
| Part No. | 358028 | Ref. No. | 130248 H130248 |
| description | fine fuse size ø10x38mm 20A rated 500V type Gg fast-acting Qty 1 pcs | | |
| For models: | AC101, AC151, AC181, AC201, AC241, AC91, EDT100, EDT140, EDT170, EDT200, EDT230, EDT85, HTP195, HTP205, HTP220, TR100, TR140, TR170, TR200, TR230, TR90, TR-E100, TR-E150, TR-E170, TR-E200, TR-E230 | | |



1

| | | | |
|--------------------|--|-----------------|-------|
| Part No. | 358032 | Ref. No. | 28118 |
| description | fine fuse size ø10x38mm 25A rated 500V type Gg fast-acting Qty 1 pcs | | |
| For models: | ED600-95, ED700-90, EDI4, EDI5, EDI6, EDI6-2, EDI6BT, EDI8, EDI8-2, EDI8BT, LO56, LO60, LO61, LO67, LO67-2, LO78, LO83, LO83-2, RLO200, RLO300 | | |



1

| | | | |
|--------------------|--|-----------------|-------------------|
| Part No. | 358021 | Ref. No. | 130260 H130260 |
| description | fine fuse size ø10x38mm 2A rated 500V type gl fast-acting Qty 1 pcs | | |
| For models: | AC101, AC151, AC181, AC201, AC241, AC91, EDT100, EDT140, EDT170, EDT200, EDT230, EDT85, TR100, TR140, TR170, TR200, TR230, TR90, TR-E100, TR-E150, TR-E170, TR-E200, TR-E230 | | |



1

| | | | |
|--------------------|---|-----------------|-------|
| Part No. | 358023 | Ref. No. | 28048 |
| description | fine fuse size ø10x38mm 6A rated 500V type Gg fast-acting Qty 1 pcs | | |
| For models: | E40, E43, E50, ED600-95, ED630-90, ED700-90, EDI13, EDI13-2, EDI13ALTA, EDI13ALTA-2, EDI13ALTABT, EDI13BT, EDI4, EDI5, EDI6, EDI6-2, EDI6BT, EDI8, EDI8-2, EDI8BT, LO134, LO134-2, LO134ALTA, LO134ALTA-2, LO56, LO60, LO61, LO67, LO67-2, LO78, LO83, LO83-2, RLO200, RLO300, RLO400 | | |

GASTROPARTS.COM

