



GASTROPARTS

Fimar

[EN] Equipment

[DE] Geräte

[ES] Aparatos

[FR] Équipement

[IT] Attrezzature

[PL] Urządzenia

[RU] Оборудование

✉ gastroparts@gastroparts.com

☎ +48 56 657 00 66

📘 fb.com/gastroparts.global


GASTROPARTS.COM





heating elements

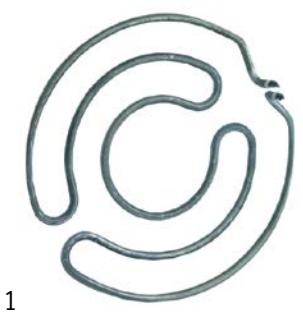
heating elements for bain maries



1

Part No.	417748	Ref. No.	C00069
description	heating element 1200W 230V heating circuits 1 L 365mm W 190mm connection cable 500mm tube ø 6.3mm		

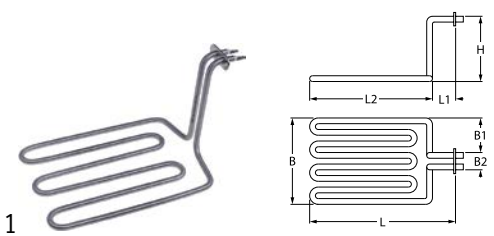
heating elements for crepes makers



1

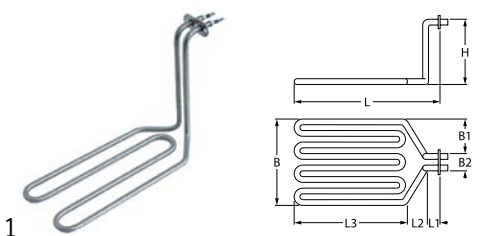
Part No.	416636	Ref. No.	C01765
description	heating element 2000W 230V L 280mm Wmm H 34mm tube ø 9mm connection M4 dry heating element heating circuits 1 ED ø 305mm crepes maker		
For models:	CRP, CRP2		

heating elements for fryers



1


Part No.	418643	Ref. No.	C01117 C01959
description	heating element 3200W 230V heating circuits 1 L 290mm W 185mm H 165mm L1 35mm L2 255mm W1 78mm W2 29mm flange length 50mm flange width 22mm hole distance 40mm windings 3 tube ø 8.5mm connection length 35mm connection F 6.3 hole ø 4mm rectangular flange immersion heater		
For models:	FT8, FT88, FT88N, FT88RN, FT8N, FT8RN, SF9, SF99, SF99N, SF9N		



1


Part No.	416744	Ref. No.	C01116
description	heating element 2000W 230V heating circuits 1 L 282mm W 120mm H 175mm rectangular flange connection male faston 6.3mm L1 22mm L2 50mm L3 210mm W1 46mm W2 28mm hole distance 40mm windings 2 hole ø 5mm flange length 50mm flange width 22mm		
For models:	FT4, FT44, FT44N, FT4N		

heating elements for contact grills




1

Part No.	416011	Ref. No.	C04415
description	heating element 1000W 230V L 182mm W 195mm H 12mm W1 42mm W2 111mm connection length 25mm tube ø 6.3mm windings 3 cable length 400mm dry heating element		
For models:	PE25L, PE25R, PE50L, PE50M, PE50R, PV50L, PV50R		




1

Part No.	416013	Ref. No.	C04433
description	heating element 1000W 230V L 185mm W 310mm H 28mm W1 115mm W2 80mm connection length 35mm tube ø 6.9mm windings 5 cable length 690mm dry heating element		
For models:	PE25L, PE25R, PE35L, PE35R, PV35L, PV35R		




1

Part No.	416590	Ref. No.	C01060
description	heating element 1150W 230V L 192mm W 304mm H 18mm W1 98mm W2 108mm connection length 24mm tube ø 6.3mm windings 5 connection M4 mounting pos. lower dry heating element		
For models:	PE35LE, PE35RE, PS36L, PS36R		




1





Part No.	416014	Ref. No.	C04438
description	heating element 1500W 230V L 180mm W 325mm H 42mm W1 108mm W2 109mm connection length 75mm tube ø 6.3mm windings 5 cable length 330mm dry heating element		
For models:	PE25L, PE25R, PE35L, PE35R, PV35L, PV35R		









Part No.	416012	Ref. No.	CO4410
description	heating element 700W 230V L 185mm W 187mm H 11mm W1 42mm W2 102mm tube ø 6.3mm windings 3 cable length 750mm dry heating element		
For models:	PE25L, PE25R, PE50L, PE50M, PE50R, PV50L, PV50R		


heating elements for pizza ovens








Part No.	416640	Ref. No.	CO3653
description	heating element 1600W 230V L 890mm W 220mm connection length 93mm L1 30mm L3 815mm W1 28mm W2 150mm tube ø 8.5mm heating circuits 1 2 hole fixing dry heating element pizza oven thread 1/4" mounting distance 150mm		
For models:	FME9, FME99, FMEW6, FMEW66		
accessories for	416640		
	Part No.	361182	Ref. No. —
	nut thread 1/4" H 5mm nickel-plated brass WS 17 Qty 1 pcs		
	Part No.	510417	Ref. No. —
	flat gasket fibre ED ø 20mm ID ø 14mm thickness 2mm Qty 1 pcs		
	Part No.	520228	Ref. No. —
	tooth lock washer ID ø 15.3mm ED ø 24mm steel Qty 1 pcs for thread M14		
	Part No.	550262	Ref. No. —
	flat gasket copper ED ø 20mm ID ø 14mm thickness 2mm		



Part No.	416637	Ref. No.	CO3650
description	heating element 2000W 230V L 470mm W 420mm thread 1/4" mounting distance 412mm connection length 100mm connection M5 tube ø 8.5mm heating circuits 1 dry heating element 2 hole fixing pizza oven		
For models:	MINI		
accessories for	416637		
	Part No.	361182	Ref. No. —
	nut thread 1/4" H 5mm nickel-plated brass WS 17 Qty 1 pcs		
	Part No.	510417	Ref. No. —
	flat gasket fibre ED ø 20mm ID ø 14mm thickness 2mm Qty 1 pcs		
	Part No.	520228	Ref. No. —
	tooth lock washer ID ø 15.3mm ED ø 24mm steel Qty 1 pcs for thread M14		
	Part No.	550262	Ref. No. —
	flat gasket copper ED ø 20mm ID ø 14mm thickness 2mm		




Part No.	416638	Ref. No.	CO3651
description	heating element 2100W 230V L 580mm W 460mm thread 1/4" mounting distance 425mm connection length 102mm connection M5 tube ø 8.5mm heating circuits 1 dry heating element 2 hole fixing		
For models:	FME4, FME44, FYE4, FYE44		
accessories for	416638		
	Part No.	361182	Ref. No. —
	nut thread 1/4" H 5mm nickel-plated brass WS 17 Qty 1 pcs		
	Part No.	510417	Ref. No. —
	flat gasket fibre ED ø 20mm ID ø 14mm thickness 2mm Qty 1 pcs		
	Part No.	520228	Ref. No. —
	tooth lock washer ID ø 15.3mm ED ø 24mm steel Qty 1 pcs for thread M14		
	Part No.	550262	Ref. No. —
	flat gasket copper ED ø 20mm ID ø 14mm thickness 2mm		



Part No.	416639	Ref. No.	CO3652
description	heating element 3600W 230V L 585mm W 800mm thread 1/4" mounting distance 792mm connection length 100mm connection M5 tube ø 8.5mm heating circuits 1 dry heating element 2 hole fixing pizza oven		
For models:	FME6, FME66, FYE6, FYE66		

heating elements for salamanders/toast-








Part No.	416635	Ref. No.	CO1279
description	heating element 3000W 230V L 615mm W 300mm 2 hole fixing thread M12x1 mounting distance 293mm connection male faston 6.3mm dry heating element tube ø 6.5mm heating circuits 1 connection length 29mm		
For models:	SAL600		
accessories for	416635		
	Part No.	520229	Ref. No. —
	nut thread M12x1 H 4mm WS 16 zinc-coated steel Qty 1 pcs		
	Part No.	521110	Ref. No. —
	flat gasket fibre ED ø 20mm ID ø 13mm thickness 2mm Qty 1 pcs		


Table continues overleaf




accessories for	416635			
	Part No.	521131	Ref. No.	—
	nut thread M12x1 H 3.5mm WS 17 SS Qty 1 pcs			
	Part No.	528110	Ref. No.	—
	O-ring EPDM thickness 2.62mm ID ø 12.37mm Qty 1 pcs			

quartz heating elements


1 				
Part No.	416564	Ref. No.	C01020	
description	heating coil 400W 110V for quartz tube 320hm L1 345mm L2 310mm ø 6mm connection eye			
For models:	TOC			

1 				
Part No.	416563	Ref. No.	C01085	
description	quartz heating element 500W 230V L 340mm ø 12mm connection male faston 6.3mm			
For models:	TOP3, TOP6			

1 				
Part No.	416486	Ref. No.	C01019	
description	quartz tube WV L 337mm tube ø 11mm			
For models:	TOC, TOCS			

immersion heating elements


with expansion flange 70 x 18mm

1 				
Part No.	420058	Ref. No.	C00135 SL0560	
description	heating element 1950W 230V heating circuits 1 flange 70x18mm L 238mm W 64mm connection male faston 6.3mm tube ø 8.5mm			

energy regulators

EGO


1-circuit

1 				
Part No.	380015	Ref. No.	C01953	
description	energy regulator 230V 13A single-circuit turn direction right shaft ø 6x4.6mm shaft L 23mm mounting thread M4 power release 6-100% no. 50.57021.010			
For models:	SAL600			

thermostats

bi-metal thermostats

safety bi-metal thermostats



1				
Part No.	390187	Ref. No.	C01942	
description	bi-metal safety thermostat hole distance 40mm switch-off temp. 180°C 2NC 2-pole 16A connection F6.3 2 hole fixing			
For models:	CRP, CRP2, CRP4, CRP42, PV27LL, PV27RL, PV40LL, PV40RL, PV55LL, PV55RL			

control and safety thermostats

EGO

control thermostats

55.10/19_ series



1				
Part No.	390046	Ref. No.	C01111	
description	thermostat t.max. 190°C temperature range 104-190°C 1-pole 1NO 16A probe ø 6mm probe L 133mm capillary pipe 870mm capillary pipe isolatedmm gland nut M9x1 shaft ø 6x4.6mm shaft L 23mm shaft position lower rotation 270° probe material SS			
For models:	FT4, FT44, FT44N, FT4N, FT8, FT88, FT88N, FT88RN, FT8N, FT8RN, SF9, SF99, SF99N, SF9N			



1				
Part No.	375002	Ref. No.	C01941	
description	thermostat t.max. 320°C temperature range 55-320°C 1-pole 1NO 16A probe ø 3.1mm probe L 226mm capillary pipe 870mm capillary pipe isolated 850mm gland nut shaft L 23mm shaft position upper rotation 270°			
For models:	CRP, CRP2, CRP4, CRP42			



Part No.	375247	Ref. No.	C03601
description	thermostat t.max. 500°C temperature range 75-500°C 1-pole 1NO 16A probe ø 4mm probe L 228mm capillary pipe 900mm capillary pipe isolatedmm gland nut shaft ø 6x4.6mm shaft L 23mm shaft position upper rotation 270°		
For models:	FM4, FM44, FM6, FM66, FM9, FME4, FME44, FME6, FME66, FME9, FME99, FMEW6, FMEW66, FML4, FML44, FML6, FML66, FML9, FML99, FMLW6, FMLW66, FMS4, FMS44, FMS6, FMS66, FMS9, FME4, FME44, FME6, FME66, FYL4, FYL44, FYL6, FYL66, MICRO1C, MICRO2C, MINI, PICCOLO		

IMIT / TEMPOMATIC / ARTERMO

control thermostats with operation switch



Part No.	390139	Ref. No.	C04421
description	thermostat t.max. 270°C temperature range 63-270°C 1-pole 1CO 15A probe ø 3.5mm probe L 195mm capillary pipe 1000mm capillary pipe isolatedmm gland nut shaft ø 6x4.6mm shaft L 17mm shaft position upper rotation 270°		
For models:	PE25L, PE25R, PE35L, PE35R, PE50L, PE50R, PV35L, PV35R, PV50L, PV50R		

TECASA

safety thermostats



Part No.	375195	Ref. No.	C01110
description	safety thermostat switch-off temp. 240°C 1-pole 16A probe ø 4mm probe L 84mm capillary pipe 400mm capillary pipe isolated 130mm gland nut probe SS		
For models:	FT4, FT44, FT44N, FT4N, FT8, FT88, FT88N, FT88RN, FT8N, FT8RN, SF9, SF99, SF99N, SF9N		

switches and momentary switches


rocker/momentary rocker switches

30x11mm



Part No.	301012	Ref. No.	C01269
description	rocker switch mounting measurements 30x11mm green 1NO/ indicator light 250V 16A 0-I connection male faston 6.3mm ambient temperature max. 85/125°C protection IP40		
For models:	FGI4, FGI6, FGI9, FME4, FME44, FME6, FME66, FME9, FME99, FMEW6, FMEW66, FML4, FML44, FML6, FML66, FML9, FML99, FMLW6, FMLW66, FME4, FME44, FME6, FME66, FYL4, FYL44, FYL6, FYL66, GYR60, GYR60M, GYR80, GYR80M		



Part No.	346890	Ref. No.	SL0758	
description	rocker switch mounting measurements 30x11mm black 1CO 250V 16A I-II connection male faston 6.3mm ambient temperature max. 85°C/145°C protection IP65 with cover cap			
For models:	FM3			
accessories for	346890			
	Part No.	301035	Ref. No.	—
	protective cover mounting measurements 30x11mm			

30x22mm



Part No.	347791	Ref. No.	C01038
description	rocker switch mounting measurements 30x22mm green 2NO 230V 20A illuminated 0-I connection male faston 6.3mm ambient temperature max. 125/55°C protection IP65 with rubber collar		



Part No.	347531	Ref. No.	SA1097
description	rocker switch mounting measurements 30x22mm green 2NO 250V 20A illuminated 0-I connection male faston 6.3mm ambient temperature max. 125/55°C protection IP65 with rubber collar		
For models:	CRP, CRP2, CRP4, CRP42, FRY1L, FRY1LR, FRY1R, FRY2L, FRY2LR, FRY2R		



push/momentary push switches

ø16mm



Part No.	301310	Ref. No.	CO4687
description	push switch mounting ø 16mm chrome 1NO 250V 16A connection male faston 6.3mm protection IP40 ambient temperature max. 150°C		
For models:	FRI150, FRI2150, FRI300, FRP150, FRP2150, TFA3P		
spare parts for	301310		
	Part No.	347676	Ref. No. —
	switch 1NO 250V 16A connection male faston 6.3mm		

ø22mm



Part No.	699002	Ref. No.	SL0891
description	momentary push switch mounting ø 22mm black/white 1NO/1NC/indicator light 230V 6A 0-1 connection screw ambient temperature max. 70°C protection IP40		
For models:	2000, 2200, 3AF, AB12AT, AB12ATQ0, AB12L, AB12LQ0, AB12R, AB12T, AB12TQ0, AB22AE, AB22AEQ0, ABGC, ABGCP, CAFFES, FI32, FI42, FIP42, G220, G250, G300, G350, G350I, G370, G370I, GR12S, H300, H330, H350, H370, HL250, HL275, HL300, HS300, IM12C, IP10, IP20, K300, K330, K350, K370, MPP1,5, MPP2,5, SE1550, SE1550Q0, SE1830, SE1830Q0, SE2200, SI320, SI420... (Other models you can see in the webshop)		



Part No.	699599	Ref. No.	SL1466
description	momentary push switch mounting ø 22mm white 1NO/indicator light/1NO 230V 6A connection screw ambient temperature max. 70°C protection IP40		
For models:	AB22A, AB22AT, TR22RS, TR22S, TR22TS, TR32RS, TR32TS		

overload switches



Part No.	347067	Ref. No.	SL2919
description	push switch KJD17 mounting measurements 45x22mm black/white 2NO/A1 250V 10A I O connection male faston 4.8mm/6.3mm ambient temperature max. 85°C protection IP54 with cover cap		
For models:	AB8D, GR8D, IP10F, TR8D		

miscellaneous



Part No.	697414	Ref. No.	SL0757
description	momentary push switch mounting measurements 29x29mm black 2NO 250V 16A connection screw ambient temperature max. 85°C protection IP40 FM3		
For models:	FM3, FX40, FX42S, MX25, MX40, MX42S		

microswitches

lever actuated



Part No.	345255	Ref. No.	CO1109
description	microswitch with lever 250V 16A 1CO connection male faston 6.3mm L 35mm L1 28mm ambient temperature max. 125°C mounting distance 22mm actuating force: 136g lever length 27mm		
For models:	FT4, FT44, FT8, FT88, SF9, SF99		



Part No.	346880	Ref. No.	CO1023
description	microswitch with lever		
For models:	FRU1I, FRU1P, FRU2I, FRU2P, SPR		

roller-lever actuated

microswitches



Part No.	345041	Ref. No.	SL0885
description	microswitch with handle with a switch 250V 16A 1CO connection male faston 6.3mm ambient temperature max. 85°C black lever length 20.5mm		
For models:	AB12AT, AB12ATQ0, AB12L, AB12LQ0, AB12R, AB12T, AB12TQ0, AB22A, AB22AE, AB22AEQ0, AB22AT, AB22ATQ0, ABGC, ABGCP, GR12S, IM12C, IM12CN, IM12E, IM12F, IM12FN, IM12S, IM12SN, IM18C, IM18CN, IM18E, IM18F, IM18FN, IM18S, IM18SN, IM20L, IM25C, IM-25CN, IM25E, IM25F, IM25FN, IM25S, IM25SE, IM25SM, IM25SN, IM30L, IM35SE, IM35SM, IM38C, IM38CN, IM38E, IM38F, IM38FN, IM38S, IM38SN, IM50C...(Other models you can see in the webshop)		

1 electric components



pin-plunger actuated

M12



1

Part No.	345138	Ref. No.	SL1401
description	microswitch with plunger mounting distance 25mm thread M12x1 thread L 12mm 250V 20A 1CO connection screw stroke 7mm L1 13mm ambient temperature max. 85°C type Z15G1307 actuating force: 250g		
For models:	2000, IM12C, IM12CN, IM12F, IM12FN, IM18C, IM18CN, IM18F, IM18FN, IM25C, IM25CN, IM25F, IM25FN, IM38C, IM38CN, IM38F, IM38FN, IM50C, IM50CN, IM50F, IM50FN, IP10, IP20, TV2000		

cam switches

on/off




1

Part No.	300129	Ref. No.	C06973
description	cam switch 2 operating positions 2NO sequence 0-1 16A shaft \varnothing 6x4.6mm shaft L 23mm connection male faston 6.3mm ceramic		



1

Part No.	348230	Ref. No.	C00408
description	cam switch 2 operating positions 2NO sequence 0-1 16A shaft \varnothing 6x4.6mm shaft L 23mm connection male faston 6.3mm ON-OFF plastic		
For models:	FT44N, FT4N, FT88N, FT88RN, FT8N, FT8RN, SF99N, SF9N		



1

Part No.	300124	Ref. No.	C01943
description	cam switch ON-OFF connection male faston		
For models:	CRP, CRP2, CRP4, CRP42		

rotary switches

MOELLER/EATON



1

Part No.	346588	Ref. No.	SL2743
description	rotary switch 2 1-2 sets of contacts 8 type T0-4-969/E 400V 16A shaft \varnothing 5.8x6.9mm shaft L 26.8mm shaft star-shaped connection screw		
For models:	IM12C, IM12CN, IM12F, IM12FN, IM12S, IM12SN, IM18C, IM18CN, IM18F, IM18FN, IM18S, IM18SN, IM25C, IM25CN, IM25F, IM25FN, IM25S, IM25SN, IM38C, IM38CN, IM38F, IM38FN, IM38S, IM38SN, IM50C, IM50CN, IM50F, IM50FN, IM50S, IM50SN, IM7S, IM7SN		



1

Part No.	348229	Ref. No.	SL0247
description	rotary switch sets of contacts 12 3 1-0-2 type T0-3-1042/EZ 400V 16A with fixing kit connection screw		
For models:	AB22AT, AB22ATQ0, TR22RG, TR22RS, TR22RSQ0, TR22RSQ1, TR22TS, TR22TSQ0, TR22TSQ1, TR32RS, TR32RSQ0, TR32TNQ0		

TECNOMATIC



1

Part No.	345993	Ref. No.	C01043
description	rotary switch 2 0-1 sets of contacts 2 600V 25A shaft \varnothing 5x5mm shaft square connection screw		
For models:	TOC		



1

Part No.	345994	Ref. No.	C01045
description	rotary switch 5 0-1-2-3-4 sets of contacts 4 type HD16G014F112 600V 16A shaft \varnothing 5x5mm shaft L 23mm shaft square connection screw		
For models:	TOC		


foot switches



1

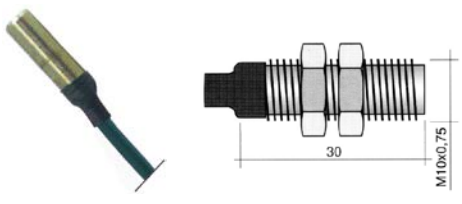

Part No.	347735	Ref. No.	PEDALE PEDALEFI
description	foot switch		



			
1			
Part No.	346841	Ref. No.	COMPED
description	foot switch 1CO		
For models:	FI30, FI40, FIP30, FIP40, FP30, FP40, FPP30, FPP40		

magnetic switches

M10x0.75

			
1			
Part No.	345632	Ref. No.	32W3240
description	magnetic switch thread M10x0.75 1NO 250V 0.5A P max. 50W connection cable cable length 2000mm type 102		
For models:	3AF, CL3, CL5, CL8, FNT, FNT2V, FNT-MEC, LAV, LCF10, LCF10M, LCF18, LCF18M, LCF5, LCN10, LCN10M, LCN18, LCN18M, LCN5, PLF10, PLF18, PLF5, PLN10, PLN18, PLN5, PPF10, PPF10M, PPF18, PPF18M, PPF25, PPF5, PPN10, PPN10M, PPN18, PPN18M, PPN25, PPN5, TR22RG, TR32RS, TR32RSQ0, TR32TNQ0, TV2000R, TV4000		
accessories for	345632		
	Part No.	100779	Ref. No.
			—
	 nut thread M10x0.75 H 3mm WS 14 SS Qty 2 pcs		


control equipment


MOELLER/EATON

switches (complete)


push/momentary push switches

			
1			
Part No.	346587	Ref. No.	SL0807 SL0945
description	momentary push switch mounting measurements ø22mm black 1NC OFF momentary		
For models:	AB22A, AB22AT, AB22ATQ0, C300, C500, C800, FF30, FNT-MEC, IM12C, IM12CN, IM12E, IM12F, IM12FN, IM12S, IM12SN, IM18C, IM18CN, IM18E, IM18F, IM18FN, IM18S, IM18SN, IM20L, IM25C, IM25CN, IM25E, IM25F, IM25FN, IM25S, IM25SE, IM25SM, IM25SN, IM30L, IM35SE, IM35SM, IM38C, IM38CN, IM38E, IM38F, IM38FN, IM38S, IM38SN, IM50C, IM50CN, IM50F, IM50FN, IM50S, IM50SE, IM50SN, IM7S...(Other models you can see in the webshop)		

			
1			
Part No.	347643	Ref. No.	SA1088
description	momentary push switch mounting measurements ø22mm black 1NO/1CO tipping momentary		
For models:	LCF10M, LCF18M, LCF5, LCN10M, LCN18M, LCN5, PPF10M, PPF18M, PPF25, PPF5, PPN10M, PPN18M, PPN25, PPN5		

			
1			
Part No.	346585	Ref. No.	SL1049
description	momentary push switch mounting measurements ø22mm white 1NO I momentary		
For models:	C300, C500, C800, FF30, FNT-MEC, IM12C, IM12CN, IM12E, IM12F, IM12FN, IM12S, IM12SN, IM18C, IM18CN, IM18E, IM18F, IM18FN, IM18S, IM18SN, IM20L, IM25C, IM25CN, IM25E, IM25F, IM25FN, IM25S, IM25SE, IM25SM, IM25SN, IM30L, IM35SE, IM35SM, IM38C, IM38CN, IM38E, IM38F, IM38FN, IM38S, IM38SN, IM50C, IM50CN, IM50F, IM-50FN, IM50S, IM50SE, IM50SN, IM7S, IM7SN		

encoders and potentiometers

			
1			
Part No.	300117	Ref. No.	CO1694
description	potentiometer 4K0hm		
For models:	TOC, TOCS		


lamps


indicator lights

indicator lights (complete)

ø10mm

with plug-in socket

			
1			
Part No.	359139	Ref. No.	CO1948
description	indicator light ø 10mm green 230V connection male faston 6.3mm Qty 1 pcs		
For models:	AG811, AP864, CRP, CRP2, FC423, FG1011, FG511, FP1064, FP464, FP564, FP864, PE25L, PE25R, PE35L, PE35R, PE50L, PE50M, PE50R, PV35L, PV35R, PV50L, PV50R, SF16P, SFM13, SFM18, SFM18D		

			
1			
Part No.	359140	Ref. No.	CO1039
description	indicator light ø 10mm yellow 230V connection male faston 6.3mm Qty 1 pcs		
For models:	FOP, TOC, TOCS		



ø13mm

with plug-in socket



1

Part No.	359143	Ref. No.	CO1108
description	indicator light ø 13mm yellow 230V connection male faston 6.3mm temp.-resist. 120°C Qty 1 pcs		
For models:	FT4, FT44, FT44N, FT4N, FT8, FT88, FT88N, FT88RN, FT8N, FT8RN, SAL600, SF9, SF99, SF99N, SF9N, TOP3, TOP6		

screw-on/push-on fit

light bulbs

for ovens



1

Part No.	359612	Ref. No.	CO1272
description	light bulb t.max. 300°C socket E14 25W 230V ø 25mm L 56mm lens L 30mm for oven lamp type Philips		
For models:	FM4, FM44, FM6, FM66, FM9, FME4, FME44, FME6, FME66, FME9, FME99, FMEW6, FMEW66, FMS4, FMS44, FMS6, FMS66, FMS9, FYE4, FYE44, FYE6, FYE66, FYL4, FYL44, FYL6, FYL66		

halogen lamp

for socket GU5.3 / GU10 / GZ5.3



1

Part No.	357054	Ref. No.	CO1979
description	halogen lamp socket GU5.3 12V 20W ø 50mm H 38mm temp.-resist. 300°C AC/DC		
For models:	FGI4, FGI6, FGI9, FMD4, FMD44, FMD6, FMD66, FMD9, FMD99, FMDW6, FMDW66, FME4, FME44, FME6, FME66, FME9, FME99, FMEW6, FMEW66, FML4, FML44, FML6, FML66, FML9, FML99, FMLW6, FMLW66		

hard-glass infrared lamps



1

Part No.	359463	Ref. No.	CO4310 SL0681
description	infrared lamp socket E27 240V 250W ø 125mm L 173mm type BR125 red hard glas		

oven lamps

universal oven lamps

mounting diameter 35.5mm



1

Part No.	359660	Ref. No.	CO3654
description	oven lamp mounting ø 35.5mm 230V 25W socket E14 temp.-resist. 300°C connection male faston 6.3mm hard glas		
For models:	FME4, FME44, FME6, FME66, FME9, FME99		



1

Part No.	359701	Ref. No.	CO1271
description	lamp socket socket E14 220-230V mounting ø 35.5mm connection male faston 6.3mm 15W		
For models:	FME4, FME44, FME6, FME66, FME9, FME99, FMEW6, FMEW66, FYE4, FYE44, FYE6, FYE66, FYL4, FYL44, FYL6, FYL66		

accessories for	359701			
	Part No.	359705	Ref. No.	—
	oven lamp glass thr.ø 33.5mm ø 52mm hard glas temp.-resist. 350°C			
	Part No.	359709	Ref. No.	—
	oven lamp glass thr.ø 33.5mm ø 42mm hard glas temp.-resist. 350°C			
	Part No.	359721	Ref. No.	—
	gasket silicone ED ø 48mm ID ø 39.5mm thickness 5mm Qty 1 pcs			
	Part No.	359942	Ref. No.	—
	oven lamp glass thr.ø 33.5mm ø 41mm hard glas temp.-resist. 350°C			





1

Part No.	359661	Ref. No.	CO1273
description	oven lamp glass thread 32.1 ø 58mm hard glas temp.-resist. 350°C		
For models:	FME4, FME44, FME6, FME66, FME9, FME99, FMEW6, FMEW66, FYE4, FYE44, FYE6, FYE66, FYL4, FYL44, FYL6, FYL66		

accessories for	359661			
	Part No.	359700	Ref. No.	—
	gasket for pizza oven fibre glass ID ø 32.5mm ED ø 55mm thickness 5mm			






lamps			
light bulbs			
			
1			
Part No.	359612	Ref. No.	C01272
description	light bulb t.max. 300°C socket E14 25W 230V ø 25mm L 56mm lens L 30mm for oven lamp type Philips		
For models:	FM4, FM44, FM6, FM66, FM9, FME4, FME44, FME6, FME66, FME9, FME99, FMEW6, FMEW66, FMS4, FMS44, FMS6, FMS66, FMS9, FYE4, FYE44, FYE6, FYE66, FYL4, FYL44, FYL6, FYL66		

halogen lamps			
for socket GU5,3 / GU10			
			
1			
Part No.	357054	Ref. No.	C01979
description	halogen lamp socket GU5.3 12V 20W ø 50mm H 38mm temp.-resist. 300°C AC/DC		
For models:	FGI4, FGI6, FGI9, FMD4, FMD44, FMD6, FMD66, FMD9, FMD99, FMDW6, FMDW66, FME4, FME44, FME6, FME66, FME9, FME99, FMEW6, FMEW66, FML4, FML44, FML6, FML66, FML9, FML99, FMLW6, FMLW66		

timers

mechanical timers

				
1				
Part No.	350044	Ref. No.	C01012	
description	timer C20 2-pole operation time 15min impulse mechanical 2NO at 250V 16A permanent position no shaft ø 6x4.6mm shaft 6x4.6mm shaft L 20mm mounting distance 28mm connection lateral for toaster			
For models:	TOP3, TOP6			
accessories for	350044			
	Part No.	110285	Ref. No.	—
	knob switch zero mark t.max. °C ø 40mm shaft ø 6x4.6mm shaft flat upper black			

			
1			
Part No.	350202 ¹	Ref. No.	SA1115
description	timer G 2-pole operation time 30min impulse mechanical 2NO at 250V 16A permanent position yes shaft ø 6x4.6mm shaft 6x4.6mm shaft L 17mm mounting distance 28mm connection male faston 6.3mm TEMPOMATIC		

¹incl. knob and symbol

			
1			
Part No.	350161 ¹	Ref. No.	SA1092
description	timer M2 3-pole operation time 5min impulse mechanical 3NO at 250V 16A permanent position no shaft ø 6x4.6mm shaft 6x4.6mm shaft L 22.5mm mounting distance 28mm connection male faston 6.3mm		
For models:	LCF10M, LCF18M, LCF5, LCN10M, LCN18M, LCN5, PPF10M, PPF18M, PPF25, PPF5, PPN10M, PPN18M, PPN25, PPN5		

¹incl. knob and symbol

			
1			
Part No.	360447	Ref. No.	SA1087 SL2348
description	timer T203 1-pole operation time 5min impulse mechanical 1NO at 250V 16(3)A permanent position no shaft ø 6x4.6mm shaft 6x4.6mm shaft L 16mm mounting distance 30mm connection rear ambient temperature max. 55°C		
For models:	LCF10M, LCF18M, LCF5, LCN10, LCN10M, LCN18, LCN18M, LCN5, PLF5, PLN10, PLN18, PLN5, PPF10M, PPF18M, PPF25, PPF5, PPN10, PPN10M, PPN18, PPN18M, PPN25, PPN5		

transformers

open transformers

with plug connection

			
1			
Part No.	400956	Ref. No.	C01980
description	transformer primary 230VAC secondary 12VAC 20VA connection male faston 6.3mm 50/60Hz type T602012/E temperature restriction 150°C ambient temperature max. 80°C		
For models:	FMD4, FMD44, FMD6, FMD66, FMD9, FMD99, FMDW6, FMDW66, FME4, FME44, FME6, FME66, FME9, FME99, FMEW6, FMEW66, FML4, FML44, FML6, FML66, FML9, FML99, FMLW6, FMLW66		



electronic controllers

EKTRON

refrigeration controllers

built-in version



1			
Part No.	378034	Ref. No.	C00862
description	electronic controller EKTRON type REK31ED-0021 mounting measurements 71x29mm 230V voltage AC NTC/PTC relay outputs 1 CO-8A(4) NTC/PTC NTC/PTC built-in depth 71mm defr. funct. yes -50 up to +95°C display 3 digits		
accessories for	378034		
	Part No.	379053	Ref. No. —
	temperature probe PTC 1kOhm cable PVC probe -50 up to +150°C cable -10 up to 100°C probe ø6x30mm cable length 3m without screw connection 2-wire		
	Part No.	379782	Ref. No. —
	temperature probe PTC 1kOhm cable thermoplastic probe -50 up to +150°C cable -40 up to +110°C probe ø6x14mm cable length 3m 2-wire resistor 1kOhm		



1			
Part No.	378118	Ref. No.	C00019
description	electronic controller EKTRON type REK33-1021 mounting measurements 71x29mm 230V voltage AC PTC relay outputs 3 NO-16A NO-8A(4) NO-8A(4) PTC PTC built-in depth 71mm -50 up to +95°C display 3½ digits		
accessories for	378118		
	Part No.	379052	Ref. No. —
	temperature probe PTC 1kOhm cable silicone probe -50 up to +150°C cable -50 up to +180°C probe ø6x40mm cable length 1.5m without screw connection 2-wire		

electronics

PCBs



1			
Part No.	697124	Ref. No.	SL0883 old
description	PCB 230/400V		



1			
Part No.	400957	Ref. No.	C01044
description	PCB conveyor toaster TOC		
For models:	TOC, TOCS		



1			
Part No.	403585	Ref. No.	SL4212 SL4212 + connettori
description	PCB dough rolling machine FI/M-FIP 32/42 L 93mm W 81mm 230V 50/60Hz		
spare parts for	403585		
	Part No.	550808	Ref. No. —
	PCB terminal block 10-pole raster size 5mm		




1			
Part No.	402221	Ref. No.	SL2990
description	PCB dough rolling machine FI32-FI42 L 95mm W 80mm 230V 50/60Hz		
For models:	FI32, FI42, FIP42		





1

Part No.	692027	Ref. No.	CO1931
description	PCB dough rolling machine STP30/40 new edition 230V		
For models:	FI30, FI40, FIP30, FIP40, FP30, FP40, FPP30, FPP40		




1

Part No.	402045	Ref. No.	SA3600
description	PCB hand blenders FM3 with potentiometer 230V		
For models:	FM3		




1

Part No.	697908	Ref. No.	SA1121 SL0883 SL0883 con connettori
description	PCB L 102mm W 95mm 50/60Hz 230/400V		
For models:	2000, AB12AT, AB12ATQ0, AB12L, AB12LQ0, AB12R, AB12T, AB12TQ0, AB22AE, AB22AEQ0, ABGC, ABGCP, CAFFES, GR12S, IM12C, IM12E, IM12S, IM18E, IM18S, IM25E, IM25S, IM38E, IM38S, IM7S, IP10, IP20, SI320, SI420, SI520, TR12C, TR12CQ0, TR12S, TR12SQ0, TR12TS, TR12TSQ0, TR22C, TR22CQ0, TR22TE, TR22TEQ0		




1

Part No.	403022	Ref. No.	SL2997
description	PCB L 73mm W 55mm with potentiometer		
For models:	FX40, MX40		




1

Part No.	402293	Ref. No.	SL0756
description	PCB L 80mm W 35mm with potentiometer 230V voltage AC		
For models:	FM3		




1

Part No.	403504	Ref. No.	SL0556
description	PCB meat mincer/cheese grater GR 12S suitable for FIMAR 230V		
For models:	2200, ABGC, ABGCP, GR12S, SE2200		




1

Part No.	403556	Ref. No.	SL3436
description	PCB meat mincer/cheese grater GR 12S suitable for FIMAR 400V		
For models:	GR12S		



1

Part No.	403575	Ref. No.	CO3924
description	PCB slicer L 128mm W 43mm 230-400V		
For models:	H300, H330, H350, H370, HL250, HL275, HL300, HS300, K300, K330, K350, K370, V300, V330, V350, V370		



1

Part No.	402826	Ref. No.	SL2921
description	power PCB for potato peeler device L 150mm W 100mm		
For models:	LCF10M, LCF18M, LCF5, LCN10, LCN10M, LCN18, LCN18M, LCN5, PLN10, PLN18, PLN5, PPF10M, PPF18M, PPF25, PPF5, PPN10, PPN10M, PPN18, PPN18M, PPN25, PPN5		




central units



1

Part No.	347913	Ref. No.	SA1220
description	control box 230/240V		
For models:	IM12C, IM12CN, IM12F, IM12FN, IM12S, IM12SN, IM18C, IM18CN, IM18F, IM18FN, IM18S, IM18SN, IM25C, IM25CN, IM25F, IM25FN, IM25S, IM25SN, IM38C, IM38CN, IM38F, IM38FN, IM38S, IM38SN, IM7S, IM7SN		



1

Part No.	346589	Ref. No.	SL0935
description	control box 230V		
For models:	IM12C, IM12E, IM12F, IM12S, IM18C, IM18E, IM18F, IM18S, IM20L, IM25C, IM25E, IM25F, IM25S, IM30L, IM38C, IM38E, IM38F, IM38S, IM7S		



1

Part No.	346590	Ref. No.	SL0934
description	control box 400V		



1

Part No.	348170	Ref. No.	SA1210
description	control box 400V		
For models:	IM12C, IM12CN, IM12F, IM12FN, IM12S, IM12SN, IM18C, IM18CN, IM18F, IM18FN, IM18S, IM18SN, IM25C, IM25CN, IM25F, IM25FN, IM25S, IM25SN, IM38C, IM38CN, IM38F, IM38FN, IM38S, IM38SN, IM50C, IM50CN, IM50F, IM50FN, IM50S, IM50SN, IM7S, IM7SN		



1

Part No.	346591	Ref. No.	SL0952
description	control box 400V 2 speeds		
For models:	IM12C, IM12E, IM12F, IM12S, IM18C, IM18E, IM18F, IM18S, IM25C, IM25E, IM25F, IM25S, IM38C, IM38E, IM38F, IM38S, IM7S		



1

Part No.	699001	Ref. No.	SA1250
description	control box complete for vegetable slicer 230V		



1

Part No.	402541	Ref. No.	SA1240 SL0954
description	control box complete vegetable slicers 380/400V		
For models:	2000, TV2000, TV2000R, TV3000		

keypads

front foils



1

Part No.	518670	Ref. No.	SL4125
description	keypad foil for dough mixer L 100mm W 60mm		



1

Part No.	511927	Ref. No.	37M1610 SL1504
description	keypad foil for potato peeler device silver L 175mm W 61mm buttons 3		
For models:	LCF10, LCF10M, LCF18, LCF18M, LCN10, LCN10M, LCN18, LCN18M, PPF10, PPF10M, PPF18, PPF18M, PPN10, PPN10M, PPN18, PPN18M		



fans

axial fans

import



1			
Part No.	601604 ¹	Ref. No.	SL3263
description	axial fan L 119mm W 119mm H 38mm 230VAC 50/60Hz 17/15W bearing slide bearing manuf. no. AA1282HS-AT connection cable 300mm fan wheel ø 110mm temp.-resist. 70°C input current 0.1A airflow 130m³/h 2600rpm		

¹with slide bearings

refrigeration fans

refrigeration motors universal

ebm-papst

miscellaneous



1			
Part No.	601783	Ref. No.	C00143
description	fan motor 10W 230V 50/60Hz L3 87mm W 67mm cable length 400mm 1300rpm ebm-papst M4Q045-CA03-51/C18 3 mounting options bearing slide bearing for refrigerated counters		
spare parts for	601783		
	Part No.	601413	Ref. No. —
	fixing plate suitable for fanwheel ED ø 32mm shaft ø 7 mounting distance 26mm		
accessories for	601783		
	Part No.	601385	Ref. No. —
	fan wheel sucking ø 172mm fan wheel mounting 25.4mm blade angle 34° W 42mm aluminium		

motors

gear motors

for grills



1			
Part No.	499209	Ref. No.	C00685
description	gear motor KENTA type K9113069 23W 230V 50Hz 2.5rpm shaft ø 6x8mm L 108mm W 58mm H 66mm		
For models:	RW8		

for dough mixers



1			
Part No.	501522	Ref. No.	SL3295
description	gear motor 2200W 230-400V voltage AC 50Hz 1420rpm L 520mm W 250mm H 260mm		
For models:	IM50CN, IM50FN, IM50SN		
spare parts for	501522		
	Part No.	521180	Ref. No. SL4309
	fanwheel cover ø 195mm H 100mm		

miscellaneous

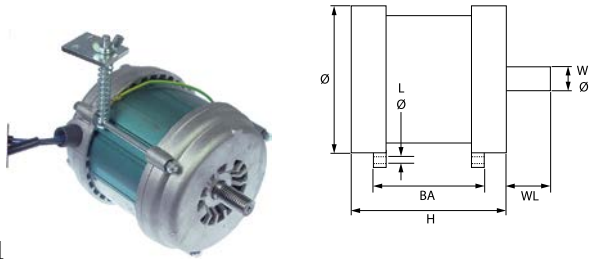


1			
Part No.	500489	Ref. No.	C01680
description	gear motor CROUZET type 80804011 24V 4.6rpm shaft ø 0.88mm L 92mm W 64mm H 97mm for toaster		
For models:	TOC, TOCS		



motors

for slicers



1

Part No.	500917	Ref. No.	CO4145
description	motor 230V 370W 1 phase shaft \varnothing 15mm shaft length 31mm \varnothing 150mm H 145mm 300-330-350		
For models:	H330, H350, H370, HL300, K330, K350, K370		

for bar blender



1

Part No.	499202	Ref. No.	CO1665
description	motor for mixer 230V 50Hz 1 phase shaft \varnothing 10mm shaft length 125mm H 117mm L 70mm W 62mm		
For models:	FR1G, FR1P, FR2G, FR2P		

for cutters



1

Part No.	500887	Ref. No.	SL0939
description	motor 2 speeds 600/800W 400V 50Hz 3 phase shaft \varnothing 14mm flange \varnothing 160mm 1400/2800rpm type DN80B2/4 \varnothing 150mm H 200mm L 230mm MOTORI ELETTRICI 0.6/0.8kW		
For models:	CL5, CL8, IM12C, IM12E, IM12F, IM12S, IM18C, IM18E, IM18F, IM18S, IM7S		

1

Part No.	500886	Ref. No.	SL0040
description	motor 230/400V 50Hz 1400rpm type 80 3 phase shaft \varnothing 14mm \varnothing 150mm H 200mm L 230mm flange \varnothing 160mm 750W 0.75kW		
For models:	CL3, CL5, CL8, IM12C, IM12E, IM12F, IM12S, IM18C, IM18E, IM18F, IM18S, IM30L, IP20, PPF10, PPF10M, PPN10, PPN10M, PPN18M		



1

Part No.	500885	Ref. No.	SL0041
description	motor 750W 230V 50Hz 1 phase shaft \varnothing 14mm flange \varnothing 160mm 1400rpm type MN80C/4 \varnothing 150mm H 200mm L 230mm ICME 0.75kW		
For models:	CL3, CL5, CL8, IM12C, IM12E, IM12F, IM12S, IM18C, IM18E, IM18F, IM18S, IM30L, PPF10, PPF10M, PPN10, PPN10M, PPN18M		

for meat mincers

rotors




1

Part No.	697311	Ref. No.	SA6800
description	rotor \varnothing 89.2mm shaft \varnothing 25mm shaft length 220mm Mod.22 meat mincer/cheese grater		
For models:	AB22A, TR22S		

for vegetable slicers




1

Part No.	499331	Ref. No.	SL6035
description	motor 230V 50Hz shaft \varnothing 17mm shaft length 42mm \varnothing 113mm H 200mm mounting distance 72mm FI/FIP/FIM from serial no. 150300069 capacitor 16 μ F		
spare parts for	499331		
	Part No.	Ref. No.	SL0177
	operating capacitor capacity 16 μ F 425V tolerance 5% 50/60Hz ambient temperature max. -25 to +85°C \varnothing 35mm L 73mm single M8 plastic connection male faston 6.3mm 416.10.99 protection		

1

Part No.	499254	Ref. No.	SL1470
description	motor 450W 230V 50Hz 1 phase shaft \varnothing 14mm flange \varnothing 160mm 1320rpm type MYT 712-4 \varnothing 140mm H 180mm L 220mm 0.45kW		
For models:	2000, FI32, FI40, FI42, FIP40, FIP42, FNT, FP40, FPP40, PPF5, PPN5, TV2000, TV2000R, TV2500, TV3000, TV4000		


1

Part No.	499347	Ref. No.	SL1470 (old version)
description	motor 450W 230V 50Hz 1 phase shaft \varnothing 14mm flange \varnothing 160mm 1360rpm type M71B4 \varnothing 140mm H 180mm L 220mm ICME 0.45kW		




1

Part No.	499041	Ref. No.	SL1470 old version
description	motor up to serial no. 150300068 450W 230V 50Hz 1 phase shaft \varnothing 14mm flange \varnothing 160mm 1360rpm type MN71C/4 B5 \varnothing 140mm H 180mm L 220mm ICME 0.45kW		



1

Part No.	500712	Ref. No.	CO2114
description	motor 400V 50Hz 3 phase shaft \varnothing 10mm shaft length 21mm 1400rpm \varnothing 120mm H 170mm mounting distance 136mm PP4 Expo		
For models:	PL4		



1


Part No.	500714	Ref. No.	CO2116
description	motor 400V 50Hz 3 phase shaft \varnothing 12mm shaft length 23mm 1400rpm mounting distance 188mm PP8 Expo		
For models:	PL8		

for potato peelers



1

Part No.	500711	Ref. No.	CO2115
description	motor 230V 50Hz 1 phase shaft \varnothing 10mm shaft length 21mm 1400rpm \varnothing 120mm H 170mm mounting distance 136mm PP4 Expo		
For models:	PL4		



1

Part No.	500713	Ref. No.	CO2117
description	motor 230V 50Hz 1 phase shaft \varnothing 12mm shaft length 23mm 1400rpm type RG08260A mounting distance 188mm PP8 Expo		
For models:	PL8		

for hand blenders


motors



1

Part No.	698373	Ref. No.	SL2899
description	motor for hand blender 230V 50Hz shaft \varnothing 8mm mounting distance 55mm H 150mm		
For models:	FX40, FX42S, MX40, MX42S		

accessories



1

Part No.	697415	Ref. No.	SL2815
description	carbon brush rectangular L 18mm W 8mm H 6mm FM3 Qty 1 pcs		
For models:	FM3		



universal



1

Part No.	499224	Ref. No.	SL1041
description	motor 1100W 230/400-275/480V 50/60Hz 3 phase flange ø 160mm 1410/1710rpm type T90S4T L 280mm shaft ø 14x16mm for dough mixer 4.5/2.6-4.0/2.3A		
For models:	IM25SE, IM25SM, IM35SE, IM35SM, PPF18M, PPN10M, PPN18, PPN18M		



1

Part No.	500888	Ref. No.	SL0090
description	motor 1100W 230V 50Hz 1 phase shaft ø 19mm flange ø 160mm 1400rpm type M905B ø 180mm H 220mm L 250mm ICME 1.1kW		
For models:	IM25C, IM25E, IM25F, IM25S		
spare parts for	500888		
	Part No.	365018	Ref. No. —
	operating capacitor capacity 35µF 400V tolerance 5%Hz ambient temperature max. -25 to +85°C ø 45mm L 95mm M8 plastic connection male faston 6.3mm protection		




1

Part No.	499205	Ref. No.	SL3311
description	motor 1500/1800W 230/400-277/480V 50/60Hz 3 phase shaft ø 24/27mm flange ø 139mm 1400/1680rpm type TN90L/4 ø 160mm H 222mm L 280mm DRdrives 1.5/1.8kW		
For models:	IM25CN, IM25FN, IM25SN, IM38CN, IM38FN, IM38SN		



1

Part No.	500891	Ref. No.	SL0092
description	motor 1500W 230V 50Hz 1 phase shaft ø 19mm flange ø 160mm 1400rpm type M90L4 ø 180mm H 220mm L 280mm ICME 1.5kW		
For models:	IM38C, IM38E, IM38F, IM38S		
spare parts for	500891		
	Part No.	365022	Ref. No. —
	operating capacitor capacity 40µF 400V tolerance 5%Hz ambient temperature max. -25 to +85°C ø 45mm L 95mm M8 plastic connection male faston 6.3mm protection		



1

Part No.	500890	Ref. No.	SL0940
description	motor 2 speeds 1000/1400W 400V 50Hz 3 phase shaft ø 19mm flange ø 160mm 1400/2800rpm type DN90S2/4 ø 180mm H 220mm L 260mm MOTORI ELETTRICI 1/1.4kW		
For models:	IM25C, IM25E, IM25F, IM25S		


1

Part No.	500895	Ref. No.	SL2718 SL3010
description	motor 2 speeds 400V 50Hz 1400/2800rpm type 100 3 phase shaft ø 24mm flange ø 200mm 2600/3370W 2.6/3.37kW		
For models:	IM50C, IM50F, IM50S		




1

Part No.	500893	Ref. No.	SL0919
description	motor 2 speeds 400V 50Hz 1400/2800rpm type 90L 3 phase shaft ø 19mm ø 180mm H 220mm L 280mm flange ø 160mm 1300/1700W 1.3/1.7kW		
For models:	IM38C, IM38E, IM38F, IM38S		

1

Part No.	500887	Ref. No.	SL0939
description	motor 2 speeds 600/800W 400V 50Hz 3 phase shaft \varnothing 14mm flange \varnothing 160mm 1400/2800rpm type DN80B2/4 \varnothing 150mm H 200mm L 230mm MOTORI ELETTRICI 0.6/0.8kW		
For models:	CL5, CL8, IM12C, IM12E, IM12F, IM12S, IM18C, IM18E, IM18F, IM18S, IM7S		



1


Part No.	500894	Ref. No.	SL2643
description	motor 230/400V 50Hz 1400rpm type 100 3 phase shaft \varnothing 24mm flange \varnothing 200mm 2200W 2.2kW		
For models:	IM50C, IM50F, IM50S		

1

Part No.	500884	Ref. No.	SL1120
description	motor 230/400V 50Hz 1400rpm type 71 3 phase shaft \varnothing 11mm \varnothing 140mm H 180mm L 220mm flange \varnothing 140mm 370W 0.37kW		
For models:	IM20L, IM7S, IP10		

1

Part No.	500886	Ref. No.	SL0040
description	motor 230/400V 50Hz 1400rpm type 80 3 phase shaft \varnothing 14mm \varnothing 150mm H 200mm L 230mm flange \varnothing 160mm 750W 0.75kW		
For models:	CL3, CL5, CL8, IM12C, IM12E, IM12F, IM12S, IM18C, IM18E, IM18F, IM18S, IM30L, IP20, PPF10, PPF10M, PPN10, PPN10M, PPN18M		




1


Part No.	500889	Ref. No.	SL0089
description	motor 230/400V 50Hz 1400rpm type 90 3 phase shaft \varnothing 19mm \varnothing 180mm H 220mm L 250mm flange \varnothing 160mm 1100W 1.1kW		
For models:	IM25C, IM25E, IM25F, IM25S, PPF25, PPN25		


1

Part No.	500892	Ref. No.	SL0091
description	motor 230/400V 50Hz 1400rpm type 90 3 phase shaft \varnothing 19mm \varnothing 180mm H 220mm L 260mm flange \varnothing 160mm 1500W 1.5kW		
For models:	IM38C, IM38E, IM38F, IM38S		



1

Part No.	500883	Ref. No.	SL1112	
description	motor 370W 230V 50Hz 1 phase shaft \varnothing 11mm flange \varnothing 140mm 1400rpm type M71BL4 \varnothing 140mm H 180mm L 220mm ICME 0.37kW			
For models:	IM20L, IM7S			
spare parts for	500883			
	Part No.	365014	Ref. No.	—
	operating capacitor capacity 12.5 μ F 450V tolerance 5%Hz ambient temperature max. -25 to +85°C \varnothing 35mm L 70mm M8 plastic connection male faston 6.3mm 45S.C3DS.12.5 protection			



1

Part No.	499254	Ref. No.	SL1470
description	motor 450W 230V 50Hz 1 phase shaft \varnothing 14mm flange \varnothing 160mm 1320rpm type MYT 712-4 \varnothing 140mm H 180mm L 220mm 0.45kW		
For models:	2000, FI32, FI40, FI42, FIP40, FIP42, FNT, FP40, FPP40, PPF5, PPN5, TV2000, TV2000R, TV2500, TV3000, TV4000		



1

Part No.	499347	Ref. No.	SL1470 (old version)
description	motor 450W 230V 50Hz 1 phase shaft \varnothing 14mm flange \varnothing 160mm 1360rpm type M71B4 \varnothing 140mm H 180mm L 220mm ICME 0.45kW		



1

Part No.	500473	Ref. No.	SL3309
description	motor 750W 230/400V 50Hz 3 phase shaft \varnothing 19mm flange \varnothing 120mm 1400rpm type FS80B4 \varnothing 150mm H 200mm L 240mm ICME 0.75kW		
For models:	IM12CN, IM12FN, IM12SN, IM18CN, IM18FN, IM18SN		



1

Part No.	500885	Ref. No.	SL0041
description	motor 750W 230V 50Hz 1 phase shaft \varnothing 14mm flange \varnothing 160mm 1400rpm type MN80C/4 \varnothing 150mm H 200mm L 230mm ICME 0.75kW		
For models:	CL3, CL5, CL8, IM12C, IM12E, IM12F, IM12S, IM18C, IM18E, IM18F, IM18S, IM30L, PPF10, PPF10M, PPN10, PPN10M, PPN18M		



1

Part No.	499041	Ref. No.	SL1470 old version
description	motor up to serial no. 150300068 450W 230V 50Hz 1 phase shaft \varnothing 14mm flange \varnothing 160mm 1360rpm type MN71C/4 B5 \varnothing 140mm H 180mm L 220mm ICME 0.45kW		



1

Part No.	499224	Ref. No.	SL1041
description	motor 1100W 230/400-275/480V 50/60Hz 3 phase flange \varnothing 160mm 1410/1710rpm type T90S4T L 280mm shaft \varnothing 14x16mm for dough mixer 4.5/2.6-4.0/2.3A		
For models:	IM25SE, IM25SM, IM35SE, IM35SM, PPF18M, PPN10M, PPN18, PPN18M		

1

Part No.	500895	Ref. No.	SL2718 SL3010
description	motor 2 speeds 400V 50Hz 1400/2800rpm type 100 3 phase shaft \varnothing 24mm flange \varnothing 200mm 2600/3370W 2.6/3.37kW		
For models:	IM50C, IM50F, IM50S		



1

Part No.	500893	Ref. No.	SL0919
description	motor 2 speeds 400V 50Hz 1400/2800rpm type 90L 3 phase shaft \varnothing 19mm \varnothing 180mm H 220mm L 280mm flange \varnothing 160mm 1300/1700W 1.3/1.7kW		
For models:	IM38C, IM38E, IM38F, IM38S		



1

Part No.	500894	Ref. No.	SL2643
description	motor 230/400V 50Hz 1400rpm type 100 3 phase shaft \varnothing 24mm flange \varnothing 200mm 2200W 2.2kW		
For models:	IM50C, IM50F, IM50S		




1

Part No.	500884	Ref. No.	SL1120
description	motor 230/400V 50Hz 1400rpm type 71 3 phase shaft ø 11mm ø 140mm H 180mm L 220mm flange ø 140mm 370W 0.37kW		
For models:	IM20L, IM7S, IP10		

2

Part No.	500886	Ref. No.	SL0040
description	motor 230/400V 50Hz 1400rpm type 80 3 phase shaft ø 14mm ø 150mm H 200mm L 230mm flange ø 160mm 750W 0.75kW		
For models:	CL3, CL5, CL8, IM12C, IM12E, IM12F, IM12S, IM18C, IM18E, IM18F, IM18S, IM30L, IP20, PPF10, PPF10M, PPN10, PPN10M, PPN18M		



1

Part No.	500889	Ref. No.	SL0089
description	motor 230/400V 50Hz 1400rpm type 90 3 phase shaft ø 19mm ø 180mm H 220mm L 250mm flange ø 160mm 1100W 1.1kW		
For models:	IM25C, IM25E, IM25F, IM25S, PPF25, PPN25		

1

Part No.	500892	Ref. No.	SL0091
description	motor 230/400V 50Hz 1400rpm type 90 3 phase shaft ø 19mm ø 180mm H 220mm L 260mm flange ø 160mm 1500W 1.5kW		
For models:	IM38C, IM38E, IM38F, IM38S		

condensators & interference suppression filters

operating capacitors

plastic



1

Part No.	365021	Ref. No.	SL0177
description	operating capacitor capacity 16µF 425V tolerance 5% 50/60Hz ambient temperature max. -25 to +85°C ø 35mm L 73mm single M8 plastic connection male faston 6.3mm 416.10.99 protection		
For models:	AB12AT, AB12ATQ0, AB12L, AB12LQ0, AB12R, AB12T, AB12TQ0, AB22AE, AB22AEQ0, ABGC, ABGCP, CAFFES, GR12S, IM12C, TR12C, TR12CQ0, TR12S, TR12SQ0, TR12TS, TR12TSQ0		



1

Part No.	365013	Ref. No.	CO3942
description	operating capacitor capacity 8µF 400V tolerance 5%Hz ambient temperature max. -25 to +85°C ø 31.5mm L 55mm M8 plastic connection male faston 6.3mm protection		
For models:	G350, G370, H220, H250, H275, H300, H330, H350, H370, HL250, HL275, HL300, HS250, HS300, K300, K330, K350, K370, V250, V300, V330, V350, V370, V380		

gas taps

PEL

21S series



1




Part No.	101095	Ref. No.	CO3139	
description	gas tap PEL type 21S gas inlet M16x1.5 (tube ø 10mm) bypass nozzle ø 0.35mm gas outlet M16x1.5 (tube ø 10/8mm) thermocouple connection M8x1 pilot connection M10x1 shaft ø 8x6.5mm shaft L 22/15mm shaft flat lower			
For models:	B115, B50, B80			
spare parts for	101095			
	Part No.	100408	Ref. No.	—
	bypass nozzle type PEL20/21 bore ø 0.35mm thread M5x0.5			
	Part No.	101060	Ref. No.	—
	magnet unit standard L 39mm D1 ø 15.4mm D2 ø 11mm suitable for PEL20-21/JUNKERS/EGA			
	Part No.	101206	Ref. No.	—
	gas tap front part shaft ø 8x6.5mm shaft L 22/15mm shaft flat upper/lower suitable for PEL21			

Table continues overleaf





spare parts for		101095	
	Part No.	101230	Ref. No. —
thermocouple nut T1: M8x1 T2: M18x1 aluminium			
accessories for		101095	
	Part No.	100908	Ref. No. —
union screw thread M10x1 for pipe ø 4mm Qty 1 pcs			
	Part No.	100909	Ref. No. —
union screw thread M10x1 for pipe ø 6mm Qty 1 pcs			
	Part No.	101246	Ref. No. —
olive for pipe ø 4mm Qty 1 pcs			
	Part No.	101278	Ref. No. —
olive for pipe ø 10mm Qty 1 pcs			
	Part No.	101286	Ref. No. —
olive ID ø 6mm Qty 1 pcs			
	Part No.	101300	Ref. No. —
union nut thread M16x1.5 tube ø 10mm			
	Part No.	101450	Ref. No. —
olive for pipe ø 8mm L 12.7mm Qty 1 pcs ED ø 10mm			
	Part No.	101451	Ref. No. —
union nut thread M16x1.5 tube ø 8mm			
	Part No.	110081	Ref. No. —
knob ø 70mm shaft ø 8x6.5mm shaft flat universal			
	Part No.	112206	Ref. No. —
knob dial plate silver gas tap PEL21/22/23 t.max. °C ED ø 63mm ID ø 45.5mm			
















gas thermostats

SIT

710 Minisit series




Part No.	101135	Ref. No.	C00767
description	gas thermostat SIT type MINISIT 710 t.max. 190°C 110-190°C gas inlet 1/2" gas outlet 3/8" thermocouple connection M9x1 pilot connection M10x1 probe ø 6mm probe L 102mm capillary pipe 1050mm probe type type A3 pressure controller no pressure regulatormbar gland nut		
For models:	SF10DM, SF10M		
spare parts for		101135	
	Part No.	101053	Ref. No. —
magnet unit T1: M9x1 T2: M24x1 L 45mm ø 17mm suitable for Minisit			





spare parts for		101135	
	Part No.	102118	Ref. No. —
probe 110-190°C probe ø 6mm probe L 102mm capillary pipe 1050mm t.max. 190°C fryer probe type type A3 suitable for MINISIT 710			
accessories for		101135	
	Part No.	100809	Ref. No. —
O-ring EPDM thickness 2mm ID ø 21mm Qty 1 pcs			
	Part No.	100820	Ref. No. —
gland duct ET M14x1.5 IT M10x0.75 probe ø max. 6.5mm WS 22			
	Part No.	100904	Ref. No. —
locking screw M10x1 for pipe ø 4mm Qty 1 pcs			
	Part No.	100905	Ref. No. —
locking screw M10x1 for pipe ø 6mm Qty 1 pcs			
	Part No.	101054	Ref. No. —
magnet unit T1: M10x1 T2: M24x1 L 45mm ø 17mm suitable for Minisit			
	Part No.	101136	Ref. No. —
piezoelectric igniter suitable for Minisit with cover cap ømm connection F6.3x0.8			
	Part No.	101137	Ref. No. —
cover cap without piezoelectric igniter			
	Part No.	101267	Ref. No. —
reducer IT 3/8" ET 1/2" L 21mm			
	Part No.	101268	Ref. No. —
gas connection thread 3/8" angled with O-ring MINISIT 710			
	Part No.	101269	Ref. No. —
gas connection thread 1/2" angled with O-ring MINISIT 710			
	Part No.	101270	Ref. No. —
screw connection IT 3/8" ET 3/8" L 28mm			
	Part No.	101272	Ref. No. —
screw connection IT 1/2" ET 3/8" L 57mm			
	Part No.	101273	Ref. No. —
olive for pipe ø 12mm L 9.5mm brass Qty 1 pcs suitable for universal			
	Part No.	101274	Ref. No. —
olive for pipe ø 16mm Qty 1 pcs			
	Part No.	101275	Ref. No. —
union screw thread 1/2" for pipe ø 16mm Qty 1 pcs			
	Part No.	101276	Ref. No. —
union screw thread 3/8" tube ø 12mm Qty 1 pcs			
	Part No.	110068	Ref. No. —
knob suitable for Minisit ø 37mm			



SABAF



1


Part No.	101687	Ref. No.	C02279
description	gas thermostat SABAF t.max. 300°C gas inlet pipe flange ø16mm bypass nozzle ø 0.37mm gas outlet M13x1 IT (tube ø 8mm) gas outlet 2 thermocouple connection M8x1 pilot connection capillary pipe 850mm probe ø 4mm probe L 140mm shaft ø 8x6.5mm shaft L 17/12mm shaft flat lower		
For models:	CR400G1, CR400G2		
accessories for	101687		
	Part No.	101277	Ref. No. —
	olive ID ø 8mm Qty 1 pcs		
	Part No.	101376	Ref. No. —
	gasket ID ø 8mm ED ø 12mm H 3/5mm		
	Part No.	101477	Ref. No. —
	union screw thread M13x1 tube ø 8mm Qty 1 pcs		
	Part No.	101751	Ref. No. —
	bracket		

ignition parts

pilot burners

SIT

100 series




1

Part No.	103290	Ref. No.	C04715
description	pilot burner SIT type 100 series 3 flames kit		
For models:	GL70		


producer-specific pilot burners

FIMAR






1

Part No.	100768	Ref. No.	C03106
description	ignition electrode D1 ø 6mm connection F 2.8x0.8mm D2 ø 8mm L1 8mm L2 2mm BL1 28mm BL2 16mm to clip		
For models:	B115, B50, B80		



1


Part No.	100149	Ref. No.	C03108
description	pilot burner bracket		
For models:	B115, B50, B80		
accessories for	100149		
	Part No.	100141	Ref. No. C03107
	pilot burner cap		
	Part No.	100161	Ref. No. C03151
	pilot burner nozzle bore ø 0.2mm		
	Part No.	100768	Ref. No. C03106
	ignition electrode D1 ø 6mm connection F 2.8x0.8mm D2 ø 8mm L1 8mm L2 2mm BL1 28mm BL2 16mm to clip		




1


Part No.	100141	Ref. No.	C03107
description	pilot burner cap		
For models:	B115, B50, B80		
accessories for	100141		
	Part No.	100149	Ref. No. C03108
	pilot burner bracket		
	Part No.	100161	Ref. No. C03151
	pilot burner nozzle bore ø 0.2mm		
	Part No.	100163	Ref. No. C03150
	pilot burner nozzle bore ø 0.3mm		
	Part No.	100768	Ref. No. C03106
	ignition electrode D1 ø 6mm connection F 2.8x0.8mm D2 ø 8mm L1 8mm L2 2mm BL1 28mm BL2 16mm to clip		



			
1			
Part No.	100161	Ref. No.	C03151
description	pilot burner nozzle bore \varnothing 0.2mm		
For models:	B115, B50, B80		


			
1			
Part No.	100163	Ref. No.	C03150
description	pilot burner nozzle bore \varnothing 0.3mm		
For models:	B115, B50, B80		


electrodes

			
1			
Part No.	100768	Ref. No.	C03106
description	ignition electrode D1 \varnothing 6mm connection F 2.8x0.8mm D2 \varnothing 8mm L1 8mm L2 2mm BL1 28mm BL2 16mm to clip		
For models:	B115, B50, B80		

ignition cables

pre-assembled cables

			
1			
Part No.	100179	Ref. No.	C03130
description	ignition cable cable length 1200mm connection F2.8mm / \varnothing 2.4mm		
For models:	B115, B80		


			
1			
Part No.	100015	Ref. No.	C04714
description	ignition cable cable length 600mm connection \varnothing 2.4mm / \varnothing 2.4mm		
For models:	GL70		

piezoelectric igniters

mounting diameter 18mm

			
1			
Part No.	100009	Ref. No.	C03119
description	piezoelectric igniter body plastic blowing mounting \varnothing 18mm connection \varnothing 2.4mm front measurements 26mm M18x1.5		
For models:	B115, B50, B80		
accessories for	100009		
	Part No.	101339	Ref. No.
			—
	cover cap for piezoelectric igniter		
	Part No.	106869	Ref. No.
			—
	cover cap for piezoelectric igniter ID \varnothing 22mm ED \varnothing 35mm H 25mm		
	Part No.	107931	Ref. No.
			—
	cover cap for piezoelectric igniter ID \varnothing 21mm ED \varnothing 36mm		

mounting diameter 22mm

			
1			
Part No.	100005	Ref. No.	C00273
description	piezoelectric igniter body plastic blowing mounting \varnothing 22mm connection \varnothing 2.4mm cable lengthmm SIT		
For models:	GL70		

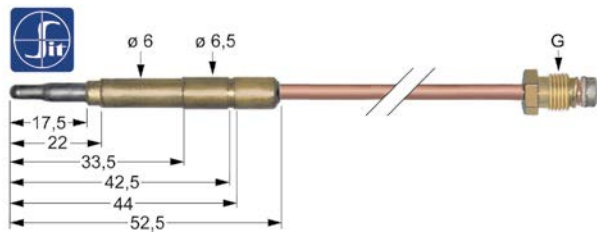
thermocouples

plug-in thermocouples

plug-in thermocouples standard

with barrel socket \varnothing 6(6.5)mm

thermocouples SIT

			
1			
Part No.	107603	Ref. No.	C03161
description	thermocouple SIT M8x1 L 1000mm plug connection \varnothing 6.0(6.5)mm		
For models:	B115, B80		




Part No.	107605	Ref. No.	C03110
description	thermocouple SIT M8x1 L 1500mm plug connection ø6.0(6.5)mm		
For models:	B115		

Part No.	107601	Ref. No.	C03031
description	thermocouple SIT M8x1 L 600mm plug connection ø6.0(6.5)mm		
For models:	B115, B50, B80		

threaded thermocouples

threaded thermocouples standard

threaded thermocouples (miscellaneous)

Part No.	102121	Ref. No.	C02269
description	thermocouple M8x1 L 600mm M6x0.5		
For models:	CR400G1, CR400G2		
accessories for	102121		
	Part No.	100892	Ref. No. —
	thermocouple nut thread M6x0.5 H 6.5mm WS 8 brass Qty 1 pcs		

gas burners

bar burners

bar burners

Part No.	105380	Ref. No.	C03100
description	bar burner ø 22mm Wmm Hmm L 540mm chargrill B50/B80		
For models:	B115, B50, B80		

Part No.	105381	Ref. No.	C03158
description	bar burner ø 25mm Wmm Hmm L 542mm chargrill B115		
For models:	B115		

Part No.	105554	Ref. No.	C05021 C05022
description	bar burner ø 50mm Wmm Hmm L 520mm flange width 52mm flange ø 75mm pizza oven		
For models:	FGI4, FGI6, FGI9		

Part No.	105862	Ref. No.	C05023
description	bar burner ø 50mm Wmm Hmm L 800mm flange width 52mm flange ø 75mm mounting pos. lateral pizza oven		
For models:	FGI6, FGI9		

Part No.	210166	Ref. No.	C03126
description	chargrill grid L 540mm W 160mm		
For models:	B115, B50, B80		

Part No.	211010	Ref. No.	C02927
description	lava rock grid L 498mm W 320mm H 20mm		
For models:	B50, B80		



1

Part No.	211011	Ref. No.	C03128
description	lava rock grid L 500mm W 480mm H 20mm		
For models:	B115		

chargrill grids



1

Part No.	210166	Ref. No.	C03126
description	chargrill grid L 540mm W 160mm		
For models:	B115, B50, B80		

lava rock grids



1

Part No.	211010	Ref. No.	C02927
description	lava rock grid L 498mm W 320mm H 20mm		
For models:	B50, B80		



1

Part No.	211011	Ref. No.	C03128
description	lava rock grid L 500mm W 480mm H 20mm		
For models:	B115		

gas nozzles

main nozzles

gas nozzles M8x0.75



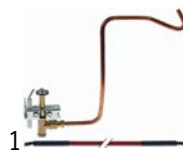
1

Part No.	104071	Ref. No.	C03142
description	gas injector thread M8x0.75 WS 11 bore \varnothing 0.92mm		
For models:	B115, B50, B80		

pilot burner nozzles

pilot burner nozzles (other)

FIMAR



1

Part No.	103286	Ref. No.	C05739
description	pilot burner conversion kit natural gas		



1

Part No.	100161	Ref. No.	C03151
description	pilot burner nozzle bore \varnothing 0.2mm		
For models:	B115, B50, B80		



1

Part No.	100163	Ref. No.	C03150
description	pilot burner nozzle bore \varnothing 0.3mm		
For models:	B115, B50, B80		

auxiliary gas parts

consumables

lava rocks / ceramic briquetts



1

Part No.	211008	Ref. No.	LAVAB50
description	lava rocks size ca.20-70mm Qty 5kg		
For models:	B115, B50, B80		



equipment-specific units

for slicers

covers



1

Part No.	697888	Ref. No.	C04496
description	blade covering ø 300mm for knife ø 250mm mounting thread M8 mounting ø 12		
For models:	H370, K370		

eccentric disc for slice thickness



1

Part No.	698338	Ref. No.	C03438
description	eccentrics for cutting thickness hole ø 12mm groove width 6mm ED ø 56mm thickness 22.7mm plastic		
For models:	G300, V300I		

blades

standard



1

Part No.	697463	Ref. No.	C02763
description	slicing machine blade ED ø 350mm seat ø 57mm 4 hole ID ø 280mm H 22.5mm 100Cr6 standard		
For models:	G350, H350, K350, V350		

grindstones



1

Part No.	698198	Ref. No.	C03901
description	grindstone ø 45mm thickness 9mm bore ø 6mm grained coarse with bevel, without hub		
For models:	H220, H250, H275, H300, H330, H350, H370, HL250, HL275, HL300, HS250, HS300, K300, K330, K350, K370, V250, VV300, VV350		

grindstones with hub



1

Part No.	697424	Ref. No.	C03444
description	grindstone ø 40mm thickness 8mm bore ø 6mm grained coarse with bevel, with hub		



1

Part No.	697423	Ref. No.	C03443
description	grindstone ø 40mm thickness 8mm bore ø 6mm grained fine with bevel, with hub		
For models:	G220, G250, G300, G350I, G370I, H220, H250, H275, H300, H330, H350, H370, HL300, HS250, HS300, V300I, V350I, V370I		



1

Part No.	697358	Ref. No.	C03900
description	grindstone ø 50mm thickness 8mm bore ø 6mm grained fine with bevel, with hub		
For models:	H220, H250, H275, H300, H330, H350, H370, HL250, HL275, HL300, HS250, HS300, K300, K330, K350, K370, V250, VV300, VV350		

carriages

handles



1

Part No.	692322	Ref. No.	C03959
description	pull handle L 132mm H 46mm mounting distance 115mm thread M6 W 30mm black		
For models:	H250, H275, H300, H330, H350, H370, HL250, HL275, HL300, HS250, HS300, V250		



for bandsaws

impellers



1

Part No.	699590	Ref. No.	C02371
description	impeller for motor disc \varnothing 220mm shaft intake \varnothing 17-19mm disc width 10mm overall width 34mm for bandsaw		
For models:	SE1830, SE1830Q0		

saw blades

width 16mm



1

Part No.	699026	Ref. No.	SL4028
description	saw blade L 1550mm W 16mm thickness 0.5mm tooth spacing 6mm		
For models:	SE1550Q0		



1

Part No.	699039	Ref. No.	SL3962
description	saw blade L 1830mm W 16mm thickness 0.5mm tooth spacing 6mm		
For models:	SE1830Q0		

width 20mm



1

Part No.	697388	Ref. No.	SL2948
description	saw blade L 1550mm W 20mm thickness 0.5mm tooth spacing 6mm		
For models:	SE1550, SE1550Q0		



1

Part No.	699083	Ref. No.	SL0310
description	saw blade L 1800mm W 20mm thickness 0.5mm tooth spacing 6mm		
For models:	2200, SE2200		



1

Part No.	699085	Ref. No.	SL2949
description	saw blade L 1830mm W 20mm thickness 0.5mm tooth spacing 6mm		
For models:	SE1830, SE1830Q0		

miscellaneous



1

Part No.	697918	Ref. No.	SL0352
description	insert for blade guide \varnothing 34mm W 2mm H 11mm		
For models:	2200, SE2200		



1

Part No.	699591	Ref. No.	C02347
description	insert \varnothing 35/38mm H 8mm		
For models:	SE1550, SE1550Q0, SE1830, SE1830Q0		

for meat mincers

gearboxes



1

Part No.	697275	Ref. No.	SL0042
description	gearbox motor shaft \varnothing 14mm flange \varnothing 160mm transmission 1/28 drive shaft \varnothing 24mm flange \varnothing 160mm 12-18 S-C-F		
For models:	IM12C, IM12E, IM12F, IM12S, IM18C, IM18E, IM18F, IM18S, IM30L		



1

Part No.	697276	Ref. No.	SL0093
description	gearbox motor shaft \varnothing 19mm flange \varnothing 160mm transmission 1/28 drive shaft \varnothing 28mm flange \varnothing 1 200mm type RMI 70FL 25-38 S-C-F		
For models:	IM25C, IM25E, IM25F, IM25S, IM38C, IM38E, IM38F, IM38S		



1

Part No.	697277	Ref. No.	SL2642
description	gearbox motor shaft \varnothing 24mm flange \varnothing 200mm transmission 1/28 drive shaft \varnothing 32mm flange \varnothing 1 200mm type RMI 85FL 50 S-C-F		
For models:	IM50C, IM50F, IM50S		



1

Part No.	699296	Ref. No.	KA240309-2
description	gearbox \varnothing 36mm H 60mm model K5		
For models:	K5, K50, K5W		

gear wheels

1

Part No.	698205	Ref. No.	SL0125
description	gear wheel double \varnothing 32/70mm shaft intake \varnothing 15mm W 30mm teeth 18/41 splitting tooth width 14/11mm DIN/ISO Mod.12-22		
For models:	AB12AT, AB12ATQ0, AB12L, AB12LQ0, AB12R, AB12T, AB12TQ0, AB-22AE, AB22AEQ0, IM12C, TR12C, TR12CQ0, TR12S, TR12SQ0, TR12TS, TR12TSQ0, TR22C, TR22CQ0, TR22TE, TR22TEQ0		

1

Part No.	697310	Ref. No.	SL0243
description	gear wheel double \varnothing 49/100mm shaft intake \varnothing 17mm W 38mm teeth 21/47 tooth width 16/16mm Mod.22		
For models:	AB22A, TR22S		

1

Part No.	697309	Ref. No.	SL0242
description	gear wheel \varnothing 105mm shaft intake \varnothing 25mm teeth 49 tooth width 13mm Mod.22		
For models:	AB22A, TR22S		

1

Part No.	698285	Ref. No.	SL0128
description	gear wheel \varnothing 25mm shaft intake \varnothing 10mm teeth 13 splitting tooth width 20mm DIN/ISO AB groove width 0mm		
For models:	AB12AT, AB12ATQ0, AB12L, AB12LQ0, AB12R, AB12T, AB12TQ0, AB-22AE, AB22AEQ0, IM12C, TR12C, TR12CQ0, TR12S, TR12SQ0, TR12TS, TR12TSQ0, TR22C, TR22CQ0, TR22TE, TR22TEQ0		

1


Part No.	698286	Ref. No.	SL0130 SL0130FIM
description	gear wheel \varnothing 64mm shaft intake \varnothing 16mm teeth 40 splitting tooth width 13mm DIN/ISO groove width 0mm		
For models:	AB12AT, AB12ATQ0, AB12L, AB12LQ0, AB12R, AB12T, AB12TQ0, AB22AE, AB22AEQ0, BM11, IM12C, TR12C, TR12CQ0, TR12S, TR12SQ0, TR12TS, TR12TSQ0, TR22C, TR22CQ0, TR22TE, TR22TEQ0		


1


Part No.	697240	Ref. No.	SL0044
description	sprocket-wheel DIN/ISO 05 B-1 splitting 8mm teeth 16 shaft intake \varnothing 20mm H 14mm 7-12-18 S-C-F		
For models:	IM12C, IM12E, IM12F, IM12S, IM18C, IM18E, IM18F, IM18S, IM20L, IM7S		





			
1			
Part No.	697257	Ref. No.	SL2646
description	sprocket-wheel DIN/ISO 06 B-1 splitting 3/8" teeth 110 shaft intake ø 80mm H 5mm 50 S-C-F		
For models:	IM50C, IM50CN, IM50F, IM50FN, IM50S, IM50SN		


			
1			
Part No.	697193	Ref. No.	SL0024
description	sprocket-wheel DIN/ISO 06 B-1 splitting 3/8" teeth 15 shaft intake ø 17mm H 25mm 7-12-18 S-C-F		
For models:	IM12C, IM12CN, IM12E, IM12F, IM12FN, IM12S, IM12SN, IM18C, IM-18CN, IM18E, IM18F, IM18FN, IM18S, IM18SN, IM20L, IM7S, IM7SN		


			
1			
Part No.	697241	Ref. No.	SL0094
description	sprocket-wheel DIN/ISO 06 B-1 splitting 3/8" teeth 16 shaft intake ø 25mm H 28mm 25-38 S-C-F		
For models:	IM25C, IM25E, IM25F, IM25S, IM30L, IM38C, IM38E, IM38F, IM38S		


			
1			
Part No.	697242	Ref. No.	SL2645
description	sprocket-wheel DIN/ISO 06 B-1 splitting 3/8" teeth 20 shaft intake ø 30mm H 28mm 50 S-C-F		
For models:	IM50C, IM50F, IM50S		


			
1			
Part No.	697206	Ref. No.	SL0030
description	sprocket-wheel DIN/ISO 06 B-1 splitting 3/8" teeth 29 shaft intake ø 17mm H 28mm 7-12-18 S-C-F		
For models:	IM12C, IM12CN, IM12E, IM12F, IM12FN, IM12S, IM12SN, IM18C, IM-18CN, IM18E, IM18F, IM18FN, IM18S, IM18SN, IM20L, IM7S, IM7SN		


			
1			
Part No.	697256	Ref. No.	SL0100
description	sprocket-wheel DIN/ISO 06 B-1 splitting 3/8" teeth 85 shaft intake ø 60mm H 5mm 25-38 S-C-F		
For models:	IM25C, IM25CN, IM25E, IM25F, IM25FN, IM25S, IM25SN, IM30L, IM38C, IM38CN, IM38E, IM38F, IM38FN, IM38S, IM38SN		

			
1			
Part No.	697209	Ref. No.	SL2691
description	sprocket-wheel DIN/ISO 08 B-1 splitting 1/2" teeth 15 shaft intake ø 20mm H 26mm 25-38 C-F edition until 08/2003		
For models:	IM25C, IM25F, IM30L, IM38C, IM38F		

			
1			
Part No.	697207	Ref. No.	SA8400
description	sprocket-wheel DIN/ISO 08 B-1 splitting 1/2" teeth 15 shaft intake ø 30mm H 85mm with spindle 25-38 S-C-F		
For models:	IM25C, IM25E, IM25F, IM25S, IM38C, IM38E, IM38F, IM38S		


			
1			
Part No.	697223	Ref. No.	SL0084
description	sprocket-wheel DIN/ISO 08 B-1 splitting 1/2" teeth 29 shaft intake ø 20mm H 30mm 25-38 S-C-F		
For models:	IM25C, IM25CN, IM25E, IM25F, IM25FN, IM25S, IM25SN, IM30L, IM38C, IM38CN, IM38E, IM38F, IM38FN, IM38S, IM38SN		

			
1			
Part No.	697214	Ref. No.	SL2733
description	sprocket-wheel DIN/ISO 10 B-1 splitting 5/8" teeth 15 shaft intake ø 25mm H 30mm 50 S-C-F		
For models:	IM50C, IM50CN, IM50F, IM50FN, IM50S, IM50SN		


			
1			
Part No.	697224	Ref. No.	SL2734
description	sprocket-wheel DIN/ISO 10 B-1 splitting 5/8" teeth 24 shaft intake ø 25mm H 30mm 50 S-C-F		
For models:	IM50C, IM50CN, IM50F, IM50FN, IM50S, IM50SN		

drive shafts

for blades


			
1			
Part No.	698291	Ref. No.	SL0822
description	drive shaft ENTERPRISE model 12 ø 9.5mm L 54mm thread M12x1.75 thread L 24mm		
For models:	AB12L, AB12R, AB12T, TR12S		




1 

Part No.	698292	Ref. No.	SL2521
description	drive shaft ENTERPRISE model 12 \varnothing 9.5mm L 67mm thread M12x1.75 D1 \varnothing 18mm thread L 698mm		
For models:	AB12AT, AB12ATQ0, AB12L, AB12LQ0, AB12R, AB12T, AB12TQ0, IM12C, TR12C, TR12CQ0, TR12S, TR12SQ0, TR12TS, TR12TSQ0		

for augers

1 


Part No.	697234	Ref. No.	SL2854
description	drive shaft D1 \varnothing 20mm \varnothing 24mm L 385mm 12-18 C-F D2 \varnothing 17mm edition since 10/2003		
For models:	IM12C, IM12F, IM18C, IM18F		

1 

Part No.	697233	Ref. No.	SL2611
description	drive shaft D1 \varnothing 20mm \varnothing 24mm L 458mm 12-18 C-F D2 \varnothing 17mm edition until 10/2003		
For models:	IM12C, IM18C		

1 


Part No.	697235	Ref. No.	SL2855
description	drive shaft D1 \varnothing 25mm \varnothing 28mm L 464mm 25 C-F D2 \varnothing 20mm edition since 08/2003		
For models:	IM25C, IM25F		

1 


Part No.	697238	Ref. No.	SL2612
description	drive shaft D1 \varnothing 25mm \varnothing 28mm L 530mm 25 C-F D2 \varnothing 20mm edition until 08/2003		
For models:	IM25C, IM25F		

1 

Part No.	697247	Ref. No.	SL2832
description	drive shaft D1 \varnothing 30mm for coupling \varnothing 25mm L 162mm 50 C		
For models:	IM50C, IM50CN, IM50F, IM50FN		

1 

Part No.	697237	Ref. No.	SL2840
description	drive shaft D1 \varnothing 30mm \varnothing 32mm L 592mm 50 C-F D2 \varnothing 25mm		
For models:	IM50C, IM50F		

1 

Part No.	698289	Ref. No.	SL0140
description	drive shaft model 12 \varnothing 16/17mm L 78mm		
For models:	AB12L, AB12LQ0, AB12R, AB12T, AB12TQ0, TR12S, TR12SQ0		

1 

Part No.	697245	Ref. No.	SL2615
description	spindle D1 \varnothing 20mm for coupling \varnothing 17mm L 113mm 12-18 C-F		
For models:	IM12C, IM12CN, IM12F, IM12FN, IM18C, IM18CN, IM18F, IM18FN		

1 

Part No.	698287	Ref. No.	SL0124
description	spindle \varnothing 15mm L 30mm thread M14x1.5 total length 45mm		
For models:	AB12L, AB12LQ0, AB12R, AB12T, AB12TQ0, TR12S, TR12SQ0		



locking screws

locking screws




1

Part No.	697138	Ref. No.	SL0138
description	locking screw thread M10 thread L 30mm		
For models:	AB12L, AB12LQ0, AB12R, AB12T, AB12TQ0, TR12S, TR12SQ0		

lids




1

Part No.	698017	Ref. No.	SL2833
description	lid model 12-22 ø 100mm plastic mounting distance 85mm		
For models:	AB12AT, AB12ATQ0, AB12L, AB12LQ0, AB12R, AB12T, AB12TQ0, AB-22AE, AB22AEQ0, AB22AT, AB22ATQ0, ABGC, CAFFES, GR12S, TR12S, TR12SQ0, TR12TS, TR12TSQ0, TR22TE, TR22TEQ0		
accessories for	698017		
	Part No.	699592	Ref. No. SL2573
	plug for lid ø 75mm plastic for meat mincer/cheese grater		



1

Part No.	699592	Ref. No.	SL2573
description	plug for lid ø 75mm plastic for meat mincer/cheese grater		
For models:	AB12AT, AB12ATQ0, AB12L, AB12LQ0, AB12R, AB12T, AB12TQ0, AB22AE, AB22AEQ0, AB22AT, AB22ATQ0, GR12S		
accessories for	699592		
	Part No.	698017	Ref. No. SL2833
	lid model 12-22 ø 100mm plastic mounting distance 85mm		

gaskets



1

Part No.	696800	Ref. No.	SL0232
description	shaft seal ID ø 30mm ED ø 52mm thickness 10mm type 22 for mincer		
For models:	AB22A, AB22AT, AB22ATQ0, TR22RG, TR22RS, TR22RSQ0, TR22RSQ1, TR22S, TR22TS, TR22TSQ0, TR22TSQ1		

grinder plates

ENTERPRISE

with 1 notch

with hub



1

Part No.	696117	Ref. No.	PIA12110
description	grinder plate type ENTERPRISE size 12 hole ø 10mm with hub grooves 1 stainless steel ø 70mm		



1

Part No.	696118	Ref. No.	PIA12112
description	grinder plate type ENTERPRISE size 12 hole ø 12mm with hub grooves 1 stainless steel ø 70mm		



1

Part No.	696119	Ref. No.	PIA12114
description	grinder plate type ENTERPRISE size 12 hole ø 14mm with hub grooves 1 stainless steel ø 70mm		



1

Part No.	696120	Ref. No.	PIA12116
description	grinder plate type ENTERPRISE size 12 hole ø 16mm with hub grooves 1 stainless steel ø 70mm		



1

Part No.	696121	Ref. No.	PIA12I18
description	grinder plate type ENTERPRISE size 12 hole ø 18mm with hub grooves 1 stainless steel ø 70mm		

1

Part No.	696133	Ref. No.	PIA22I16
description	grinder plate type ENTERPRISE size 22 hole ø 16mm with hub grooves 1 stainless steel ø 82mm		

1

Part No.	696130	Ref. No.	PIA22I10
description	grinder plate type ENTERPRISE size 22 hole ø 10mm with hub grooves 1 stainless steel ø 82mm		

1

Part No.	696134	Ref. No.	PIA22I18
description	grinder plate type ENTERPRISE size 22 hole ø 18mm with hub grooves 1 stainless steel ø 82mm		

1

Part No.	696131	Ref. No.	PIA22I12
description	grinder plate type ENTERPRISE size 22 hole ø 12mm with hub grooves 1 stainless steel ø 82mm		

1

Part No.	696135	Ref. No.	PIA22I20
description	grinder plate type ENTERPRISE size 22 hole ø 20mm with hub grooves 1 stainless steel ø 82mm		

1

Part No.	696132	Ref. No.	PIA22I14
description	grinder plate type ENTERPRISE size 22 hole ø 14mm with hub grooves 1 stainless steel ø 82mm		

1

Part No.	696144	Ref. No.	PIA32I10
description	grinder plate type ENTERPRISE size 32 hole ø 10mm with hub grooves 1 stainless steel ø 98mm		



1

Part No.	696145	Ref. No.	PIA32I12
description	grinder plate type ENTERPRISE size 32 hole ø 12mm with hub grooves 1 stainless steel ø 98mm		



1

Part No.	696149	Ref. No.	PIA32I20
description	grinder plate type ENTERPRISE size 32 hole ø 20mm with hub grooves 1 stainless steel ø 98mm		



1

Part No.	696146	Ref. No.	PIA32I14
description	grinder plate type ENTERPRISE size 32 hole ø 14mm with hub grooves 1 stainless steel ø 98mm		



1

Part No.	696106	Ref. No.	PIA8I10
description	grinder plate type ENTERPRISE size 8 hole ø 10mm with hub grooves 1 stainless steel ø 62mm		



1

Part No.	696147	Ref. No.	PIA32I16
description	grinder plate type ENTERPRISE size 32 hole ø 16mm with hub grooves 1 stainless steel ø 98mm		



1

Part No.	696107	Ref. No.	PIA8I12
description	grinder plate type ENTERPRISE size 8 hole ø 12mm with hub grooves 1 stainless steel ø 62mm		



1

Part No.	696148	Ref. No.	PIA32I18
description	grinder plate type ENTERPRISE size 32 hole ø 18mm with hub grooves 1 stainless steel ø 98mm		



1

Part No.	696108	Ref. No.	PIA8I14
description	grinder plate type ENTERPRISE size 8 hole ø 14mm with hub grooves 1 stainless steel ø 62mm		




1

Part No.	696109	Ref. No.	PIA8116
description	grinder plate type ENTERPRISE size 8 hole ø 16mm with hub grooves 1 stainless steel ø 62mm		



1

Part No.	696114	Ref. No.	PIA1214,5
description	grinder plate type ENTERPRISE size 12 hole ø 4.5mm with hub grooves 2 stainless steel ø 70mm		

with 2 notches

with hub



1

Part No.	696111	Ref. No.	PIA1212
description	grinder plate type ENTERPRISE size 12 hole ø 2mm with hub grooves 2 stainless steel ø 70mm		



1

Part No.	696115	Ref. No.	PIA1216
description	grinder plate type ENTERPRISE size 12 hole ø 6mm with hub grooves 2 stainless steel ø 70mm		




1

Part No.	696113	Ref. No.	PIA1213,5
description	grinder plate type ENTERPRISE size 12 hole ø 3.5mm with hub grooves 2 stainless steel ø 70mm		




1

Part No.	696116	Ref. No.	PIA1218
description	grinder plate type ENTERPRISE size 12 hole ø 8mm with hub grooves 2 stainless steel ø 70mm		



1

Part No.	696112	Ref. No.	PIA1213
description	grinder plate type ENTERPRISE size 12 hole ø 3mm with hub grooves 2 stainless steel ø 70mm		



1

Part No.	696124	Ref. No.	PIA2212
description	grinder plate type ENTERPRISE size 22 hole ø 2mm with hub grooves 2 stainless steel ø 82mm		



			
1			
Part No.	696126	Ref. No.	PIA22I3,5
description	grinder plate type ENTERPRISE size 22 hole ø 3.5mm with hub grooves 2 stainless steel ø 82mm		


			
1			
Part No.	696129	Ref. No.	PIA22I8
description	grinder plate type ENTERPRISE size 22 hole ø 8mm with hub grooves 2 stainless steel ø 82mm		

			
1			
Part No.	696125	Ref. No.	PIA22I3
description	grinder plate type ENTERPRISE size 22 hole ø 3mm with hub grooves 2 stainless steel ø 82mm		


			
1			
Part No.	696138	Ref. No.	PIA32I3
description	grinder plate type ENTERPRISE size 32 hole ø 2.8mm with hub grooves 2 stainless steel ø 100mm		

			
1			
Part No.	696127	Ref. No.	PIA22I4,5
description	grinder plate type ENTERPRISE size 22 hole ø 4.5mm with hub grooves 2 stainless steel ø 82mm		

			
1			
Part No.	696137	Ref. No.	PIA32I2
description	grinder plate type ENTERPRISE size 32 hole ø 2mm with hub grooves 2 stainless steel ø 100mm		


			
1			
Part No.	696128	Ref. No.	PIA22I6
description	grinder plate type ENTERPRISE size 22 hole ø 5.8mm with hub grooves 2 stainless steel ø 82mm		

			
1			
Part No.	696139	Ref. No.	PIA32I3,5
description	grinder plate type ENTERPRISE size 32 hole ø 3.5mm with hub grooves 2 stainless steel ø 100mm		

1

Part No.	696140	Ref. No.	PIA3214,5
description	grinder plate type ENTERPRISE size 32 hole ø 4.5mm with hub grooves 2 stainless steel ø 100mm		



1

Part No.	696101	Ref. No.	PIA813
description	grinder plate type ENTERPRISE size 8 hole ø 3mm with hub grooves 2 stainless steel ø 62mm		



1

Part No.	696141	Ref. No.	PIA3216
description	grinder plate type ENTERPRISE size 32 hole ø 6mm with hub grooves 2 stainless steel ø 100mm		



1

Part No.	696103	Ref. No.	PIA814,5
description	grinder plate type ENTERPRISE size 8 hole ø 4.5mm with hub grooves 2 stainless steel ø 62mm		



1

Part No.	696143	Ref. No.	PIA3218
description	grinder plate type ENTERPRISE size 32 hole ø 8mm with hub grooves 2 stainless steel ø 100mm		



1

Part No.	696104	Ref. No.	PIA816
description	grinder plate type ENTERPRISE size 8 hole ø 6mm with hub grooves 2 stainless steel ø 62mm		



1

Part No.	696102	Ref. No.	PIA813,5
description	grinder plate type ENTERPRISE size 8 hole ø 3.5mm with hub grooves 2 stainless steel ø 62mm		



1

Part No.	696105	Ref. No.	PIA818
description	grinder plate type ENTERPRISE size 8 hole ø 8mm with hub grooves 2 stainless steel ø 62mm		



UNGER



1

Part No.	696299	Ref. No.	PIA12U10
description	grinder plate type Unger size 12 hole ø 10mm flat grooves 1 stainless steel ø 69.6mm		



1

Part No.	696300	Ref. No.	PIA12U12
description	grinder plate type Unger size 12 hole ø 12mm flat grooves 1 stainless steel ø 69.6mm		



1

Part No.	696301	Ref. No.	PIA12U16
description	grinder plate type Unger size 12 hole ø 16mm flat grooves 1 stainless steel ø 69.6mm		



1

Part No.	696017	Ref. No.	PIA12U3
description	grinder plate type Unger size 12 hole ø 3mm flat grooves 1 stainless steel ø 69.6mm		



1

Part No.	696018	Ref. No.	PIA12U4,5
description	grinder plate type Unger size 12 hole ø 4.5mm flat grooves 1 stainless steel ø 69.6mm		



1

Part No.	696297	Ref. No.	PIA12U6
description	grinder plate type Unger size 12 hole ø 6mm flat grooves 1 stainless steel ø 69.6mm		



1

Part No.	696298	Ref. No.	PIA12U8
description	grinder plate type Unger size 12 hole ø 8mm flat grooves 1 stainless steel ø 69.6mm		



1

Part No.	696306	Ref. No.	PIA22U10
description	grinder plate type Unger size 22 hole ø 10mm flat grooves 1 stainless steel ø 81.6mm		



1

Part No.	696307	Ref. No.	PIA22U12
description	grinder plate type Unger size 22 hole ø 12mm flat grooves 1 stainless steel ø 81.6mm		



1

Part No.	696308	Ref. No.	PIA22U16
description	grinder plate type Unger size 22 hole ø 16mm flat grooves 1 stainless steel ø 81.6mm		



1

Part No.	696302	Ref. No.	PIA22U3
description	grinder plate type Unger size 22 hole \varnothing 3mm flat grooves 1 stainless steel \varnothing 81.6mm		

1

Part No.	696314	Ref. No.	PIA32U12
description	grinder plate type Unger size 32 hole \varnothing 12mm flat grooves 1 stainless steel \varnothing 97.6mm		

1

Part No.	696303	Ref. No.	PIA22U4,5
description	grinder plate type Unger size 22 hole \varnothing 4.5mm flat grooves 1 stainless steel \varnothing 81.6mm		

1

Part No.	696315	Ref. No.	PIA32U16
description	grinder plate type Unger size 32 hole \varnothing 16mm flat grooves 1 stainless steel \varnothing 97.6mm		

1

Part No.	696304	Ref. No.	PIA22U6
description	grinder plate type Unger size 22 hole \varnothing 6mm flat grooves 1 stainless steel \varnothing 81.6mm		

1

Part No.	696309	Ref. No.	PIA32U3
description	grinder plate type Unger size 32 hole \varnothing 3mm flat grooves 1 stainless steel \varnothing 97.6mm		

1

Part No.	696305	Ref. No.	PIA22U8
description	grinder plate type Unger size 22 hole \varnothing 8mm flat grooves 1 stainless steel \varnothing 81.6mm		

1

Part No.	696310	Ref. No.	PIA32U4,5
description	grinder plate type Unger size 32 hole \varnothing 4.5mm flat grooves 1 stainless steel \varnothing 97.6mm		

1

Part No.	696313	Ref. No.	PIA32U10
description	grinder plate type Unger size 32 hole \varnothing 10mm flat grooves 1 stainless steel \varnothing 97.6mm		

1

Part No.	696311	Ref. No.	PIA32U6
description	grinder plate type Unger size 32 hole \varnothing 6mm flat grooves 1 stainless steel \varnothing 97.6mm		



1

Part No.	696312	Ref. No.	PIA32U8
description	grinder plate type Unger size 32 hole ø 8mm flat grooves 1 stainless steel ø 97.6mm		



1

Part No.	696161	Ref. No.	PIA12U0
description	grinder plate type Unger size 12 hole ø 6mm flat grooves 1 stainless steel ø 69.6mm		



1

Part No.	696162	Ref. No.	PIA22U0
description	grinder plate type Unger size 22 hole ø 6mm flat grooves 1 stainless steel ø 81.6mm		



1

Part No.	696163	Ref. No.	PIA32U0
description	grinder plate type Unger size 32 hole ø 6mm flat grooves 1 stainless steel ø 97.6mm shaft ø 19.7mm		

blades

ENTERPRISE



1

Part No.	696022	Ref. No.	COL12I
description	knife type ENTERPRISE size 12 ø 62mm internal size 12x12mm stainless steel		



1

Part No.	696023	Ref. No.	COL22I
description	knife type ENTERPRISE size 22 ø 73mm internal size 13x13mm stainless steel		



1

Part No.	696033	Ref. No.	COL32I
description	knife type ENTERPRISE size 32 ø 90mm internal size 15x15mm stainless steel		



1

Part No.	696021	Ref. No.	COL8I
description	knife type ENTERPRISE size 8 ø 55mm internal size 10x10mm stainless steel		




UNGER

with fixed blades




1

Part No.	696032	Ref. No.	COL32U F0417U
description	knife type Unger size B-98 (32) ø 90mm stainless steel		



1


Part No.	696031	Ref. No.	COL22U
description	knife type Unger size H-82 (22) ø 73mm stainless steel		



1


Part No.	696030	Ref. No.	COL12U
description	knife type Unger size R-70 (12) ø 62mm stainless steel		

ring nuts



1

Part No.	698639	Ref. No.	SL0197
description	ring nut ENTERPRISE model 22 ED ø 185mm ID ø 75mm stainless steel thread M96x2		
For models:	AB22A, AB22AE, AB22AEQ0, AB22AT, AB22ATQ0, TR22C, TR22CQ0, TR22RG, TR22RS, TR22RSQ0, TR22RSQ1, TR22S, TR22TE, TR22TEQ0, TR22TS, TR22TSQ0, TR22TSQ1		



1

Part No.	697123	Ref. No.	SL0171
description	ring nut ENTERPRISE model 12 stainless steel		
For models:	AB12AT, AB12ATQ0, AB12L, AB12LQ0, AB12R, AB12T, AB12TQ0, IM12C, TR12C, TR12CQ0, TR12S, TR12SQ0, TR12TS, TR12TSQ0		




1

Part No.	699596	Ref. No.	SL3327R0 SL3327RO
description	ring nut model 12 ED ø 91mm thickness 30mm ID ø 80mm aluminium		
For models:	AB12AT, AB12ATQ0, AB12L, AB12LQ0, AB12T, AB12TQ0, IM12C, TR12C, TR12CQ0, TR12S, TR12SQ0, TR12TS, TR12TSQ0		


augers

complete



1

Part No.	698281	Ref. No.	SA5100 SA5350
description	auger model 12 ø 54mm L 150mm cast iron with spindle ENTERPRISE		
For models:	AB12AT, AB12ATQ0, AB12L, AB12LQ0, AB12R, AB12T, AB12TQ0, IM12C, TR12C, TR12CQ0, TR12S, TR12SQ0, TR12TS, TR12TSQ0		



1

Part No.	698282	Ref. No.	SA5300
description	auger model 12 ø 54mm L 150mm stainless steel with spindle ENTERPRISE		
For models:	AB12AT, AB12ATQ0, AB12L, AB12LQ0, AB12R, AB12T, AB12TQ0, IM12C, TR12C, TR12CQ0, TR12S, TR12SQ0, TR12TS, TR12TSQ0		



1

Part No.	699589	Ref. No.	SA5500
description	auger model 22 ø 65mm L 183mm stainless steel with bolt		
For models:	AB22A, AB22AE, AB22AEQ0, AB22AT, AB22ATQ0, TR22C, TR22CQ0, TR22RG, TR22RS, TR22RSQ0, TR22RSQ1, TR22S, TR22TE, TR22TEQ0, TR22TS, TR22TSQ0, TR22TSQ1		



augers chambers

outer parts



1

Part No.	698638	Ref. No.	SL3986
description	auger chamber ENTERPRISE model 22 inlet ø 62mm stainless steel		
For models:	AB22AE, AB22AEQ0, AB22ATQ0, TR22C, TR22CQ0, TR22TE, TR22TEQ0, TR22TS, TR22TSQ1		

inner parts



1

Part No.	698283	Ref. No.	SL0142
description	auger chamber ENTERPRISE model 12 inlet ø 60mm stainless steel		
For models:	AB12L, AB12LQ0, AB12R, AB12T, AB12TQ0, TR12S, TR12SQ0		

miscellaneous



1

Part No.	698288	Ref. No.	SL0133
description	plug ø 12mm L 14mm for mincer		
For models:	AB12AT, AB12L, AB12R, AB12T, AB22AE, ABGC, ABGCP, CAFFES, GR12S, TR12S, TR12TS, TR22TE		



1

Part No.	698293	Ref. No.	SL2917
description	screw thread M10x1.5 WS 18 for mincer		
For models:	AB12AT, AB12ATQ0, AB12L, AB12LQ0, AB12R, AB12T, AB12TQ0, AB22AE, AB22AEQ0, TR12S, TR12SQ0, TR12TS, TR12TSQ0, TR22TE, TR22TEQ0		

plungers



1

Part No.	698279	Ref. No.	SL0134
description	plunger ø 50mm L 105mm total length 240mm		
For models:	AB12AT, AB12ATQ0, AB12L, AB12LQ0, AB12R, AB12T, AB12TQ0, AB22A, AB22AE, AB22AEQ0, AB22AT, AB22ATQ0, AB8D, IM12C, TR12C, TR12CQ0, TR12S, TR12SQ0, TR12TS, TR12TSQ0, TR22C, TR22CQ0, TR22RS, TR22RSQ0, TR22RSQ1, TR22S, TR22TE, TR22TEQ0, TR22TS, TR22TSQ0, TR22TSQ1, TR32S, TR32TS, TR8D		



1

Part No.	698280	Ref. No.	SL0841 SL4069
description	plunger ø 50mm L 155mm total length 290mm		
For models:	2000, TR22RG, TR32RS, TR32RSQ0, TR32TNQ0, TV2000, TV2000R, TV2500, TV3000, TV4000		

for cutters

drive shafts



1

Part No.	694061	Ref. No.	36G7000
description	drive shaft ø 22mm stainless steel L 137mm CL3		
For models:	CL3		



lids



1

Part No.	694243	Ref. No.	36Z0665
description	lid ø 215mm ID ø 210mm plastic with magnet CL 3-5-8		
For models:	CL3, CL5, CL8		

blades

spacer rings



1

Part No.	697106	Ref. No.	36G0650
description	spacer ring ED ø 63mm int. ø 1 39mm mounting distance 52mm hole ø 5.5mm plastic CL 3-5-8		
For models:	CL5, CL8		

holders



1

Part No.	651037	Ref. No.	36G7010
description	blade holder ED ø 63mm int. ø 1 39mm int. ø 2 10mm H 81.5mm mounting distance 52mm thread M5 plastic CL 3-5-8		
For models:	CL3, CL5, CL8		

blades

blades smooth



1

Part No.	696173	Ref. No.	36G7030
description	knife mounting pos. upper seat ø 42mm mounting distance 52mm hole ø 5.5mm thickness 2mm model CL 3-5-8		
For models:	CL3, CL5, CL8		

blades with adaptor (complete)



1

Part No.	696526	Ref. No.	COLCL3L2
description	knife complete ø 200mm H 115mm CL3		
For models:	CL3		



1

Part No.	696794	Ref. No.	COLCL58L2
description	knife smooth ø 200mm H 133mm CL 5-8		
For models:	CL5, CL8		

miscellaneous



1

Part No.	696472	Ref. No.	36M5620
description	connector FIMAR L 40mm W 20mm plastic		
For models:	CL3, CL5, CL8		



1

Part No.	696525	Ref. No.	SA1085
description	plunger for cutter L 135mm ø 80mm plastic		
For models:	CL3		



for vegetable slicers

lids



1

Part No.	696537	Ref. No.	SL3464
description	lid for vegetable slicer plastic TV2500		
For models:	TV2500		

housings



1

Part No.	696453	Ref. No.	SL1387 SL3174
description	housing for vegetable slicer ED ø 220mm ID ø 205mm H 78mm L 300mm mounting distance 156mm		

ejector discs



1

Part No.	697292	Ref. No.	CE805556
description	ejector disc flat H 6mm ø 200mm seat ø 20.3mm shaft diameter 52mm hole distance 40mm		
For models:	TAC, TAS		



1

Part No.	699012	Ref. No.	SL0843
description	ejector disc flat H 6mm ø 200mm seat ø 21mm hole distance 40mm		
For models:	2000, TV2000, TV2000R, TV2500, TV3000		



1

Part No.	699011	Ref. No.	36G6960
description	ejector disc H 7mm ø 195mm shaft diameter 22x27mm		
For models:	FNT, FNT2V, FNT-MEC		



1

Part No.	699016	Ref. No.	SA2700 SL0842
description	ejector disc high H 25mm ø 200mm seat ø 21mm hole distance 40mm		
For models:	2000, TV2000, TV2000R, TV2500, TV3000		



1


Part No.	697291	Ref. No.	CE505557
description	ejector disc high H 28mm ø 200mm seat ø 20.3mm hole distance 40mm		
For models:	TAC, TAS		

grating discs



1

Part No.	698404	Ref. No.	DISCOZ4
description	grating disc for vegetable slicer type Z4 ø 205mm seat ø 19mm slicing thickness 4mm		


1

Part No.	697915	Ref. No.	DISCOV
description	grating disc ø 205mm seat ø 19mm plastic		




1

Part No.	698459	Ref. No.	DISCOE8
description	slicing disk type DISCOE8 ø 205mm seat ø 19mm slicing thickness 8mm aluminium		



1

Part No.	697838	Ref. No.	DISCO Z3
description	grating disc ø 205mm seat ø 19mm slicing thickness 3mm SS/plastic		




1

Part No.	697389	Ref. No.	DISCOE1
description	slicing disk type E1 ø 206mm seat ø 19mm slicing thickness 1mm plastic		



1

Part No.	698463	Ref. No.	DISCOZ7
description	grating disc type DISCOZ7 ø 205mm slicing thickness 7mm plastic/metal		




1

Part No.	698402	Ref. No.	DISCOE10
description	slicing disk type E10 ø 205mm seat ø 19mm slicing thickness 10mm aluminium for vegetable slicer		


cutting discs


blades smooth

blades



1


Part No.	697418	Ref. No.	Lamael	
description	spare blades for cutting disc E			
accessories for	697418			
	Part No.	697301	Ref. No.	DISCOE2
	slicing disk type E2 ø 206mm seat ø 19mm slicing thickness 2mm plastic			



1


Part No.	697301	Ref. No.	DISCOE2	
description	slicing disk type E2 ø 206mm seat ø 19mm slicing thickness 2mm plastic			
spare parts for	697301			
	Part No.	697418	Ref. No.	Lamael
	spare blades for cutting disc E			

cutting discs



1

Part No.	698334	Ref. No.	DISCOREGO
description	slicing disk ø 205mm seat ø 19mm adjustable slicing thickness 1-8mm		



1

Part No.	697297	Ref. No.	DISCOE3
description	slicing disk type E3 ø 206mm seat ø 19mm slicing thickness 3mm plastic		



blades round



1

Part No.	697390	Ref. No.	DISCOE5
description	slicing disk type E5 ø 206mm seat ø 19mm slicing thickness 5mm plastic		



1

Part No.	697391	Ref. No.	DISCOS1
description	slicing disk type S1 ø 206mm seat ø 19mm slicing thickness 1mm plastic		

stick slicing discs



1

Part No.	698460	Ref. No.	DISCOB10
description	stick slicing disc type DISCOB10 ø 205mm slicing thickness 10mm plastic/metal		



1

Part No.	698461	Ref. No.	DISCOB8
description	stick slicing disc type DISCOB8 ø 205mm slicing thickness 8mm plastic/metal		



1

Part No.	698465	Ref. No.	DISCOH10
description	stick slicing disc type DISCOH10 ø 205mm seat ø 19mm slicing thickness 10x10mm		



1

Part No.	698464	Ref. No.	DISCOH2,5
description	stick slicing disc type DISCOH2.5 ø 205mm seat ø 19mm slicing thickness 2.5x2.5mm		

cubing grids



1

Part No.	698403	Ref. No.	DISCOD10
description	cubing grid type D10 ø 210mm seat ø 32.5mm slicing thickness 10mm plastic		



1

Part No.	698466	Ref. No.	DISCOD12
description	cubing grid type DISCOD12 ø 205mm slicing thickness 12x12mm plastic/metal		



1

Part No.	698462	Ref. No.	DISCOD8
description	cubing grid type DISCOD8 ø 205mm slicing thickness 8x8mm plastic/metal		

spindles



1

Part No.	696356	Ref. No.	SL1372
description	spindle D1 ø 19mm D2 ø 17mm for vegetable slicer total length 103mm		
For models:	2000, TV2000		




1


Part No.	696355	Ref. No.	SA1131 SL1360 SL1360R0
description	spindle L1 103mm D1 ø 19mm D2 ø 17mm for vegetable slicer		
For models:	2000, TV2000, TV2000R, TV2500, TV3000		



1


Part No.	692145	Ref. No.	36G6600 SL13999
description	pulley disc ø 157mm disc width 31mm shaft intake ø 15mm overall width 30mm plastic for potato peeler device		
For models:	2000, FNT, FNT2V, FNT-MEC, LAV, LCF10M, LCF18M, LCF5, LCN10, LCN10M, LCN18, LCN18M, LCN5, PLF10, PLF18, PLF5, PLN10, PLN18, PLN5, PPF10, PPF10M, PPF18, PPF18M, PPF5, PPN10, PPN10M, PPN18, PPN18M, PPN5, TV2000, TV2000R, TV2500, TV3000, TV4000		

miscellaneous




1

Part No.	696359	Ref. No.	SL1381
description	bush ED ø 22mm ID ø 18mm H 9.6mm for vegetable slicer		
For models:	2000, TV2000, TV2000R, TV2500, TV3000		



1

Part No.	696360	Ref. No.	SL1380
description	shaft seal ID ø 25mm ED ø 40mm thickness 5mm		
For models:	2000, TV2000, TV2000R, TV2500, TV3000		



1

Part No.	696358	Ref. No.	SL1376
description	bush ED ø 25mm ID ø 17mm H 5.5mm for vegetable slicer		
For models:	2000, TV2000, TV2000R, TV2500, TV3000		




1

Part No.	699000	Ref. No.	SL1390 SL1838
description	star handle thread M5 ø 40mm L 54mm black		
For models:	2000, TV2000, TV2000R, TV3000		



1

Part No.	110703	Ref. No.	SL0106
description	cylindrical handle thread M10 ø 28mm L 87mm		
For models:	2000, 2200, AB12AT, AB12ATQ0, AB12L, AB12LQ0, AB12R, AB12T, AB12TQ0, AB22A, AB22AE, AB22AEQ0, AB22AT, AB22ATQ0, ABGC, ABGCP, FMD4, FMD44, FMD6, FMD66, FMD9, FMD99, FMDW6, FMDW66, FME4, FME44, FME6, FME66, FME9, FME99, FMEW6, FMEW66, FML4, FML44, FML6, FML66, FML9, FML99, FMLW6, FMLW66, GR12S, SE1550, SE1550Q0, SE1830, SE1830Q0, SE2200, SI320, SI420, SI520, TV2000... (Other models you can see in the webshop)		




1

Part No.	696545	Ref. No.	SL1074
description	thread bolt L 25mm thread M5 SS		
For models:	2000, TV2000, TV2000R, TV3000		



1

Part No.	696357	Ref. No.	SL1373
description	disc ø 56mm for vegetable slicer		
For models:	2000, TV2000, TV2000R, TV2500, TV3000		



1

Part No.	696544	Ref. No.	SL1388
description	threaded bush ø 12mm ID ø 5mm H 8mm thread M5 for vegetable slicer		
For models:	2000, TV2000, TV2000R, TV2500, TV3000		




for cheese graters

lids




1

Part No.	698017	Ref. No.	SL2833
description	lid model 12-22 ø 100mm plastic mounting distance 85mm		
For models:	AB12AT, AB12ATQ0, AB12L, AB12LQ0, AB12R, AB12T, AB12TQ0, AB-22AE, AB22AEQ0, AB22AT, AB22ATQ0, ABGC, CAFFES, GR12S, TR12S, TR12SQ0, TR12TS, TR12TSQ0, TR22TE, TR22TEQ0		
accessories for	698017		
	Part No.	699592	Ref. No. SL2573
	plug for lid ø 75mm plastic for meat mincer/cheese grater		



1

Part No.	699592	Ref. No.	SL2573
description	plug for lid ø 75mm plastic for meat mincer/cheese grater		
For models:	AB12AT, AB12ATQ0, AB12L, AB12LQ0, AB12R, AB12T, AB12TQ0, AB22AE, AB22AEQ0, AB22AT, AB22ATQ0, GR12S		
accessories for	699592		
	Part No.	698017	Ref. No. SL2833
	lid model 12-22 ø 100mm plastic mounting distance 85mm		

miscellaneous



1

Part No.	110703	Ref. No.	SL0106
description	cylindrical handle thread M10 ø 28mm L 87mm		
For models:	2000, 2200, AB12AT, AB12ATQ0, AB12L, AB12LQ0, AB12R, AB12T, AB12TQ0, AB22A, AB22AE, AB22AEQ0, AB22AT, AB22ATQ0, ABGC, ABGCP, FMD4, FMD44, FMD6, FMD66, FMD9, FMD99, FMDW6, FMDW66, FME4, FME44, FME6, FME66, FME9, FME99, FMEW6, FMEW66, FML4, FML44, FML6, FML66, FML9, FML99, FMLW6, FMLW66, GR12S, SE1550, SE1550Q0, SE1830, SE1830Q0, SE2200, SI320, SI420, SI520, TV2000... (Other models you can see in the webshop)		

for mozzarella slicers



1

Part No.	698337	Ref. No.	CE502114
description	handle kit for lid		
For models:	TAC, TAS		

for potato peelers

drive shafts




1

Part No.	692147	Ref. No.	36G6590
description	drive shaft for potato peeler device L 134mm		
For models:	LCF10, LCF10M, LCF18, LCF18M, LCF5, LCN10, LCN10M, LCN18, LCN18M, LCN5, PLF10, PLF18, PLF5, PLN10, PLN18, PLN5, PPF10, PPF10M, PPF18, PPF18M, PPF5, PPN10, PPN10M, PPN18, PPN18M, PPN5		

lids



1

Part No.	696454	Ref. No.	36Z6501
description	lid for potato peeler device ø 430mm ID ø 380mm plastic mounting distance 220mm H 80mm		
For models:	LAV, LCF10, LCF10M, LCF18, LCF18M, LCF5, LCN10, LCN10M, LCN18, LCN18M, LCN5, PLF10, PLF18, PLF5, PLN10, PLN18, PLN5, PPF10, PPF10M, PPF18, PPF18M, PPF5, PPN10, PPN10M, PPN18, PPN18M, PPN5		
accessories for	696454		
	Part No.	901522	Ref. No. 37Q7330 SL2871
	lid gasket suitable for FIMAR for potato peeler device L 1280mm external height 12mm external width 12mm		





1

Part No.	696199	Ref. No.	CO2146
description	lid potato peeler ø 310mm ID ø 280mm plastic mounting distance 59mm PP4-PP8-PP15 Expo		
For models:	PL16, PL4, PL8		

abrasive side elements


brush discs



1


Part No.	696385	Ref. No.	36G6880
description	brush disc for potato peeler device ø 387mm H 46mm hole ø 65.5mm		
For models:	LCF10, LCF10M, LCF18, LCF18M, LCF5, LCN10, LCN10M, LCN18, LCN18M, LCN5, PLF10, PLF18, PLF5, PLN10, PLN18, PLN5, PPF10, PPF10M, PPF18, PPF18M, PPF5, PPN10, PPN10M, PPN18, PPN18M, PPN5		

inserts




1

Part No.	696538	Ref. No.	SA1120
description	abrasive band for potato peeler device ø 400mm L 205mm mounting distance 165mm		



1


Part No.	696793	Ref. No.	SA1130
description	abrasive band for potato peeler device ø 420mm L 235mm PPN25/PPF25		
For models:	PPF25, PPN25		



1


Part No.	696202	Ref. No.	CO2130
description	abrasive band potato peeler ø 300mm L 205mm mounting distance 120mm PP4 Expo		
For models:	PL4		

grinding discs




1

Part No.	696201	Ref. No.	CO2128 CO2162
description	grating disc ø 280mm potato peeler PP4-PP8 Expo		
For models:	PL4, PL8		



1



Part No.	696386	Ref. No.	SL2494
description	grinding disc ø 367mm for potato peeler device edition until year of construction 01/2008		
For models:	LCF10, LCF10M, LCF18, LCF18M, LCF5, LCN10, LCN10M, LCN18, LCN18M, LCN5, PLF10, PLF18, PLF5, PLN10, PLN18, PLN5, PPF10, PPF10M, PPF18, PPF18M, PPF5, PPN10, PPN10M, PPN18, PPN18M, PPN5		




1



Part No.	696441	Ref. No.	SL3544
description	grinding disc ø 370mm for potato peeler device edition since 01/2008		
For models:	LCF10M, LCF18M, LCF5, LCN10M, LCN18M, LCN5, PPF10M, PPF18M, PPF5, PPN10M, PPN18M, PPN5		




			
1			
Part No.	696446	Ref. No.	ACPTA
description	grinding disc ø 380mm for potato peeler device		
For models:	LCF10, LCF18, LCF5, LCN10, LCN18, LCN5, PLF10, PLF18, PLF5, PLN10, PLN18, PLN5, PPF10, PPF18, PPF5, PPN10, PPN18, PPN5		
spare parts for	696446		
	Part No.	696441	Ref. No. SL3544
	grinding disc ø 370mm for potato peeler device edition since 01/2008		

miscellaneous

			
1			
Part No.	696539	Ref. No.	SA1064
description	bottom for potato peeler device complete with spindle plastic ø 400mm		
For models:	LCF10M, LCF18M, LCF5, LCN10M, LCN18M, LCN5, PPF10M, PPF18M, PPF5, PPN10M, PPN18M, PPN5		
spare parts for	696539		
	Part No.	523526	Ref. No. 36F0090
	deep-groove ball bearing type 6302-2RS shaft ø 15mm ED ø 42mm W 13mm with sealing discs deep-groove ball bearing DIN 625-1		
	Part No.	692006	Ref. No. SL0010
	slot nut W 5mm H 5mm L 20mm		
	Part No.	692145	Ref. No. 36G6600 SL13999
	pulley disc ø 157mm disc width 31mm shaft intake ø 15mm overall width 30mm plastic for potato peeler device		
	Part No.	692147	Ref. No. 36G6590
	drive shaft for potato peeler device L 134mm		
	Part No.	696406	Ref. No. 3190830
	disc for potato peeler device ED ø 42mm ID ø 28.7mm thickness 4.5mm		
	Part No.	696408	Ref. No. 36G5950
	bush for potato peeler device ED ø 20mm ID ø 16mm thickness 2mm L 19.4mm		
	Part No.	696412	Ref. No. 3600870
	bottom plastic		
	Part No.	698352	Ref. No. 3151300 SL3943
	shaft seal ID ø 28mm ED ø 42mm thickness 7mm		

accessories for	696539		
	Part No.	532609	Ref. No. 3151750
	O-ring NBR thickness 7mm ID ø 387mm Qty 1 pcs		
	Part No.	696538	Ref. No. SA1120
	abrasive band for potato peeler device ø 400mm L 205mm mounting distance 165mm		

			
1			
Part No.	696412	Ref. No.	3600870
description	bottom plastic		
For models:	LCF10, LCF10M, LCF18, LCF18M, LCF5, LCN10, LCN10M, LCN18, LCN18M, LCN5, PLF10, PLF18, PLF5, PLN10, PLN18, PLN5, PPF10, PPF10M, PPF18, PPF18M, PPF5, PPN10, PPN10M, PPN18, PPN18M, PPN5		


			
1			
Part No.	696408	Ref. No.	36G5950
description	bush for potato peeler device ED ø 20mm ID ø 16mm thickness 2mm L 19.4mm		
For models:	LAV, LCF10, LCF10M, LCF18, LCF18M, LCF5, LCN10, LCN10M, LCN18, LCN18M, LCN5, PLF10, PLF18, PLF5, PLN10, PLN18, PLN5, PPF10, PPF10M, PPF18, PPF18M, PPF5, PPN10, PPN10M, PPN18, PPN18M, PPN5		

			
1			
Part No.	696407	Ref. No.	36D9660
description	deflector for potato peeler device plastic L 144mm W 38mm H 130mm thread 1/4"/M6		
For models:	LCF10, LCF10M, LCF18, LCF18M, LCN10, LCN10M, LCN18, LCN18M, PLF10, PLF18, PLN10, PLN18, PPF10, PPF10M, PPF18, PPF18M, PPF25, PPN10, PPN10M, PPN18, PPN18M, PPN25		





1

Part No.	696406	Ref. No.	3190830
description	disc for potato peeler device ED ø 42mm ID ø 28.7mm thickness 4.5mm		
For models:	LAV, LCF10, LCF10M, LCF18, LCF18M, LCF5, LCN10, LCN10M, LCN18, LCN18M, LCN5, PLF10, PLF18, PLF5, PLN10, PLN18, PLN5, PPF10, PPF10M, PPF18, PPF18M, PPF5, PPN10, PPN10M, PPN18, PPN18M, PPN5, SI320, SI420, SI520		



1

Part No.	696540	Ref. No.	35X1150
description	drain pipe ø 99mm for potato peeler device plastic L 520mm ID ø 90mm		
For models:	LCF10, LCF10M, LCF18, LCF18M, LCF5, LCN5, PLF10, PLF18, PLF5, PLN5, PPF10, PPF10M, PPF18, PPF18M, PPF25, PPF5, PPN5		



1

Part No.	696458	Ref. No.	36C0011
description	frame W 202mm H 154mm thickness 4mm plastic for potato peeler device		
For models:	LCF10, LCF10M, LCF18, LCF18M, LCF5, LCN10, LCN10M, LCN18, LCN18M, LCN5, PLF10, PLF18, PLF5, PLN10, PLN18, PLN5, PPF10, PPF10M, PPF18, PPF18M, PPF25, PPF5, PPN10, PPN10M, PPN18, PPN18M, PPN25, PPN5		




1

Part No.	696543	Ref. No.	36G6620
description	V-ripped belt pulley grooves 12 disc ø 38mm shaft intake ø 14mm disc width 30mm groove depth 1.5mm groove width 1mm overall width 37mm aluminium H 38mm shaft ø 14mm		
For models:	PLF10, PLF18, PLF5, PLN10, PLN18, PLN5, PPF10, PPF10M, PPF18, PPF18M, PPF5, PPN10, PPN10M, PPN18, PPN18M, PPN5, TV4000		

door mechanics

door seals



1

Part No.	901523	Ref. No.	37Q7860
description	gasket suitable for FIMAR for potato peeler device L 204mm W 155mm external height 12mm		
For models:	LCF10, LCF10M, LCF18, LCF18M, LCF5, LCN10, LCN10M, LCN18, LCN18M, LCN5, PLF10, PLF18, PLF5, PLN10, PLN18, PLN5, PPF10, PPF10M, PPF18, PPF18M, PPF25, PPF5, PPN10, PPN10M, PPN18, PPN18M, PPN25, PPN5		


doors



1


Part No.	696052	Ref. No.	C02142
description	door W 135mm H 115mm with gasket PP4 Expo		
For models:	PL4		

miscellaneous



1

Part No.	696458	Ref. No.	36C0011
description	frame W 202mm H 154mm thickness 4mm plastic for potato peeler device		
For models:	LCF10, LCF10M, LCF18, LCF18M, LCF5, LCN10, LCN10M, LCN18, LCN18M, LCN5, PLF10, PLF18, PLF5, PLN10, PLN18, PLN5, PPF10, PPF10M, PPF18, PPF18M, PPF25, PPF5, PPN10, PPN10M, PPN18, PPN18M, PPN25, PPN5		



1

Part No.	696053	Ref. No.	C02143
description	handle L 180mm W 20mm thickness 6mm SS PP4 Expo		
For models:	PL16, PL4, PL8		



1

Part No.	696555	Ref. No.	36D9550
description	threaded bush L 17mm thread M6 for door		
For models:	LAV, LCF10, LCF10M, LCF18, LCF18M, LCF5, LCN10, LCN10M, LCN18, LCN18M, LCN5, PLF10, PLF18, PLF5, PLN10, PLN18, PLN5, PPF10, PPF10M, PPF18, PPF18M, PPF25, PPF5, PPN10, PPN10M, PPN18, PPN18M, PPN25, PPN5		

for dough mixers

drive shafts



1

Part No.	697847	Ref. No.	SL3203
description	drive shaft D1 ø 20mm for coupling ø 17mm L 113mm 12-18 CN-FN		
For models:	IM12CN, IM12FN, IM18CN, IM18FN		



1

Part No.	697228	Ref. No.	SL1116
description	drive shaft D1 ø 20mm ø 19mm L 450mm 7 S D2 ø 17mm		
For models:	IM7S		



1

Part No.	697229	Ref. No.	SL0048
description	drive shaft D1 ø 20mm ø 24mm L 482mm 12-18 S D2 ø 17mm		
For models:	IM12S, IM18S		



1

Part No.	698416	Ref. No.	SL3266
description	drive shaft D1 ø 25mm for dough hook L 82mm D2 ø 30mm IT M18x1.5/M8		
For models:	IM25CN, IM25FN, IM25SN, IM38CN, IM38FN, IM38SN		



1

Part No.	697236	Ref. No.	SL2856
description	drive shaft D1 ø 25mm ø 28mm L 472mm 38 C-F D2 ø 20mm edition since 08/2003		
For models:	IM38C, IM38F		



1

Part No.	697230	Ref. No.	SL0097
description	drive shaft D1 ø 25mm ø 28mm L 526mm 25 S D2 ø 20mm		
For models:	IM25S		



1

Part No.	697231	Ref. No.	SL0098
description	drive shaft D1 ø 25mm ø 28mm L 542mm 38 S D2 ø 20mm		
For models:	IM38S		



1

Part No.	697239	Ref. No.	SL2613
description	drive shaft D1 ø 25mm ø 28mm L 544mm 38 C-F D2 ø 20mm edition until 08/2003		
For models:	IM38C, IM38F		



1

Part No.	697247	Ref. No.	SL2832
description	drive shaft D1 ø 30mm for coupling ø 25mm L 162mm 50 C		
For models:	IM50C, IM50CN, IM50F, IM50FN		



1




Part No.	697232	Ref. No.	SL2730
description	drive shaft D1 ø 30mm ø 32mm L 740mm 50 S D2 ø 25mm		
For models:	IM50S		

1




Part No.	692655	Ref. No.	SA1031
description	drive shaft ø 120mm H 85mm		
For models:	IM25CN, IM25FN, IM25SN, IM38CN, IM38FN, IM38SN		

1




Part No.	692884	Ref. No.	SA1025
description	drive shaft ø 25mm with toothed chain drive L 465mm 25FN,25CN,38FN,38CN teeth 16		
For models:	IM38CN, IM38FN		

1




Part No.	697245	Ref. No.	SL2615
description	spindle D1 ø 20mm for coupling ø 17mm L 113mm 12-18 C-F		
For models:	IM12C, IM12CN, IM12F, IM12FN, IM18C, IM18CN, IM18F, IM18FN		

1



Part No.	697212	Ref. No.	SL2614
description	spindle D1 ø 25mm for dough hook ø 20mm L 150mm 25-38 C-F D2 ø 30mm IT M18x1.5 edition until 08/2003		
For models:	IM25C, IM25F, IM38C, IM38F		

1



Part No.	697217	Ref. No.	SL2729
description	spindle D1 ø 30mm for dough hook ø 25mm L 160mm 50 S-C-F D2 ø 40mm IT M24x2		
For models:	IM50C, IM50CN, IM50F, IM50FN, IM50S, IM50SN		

locking levers

1



Part No.	697265	Ref. No.	SL2629
description	locking lever thread M10 thread L 90mm		
For models:	IM12C, IM12CN, IM12F, IM12FN, IM18C, IM18CN, IM18F, IM18FN		

1



Part No.	697266	Ref. No.	SL2630
description	locking lever thread M12 thread L 109mm		
For models:	IM25C, IM25CN, IM25F, IM25FN, IM38C, IM38CN, IM38F, IM38FN		



1



Part No.	697267	Ref. No.	SL2841
description	locking lever thread M14 thread L 97mm		
For models:	IM50C, IM50CN, IM50F, IM50FN		

lids

plastic

1



Part No.	697139	Ref. No.	SL1105
description	lid ø 287mm 7 S		
For models:	IM7S		

1



Part No.	697140	Ref. No.	SA1004 SL0005
description	lid ø 335mm 12 S-C-F		
For models:	IM12C, IM12CN, IM12E, IM12F, IM12FN, IM12S, IM12SN		

1



Part No.	697141	Ref. No.	SA1005 SL0006
description	lid ø 376mm 18 S-C-F		
For models:	BM11, IM18C, IM18CN, IM18E, IM18F, IM18FN, IM18S, IM18SN, IM20L		

1



Part No.	697142	Ref. No.	SA1006 SL0065
description	lid ø 415mm 25 S-C-F		
For models:	IM25C, IM25CN, IM25E, IM25F, IM25FN, IM25S, IM25SN, IM30L		

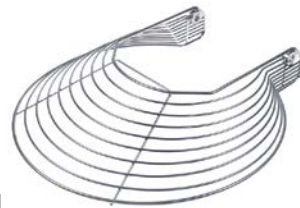
1



Part No.	697143	Ref. No.	SA1007 SL0066
description	lid ø 465mm 38 S-C-F		
For models:	IM38C, IM38CN, IM38E, IM38F, IM38FN, IM38S, IM38SN		

protective grid

1




Part No.	698407	Ref. No.	SL3420
description	guard ø 470mm		
For models:	IM38CN, IM38FN, IM38SN		

1




Part No.	697144	Ref. No.	SL2711 SL3239
description	guard ø 525mm 50 S-C-F		
For models:	IM50C, IM50CN, IM50F, IM50FN, IM50S, IM50SN		

1


Part No.	696669	Ref. No.	SL3150
description	lid ø 275mm 7 S		
For models:	IM7SN		

spacer rings




1

Part No.	697118	Ref. No.	SL0020
description	spacer ring ø 22mm ID ø 18mm H 31.5mm		
For models:	IM12C, IM12F, IM12S, IM12SN, IM18C, IM18F, IM18S, IM18SN, IM20L, IM7S, IM7SN		



1

Part No.	697195	Ref. No.	SL2618
description	spacer ring ø 25mm ID ø 21mm H 31mm		
For models:	IM12C, IM18C		



1

Part No.	697198	Ref. No.	SL2617
description	spacer ring ø 25mm ID ø 21mm H 53mm		
For models:	IM12C, IM12CN, IM12FN, IM18C, IM18CN, IM18FN		



1


Part No.	697210	Ref. No.	SL2619
description	spacer ring ø 35mm ID ø 26mm H 24mm		
For models:	IM25C, IM25F, IM38C, IM38F		

flange bearings



1

Part No.	697278	Ref. No.	SL0086
description	flange bearing type UCF205 shaft ø 25mm 4 hole flange hole distance 70mm H 36mm flange length 95mm flange width 95mm hole ø 12mm flange F205 ball bearing UC205G2 FH 27mm		
For models:	IM25C, IM25CN, IM25E, IM25F, IM25FN, IM25S, IM25SN, IM30L, IM38C, IM38CN, IM38E, IM38F, IM38FN, IM38S, IM38SN		



1

Part No.	697279	Ref. No.	SL2647
description	flange bearing type UCF206 shaft ø 30mm 4 hole flange hole distance 83mm H 40mm flange length 108mm flange width 108mm hole ø 12mm flange F206 ball bearing UC206G2 FH 31mm		
For models:	IM50C, IM50CN, IM50F, IM50FN, IM50S, IM50SN		

housing and bezels



1

Part No.	694805	Ref. No.	SL4145
description	cover for dough mixer L 540mm W 230mm H 115mm plastic		

gearboxes



1

Part No.	697274	Ref. No.	SL1113
description	gearbox motor shaft ø 11mm flange ø 140mm transmission 1/30 drive shaft ø 19mm flange ø1 140mm type width A/F 040 7 S		
For models:	IM20L, IM25SE, IM35SE, IM50SE, IM7S		



1



Part No.	697275	Ref. No.	SL0042
description	gearbox motor shaft \varnothing 14mm flange \varnothing 160mm transmission 1/28 drive shaft \varnothing 24mm flange \varnothing 1 160mm 12-18 S-C-F		
For models:	IM12C, IM12E, IM12F, IM12S, IM18C, IM18E, IM18F, IM18S, IM30L		

1



Part No.	697276	Ref. No.	SL0093
description	gearbox motor shaft \varnothing 19mm flange \varnothing 160mm transmission 1/28 drive shaft \varnothing 28mm flange \varnothing 1 200mm type RMI 70FL 25-38 S-C-F		
For models:	IM25C, IM25E, IM25F, IM25S, IM38C, IM38E, IM38F, IM38S		

1



Part No.	697277	Ref. No.	SL2642
description	gearbox motor shaft \varnothing 24mm flange \varnothing 200mm transmission 1/28 drive shaft \varnothing 32mm flange \varnothing 1 200mm type RMI 85FL 50 S-C-F		
For models:	IM50C, IM50F, IM50S		

1



Part No.	699296	Ref. No.	KA240309-2
description	gearbox \varnothing 36mm H 60mm model K5		
For models:	K5, K50, K5W		

chains

roller chains 05B-1 single


1



Part No.	697259	Ref. No.	SL1118 SL3364
description	chain DIN/ISO 05 B-1 splitting 8mm links 63 internal width 3mm roller \varnothing 5mm single		
For models:	IM7S, IM7SN		

1



Part No.	697282	Ref. No.	SL2682	
description	chain DIN/ISO 05 B-1 splitting 8mm links 71 internal width 3mm roller \varnothing 5mm single			
For models:	IM12C, IM12CN, IM12F, IM12FN, IM18C, IM18CN, IM18F, IM18FN			
accessories for	697282			
	Part No.	697264	Ref. No.	SL1545
	connector single DIN/ISO 05 B-1 splitting 8mm			

1



Part No.	697260	Ref. No.	SL0058
description	chain DIN/ISO 05 B-1 splitting 8mm links 72 internal width 3mm roller \varnothing 5mm single		
For models:	IM12E, IM12S, IM12SN, IM18E, IM18S, IM18SN		

roller chains 06B-1 single

1



Part No.	697200	Ref. No.	SL1111
description	roller chain DIN/ISO 06 B-1 splitting 3/8" / 9.525mm links 35 internal width 5.72mm roller \varnothing 6.35mm single		
For models:	IM7S, IM7SN		

1



Part No.	697204	Ref. No.	SL2681
description	roller chain DIN/ISO 06 B-1 splitting 3/8" / 9.525mm links 36 internal width 5.72mm roller \varnothing 6.35mm single		
For models:	IM12CN, IM12FN, IM18C, IM18CN, IM18F, IM18FN		


1



Part No.	697202	Ref. No.	SL0026
description	roller chain DIN/ISO 06 B-1 splitting 3/8" / 9.525mm links 37 internal width 5.72mm roller \varnothing 6.35mm single		
For models:	IM18E, IM18S, IM18SN		

1



Part No.	697203	Ref. No.	SL2680	
description	roller chain DIN/ISO 06 B-1 splitting 3/8" / 9.525mm links 38 internal width 5.72mm roller \varnothing 6.35mm single			
For models:	IM12C, IM12CN, IM12F, IM12FN, IM18CN, IM18FN			
accessories for	697203			
	Part No.	697069	Ref. No.	SL1629
	connector single DIN/ISO 06 B-1 splitting 3/8" links 1 L 17.8mm internal width 8.8mm roller \varnothing 3mm metal			


1






Part No.	697201	Ref. No.	SL0025
description	roller chain DIN/ISO 06 B-1 splitting 3/8" / 9.525mm links 40 internal width 5.72mm roller \varnothing 6.35mm single		
For models:	IM12E, IM12S, IM12SN		



1 			
Part No.	697261	Ref. No.	SL0101
description	roller chain DIN/ISO 06 B-1 splitting 3/8" / 9.525mm links 67 internal width 5.72mm rollerø 6.35mm single		
For models:	IM25C, IM25E, IM25F, IM25S		

1 			
Part No.	697283	Ref. No.	SL2686
description	roller chain DIN/ISO 06 B-1 splitting 3/8" / 9.525mm links 69 internal width 5.72mm rollerø 6.35mm single		
For models:	IM38C, IM38CN, IM38F, IM38FN		


1 			
Part No.	697262	Ref. No.	SL0102
description	roller chain DIN/ISO 06 B-1 splitting 3/8" / 9.525mm links 71 internal width 5.72mm rollerø 6.35mm single		
For models:	IM25SN, IM38E, IM38S, IM38SN		

1 			
Part No.	697263	Ref. No.	SL2741
description	roller chain DIN/ISO 06 B-1 splitting 3/8" / 9.525mm links 87 internal width 5.72mm rollerø 6.35mm single		
For models:	IM50C, IM50CN, IM50F, IM50FN, IM50S, IM50SN		
accessories for	697263		
	Part No.	697069	Ref. No. SL1629
	connector single DIN/ISO 06 B-1 splitting 3/8" links 1 L 17.8mm internal width 8.8mm rollerø 3mm metal		


roller chains 08B-1 single			
1 			
Part No.	697219	Ref. No.	SL0078 SL0079
description	roller chain DIN/ISO 08 B-1 splitting 1/2" / 12.7mm links 33 internal width 7.75mm rollerø 8.51mm single		
For models:	IM25C, IM25E, IM25F, IM25S, IM38E, IM38S, IM38SN		


1 			
Part No.	697220	Ref. No.	SL3438
description	roller chain DIN/ISO 08 B-1 splitting 1/2" / 12.7mm links 34 internal width 7.75mm rollerø 8.51mm single		
For models:	IM38CN, IM38FN		

roller chains 10B-1 single			
1 			
Part No.	697221	Ref. No.	SL2740
description	chain DIN/ISO 10 B-1 splitting 5/8" / 15.875mm links 33 internal width 9.65mm rollerø 10.16mm single		
For models:	IM50C, IM50CN, IM50F, IM50FN, IM50S, IM50SN		

connectors			
1 			
Part No.	697264	Ref. No.	SL1545
description	connector single DIN/ISO 05 B-1 splitting 8mm		
For models:	IM12C, IM12CN, IM12E, IM12F, IM12FN, IM12S, IM12SN, IM18C, IM-18CN, IM18E, IM18F, IM18FN, IM18S, IM18SN, IM20L, IM7S, IM7SN		

1 			
Part No.	697069	Ref. No.	SL1629
description	connector single DIN/ISO 06 B-1 splitting 3/8" links 1 L 17.8mm internal width 8.8mm rollerø 3mm metal		
For models:	IM12C, IM12CN, IM12E, IM12F, IM12FN, IM12S, IM12SN, IM18C, IM-18CN, IM18E, IM18F, IM18FN, IM18S, IM18SN, IM20L, IM25C, IM25CN, IM25E, IM25F, IM25FN, IM25S, IM25SN, IM30L, IM38C, IM38CN, IM38E, IM38F, IM38FN, IM38S, IM38SN, IM50C, IM50CN, IM50F, IM50FN, IM50S, IM50SN, IM7S, IM7SN, IP10, SI320, SI420, SI520		

1 			
Part No.	693276	Ref. No.	SL1632
description	connector single DIN/ISO 08 B-1 splitting 1/2" links 1 L 23mm internal width 11.8mm rollerø 4.3mm metal		
For models:	IM25C, IM25CN, IM25E, IM25F, IM25FN, IM25S, IM25SN, IM30L, IM38C, IM38CN, IM38E, IM38F, IM38FN, IM38S, IM38SN, IP20		

1 			
Part No.	697222	Ref. No.	SL2776
description	connector single DIN/ISO 10 B-1 splitting 5/8" links 1 L 29.5mm internal width 13.5mm rollerø 5mm metal		
For models:	IM50C, IM50CN, IM50F, IM50FN, IM50S, IM50SN		



dough hooks

with mounting thread



1

Part No.	697153	Ref. No.	SL0069
description	dough hook thread M18x1.5 usable height 290mm 25-38 S-C-F		
For models:	IM25C, IM25CN, IM25E, IM25F, IM25FN, IM25S, IM25SE, IM25SM, IM25SN, IM35SE, IM35SM, IM38C, IM38CN, IM38E, IM38F, IM38FN, IM38S, IM38SN		



1

Part No.	697154	Ref. No.	SL1369
description	dough hook thread M24x2 usable height 360mm 50 S-C-F		
For models:	IM50C, IM50CN, IM50F, IM50FN, IM50S, IM50SE, IM50SN		

with mounting groove



1

Part No.	697151	Ref. No.	SL1107
description	dough hook shaft ø 17mm usable height 225mm 7 S		
For models:	IM7S, IM7SN		





1

Part No.	697117	Ref. No.	SL0011
description	dough hook shaft ø 17mm usable height 235mm 12-18 S-C-F		
For models:	IM12C, IM12CN, IM12F, IM12FN, IM12S, IM12SN, IM18C, IM18CN, IM18F, IM18FN, IM18S, IM18SN		



1

Part No.	697852	Ref. No.	SA1030	
description	dough hook shaft ø 25mm usable height 290mm 25-38 SN,CN, FN			
For models:	IM25CN, IM25FN, IM25SN, IM38CN, IM38FN, IM38SN			
spare parts for	697852			
	Part No.	697153	Ref. No.	SL0069
	dough hook thread M18x1.5 usable height 290mm 25-38 S-C-F			
accessories for	697852			
	Part No.	697784	Ref. No.	SL2057
	slot nut W 8mm H 7mm L 20mm			

bearing blocks



1

Part No.	698473	Ref. No.	SA4100
description	bearing block for dough hook complete mounting pos. upper ø 121mm H 85mm 25-38 S-C-F stainless steel		
For models:	IM25C, IM25E, IM25F, IM25S, IM38C, IM38E, IM38F, IM38S		


1


Part No.	697194	Ref. No.	SL2838
description	bearing block		
For models:	IM50C, IM50CN, IM50F, IM50FN		


1


Part No.	697215	Ref. No.	SL2724
description	bearing block		
For models:	IM50C, IM50F, IM50S		






			
1			
Part No.	697216	Ref. No.	SL3209
description	bearing block		
For models:	IM50CN, IM50FN, IM50SN		


			
1			
Part No.	697253	Ref. No.	SL2723
description	bearing block for mixer bowl mounting pos. lower ø 180mm ID ø 52mm H 88mm 50 S-C-F		
For models:	IM50C, IM50CN, IM50F, IM50FN, IM50S, IM50SN		


			
1			
Part No.	697196	Ref. No.	SL0022
description	bearing block for dough hook mounting pos. upper ø 103mm ID ø 40mm H 55mm 7-12-18 S-C-F		
For models:	IM12C, IM12CN, IM12F, IM12FN, IM12S, IM12SN, IM18C, IM18CN, IM18F, IM18FN, IM18S, IM18SN, IM20L, IM7S, IM7SN		


			
1			
Part No.	697197	Ref. No.	SL2626
description	bearing block mounting pos. upper ø 100mm ID ø 42mm H 55mm edition until 08/2003 12-18 C-F		
For models:	IM12C, IM12CN, IM12F, IM12FN, IM18C, IM18CN, IM18F, IM18FN		


							
1							
Part No.	699593	Ref. No.	SA1029				
description	bearing block for dough hook with ball bearing mounting pos. upper ø 120mm ID ø 52mm H 59mm for 25SN/38SN						
For models:	IM25SN, IM38SN						
spare parts for	699593						
		<table border="1"> <tr> <td>Part No.</td> <td>523513</td> <td>Ref. No.</td> <td>SL0233</td> </tr> </table>	Part No.	523513	Ref. No.	SL0233	
Part No.	523513	Ref. No.	SL0233				
	deep-groove ball bearing type 6205-2RS shaft ø 25mm ED ø 52mm W 15mm with sealing discs deep-groove ball bearing DIN 625-1						

			
1			
Part No.	697211	Ref. No.	SL2627
description	bearing block mounting pos. upper ø 120mm ID ø 47mm H 48mm 25-38 C-F		
For models:	IM25C, IM25CN, IM25F, IM25FN, IM38C, IM38CN, IM38F, IM38FN		

			
1			
Part No.	697251	Ref. No.	SL0016
description	bearing block for mixer bowl mounting pos. lower ø 103mm ID ø 40mm H 58mm 7-12-18 S-C-F		
For models:	IM12C, IM12CN, IM12E, IM12F, IM12FN, IM12S, IM12SN, IM18C, IM18CN, IM18E, IM18F, IM18FN, IM18S, IM18SN, IM20L, IM7S, IM7SN		

			
1			
Part No.	697199	Ref. No.	SL2542
description	bearing block for dough hook ø 115mm ID ø 42mm H 62mm edition until 08/2003 12-18 C-F		
For models:	IM12C, IM18C		

			
1			
Part No.	697252	Ref. No.	SL0074
description	bearing block for mixer bowl mounting pos. lower ø 145mm ID ø 42mm int. ø 1 47mm H 79mm 25-38 S-C-F		
For models:	IM25C, IM25CN, IM25E, IM25F, IM25FN, IM25S, IM25SN, IM30L, IM38C, IM38CN, IM38E, IM38F, IM38FN, IM38S, IM38SN		

			
1			
Part No.	697213	Ref. No.	SL2543
description	bearing block for dough hook ø 140mm ID ø 55mm H 68mm edition until 08/2003 25-38 C-F		
For models:	IM25C, IM25F, IM38C, IM38F		



mixer bowls

fasteners

transmission technology and ball bearings

drive flanges



1

Part No.	697173	Ref. No.	SL2635
description	drive flange \varnothing 280mm ID \varnothing 50mm thickness 3mm 12-18 C		
For models:	IM12C, IM12CN, IM12FN, IM18C, IM18CN		



1

Part No.	697174	Ref. No.	SL2636
description	drive flange \varnothing 330mm ID \varnothing 60mm thickness 4mm 25-38 C		
For models:	IM25C, IM25CN, IM25F, IM25FN, IM38C, IM38CN, IM38F		



1

Part No.	697175	Ref. No.	SL1302
description	drive flange \varnothing 430mm ID \varnothing 60mm thickness 6mm 50 C		
For models:	IM50C, IM50CN, IM50SE		

mounting flanges



1

Part No.	697182	Ref. No.	SL2632
description	mounting flange \varnothing 300mm ID \varnothing 113mm thickness 3mm 12 C		
For models:	IM12C, IM12CN		



1

Part No.	697183	Ref. No.	SL2633
description	mounting flange \varnothing 340mm ID \varnothing 113mm thickness 3mm 18 C		
For models:	IM18C, IM18CN		



1

Part No.	697184	Ref. No.	SL2637
description	mounting flange \varnothing 380mm ID \varnothing 168mm thickness 4mm 25 C		
For models:	IM25C, IM25CN		



1

Part No.	697185	Ref. No.	SL2634
description	mounting flange \varnothing 430mm ID \varnothing 168mm thickness 4mm 38 C		
For models:	IM38C, IM38CN		



1

Part No.	697186	Ref. No.	SL1303
description	mounting flange \varnothing 480mm ID \varnothing 198mm thickness 6mm 50 C		
For models:	IM50C, IM50CN, IM50SE		



flanges

1

Part No.	697191	Ref. No.	SL2867
description	flange for mixer bowl 25-38 F		
For models:	IM25CN, IM25F, IM25FN, IM38F, IM38FN		

1

Part No.	697188	Ref. No.	SL2621
description	flange for mounting flange ø 180mm D1 ø 60mm thickness 22mm 25-38 C		
For models:	IM25C, IM25CN, IM25FN, IM38C, IM38CN		



1

Part No.	697190	Ref. No.	SL2866
description	flange for mixer bowl ø 105mm D1 ø 50mm thickness 23mm 12-18 F		
For models:	IM12CN, IM12F, IM12FN, IM18F, IM18FN		

1

Part No.	697189	Ref. No.	SL2839
description	flange for mounting flange ø 210mm D1 ø 60mm thickness 26mm 50 C		
For models:	IM50C, IM50CN		



1

Part No.	697192	Ref. No.	SL2868
description	flange for mixer bowl ø 180mm D1 ø 60mm thickness 28mm 50 F		
For models:	IM50F, IM50FN		

bolts

1

Part No.	697176	Ref. No.	SL2622
description	bolt ø 24mm 12-18 C		
For models:	IM12C, IM12CN, IM12FN, IM18C, IM18CN		



1

Part No.	697187	Ref. No.	SL2620
description	flange for mounting flange ø 120mm D1 ø 50mm thickness 20mm 12-18 C		
For models:	IM12C, IM12CN, IM12FN, IM18C, IM18CN		

1

Part No.	697177	Ref. No.	SL2623
description	bolt ø 29mm ID ø 8.5mm 25-38 C		
For models:	IM25C, IM25CN, IM25FN, IM38C, IM38CN		

1

Part No.	697178	Ref. No.	SL1932
description	bolt ø 29mm ID ø 8.5mm 50 C		
For models:	IM25E, IM25SE, IM25SM, IM35SE, IM35SM, IM38E, IM50C, IM50CN, IM50SE		



sealing washers



1

Part No.	697179	Ref. No.	SL1890
description	gasket for mounting flange ID ø 300-340mm 12-18 C		
For models:	IM12C, IM12CN, IM12E, IM12FN, IM18C, IM18CN, IM18E		



1

Part No.	697180	Ref. No.	SL1034
description	gasket for mounting flange ID ø 380-430mm 25-38 C		
For models:	IM25C, IM25CN, IM25E, IM25SE, IM25SM		



1

Part No.	697181	Ref. No.	SL1334
description	gasket for mounting flange ID ø 430mm 50 C		
For models:	IM35SE, IM35SM, IM38C, IM38CN, IM38E, IM50C, IM50CN, IM50SE		

mixer bowls

1

Part No.	697155	Ref. No.	SL1106
description	mixer bowl for dough mixer ID ø 260mm H 200mm fixed 7 S		
For models:	IM7S, IM7SN		

1

Part No.	697162	Ref. No.	SA1150
description	mixer bowl for dough mixer ID ø 320mm H 210mm detachable 12 C		
For models:	IM12C, IM12CN		

1

Part No.	697156	Ref. No.	SL0008
description	mixer bowl for dough mixer ID ø 320mm H 210mm fixed 12 S-F		
For models:	IM12F, IM12FN, IM12S, IM12SN, IM18F		



1

Part No.	697163	Ref. No.	SA1160
description	mixer bowl for dough mixer ID ø 360mm H 210mm detachable 18 C		
For models:	IM18C, IM18CN		



1

Part No.	697157	Ref. No.	SL0009
description	mixer bowl for dough mixer ID ø 360mm H 210mm fixed 18 S-F		
For models:	IM18F, IM18FN, IM18S, IM18SN, IM20L		



1

Part No.	697164	Ref. No.	SA1170
description	mixer bowl for dough mixer ID ø 400mm H 260mm detachable 25 C		
For models:	IM25C, IM25CN, IM25F		

1

Part No.	697166	Ref. No.	SA1190
description	mixer bowl for dough mixer ID ø 500mm H 310mm detachable 50 C		
For models:	IM50C, IM50CN		

2

Part No.	697158	Ref. No.	SL0067
description	mixer bowl for dough mixer ID ø 400mm H 260mm fixed 25 S-F		
For models:	IM25F, IM25FN, IM25S, IM25SN, IM30L		

1

Part No.	697161	Ref. No.	SL1304
description	mixer bowl for dough mixer ID ø 500mm H 310mm fixed 50 S-F		
For models:	IM50F, IM50FN, IM50S, IM50SE, IM50SN		



1


Part No.	697165	Ref. No.	SA1180
description	mixer bowl for dough mixer ID ø 450mm H 260mm detachable 38 C		
For models:	IM38C, IM38CN		

dough separator



1

Part No.	697167	Ref. No.	SL1108
description	pastry rod L 282mm W 25mm thickness 12mm hole distance 45mm hole ø 9mm 7 S		
For models:	IM7S		



1

Part No.	697168	Ref. No.	SL0013
description	pastry rod L 300mm W 25mm thickness 12mm hole distance 45mm hole ø 9mm 12-18 S-C-F		
For models:	IM12C, IM12F, IM12S, IM18C, IM18F, IM18S		

1

Part No.	697159	Ref. No.	SL0068
description	mixer bowl for dough mixer ID ø 450mm H 260mm fixed 38 S-F		
For models:	IM38F, IM38FN, IM38S, IM38SN		



1

Part No.	697169	Ref. No.	SL0071 SL3371
description	pastry rod L 367mm W 25mm thickness 12mm hole distance 45mm hole ø 11mm 25-38 S-C-F		
For models:	IM25C, IM25CN, IM25F, IM25FN, IM25S, IM25SN, IM38C, IM38CN, IM38F, IM38FN, IM38S, IM38SN		



1



Part No.	697170	Ref. No.	SL2726
description	pastry rod L 490mm W 25mm thickness 20mm hole distance 45mm hole ø 11mm 50 S-C-F		
For models:	IM50C, IM50CN, IM50F, IM50FN, IM50S, IM50SN		

spindles

for lids

1



Part No.	697145	Ref. No.	SL1110
description	spindle for lid ø 15mm L 173mm		
For models:	IM7S, IM7SN		

1



Part No.	697146	Ref. No.	SL0021
description	spindle for lid ø 15mm L 199mm		
For models:	IM12C, IM12CN, IM12E, IM12F, IM12FN, IM12S, IM12SN, IM18C, IM18CN, IM18E, IM18F, IM18FN, IM18S, IM18SN, IM20L		

1



Part No.	697147	Ref. No.	SL0076
description	spindle for lid ø 15mm L 244mm		
For models:	IM25C, IM25CN, IM25E, IM25F, IM25FN, IM25S, IM25SN, IM30L, IM38C, IM38CN, IM38E, IM38F, IM38FN, IM38S, IM38SN, IP10, IP20		

1



Part No.	697148	Ref. No.	SL2727
description	spindle for lid ø 15mm L 283mm		
For models:	IM50C, IM50CN, IM50F, IM50FN, IM50S, IM50SN		

for mixer bowls

1



Part No.	697114	Ref. No.	SL0014
description	spindle for mixer bowl ø 17mm D1 ø 20mm L 127mm 7-12-18 S-C-F		
For models:	IM12C, IM12CN, IM12E, IM12F, IM12FN, IM12S, IM12SN, IM18C, IM18CN, IM18E, IM18F, IM18FN, IM18S, IM18SN, IM20L, IM7S, IM7SN		

1



Part No.	697115	Ref. No.	SL0072
description	spindle for mixer bowl ø 20mm D1 ø 25mm L 138mm 25-38 S-C-F		
For models:	IM25C, IM25CN, IM25E, IM25F, IM25FN, IM25S, IM25SN, IM30L, IM38C, IM38CN, IM38E, IM38F, IM38FN, IM38S, IM38SN		

1



Part No.	697258	Ref. No.	SL2728
description	spindle for mixer bowl ø 25mm D1 ø 30mm L 160mm 50 S-C-F		
For models:	IM50C, IM50CN, IM50F, IM50FN, IM50S, IM50SN		

miscellaneous

1



Part No.	698900	Ref. No.	SL3204
description	spindle		
For models:	IM25CN, IM25FN, IM38CN, IM38FN		

1




Part No.	697268	Ref. No.	SL2624
description	spindle ø 12mm L 170mm		
For models:	IM12C, IM12CN, IM12F, IM12FN, IM18C, IM18CN, IM18F, IM18FN		

1





Part No.	697269	Ref. No.	SL2625
description	spindle ø 12mm L 190mm		
For models:	IM25C, IM25CN, IM25F, IM25FN, IM38C, IM38CN, IM38F, IM38FN		





			
1			
Part No.	697270	Ref. No.	SL2842
description	spindle ø 12mm L 234mm		
For models:	IM50C, IM50CN, IM50F, IM50FN		


gear wheels


			
1			
Part No.	697240	Ref. No.	SL0044
description	sprocket-wheel DIN/ISO 05 B-1 splitting 8mm teeth 16 shaft intake ø 20mm H 14mm 7-12-18 S-C-F		
For models:	IM12C, IM12E, IM12F, IM12S, IM18C, IM18E, IM18F, IM18S, IM20L, IM7S		


			
1			
Part No.	697241	Ref. No.	SL0094
description	sprocket-wheel DIN/ISO 06 B-1 splitting 3/8" teeth 16 shaft intake ø 25mm H 28mm 25-38 S-C-F		
For models:	IM25C, IM25E, IM25F, IM25S, IM30L, IM38C, IM38E, IM38F, IM38S		

			
1			
Part No.	697242	Ref. No.	SL2645
description	sprocket-wheel DIN/ISO 06 B-1 splitting 3/8" teeth 20 shaft intake ø 30mm H 28mm 50 S-C-F		
For models:	IM50C, IM50F, IM50S		


			
1			
Part No.	697254	Ref. No.	SL1117
description	sprocket-wheel DIN/ISO 05 B-1 splitting 8mm teeth 76 shaft intake ø 50mm H 4mm 7 S		
For models:	IM7S, IM7SN		


			
1			
Part No.	697206	Ref. No.	SL0030
description	sprocket-wheel DIN/ISO 06 B-1 splitting 3/8" teeth 29 shaft intake ø 17mm H 28mm 7-12-18 S-C-F		
For models:	IM12C, IM12CN, IM12E, IM12F, IM12FN, IM12S, IM12SN, IM18C, IM-18CN, IM18E, IM18F, IM18FN, IM18S, IM18SN, IM20L, IM7S, IM7SN		


			
1			
Part No.	697255	Ref. No.	SL0057
description	sprocket-wheel DIN/ISO 05 B-1 splitting 8mm teeth 85 shaft intake ø 50mm H 4mm 12-18 S-C-F		
For models:	IM12C, IM12CN, IM12E, IM12F, IM12FN, IM12S, IM12SN, IM18C, IM18CN, IM18E, IM18F, IM18FN, IM18S, IM18SN, IM20L		

			
1			
Part No.	697256	Ref. No.	SL0100
description	sprocket-wheel DIN/ISO 06 B-1 splitting 3/8" teeth 85 shaft intake ø 60mm H 5mm 25-38 S-C-F		
For models:	IM25C, IM25CN, IM25E, IM25F, IM25FN, IM25S, IM25SN, IM30L, IM38C, IM38CN, IM38E, IM38F, IM38FN, IM38S, IM38SN		


			
1			
Part No.	697257	Ref. No.	SL2646
description	sprocket-wheel DIN/ISO 06 B-1 splitting 3/8" teeth 110 shaft intake ø 80mm H 5mm 50 S-C-F		
For models:	IM50C, IM50CN, IM50F, IM50FN, IM50S, IM50SN		


			
1			
Part No.	697209	Ref. No.	SL2691
description	sprocket-wheel DIN/ISO 08 B-1 splitting 1/2" teeth 15 shaft intake ø 20mm H 26mm 25-38 C-F edition until 08/2003		
For models:	IM25C, IM25F, IM30L, IM38C, IM38F		


			
1			
Part No.	697193	Ref. No.	SL0024
description	sprocket-wheel DIN/ISO 06 B-1 splitting 3/8" teeth 15 shaft intake ø 17mm H 25mm 7-12-18 S-C-F		
For models:	IM12C, IM12CN, IM12E, IM12F, IM12FN, IM12S, IM12SN, IM18C, IM-18CN, IM18E, IM18F, IM18FN, IM18S, IM18SN, IM20L, IM7S, IM7SN		


			
1			
Part No.	697207	Ref. No.	SA8400
description	sprocket-wheel DIN/ISO 08 B-1 splitting 1/2" teeth 15 shaft intake ø 30mm H 85mm with spindle 25-38 S-C-F		
For models:	IM25C, IM25E, IM25F, IM25S, IM38C, IM38E, IM38F, IM38S		



			
1			
Part No.	697223	Ref. No.	SL0084
description	sprocket-wheel DIN/ISO 08 B-1 splitting 1/2" teeth 29 shaft intake ø 20mm H 30mm 25-38 S-C-F		
For models:	IM25C, IM25CN, IM25E, IM25F, IM25FN, IM25S, IM25SN, IM30L, IM38C, IM38CN, IM38E, IM38F, IM38FN, IM38S, IM38SN		


			
1			
Part No.	698415	Ref. No.	SA1047
description	sprocket-wheel DIN/ISO 08 B-1 splitting 1/2" teeth 29 shaft intake ø 30mm H 107mm		
For models:	IM25CN, IM25FN, IM38CN, IM38FN		


			
1			
Part No.	697214	Ref. No.	SL2733
description	sprocket-wheel DIN/ISO 10 B-1 splitting 5/8" teeth 15 shaft intake ø 25mm H 30mm 50 S-C-F		
For models:	IM50C, IM50CN, IM50F, IM50FN, IM50S, IM50SN		

			
1			
Part No.	697224	Ref. No.	SL2734
description	sprocket-wheel DIN/ISO 10 B-1 splitting 5/8" teeth 24 shaft intake ø 25mm H 30mm 50 S-C-F		
For models:	IM50C, IM50CN, IM50F, IM50FN, IM50S, IM50SN		


accessories

			
1			
Part No.	697248	Ref. No.	SL2524
description	coupling ø 40mm H 38mm shaft intake ø 17mm 12-18 C-F		
For models:	IM12C, IM12CN, IM12F, IM12FN, IM18C, IM18CN, IM18F, IM18FN		

			
1			
Part No.	697848	Ref. No.	SL3205
description	coupling ø 40mm H 38mm shaft intake ø 17mm 12-18 CN-FN		
For models:	IM12CN, IM12FN, IM18CN, IM18FN		

			
1			
Part No.	697250	Ref. No.	SL2831
description	coupling ø 60mm H 70mm shaft intake ø 30mm 50 C-F		
For models:	IM50C, IM50CN, IM50F, IM50FN		

miscellaneous

			
1			
Part No.	697150	Ref. No.	SL0036
description	bush for microswitch ID ø 15mm		
For models:	IM12C, IM12CN, IM12E, IM12F, IM12FN, IM12S, IM12SN, IM18C, IM-18CN, IM18E, IM18F, IM18FN, IM18S, IM18SN, IM20L, IM25C, IM25CN, IM25E, IM25F, IM25FN, IM25S, IM25SE, IM25SM, IM25SN, IM30L, IM35SE, IM35SM, IM38C, IM38CN, IM38E, IM38F, IM38FN, IM38S, IM38SN, IM50C, IM50CN, IM50F, IM50FN, IM50S, IM50SE, IM50SN, IM7S, IM7SN, IP10, IP20		

			
1			
Part No.	697218	Ref. No.	SL2725 SL3089
description	flange for dough hook ø 210mm		
For models:	IM50C, IM50CN, IM50F, IM50FN, IM50S, IM50SN		

			
1			
Part No.	697281	Ref. No.	SL2638
description	protector for mixer bowl L 205mm H 125mm		
For models:	IM12S, IM12SN, IM18S, IM18SN, IM20L		





1

Part No.	697149	Ref. No.	SL0035
description	stop for lid ID ø 15mm thread M8		
For models:	2000, IM12C, IM12CN, IM12E, IM12F, IM12FN, IM12S, IM12SN, IM18C, IM18CN, IM18F, IM18FN, IM20L, IM25C, IM25CN, IM25E, IM25F, IM25FN, IM25S, IM25SE, IM25SM, IM25SN, IM30L, IM35SE, IM35SM, IM38C, IM38CN, IM38E, IM38F, IM38FN, IM38S, IM38SN, IM50C, IM-50CN, IM50F, IM50FN, IM50S, IM50SE, IM50SN, IM7S, IM7SN, IP10, IP20		

for planetary mixers


gearboxes



1

Part No.	699296	Ref. No.	KA240309-2
description	gearbox ø 36mm H 60mm model K5		
For models:	K5, K50, K5W		


beaters



1

Part No.	692881	Ref. No.	ACRF20BR
description	stirrer for planetary mixer shaft ø 25 H 320mm W 205mm		
For models:	IP20F		


beaters



1

Part No.	699393	Ref. No.	ACKA5WW
description	whisk shaft intake ø 12.7mm H 185mm suitable for KitchenAid		

gear wheels



1


Part No.	699594	Ref. No.	C00548
description	gear wheel ø 56mm shaft intake ø 19mm W 19mm teeth 24 brass tooth width 15.5mm		
For models:	IP20F		

miscellaneous



1

Part No.	699595	Ref. No.	C00578
description	coupling titanium ED ø 40mm ID ø 30mm 52 H 25mm		
For models:	IP30F, IP40F		



1

Part No.	699476	Ref. No.	KA3182857
description	spring KitchenAid		
For models:	K5, K50, K5W		

for dough roller

wipers




1

Part No.	693895	Ref. No.	C01914
description	wiper for dough roller L 330mm mounting pos. front P30		
For models:	FI30, FIP30, FP30, FPP30		



roll units (complete)



rollers






1

Part No.	698594	Ref. No.	SL2444 SL2444R0
description	roller for dough roller suitable for FIMAR for model FI32 L 320mm ø 55mm mounting pos. bottom in the front		
For models:	FI32, FIP42		



1

Part No.	698590	Ref. No.	SL2446 SL2446R1
description	roller for dough roller suitable for FIMAR for model FI42 L 420mm ø 55mm mounting pos. bottom in the front		
For models:	FI42, FIP42		



2

Part No.	698589	Ref. No.	SL2449 SL2449R0
description	roller for dough roller suitable for FIMAR for model FI42 L 215mm ø 55mm mounting pos. upper at the back		
For models:	FI42		



1

Part No.	693908	Ref. No.	CO1829
description	roller L 298mm ø 48mm mounting pos. bottom in the front		
For models:	FI30, FIP30, FP30, FPP30		



1

Part No.	698587	Ref. No.	SL2450 SL2450R0
description	roller for dough roller suitable for FIMAR for model FI42 L 215mm ø 55mm mounting pos. upper in the front		
For models:	FI42		



1

Part No.	696990	Ref. No.	KR-A09
description	roller assembly kit for model SM220 SE220 L 270mm ø 40mm		
For models:	SE220, SM220		



1

Part No.	698592	Ref. No.	SL2445 SL2445R1
description	roller for dough roller suitable for FIMAR for model FI42 L 420mm ø 55mm mounting pos. bottom at the back		
For models:	FI42, FIP42		


holders



1


Part No.	694566	Ref. No.	CO1839
description	bracket for dough roller complete with handle hole ø 10mm H 20mm hole distance 32mm red		
For models:	FI30, FI40, FIP30, FIP40, FP30, FP40, FPP30, FPP40		




			
1			
Part No.	692445	Ref. No.	SA1260
description	lever hole \varnothing 10mm H 18.5mm hole distance 32mm		
For models:	FI32, FI42, FIP42		


couplings

			
1			
Part No.	694396	Ref. No.	SL2430
description	coupling \varnothing 36.5mm ID \varnothing 25mm H 17mm		
For models:	FI32, FI42, FIP42		

			
1			
Part No.	694395	Ref. No.	SL2429
description	coupling \varnothing 42mm ID \varnothing 18mm H 12mm		
For models:	FI32, FI42, FIP42		

			
1			
Part No.	693646	Ref. No.	CO1997
description	coupling set \varnothing 42.8mm ID \varnothing 25mm H 21mm		
For models:	FI30, FI40, FIP30, FIP40, FP30, FP40, FPP30, FPP40		

pulleys


			
1			
Part No.	696456 ¹	Ref. No.	SL2432
description	round belt pulley disc \varnothing 70mm double shaft intake \varnothing 14mm groove depth 3mm disc width 31mm groove width 5mm overall width 31mm ABS plastic		
For models:	FI32, FI42, FIP42		

¹double

			
1			
Part No.	696795	Ref. No.	SL2433
description	round belt pulley grooves 8 disc \varnothing 105mm shaft intake \varnothing 14mm disc width 31mm groove depth 3mm groove width 5mm overall width 31mm double		
For models:	FI32, FI42, FIP42		

pinions


rear mounting

			
1			
Part No.	694393	Ref. No.	SL2426
description	pinion \varnothing 46.5mm H 35mm mounting pos. rear ID \varnothing 17mm without coupling for dough roller		
For models:	FI32, FI42, FIP42		

			
1			
Part No.	697109	Ref. No.	CO1819
description	pinion \varnothing 47.5mm H 35mm mounting pos. rear ID \varnothing 25mm for dough roller		
For models:	FI30, FI40, FIP30, FIP40, FP30, FP40, FPP30, FPP40		

front mounting


			
1			
Part No.	694394	Ref. No.	SL2427 SL3252
description	pinion \varnothing 46.5mm H 34mm mounting pos. front ID \varnothing 12mm for coupling for dough roller		
For models:	FI32, FI42, FIP42		

1

Part No.	697108	Ref. No.	C01818
description	pinion ø 47.5mm H 35mm mounting pos. front ID ø 14mm for dough roller		
For models:	FI30, FI40, FIP30, FIP40, FP30, FP40, FPP30, FPP40		

springs




1

Part No.	693920	Ref. No.	C01823 SL2883
description	spring for pinion ø 49mm thickness 1.5mm Qty 2 pcs		
For models:	FI30, FI32, FI40, FI42, FIP30, FIP40, FIP42, FP30, FP40, FPP30, FPP40		


roller covers

upper




1

Part No.	696541	Ref. No.	SL2960
description	hand protection mounting pos. upper L 280mm W 277mm H 135mm FI42		
For models:	FI42		




1

Part No.	697307	Ref. No.	C01900
description	hand protection mounting pos. upper L 290mm W 250mm H 125mm		
For models:	FIP40, FPP40		



1

Part No.	697343	Ref. No.	C01882
description	hand protection mounting pos. upper L 360mm W 130mm H 250mm P40		
For models:	FI40, FP40		




1

Part No.	696796	Ref. No.	SL4105
description	hand protection mounting pos. upper L 398mm W 245mm H 140mm FIP42N		



1



Part No.	697342	Ref. No.	CO1847
description	hand protection mounting pos. upper P30		
For models:	FI30, FIP30, FP30, FPP30		

bottom

1



Part No.	698405	Ref. No.	SL2455
description	hand protection mounting pos. lower L 380mm W 110mm H 75mm FI32		
For models:	FI32		

1



Part No.	698583	Ref. No.	SL2456
description	hand protection mounting pos. lower L 480mm W 82mm H 80mm FI42/FIP42		
For models:	FI42, FIP42		

1



Part No.	697341	Ref. No.	CO1848
description	hand protection mounting pos. lower P30		
For models:	FI30, FIP30, FP30, FPP30		

side parts

1



Part No.	697332	Ref. No.	CO1815
description	side panel for dough roller mounting pos. upper right W 40mm L 125mm H 100mm P30-P40 bore ø 14.3mm depth of bore 19mm		
For models:	FI30, FI40, FIP30, FIP40, FP30, FP40, FPP30, FPP40		

1



Part No.	697333	Ref. No.	CO1872
description	side panel for dough roller mounting pos. upper right W 40mm L 135mm H 100mm P40T		
For models:	FI40, FIP40, FP40, FPP40		

1



Part No.	693922	Ref. No.	CO1833
description	side panel for dough roller mounting pos. upper/lower right W 40mm L 125mm H 100mm P30-P40		
For models:	FI30, FI40, FIP30, FIP40, FP30, FP40, FPP30, FPP40		

1




Part No.	691911	Ref. No.	CO1834
description	side panel for dough roller mounting pos. bottom left W 20mm L 115mm H 80mm P30-P40		
For models:	FI30, FI40, FIP30, FIP40, FP30, FP40, FPP30, FPP40		


1





Part No.	692040	Ref. No.	CO1816
description	side panel for dough roller mounting pos. upper left W 20mm L 115mm H 80mm P30-P40		
For models:	FI30, FI40, FP30, FP40		




 <p>1</p>			
Part No.	697334	Ref. No.	CO1893
description	side panel for dough roller mounting pos. upper left W 20mm L 125mm H 80mm P40T		
For models:	FIP30, FIP40, FPP30, FPP40		

spindles			
 <p>1</p>			
Part No.	694392	Ref. No.	SL2425
description	spindle for dough rolling machine ø 24mm L 174mm		
For models:	FI32, FI42, FIP42		

miscellaneous			
 <p>1</p>			
Part No.	698417	Ref. No.	SL3019
description	spacer piece for dough roller ø 8mm H 20mm		
For models:	FI32, FI42		

 <p>1</p>			
Part No.	697855	Ref. No.	SL2476
description	spacer piece for dough roller ø 8mm L 35mm		
For models:	FI32, FI42, FIP42		

 <p>1</p>			
Part No.	698335	Ref. No.	SL2953
description	spacer piece for dough roller ø 8mm thread M4 L 50mm		
For models:	FI32, FI42, FIP42		

for bar blender

- blenders
- jar components
- jars
- complete

 <p>1</p>			
Part No.	696347	Ref. No.	ACBP150L
description	blender jar plastic 1500ml with blade		
For models:	FRP150, FRP2150, TFA3P		

 <p>1</p>			
Part No.	696437	Ref. No.	ACBP150C
description	blender jar plastic 1500ml with mixer disc		
For models:	FRP150, FRP2150, TFA3P		

mechanical components,
equipment accessories
1



lids



1

Part No.	651060	Ref. No.	CO1407
description	lid ø 130mm rubber nominal-ø 115mm hole ø 44mm		
For models:	FRI150, FRI2150, FRP150, FRP2150, TFA3P, TRGM		

gaskets



1

Part No.	651007	Ref. No.	CO1402
description	gasket ED ø 75mm ID ø 55mm thickness 3mm Qty 1 pcs		
For models:	FRI150, FRI2150, FRI300, FRP150, FRP2150, FRP300, TFA3P		

holders



1

Part No.	651052	Ref. No.	CO1403
description	bracket for jar ø 87mm nominal-ø 60mm plastic		
For models:	FRI150, FRI2150, FRI300, FRP150, FRP2150, FRP300, TFA3P		

blades

blades with adaptor (complete)



1

Part No.	696501	Ref. No.	CO1401
description	slicing unit complete for blenders ø 73mm		
For models:	FRI150, FRI2150, FRI300, FRP150, FRP2150, FRP300, TFA3P		

mixer discs (complete)



1

Part No.	696542	Ref. No.	CO1400
description	mixer disc complete ø 73mm hole ø 6mm		
For models:	FRI150, FRI2150, FRI300, FRP150, FRP2150, FRP300, TFA3P		

actuators

group 1



1

Part No.	651041	Ref. No.	CO1757
description	mixer coupling ø 22mm H 13mm IT M6L teeth 4 stainless steel		
For models:	FRI150, FRI2150, FRI300, FRP150, FRP2150, TFA3P		

group 2



1

Part No.	651061	Ref. No.	CO7092
description	mixer coupling ø 26mm H 10mm teeth 4 rubber		



1

Part No.	651042	Ref. No.	CO1404
description	mixer coupling ø 32.5mm H 12mm teeth 4 rubber		
For models:	FRI150, FRI2150, FRI300, FRP150, FRP2150, FRP300, TFA3P		



mixers


jars



1

Part No.	698564	Ref. No.	C06108
description	blender jar SS ø 104mm H 150mm DMB / DMB20		

holders



1



Part No.	650100	Ref. No.	C01005
description	bracket with microswitch for jar W 62mm H 60mm		
For models:	FRU1I, FRU1P, FRU2I, FRU2P		

for hand blenders

spare parts and accessories



1


Part No.	697846	Ref. No.	SA1051	
description	coupling with drive shaft ø 40mm shaft intake ø 17mm 12-18 CN-FN			
spare parts for	697846			
	Part No.	697847	Ref. No.	SL3203
	drive shaft D1 ø 20mm for coupling ø 17mm L 113mm 12-18 CN-FN			
	Part No.	697848	Ref. No.	SL3205
	coupling ø 40mm H 38mm shaft intake ø 17mm 12-18 CN-FN			



1


Part No.	698320	Ref. No.	SA1101
description	coupling with drive shaft ø 50mm H 135mm shaft intake ø 20mm 25-38 C-F		

flanges




1

Part No.	698354	Ref. No.	SL3612
description	flange for hand blender ø 92mm H 40mm MX40 / MX42S		
For models:	FX40, FX42S, MX40, MX42S		



1

Part No.	696798	Ref. No.	SL3386
description	flange green ø 90mm H 44mm MX25		
For models:	MX25		



1


Part No.	697400	Ref. No.	SL0732
description	flange ø 92mm H 48mm FM3		
For models:	FM3		



housings




1

Part No.	699140	Ref. No.	SL3385
description	housing left green MX25 L 275mm ø 100mm		
For models:	MX25		
accessories for	699140		
	Part No.	699138	Ref. No. SL3384
	housing right green MX25 L 275mm ø 100mm		



1

Part No.	699137	Ref. No.	SL3081
description	housing left green MX40 / MX42S L 330mm ø 120mm		
For models:	MX40, MX42S		
accessories for	699137		
	Part No.	699136	Ref. No. SL3080
	housing right green MX40 / MX42S L 330mm ø 120mm		




1

Part No.	699009	Ref. No.	SA1201 SL0730 SL0731
description	housing left/right blue model FM3		
For models:	FM3		




1

Part No.	699138	Ref. No.	SL3384
description	housing right green MX25 L 275mm ø 100mm		
For models:	MX25		
accessories for	699138		
	Part No.	699140	Ref. No. SL3385
	housing left green MX25 L 275mm ø 100mm		




1

Part No.	699136	Ref. No.	SL3080
description	housing right green MX40 / MX42S L 330mm ø 120mm		
For models:	MX40, MX42S		
accessories for	699136		
	Part No.	699137	Ref. No. SL3081
	housing left green MX40 / MX42S L 330mm ø 120mm		

couplings



1

Part No.	699008	Ref. No.	SL1496
description	coupling D1 ø 20mm D2 ø 23mm int. ø 1 8mm int. ø 2 8mm L 33.5mm FM3		
For models:	FM3		
accessories for	699008		
	Part No.	697417	Ref. No. SL0129
	grub screw thread M5 L 10mm stainless steel DIN 914/ISO 4027 WS 2.5 with spike Qty 1 pcs		



1

Part No.	692146	Ref. No.	SA1063 SL3589
description	coupling with pin D1 ø 20mm D2 ø 25mm L 34mm		
For models:	FX40, FX42S, MX25, MX40, MX42S		



<p>1</p>			
Part No.	697856	Ref. No.	SL3611
description	insert for coupling rubber ø 8mm H 6mm		
For models:	FX40, FX42S, MX25, MX40, MX42S		

blender sticks

bearing blocks

<p>1</p>			
Part No.	697914	Ref. No.	SL3349
description	bearing block hole ø 15mm H 76mm		
For models:	MX25		

<p>1</p>			
Part No.	697406	Ref. No.	SL0775 SL3415
description	blender attachment mounting pos. lower ø 95mm ID ø 25mm H 84mm FM3		
For models:	FM3, FX40, FX42S, MX40, MX42S		

<p>1</p>			
Part No.	697412	Ref. No.	SL0740
description	bushing mounting pos. centre ø 25mm ID ø 22mm H 15mm FM3		
For models:	FM3, FX40, FX42S, MX25, MX40, MX42S		

miscellaneous


<p>1</p>			
Part No.	697408	Ref. No.	SL0777
description	disc ø 45.5mm ID ø 9mm FM3		
For models:	FM3, FX40, FX42S, MX25, MX40, MX42S		

blades

blades with adaptor (complete)

<p>1</p>			
Part No.	697411	Ref. No.	SL0744
description	knife ø 60mm hole ø 8mm H 22mm FM3		
For models:	FM3, FX40, FX42S, MX25, MX40, MX42S		

blender sticks

<p>1</p>			
Part No.	698353	Ref. No.	ME4040 MESCFM340
description	blender stick FM3 L 400mm flange ø 47mm with blade		
For models:	FM3, FX40, FX42S, MX40, MX42S		
spare parts for	698353		
		Part No.	697411
		Ref. No.	SL0744
	knife ø 60mm hole ø 8mm H 22mm FM3		

<p>1</p>			
Part No.	698309	Ref. No.	ME4050 MESCFM350
description	blender stick L 500mm flange ø 47mm with blade		
For models:	FM3, FX40, FX42S, MX40, MX42S		

<p>1</p>			
Part No.	698333	Ref. No.	ME2530
description	blender stick MX25 L 310mm with blade		
For models:	MX25		



beaters

gearboxes



1

Part No.	697405	Ref. No.	SA9500
description	gearbox FM3		
For models:	FM3		

driven gears



1

Part No.	697401	Ref. No.	SL0739
description	drive shaft D1 ø 8mm L 63mm FM3		
For models:	FM3, FX40, MX40		

accessories for 697401



Part No.	692533	Ref. No.	SL0753
description	roll pin ø 3mm L 20mm SS 1475		



1

Part No.	697403	Ref. No.	SA8900
description	gear wheel double ø 45mm shaft ø 8mm shaft L 70mm with spindle FM3		
For models:	FM3, FX40, MX40		



1

Part No.	697404	Ref. No.	SA8800
description	gear wheel single shaft ø 8mm shaft L 70mm with spindle FM3		
For models:	FM3, FX40, MX40		

beaters



1

Part No.	697416	Ref. No.	SL0743
description	whisk ø 90mm L 265mm hole ø 8mm		
For models:	FM3, FX40, MX40		



beaters (complete)



1

Part No.	698458	Ref. No.	FRUSTAFM3
description	whisk motor shaft ø 8mm flange ø 40mm MX40 / FX40		
For models:	FM3, FX40, MX40, MX42S		

spare parts for 698458

	Part No.	697405	Ref. No.	SA9500
	description	gearbox FM3		
	Part No.	697416	Ref. No.	SL0743
	description	whisk ø 90mm L 265mm hole ø 8mm		

miscellaneous



1

Part No.	698406	Ref. No.	SL3350
description	spindle for hand blender SS L 295mm ø 8mm		
For models:	MX25		

for citrus juicers

spillage trays



1

Part No.	696354	Ref. No.	CO1447
description	drain tray for citrus juicers ø 180mm hole ø 34mm H 87mm SS		
For models:	AGRL, TFA3P		



juicer insert



1


Part No.	650155	Ref. No.	C01405
description	juicer insert for citrus juicers ø 119mm H 48mm SS		
For models:	AGRL, TFA3P		

for refrigerated counters

spare parts and accessories




1

Part No.	697917	Ref. No.	C00140	
description	fixing plate with opposite support thread M5			
accessories for	697917			
	Part No.	697916	Ref. No.	C00139
	screw bolt with nut L 8mm thread M5 ø 6mm			



1

Part No.	697916	Ref. No.	C00139	
description	screw bolt with nut L 8mm thread M5 ø 6mm			
accessories for	697916			
	Part No.	697917	Ref. No.	C00140
	fixing plate with opposite support thread M5			

for coffee grinders

coffee beans containers

container lids





1

Part No.	527327	Ref. No.	SL0289
description	lid for coffee beans container ø 210mm		
For models:	ABGC, ABGCP, CAFFES		

coffee beans containers



1

Part No.	527328	Ref. No.	SL0288	
description	coffee beans container			
For models:	ABGC, ABGCP, CAFFES			
spare parts for	527328			
	Part No.	527327	Ref. No.	SL0289
	lid for coffee beans container ø 210mm			
	Part No.	527329	Ref. No.	SL0287
	catch for coffee beans container H 57.5mm int. ø 1 47.5mm int. ø 2 49.8mm			

locks



1

Part No.	527329	Ref. No.	SL0287
description	catch for coffee beans container H 57.5mm int. ø 1 47.5mm int. ø 2 49.8mm		
For models:	ABGC, ABGCP, CAFFES		



for cup coffee machines

plungers



1

Part No.	698337	Ref. No.	CE502114
description	handle kit for lid		
For models:	TAC, TAS		

for convection ovens/combi-steamers

glass panels



1

Part No.	693100	Ref. No.	CO1200
description	glass panel L 250mm W 100mm thickness 5mm rectangular		
For models:	FGI4, FGI6, FGI9, FM4, FM44, FM6, FM66, FM9, FME4, FME44, FME6, FME66, FME9, FME99, FMEW6, FMEW66, FML4, FML44, FML6, FML66, FML9, FML99, FMS4, FMS44, FMS6, FMS66, FMS9		

door mechanics

miscellaneous



1

Part No.	693102	Ref. No.	CO1263
description	frame for glass plate		
For models:	FME4, FME44, FME6, FME66, FME9, FME99, FMEW6, FMEW66, FML4, FML44, FML6, FML66, FML9, FML99		

for pasta cookers

spare parts and accessories



1

Part No.	698471	Ref. No.	CO1356
description	lid for gearbox cast iron suitable for MPF1.5-2.5		
For models:	MPF1,5		

for noodle machine



1

Part No.	696455	Ref. No.	CO1342
description	lid for noodle machine L 190mm W 194mm H 18.5mm plastic transparent		
For models:	MPF1,5		

for pizza ovens

glass panels



1

Part No.	693131	Ref. No.	CO4735
description	glass panel L 350mm W 100mm thickness 4mm rectangular		



firebricks



1

Part No.	850051	Ref. No.	C01207
description	firebrick L 500mm W 500mm H 17mm delivery freight forwarding company only		
For models:	MINI		

1

Part No.	850052	Ref. No.	C01274
description	firebrick L 610mm W 610mm H 16mm delivery freight forwarding company only		
For models:	FME4, FME44		



1

Part No.	850054	Ref. No.	C01276
description	firebrick L 915mm W 450mm H 17mm delivery freight forwarding company only		
For models:	FME9, FME99		



1

Part No.	850053	Ref. No.	C01275
description	firebrick L 915mm W 610mm H 18mm delivery freight forwarding company only		
For models:	FME6, FME66, FME9, FME99		

for saladettes

spare parts and accessories



1

Part No.	697917	Ref. No.	C00140
-----------------	--------	-----------------	--------

description fixing plate with opposite support thread M5

accessories for 697917

Part No.	697916	Ref. No.	C00139
-----------------	--------	-----------------	--------

description screw bolt with nut L 8mm thread M5 ø 6mm



1

Part No.	697916	Ref. No.	C00139
-----------------	--------	-----------------	--------

description screw bolt with nut L 8mm thread M5 ø 6mm

accessories for 697916

Part No.	697917	Ref. No.	C00140
-----------------	--------	-----------------	--------

description fixing plate with opposite support thread M5

for toasters

pliers

pliers



1

Part No.	690010	Ref. No.	C01056
-----------------	--------	-----------------	--------

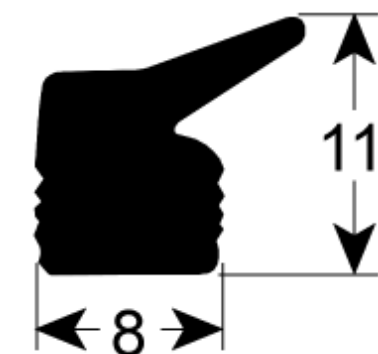
description plier for toaster H 180mm total length 100mm

For models: TOP3, TOP6



for vacuum packers


miscellaneous




Part No.	692755	Ref. No.	CO2045
description	gasket ED ø 8.5mm L 1100mm		
For models:	MCD400, MCV400		

knobs

universal knobs



Part No.	110242	Ref. No.	CO1112
description	knob thermostat t.max. 180°C ø 50mm shaft ø 6x4.6mm shaft flat upper black temperature range 100-180°C		
For models:	FT4, FT44, FT44N, FT4N, FT8, FT88, FT88N, FT88RN, FT8N, FT8RN, SF9, SF99, SF99N, SF9N		



Part No.	110248	Ref. No.	CO3611
description	knob thermostat t.max. 500°C ø 50mm shaft ø 6x4.6mm shaft flat upper black temperature range 50-500°C rotation 270°		
For models:	FM4, FM44, FM6, FM66, FM9, FME4, FME44, FME6, FME66, FME9, FME99, FML4, FML44, FML6, FML66, FML9, FML99, FMS4, FMS44, FMS6, FMS66, FMS9, MINI, PICCOLO		

producer-specific knobs

FIMAR



Part No.	110374	Ref. No.	CO1947
description	knob switch zero mark t.max.°C ø 40mm shaft ø 6x4.6mm shaft flat upper black		
For models:	CRP, CRP2		



Part No.	110829	Ref. No.	CO1954
description	knob switch zero mark t.max.°C ø 58mm shaft ø 6x4.6mm shaft flat upper black		
For models:	SAL600		



Part No.	110242	Ref. No.	CO1112
description	knob thermostat t.max. 180°C ø 50mm shaft ø 6x4.6mm shaft flat upper black temperature range 100-180°C		
For models:	FT4, FT44, FT44N, FT4N, FT8, FT88, FT88N, FT88RN, FT8N, FT8RN, SF9, SF99, SF99N, SF9N		



Part No.	110882	Ref. No.	CO4422
description	knob thermostat t.max. 300°C 50-300°C ø 72mm shaft ø 6x4.6mm shaft flat left black temperature range 50-300°C rotation 270°		
For models:	CP11, CPM30, PE25L, PE25R, PE35L, PE35R, PE50L, PE50M, PE50R, PV35L, PV35R, PV50L, PV50R, SFM18, SFM18D		



1

Part No.	110248	Ref. No.	CO3611
description	knob thermostat t.max. 500°C ø 50mm shaft ø 6x4.6mm shaft flat upper black temperature range 50-500°C rotation 270°		
For models:	FM4, FM44, FM6, FM66, FM9, FME4, FME44, FME6, FME66, FME9, FME99, FML4, FML44, FML6, FML66, FML9, FML99, FMS4, FMS44, FMS6, FMS66, FMS9, MINI, PICCOLO		

handles and hand wheels

cylindrical handles

fixed

1

Part No.	110703	Ref. No.	SL0106
description	cylindrical handle thread M10 ø 28mm L 87mm		
For models:	2000, 2200, AB12AT, AB12ATQ0, AB12L, AB12LQ0, AB12R, AB12T, AB12TQ0, AB22A, AB22AE, AB22AEQ0, AB22AT, AB22ATQ0, ABGC, ABGCP, FMD4, FMD44, FMD6, FMD66, FMD9, FMD99, FMDW6, FMDW66, FME4, FME44, FME6, FME66, FME9, FME99, FMEW6, FMEW66, FML4, FML44, FML6, FML66, FML9, FML99, FMLW6, FMLW66, GR12S, SE1550, SE1550Q0, SE1830, SE1830Q0, SE2200, SI320, SI420, SI520, TV2000... (Other models you can see in the webshop)		

star handles

1

Part No.	699000	Ref. No.	SL1390 SL1838
description	star handle thread M5 ø 40mm L 54mm black		
For models:	2000, TV2000, TV2000R, TV3000		

bracket handles

1

Part No.	692322	Ref. No.	CO3959
description	pull handle L 132mm H 46mm mounting distance 115mm thread M6 W 30mm black		
For models:	H250, H275, H300, H330, H350, H370, HL250, HL275, HL300, HS250, HS300, V250		

hinges

door bearing

1

Part No.	701032	Ref. No.	CO5469
description	bolt L 32.4mm mounting pos. upper thread M8x1.25 ø 5/7mm with nut for door		

fittings for catering equipment

outlet taps

universal

1

Part No.	540747	Ref. No.	CO1145
description	outlet tap chrome-plated brass angled W 30mm H 40mm thread 1/2" IT		
For models:	FT88RN, FT8RN, SF9, SF99, SF99N, SF9N		

equipment feet and end caps

screw-in feet

1

Part No.	696801	Ref. No.	SL3361
description	equipment foot thread M10x1.5 thread L 15mm ø 50mm H 62mm WS 13		
For models:	IM12CN, IM12FN, IM12SN, IM18CN, IM18FN, IM18SN, IM25CN, IM-25FN, IM25SN, IM38CN, IM38FN, IM38SN, IM7SN		

1

Part No.	697387	Ref. No.	SL2674
description	equipment foot thread M5 thread L 10mm ø 35mm H 28mm Qty 1 pcs		
For models:	G220, G250, TAC, TAS, TV2000		



bolting feet



1

Part No.	698290	Ref. No.	SL0235
description	equipment foot ø 22mm H 13.5mm bore ø 5mm Qty 1 pcs		
For models:	2000, AB12AT, AB12ATQ0, AB12L, AB12LQ0, AB12R, AB12T, AB12TQ0, AB22A, AB22AE, AB22AEQ0, GR12S, TR12S, TR12SQ0, TR12TS, TR12TSQ0, TR22S, TR22TE, TR22TEQ0, TR32RS, TR32RSQ0, TR32TNQ0, TV2000R, TV2500, TV3000, TV4000		

grates

universal

with upstand



1

Part No.	970772	Ref. No.	GRP600
description	grate W 650mm D 530mm GN 2/1 H 40mm plastic-coated steel with hinge camp crossing wires 4		

baskets

fryer baskets

FIMAR




1

Part No.	970186	Ref. No.	C01127
description	fryer basket L1 245mm W1 220mm H1 95mm chrome-plated steel hinged handle		
For models:	FT8, FT88, FT88N, FT88RN, FT8N, FT8RN, SF9, SF99, SF99N, SF9N		



1

Part No.	970181	Ref. No.	C01126
description	fryer basket L1 255mm W1 135mm H1 100mm chrome-plated steel hinged handle		
For models:	FT4, FT44, FT44N, FT4N		
accessories for	970181		
	Part No.	694989	Ref. No. —
	handle L 130mm W 35mm for fryer basket plastic		

shelf rails and supports

producer-specific



1

Part No.	696388	Ref. No.	CG11
description	pair of setting bar U-shape L 550mm W 20mm H 17mm mounting pos. left/right		



1

Part No.	694507	Ref. No.	AG
description	shelf support L 38/26mm W 22mm H 24mm SS Qty 4 pcs		

shelves and shelf rails

chargrill grids



1

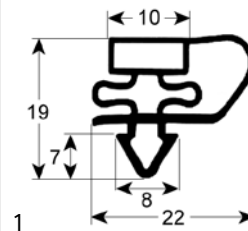
Part No.	210166	Ref. No.	C03126
description	chargrill grid L 540mm W 160mm		
For models:	B115, B50, B80		

gaskets

refrigeration gaskets

plug-in gaskets

profile 9150

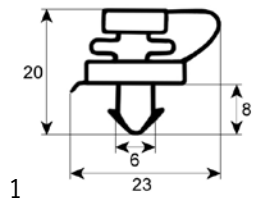


1

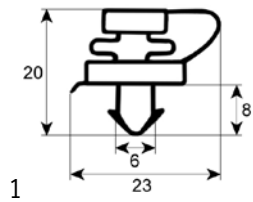
Part No.	901279	Ref. No.	CO0016
description	refrigeration gasket profile 9150 W 395mm L 490mm plug size		



profile 9157

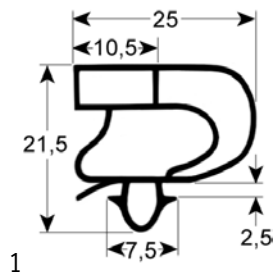


Part No.	901333	Ref. No.	C00133
description	refrigeration gasket profile 9157 W 695mm L 1477mm plug size L1 1467mm W1 685mm external size		



Part No.	901282	Ref. No.	C05466
description	refrigeration gasket profile 9157 W 750mm L 1700mm plug size		


profile 9041



Part No.	901958	Ref. No.	C05388
description	refrigeration gasket profile 9041 W 460mm L 592mm plug size		

gaskets for heated units

window seals



Part No.	693101	Ref. No.	C01262
description	window gasket L 250mm W 100mm thickness 5mm		
For models:	FGI4, FGI6, FGI9, FME4, FME44, FME6, FME66, FME9, FME99, FMEW6, FMEW66, FML4, FML44, FML6, FML66, FML9, FML99, FYE4, FYE44, FYE6, FYE66		


door seals



Part No.	900489	Ref. No.	C05176
description	door seal profile 2770/2771 H 440mm W 600mm outer plug size Qty 1		
For models:	GD5, GE5		



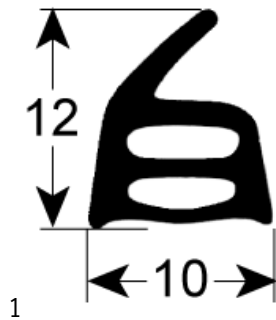
Part No.	901716	Ref. No.	C05184
description	door seal profile 2770/2771 H 610mm W 600mm outer plug size Qty 1		
For models:	GD7, GE7		



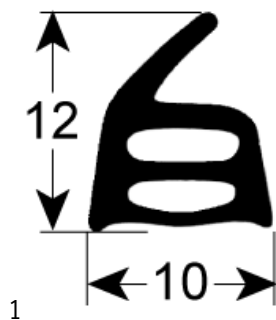
Part No.	901402	Ref. No.	C05185
description	door seal profile 2770/2771 H 820mm W 600mm outer plug size Qty 1		
For models:	GD10, GE10		



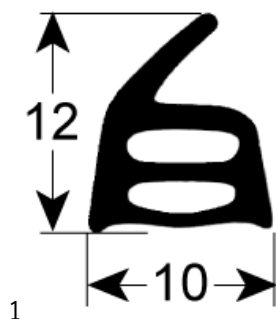
door seals with fixing hook



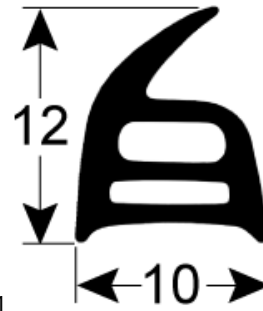
Part No.	901817	Ref. No.	C05164
description	door seal L 540mm W 400mm 4-sided with 10 mounting clips LAINOX for model REC051 and REC051M		
For models:	GN5		



Part No.	902181	Ref. No.	C05168
description	door seal L 560mm W 550mm 4-sided with 12 mounting clips		
For models:	GN7		




Part No.	902182	Ref. No.	C05169
description	door seal L 760mm W 550mm 4-sided with 14 mounting clips		
For models:	GN10		



Part No.	901434	Ref. No.	C02926
description	door seal W 600mm with 6 mounting clips H 400mm		
For models:	FP464, FP564		

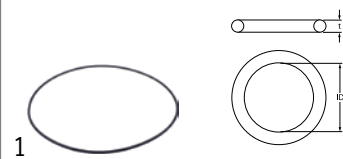
O-rings

EPDM



Part No.	505073	Ref. No.	SL0773
description	O-ring EPDM thickness 2.62mm ID \varnothing 20.63mm Qty 1 pcs		
For models:	FM3, FX40, FX42S, MX25, MX40, MX42S		

NBR



Part No.	532609	Ref. No.	3151750
description	O-ring NBR thickness 7mm ID \varnothing 387mm Qty 1 pcs		
For models:	LAV, LCF10, LCF10M, LCF18, LCF18M, LCF5, LCN10, LCN10M, LCN18, LCN18M, LCN5, PLF10, PLF18, PLF5, PLN10, PLN18, PLN5, PPF10, PPF10M, PPF18, PPF18M, PPF5, PPN10, PPN10M, PPN18, PPN18M, PPN5		

sealing washers

silicone gaskets




Part No.	651007	Ref. No.	C01402
description	gasket ED \varnothing 75mm ID \varnothing 55mm thickness 3mm Qty 1 pcs		
For models:	FRI150, FRI2150, FRI300, FRP150, FRP2150, FRP300, TFA3P		



shaft gaskets


v-rings



1


Part No.	697409	Ref. No.	SL0772
description	V-ring ID ø 7mm ED ø 12mm thickness 5mm		
For models:	FM3, FX40, FX42S, LCF10M, LCF18M, LCF5, LCN10M, LCN18M, LCN5, MX25, MX40, MX42S, PPF10M, PPF18M, PPF25, PPF5, PPN10M, PPN18M, PPN25, PPN5		

shaft gaskets




1

Part No.	697121	Ref. No.	SL0127
description	shaft seal ID ø 17mm ED ø 40mm thickness 7mm		
For models:	AB12AT, AB12ATQ0, AB12L, AB12LQ0, AB12R, AB12T, AB12TQ0, AB22AE, AB22AEQ0, CL3, CL5, CL8, IM12C, TR12C, TR12CQ0, TR12S, TR12SQ0, TR12TS, TR12TSQ0, TR22C, TR22CQ0, TR22TE, TR22TEQ0		



1

Part No.	696360	Ref. No.	SL1380
description	shaft seal ID ø 25mm ED ø 40mm thickness 5mm		
For models:	2000, TV2000, TV2000R, TV2500, TV3000		




1

Part No.	698002	Ref. No.	SL0139
description	shaft seal ID ø 25mm ED ø 40mm thickness 7mm		
For models:	AB12L, AB12LQ0, AB12R, AB12T, AB12TQ0, TR12S, TR12SQ0		




1

Part No.	698352	Ref. No.	3151300 SL3943
description	shaft seal ID ø 28mm ED ø 42mm thickness 7mm		
For models:	LAV, LCF10, LCF10M, LCF18, LCF18M, LCF5, LCN10, LCN10M, LCN18, LCN18M, LCN5, PLF10, PLF18, PLF5, PLN10, PLN18, PLN5, PPF10, PPF10M, PPF18, PPF18M, PPF5, PPN10, PPN10M, PPN18, PPN18M, PPN5		




1

Part No.	696800	Ref. No.	SL0232
description	shaft seal ID ø 30mm ED ø 52mm thickness 10mm type 22 for mincer		
For models:	AB22A, AB22AT, AB22ATQ0, TR22RG, TR22RS, TR22RSQ0, TR22RSQ1, TR22S, TR22TS, TR22TSQ0, TR22TSQ1		




1

Part No.	696799	Ref. No.	SL3006
description	shaft seal ID ø 35mm ED ø 62mm thickness 10mm for mincer for potato peeler device		
For models:	PPF25, PPN25, TR32RS, TR32RSQ0		



1

Part No.	697913	Ref. No.	SL0746
description	shaft seal ID ø 8mm ED ø 18mm thickness 5mm		
For models:	FM3, FX40, FX42S, MX25, MX40, MX42S		



1

Part No.	697407	Ref. No.	SL1454
description	shaft seal ID ø 8mm ED ø 18mm thickness 6mm		
For models:	FM3, FX40, FX42S, MX25, MX40, MX42S		

special gaskets

miscellaneous



1

Part No.	901523	Ref. No.	37Q7860
description	gasket suitable for FIMAR for potato peeler device L 204mm W 155mm external height 12mm		
For models:	LCF10, LCF10M, LCF18, LCF18M, LCF5, LCN10, LCN10M, LCN18, LCN18M, LCN5, PLF10, PLF18, PLF5, PLN10, PLN18, PLN5, PPF10, PPF10M, PPF18, PPF18M, PPF25, PPF5, PPN10, PPN10M, PPN18, PPN18M, PPN25, PPN5		




1

Part No.	901522	Ref. No.	37Q7330 SL2871
description	lid gasket suitable for FIMAR for potato peeler device L 1280mm external height 12mm external width 12mm		
For models:	LAV, LCF10, LCF10M, LCF18, LCF18M, LCF5, LCN10, LCN10M, LCN18, LCN18M, LCN5, PLF10, PLF18, PLF5, PLN10, PLN18, PLN5, PPF10, PPF10M, PPF18, PPF18M, PPF5, PPN10, PPN10M, PPN18, PPN18M, PPN5		

evaporators


for fridges

producer-specific




1

Part No.	750294	Ref. No.	C03834
description	evaporator for fridge ER400 L 1000mm W 440mm		
For models:	V300I		



1

Part No.	750295	Ref. No.	C05494
description	evaporator for fridge ER600 L 1000mm W 580mm		



1

Part No.	750322	Ref. No.	C00202
description	evaporator L 505mm W 95mm H 265mm suitable for ER400/ER400G/ER400SS		


condensors

filters



1

Part No.	694446	Ref. No.	C03800
description	air filter for condenser L 218mm W 205mm thickness 6mm		
For models:	V300I		




1

Part No.	694860	Ref. No.	RC1340
description	air filter L 218mm W 175mm thickness 4.5mm		

transmission technology and ball bearings

drive belts

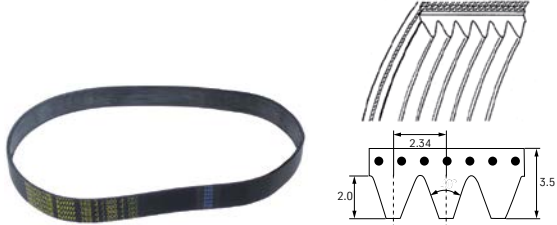
V-belts



1

Part No.	697677	Ref. No.	SL1398
description	V-belt belt width 8mm L 710mm H 5mm CODE T28 profile 8		
For models:	2000, TV2000		

poly-v belts



1

Part No.	698284	Ref. No.	SL1473
description	poly-v belt grooves 10 W 24mm L 762mm profile J		
For models:	2000, TV2000, TV2000R, TV2500, TV3000		



1

Part No.	692144	Ref. No.	36G6610
description	poly-v belt grooves 12 W 28mm L 559mm profile J		
For models:	FNT, FNT2V, FNT-MEC, LAV, LCF10, LCF10M, LCF18, LCF18M, LCF5, LCN10, LCN10M, LCN18, LCN18M, LCN5, PLF10, PLF18, PLF5, PLN10, PLN18, PLN5, PPF10, PPF10M, PPF18, PPF18M, PPF5, PPN10, PPN10M, PPN18, PPN18M, PPN5, TV4000		

1

Part No.	697620	Ref. No.	C04563
description	poly-v belt grooves 10 W 20mm L 510mm profile TB2		
For models:	K300, K330		

1

Part No.	698206	Ref. No.	C02810
description	poly-v belt grooves 12 W 28mm L 457mm profile TB2.34		
For models:	G350, G370		

round belts

1

Part No.	693701	Ref. No.	C01906
description	round belt ø 8mm L 540mm		

1

Part No.	693873	Ref. No.	C01854
description	round belt ø 8mm L 560mm		

1

Part No.	693874	Ref. No.	C01855
description	round belt ø 8mm L 600mm		
For models:	FIP30		

1

Part No.	693843	Ref. No.	C01853
description	round belt ø 8mm L 680mm		
For models:	FP30, FP40, FPP30, FPP40		


1


Part No.	694259	Ref. No.	SL2955 SL3196
description	round belt ø 8mm L 750mm mounting pos. lower		
For models:	FI32		


1

Part No.	693875	Ref. No.	C01852 C01902
description	round belt ø 8mm L 784mm		
For models:	FI40, FIP40, FP30, FPP30, FPP40		




			
1			
Part No.	693877	Ref. No.	CO1885
description	round belt ø 8mm L 920mm		
For models:	FI40, FP40, FPP40		



			
1			
Part No.	693878	Ref. No.	CO1907
description	round belt ø 8mm L 950mm		
For models:	FPP40		


			
1			
Part No.	692143	Ref. No.	SL2956 SL3193
description	round belt ø 8mm L 960mm		
For models:	FI42, FIP42		

chains


roller chains 05B-1 single

			
1			
Part No.	697259	Ref. No.	SL1118 SL3364
description	chain DIN/ISO 05 B-1 splitting 8mm links 63 internal width 3mm rollerø 5mm single		
For models:	IM7S, IM7SN		

				
1				
Part No.	697282	Ref. No.	SL2682	
description	chain DIN/ISO 05 B-1 splitting 8mm links 71 internal width 3mm rollerø 5mm single			
For models:	IM12C, IM12CN, IM12F, IM12FN, IM18C, IM18CN, IM18F, IM18FN			
accessories for	697282			
	Part No.	697264	Ref. No.	SL1545
connector single DIN/ISO 05 B-1 splitting 8mm				



			
1			
Part No.	697260	Ref. No.	SL0058
description	chain DIN/ISO 05 B-1 splitting 8mm links 72 internal width 3mm rollerø 5mm single		
For models:	IM12E, IM12S, IM12SN, IM18E, IM18S, IM18SN		

roller chains 06B-1 single

			
1			
Part No.	697200	Ref. No.	SL1111
description	roller chain DIN/ISO 06 B-1 splitting 3/8" / 9.525mm links 35 internal width 5.72mm rollerø 6.35mm single		
For models:	IM7S, IM7SN		

			
1			
Part No.	697204	Ref. No.	SL2681
description	roller chain DIN/ISO 06 B-1 splitting 3/8" / 9.525mm links 36 internal width 5.72mm rollerø 6.35mm single		
For models:	IM12CN, IM12FN, IM18C, IM18CN, IM18F, IM18FN		

			
1			
Part No.	697202	Ref. No.	SL0026
description	roller chain DIN/ISO 06 B-1 splitting 3/8" / 9.525mm links 37 internal width 5.72mm rollerø 6.35mm single		
For models:	IM18E, IM18S, IM18SN		

				
1				
Part No.	697203	Ref. No.	SL2680	
description	roller chain DIN/ISO 06 B-1 splitting 3/8" / 9.525mm links 38 internal width 5.72mm rollerø 6.35mm single			
For models:	IM12C, IM12CN, IM12F, IM12FN, IM18CN, IM18FN			
accessories for	697203			
	Part No.	697069	Ref. No.	SL1629
connector single DIN/ISO 06 B-1 splitting 3/8" links 1 L 17.8mm internal width 8.8mm rollerø 3mm metal				


			
1			
Part No.	697201	Ref. No.	SL0025
description	roller chain DIN/ISO 06 B-1 splitting 3/8" / 9.525mm links 40 internal width 5.72mm rollerø 6.35mm single		
For models:	IM12E, IM12S, IM12SN		


			
1			
Part No.	697261	Ref. No.	SL0101
description	roller chain DIN/ISO 06 B-1 splitting 3/8" / 9.525mm links 67 internal width 5.72mm rollerø 6.35mm single		
For models:	IM25C, IM25E, IM25F, IM25S		

			
1			
Part No.	697283	Ref. No.	SL2686
description	roller chain DIN/ISO 06 B-1 splitting 3/8" / 9.525mm links 69 internal width 5.72mm rollerø 6.35mm single		
For models:	IM38C, IM38CN, IM38F, IM38FN		

			
1			
Part No.	697262	Ref. No.	SL0102
description	roller chain DIN/ISO 06 B-1 splitting 3/8" / 9.525mm links 71 internal width 5.72mm rollerø 6.35mm single		
For models:	IM25SN, IM38E, IM38S, IM38SN		




1 

Part No.	697263	Ref. No.	SL2741
description	roller chain DIN/ISO 06 B-1 splitting 3/8" / 9.525mm links 87 internal width 5.72mm rollerø 6.35mm single		
For models:	IM50C, IM50CN, IM50F, IM50FN, IM50S, IM50SN		
accessories for	697263		
	Part No.	697069	Ref. No. SL1629
	connector single DIN/ISO 06 B-1 splitting 3/8" links 1 L 17.8mm internal width 8.8mm rollerø 3mm metal		

roller chains 08B-1 single

1 

Part No.	697219	Ref. No.	SL0078 SL0079
description	roller chain DIN/ISO 08 B-1 splitting 1/2" / 12.7mm links 33 internal width 7.75mm rollerø 8.51mm single		
For models:	IM25C, IM25E, IM25F, IM25S, IM38E, IM38S, IM38SN		

1 


Part No.	697220	Ref. No.	SL3438
description	roller chain DIN/ISO 08 B-1 splitting 1/2" / 12.7mm links 34 internal width 7.75mm rollerø 8.51mm single		
For models:	IM38CN, IM38FN		

roller chains 10B-1 single


1 

Part No.	697221	Ref. No.	SL2740
description	chain DIN/ISO 10 B-1 splitting 5/8" / 15.875mm links 33 internal width 9.65mm rollerø 10.16mm single		
For models:	IM50C, IM50CN, IM50F, IM50FN, IM50S, IM50SN		

connectors

1 


Part No.	697264	Ref. No.	SL1545
description	connector single DIN/ISO 05 B-1 splitting 8mm		
For models:	IM12C, IM12CN, IM12E, IM12F, IM12FN, IM12S, IM12SN, IM18C, IM18CN, IM18E, IM18F, IM18FN, IM18S, IM18SN, IM20L, IM7S, IM7SN		

1 

Part No.	697069	Ref. No.	SL1629
description	connector single DIN/ISO 06 B-1 splitting 3/8" links 1 L 17.8mm internal width 8.8mm rollerø 3mm metal		
For models:	IM12C, IM12CN, IM12E, IM12F, IM12FN, IM12S, IM12SN, IM18C, IM18CN, IM18E, IM18F, IM18FN, IM18S, IM18SN, IM20L, IM25C, IM25CN, IM25E, IM25F, IM25FN, IM25S, IM25SN, IM30L, IM38C, IM38CN, IM38E, IM38F, IM38FN, IM38S, IM38SN, IM50C, IM50CN, IM50F, IM50FN, IM50S, IM50SN, IM7S, IM7SN, IP10, SI320, SI420, SI520		

1 

Part No.	693276	Ref. No.	SL1632
description	connector single DIN/ISO 08 B-1 splitting 1/2" links 1 L 23mm internal width 11.8mm rollerø 4.3mm metal		
For models:	IM25C, IM25CN, IM25E, IM25F, IM25FN, IM25S, IM25SN, IM30L, IM38C, IM38CN, IM38E, IM38F, IM38FN, IM38S, IM38SN, IP20		

1 

Part No.	697222	Ref. No.	SL2776
description	connector single DIN/ISO 10 B-1 splitting 5/8" links 1 L 29.5mm internal width 13.5mm rollerø 5mm metal		
For models:	IM50C, IM50CN, IM50F, IM50FN, IM50S, IM50SN		

half links

1 

Part No.	696632	Ref. No.	SL1546
description	half link single DIN/ISO 05 B-1 splitting 8		

1 

Part No.	696633	Ref. No.	SL1547
description	half link single DIN/ISO 06 B-1 splitting 3/8"		

1 


Part No.	697841	Ref. No.	SL1548
description	half link single DIN/ISO 08 B-1 splitting 1/2"		





			
1			
Part No.	696634	Ref. No.	SL2777
description	half link single DIN/ISO 10 B-1 splitting 5/8"		

springs

torsion springs

			
1			
Part No.	694238	Ref. No.	SL2384
description	spring ømm L2 80mm mounting pos. front wire gauge ø 2mm FI32-FI42-FIP42 L1mm Qty 1 pcs		
For models:	FI32, FI42, FIP42, SI320, SI420, SI520		


			
1			
Part No.	694239	Ref. No.	SL2385
description	spring ømm L2 80mm mounting pos. rear wire gauge ø 2mm FI32-FI42-FIP42 L1mm Qty 1 pcs		
For models:	FI32, FI42, FIP42, SI320, SI420, SI520		


			
1			
Part No.	696387	Ref. No.	CO1840
description	torsion spring ø 17mm L2 78mm wire gauge ø 1.4mm L1 3mm Qty 1 pcs dough roller		
For models:	FI30, FI40, FIP30, FIP40, FP30, FP40, FPP30, FPP40		

gas tension springs

gas tension springs

			
1			
Part No.	697273	Ref. No.	SL2843
description	gas tension spring for dough mixer 1300N hub 145mm D1 ø 22mm D2 ø 10mm hole distance 385mm hole ø 8.5mm 50 C-F		
For models:	IM50C, IM50CN, IM50F, IM50FN		

			
1			
Part No.	697271	Ref. No.	SL2667
description	gas tension spring for dough mixer 350N hub 85mm D1 ø 15mm D2 ø 6mm hole distance 228mm hole ø 6.2mm 12-18 C-F		
For models:	IM12C, IM12CN, IM12F, IM12FN, IM18C, IM18CN, IM18F, IM18FN		

			
1			
Part No.	697272	Ref. No.	SL2668
description	gas tension spring for dough mixer 700N hub 90mm D1 ø 19mm D2 ø 8mm hole distance 255mm hole ø 8.2mm 25-38 C-F		
For models:	IM25C, IM25CN, IM25F, IM25FN, IM38C, IM38CN, IM38F, IM38FN		

measuring equipment

thermometers

built-in thermometers

ø60mm


			
1			
Part No.	541054	Ref. No.	CO1270
description	thermometer mounting ø 60mm t.max. 500°C 0 up to +500°C probe ø 10mm probe L 80mm capillary pipe 700mm		
For models:	FME4, FME44, FME6, FME66, FME9, FME99, FMEW6, FMEW66, FML4, FML44, FML6, FML66, FML9, FML99, FMLW6, FMLW66		


fastening material

screws

grub screws

DIN 914/ISO 4027

			
1			
Part No.	697417	Ref. No.	SL0129
description	grub screw thread M5 L 10mm stainless steel DIN 914/ISO 4027 WS 2.5 with spike Qty 1 pcs		
For models:	FM3		

			
1			
Part No.	697410	Ref. No.	SL0769
description	grub screw thread M5 L 6mm stainless steel DIN 914/ISO 4027 WS 2.5 with spike Qty 1 pcs		
For models:	FM3		



nuts

hexagonal nuts

DIN 934 / ISO 4032/8673



1			
Part No.	511212	Ref. No.	SL0218
description	hexagonal nut thread M6 H 5mm WS 10 SS DIN/ISO DIN 934 / ISO 4032/8673 Qty 1 pcs		
For models:	2000		

fasteners

slot nuts



1			
Part No.	692006	Ref. No.	SL0010
description	slot nut W 5mm H 5mm L 20mm		
For models:	2000, AB22AT, AB22ATQ0, CL3, CL5, CL8, FNT, FNT2V, FNT-MEC, IM12C, IM12CN, IM12E, IM12F, IM12FN, IM12S, IM12SN, IM18C, IM18CN, IM18E, IM18F, IM18FN, IM18S, IM18SN, IM20L, IM30L, IM7S, IM7SN, IP10, IP20, IP30F, IP40F, IP60F, IP80F, LAV, LCF10, LCF10M, LCF18, LCF18M, LCF5, LCN10, LCN10M, LCN18, LCN18M, LCN5, PL16, PL8, PLF10, PLF18, PLF5, PLN10...(Other models you can see in the webshop)		



1			
Part No.	560286	Ref. No.	SL1056
description	slot nut W 6mm H 6mm L 25mm		
For models:	IM25C, IM25CN, IM25F, IM25FN, IM25SE, IM25SM, IM25SN, IM35SE, IM35SM, IM38C, IM38CN, IM38F, IM38FN, IM38SN, IM50SE		



1			
Part No.	560181	Ref. No.	SL3899
description	slot nut W 6mm H 6mm L 40mm		
For models:	IP30F, IP40F		



1			
Part No.	697784	Ref. No.	SL2057
description	slot nut W 8mm H 7mm L 20mm		
For models:	IM25CN, IM25FN, IM25SN, IM38CN, IM38FN, IM38SN, IP10, IP20		



1			
Part No.	560288	Ref. No.	SL2780
description	slot nut W 8mm H 7mm L 25mm		
For models:	IM50C, IM50CN, IM50F, IM50FN, IM50S, IM50SN		



1			
Part No.	560651	Ref. No.	SL3410
description	slot nut W 8mm H 7mm L 40mm		
For models:	IM12CN, IM12FN, IM12SN, IM18CN, IM18FN, IM18SN, IM25CN, IM-25FN, IM25SN, IM38CN, IM38FN, IM38SN, IM50CN, IM50FN, IM50SN		



1			
Part No.	697243	Ref. No.	SL2671
description	slot nut W 10mm H 16mm L 42mm half-round		
For models:	IM50C, IM50F, IM50S		



1			
Part No.	697225	Ref. No.	SL0819
description	slot nut W 5mm H 6mm L 15mm half-round		
For models:	IM12C, IM12E, IM12F, IM12S, IM18C, IM18E, IM18F, IM18S, IM20L, IM7S		



1			
Part No.	697226	Ref. No.	SL0043
description	slot nut W 6mm H 8mm L 21mm half-round		
For models:	IM20L, IM25C, IM25E, IM25F, IM25S, IM30L, IM38C, IM38E, IM38F, IM38S, IM7S		



1			
Part No.	697227	Ref. No.	SL0047
description	slot nut W 8mm H 11mm L 27mm half-round		
For models:	IM12C, IM12E, IM12F, IM12S, IM18C, IM18E, IM18F, IM18S, IM25C, IM25E, IM25F, IM25S, IM30L, IM38C, IM38E, IM38F, IM38S, IM50C, IM50F, IM50S		


retaining rings


DIN 471





1			
Part No.	528689	Ref. No.	SL2471
description	retaining ring shaft ø 15mm thickness 1mm steel DIN 471		
For models:	BC3N, FI30, FI32, FI40, FI42, FIP30, FIP40, FIP42, FP30, FP40, FPP30, FPP40, H220, H250, H275, HL250, HL275, HS250, TAC, TAS, V250		





			
1			
Part No.	504519	Ref. No.	SL0017
description	retaining ring shaft \varnothing 17mm thickness 1mm SS DIN 471		
For models:	AB22A, FI32, FI42, FIP42, IM12C, IM12CN, IM12E, IM12F, IM12FN, IM12S, IM12SN, IM18C, IM18CN, IM18E, IM18F, IM18FN, IM18S, IM18SN, IM20L, IM7S, IM7SN, RI250, RI320, RI400, RI500, RL250, RL320, RL400, RL500, TR22S		


			
1			
Part No.	523105	Ref. No.	SL3896
description	retaining ring shaft \varnothing 18mm thickness 1.2mm steel DIN 471		
For models:	IP10F, IP20F, IP30F, IP40F, IP60F, IP80F		


			
1			
Part No.	514030	Ref. No.	SL0075
description	retaining ring shaft \varnothing 20mm thickness 1.3mm steel DIN 471		
For models:	H300, H330, H350, H370, HL300, HS300, IM12C, IM12F, IM18C, IM18F, IM25C, IM25CN, IM25E, IM25F, IM25FN, IM25S, IM25SN, IM30L, IM38C, IM38CN, IM38E, IM38F, IM38FN, IM38S, IM38SN, IP30F, IP40F, IP60F, IP80F, K300, K330, K350, K370, SI320, SI420, SI520		


			
1			
Part No.	693061	Ref. No.	SL1616
description	retaining ring shaft \varnothing 25mm thickness 1.2mm steel DIN 471		
For models:	FF30, IM12CN, IM12FN, IM12SN, IM18CN, IM18FN, IM18SN, IM25C, IM25CN, IM25F, IM25FN, IM25SN, IM38C, IM38CN, IM38F, IM38FN, IM38SN, IM50C, IM50CN, IM50F, IM50FN, IM50SN, IP10, IP20		


			
1			
Part No.	697244	Ref. No.	SL2672 SL3720
description	retaining ring shaft \varnothing 30mm steel DIN 471		
For models:	IM50C, IM50CN, IM50F, IM50FN, IM50SN, IP60F, IP80F		


			
1			
Part No.	560302	Ref. No.	SL0898
description	retaining ring shaft \varnothing 8mm thickness 0.8mm SS DIN 471		
For models:	FM3, SI320, SI420, SI520		

DIN 472			
			
1			
Part No.	528518	Ref. No.	SL0749
description	retaining ring bore \varnothing 22mm thickness 1.2mm steel DIN 472		
For models:	FM3, SI320, SI420, SI520		

			
1			
Part No.	698004	Ref. No.	SL0132 SL1383
description	retaining ring bore \varnothing 40mm thickness 1.9mm steel DIN 472		
For models:	2000, AB12L, AB12LQ0, AB12R, AB12T, AB12TQ0, RI250, RI320, RI400, RI500, RL250, RL320, RL400, RL500, SE1550, SE1550Q0, SE1830, SE1830Q0, TR12S, TR12SQ0, TV2000		

			
1			
Part No.	523100	Ref. No.	SL2056
description	retaining ring bore \varnothing 42mm thickness 1.75mm steel DIN 472		
For models:	H300, H330, H350, H370, HL300, HS300, IP10, IP20, K300, K330, K350, K370, LAV, LCF10M, LCF18M, LCF5, LCN10M, LCN18M, LCN5, PPF10M, PPF18M, PPF5, PPN10M, PPN18M, PPN5		

			
1			
Part No.	523102	Ref. No.	SL0082
description	retaining ring bore \varnothing 47mm thickness 1.8mm steel DIN 472		
For models:	AB12AT, AB12ATQ0, AB22AE, AB22AEQ0, IM12C, IM25C, IM25E, IM25F, IM25S, IM38C, IM38E, IM38F, IM38S, TR12C, TR12CQ0, TR12TS, TR12TSQ0, TR22C, TR22CQ0, TR22TE, TR22TEQ0, V300, V330, V350, V370		

			
1			
Part No.	523103	Ref. No.	SL0119
description	retaining ring bore \varnothing 52mm thickness 2mm steel DIN 472		
For models:	AB12AT, AB12ATQ0, AB12L, AB12LQ0, AB12R, AB12T, AB12TQ0, AB22AE, AB22AEQ0, ABGC, ABGCP, FF30, GR12S		




roll pins

1 

Part No.	692533	Ref. No.	SL0753
description	roll pin ø 3mm L 20mm SS 1475		
For models:	FX40, MX25, MX40		
accessories for	692533		
	Part No.	697401	Ref. No. SL0739
	drive shaft D1 ø 8mm L 63mm FM3		

lava rocks / ceramic briquetts

1 


Part No.	211008	Ref. No.	LAVAB50
description	lava rocks size ca.20-70mm Qty 5kg		
For models:	B115, B50, B80		

consumables

lubricants

oils

gear oils

1 

Part No.	890285	Ref. No.	SL0210
description	gear oil 680 EP for mincer Qty 1l		

GASTROPARTS.COM

