



**GASTROPARTS**

# CoffeeQueen

- [EN]** Equipment
- [DE]** Geräte
- [ES]** Aparatos
- [FR]** Équipement
- [IT]** Attrezzature
- [PL]** Urządzenia
- [RU]** Оборудование

✉ [gastroparts@gastroparts.com](mailto:gastroparts@gastroparts.com)

☎ tel. +48 56 657 00 66

📘 [fb.com/gastroparts.global](https://fb.com/gastroparts.global)


**GASTROPARTS.COM**






heating elements

heating elements for coffee machine




1

<b>Part No.</b>	417491	<b>Ref. No.</b>	160102
<b>description</b>	heating element 180W 230V heating circuits 2 ED ø 100mm connection plug-in connection tube ø 6.5mm cable length 150mm		




1

<b>Part No.</b>	417493	<b>Ref. No.</b>	160104
<b>description</b>	heating element 2000W 230V heating circuits 1 L 215mm W 50mm H 30mm mounting distance 50mm tube ø 8.5mm thread M14x1.5 windings 3 stainless steel connection M4 2 hole fixing immersion heater		




1

<b>Part No.</b>	417492	<b>Ref. No.</b>	160106
<b>description</b>	heating element 2000W 230V L 160mm W 120mm L1 40mm L2 120mm W1 50mm W2 34mm thread M10x1 mounting distance 24mm tube ø 6.5mm connection male faston 6.3mm heating circuits 1 immersion heater 2 hole fixing		






1

<b>Part No.</b>	417503	<b>Ref. No.</b>	1601311
<b>description</b>	heating element 2200W 230V heating circuits 1 ø 56mm H 240mm W1 34mm H1 175mm H2 65mm mounting distance 28mm thread M10x1.5 windings 7 tube ø 6.5mm connection male faston 6.3mm suitable for COFFEE QUEEN		









1

<b>Part No.</b>	417514	<b>Ref. No.</b>	160092 160092-01
<b>description</b>	heating element 2500W 230V ø 160mm L 170mm L1 10mm H 20mm thread M10x1 mounting distance 30mm		
<b>spare parts for</b>	417514		
	<b>Part No.</b>	519125	<b>Ref. No.</b> —
	flat gasket FIBER ED ø 18mm ID ø 10mm thickness 1.5mm Qty 1 pcs equiv. no. 903400		
	<b>Part No.</b>	520231	<b>Ref. No.</b> —
	nut thread M10x1 H 6mm WS 14 zinc-coated steel Qty 1 pcs		




1

<b>Part No.</b>	417443	<b>Ref. No.</b>	160110
<b>description</b>	heating element 3000W 230V heating circuits 1 L 280mm W 50mm H 30mm mounting distance 50mm tube ø 8.5mm thread M14x1.5 windings 3 stainless steel connection M4 2 hole fixing immersion heater		
<b>accessories for</b>	417443		
	<b>Part No.</b>	510417	<b>Ref. No.</b> —
	flat gasket fibre ED ø 20mm ID ø 14mm thickness 2mm Qty 1 pcs		
	<b>Part No.</b>	520228	<b>Ref. No.</b> —
	tooth lock washer ID ø 15.3mm ED ø 24mm steel Qty 1 pcs for thread M14		
	<b>Part No.</b>	520230	<b>Ref. No.</b> —
	nut thread M14x1.5 H 5mm WS 19 zinc-coated steel Qty 1 pcs		
	<b>Part No.</b>	521101	<b>Ref. No.</b> —
	nut thread M14x1.5 H 5mm WS 19 SS Qty 1 pcs		
	<b>Part No.</b>	550262	<b>Ref. No.</b> —
	flat gasket copper ED ø 20mm ID ø 14mm thickness 2mm		



1


<b>Part No.</b>	417502	<b>Ref. No.</b>	1601312
<b>description</b>	heating element 3000W 230V heating circuits 1 L 600mm W 50mm H 35mm mounting distance 50mm tube ø 8mm thread M14x1.5 windings 3 connection M4 2 hole fixing suitable for COFFEE QUEEN		



1


<b>Part No.</b>	417444	<b>Ref. No.</b>	160101
<b>description</b>	heating element 95W 230V heating circuits 1 ED ø 100mm connection plug-in connection tube ø 6.4mm cable length 200mm dry heating element		



			
1			
<b>Part No.</b>	417483	<b>Ref. No.</b>	120811
<b>description</b>	hot plate 95W 230V heating circuits 1 L 160mm W 150mm H 15mm connection plug connection cable length 200mm suitable for COFFEE QUEEN		

			
1			
<b>Part No.</b>	525458	<b>Ref. No.</b>	130300 130300-02
<b>description</b>	hot plate ø 168mm H 13mm black metal		


## flow heaters

			
1			
<b>Part No.</b>	417480	<b>Ref. No.</b>	120501 120501-02 1205101
<b>description</b>	flow heater 2200W 230V ø 68mm L 104mm Wmm connection male faston 6.3mm suitable for COFFEE QUEEN		

## thermostats

### bi-metal thermostats

#### sets




			
1			
<b>Part No.</b>	390725	<b>Ref. No.</b>	160212-03
<b>description</b>	bi-metal safety thermostat NC 1+1-pole connection male faston 6.3mm vertical mounting ø 16mm set		

## control and safety thermostats

### EGO

#### control thermostats


#### 55.13\_ series



			
1			
<b>Part No.</b>	375007	<b>Ref. No.</b>	160214
<b>description</b>	thermostat t.max. 110°C temperature range 30-110°C 1-pole 1NO 16A probe ø 6mm probe L 113mm capillary pipe 870mm capillary pipe isolatedmm gland nut M9x1 shaft L 25mm shaft position upper rotation 270°		
<b>accessories for</b>	375007		
	<b>Part No.</b>	110119	<b>Ref. No.</b> —
	knob thermostat t.max. 110°C ø 50mm shaft ø 6x4.6mm shaft flat upper black temperature range 30-110°C rotation 270°		
	<b>Part No.</b>	110241	<b>Ref. No.</b> —
	knob thermostat t.max. 110°C ø 50mm shaft ø 6x4.6mm shaft flat upper black temperature range 30-110°C		

#### 55.34\_ series

			
1			
<b>Part No.</b>	375143	<b>Ref. No.</b>	160215
<b>description</b>	thermostat t.max. 110°C temperature range 32-110°C 3-pole 3NO 16A probe ø 6mm probe L 138mm capillary pipe 1480mm capillary pipe isolated 1100mm gland nut M9x1 shaft ø 6x4.6mm shaft L 23mm shaft position upper rotation 270°		




safety thermostats			
55.13_series			
			
<b>Part No.</b>	375910	<b>Ref. No.</b>	220220
<b>description</b>	safety thermostat switch-off temp. 115°C 1-pole 1NC 16A probe ø 6mm probe L 78mm capillary pipe 350mm capillary pipe isolated gland nut M9x1 probe probe material SS		


			
<b>Part No.</b>	347412	<b>Ref. No.</b>	160802-04
<b>description</b>	rocker switch mounting measurements 30x22mm orange/orange 1NO/NO 250V 16A illuminated 0-I/0-II connection male faston 6.3mm ambient temperature max. 125/55°C protection IP40		
<b>accessories for</b>	347412		
			
<b>Part No.</b>	301036	<b>Ref. No.</b>	—
<b>description</b>	protective cover internal size 30x22mm for rocker switch mounting measurementsmm		


## switches and momentary switches


### rocker/momentary rocker switches


30x11mm			
			
<b>Part No.</b>	301014	<b>Ref. No.</b>	160819-02 160819-03
<b>description</b>	momentary rocker switch mounting measurements 30x11mm black 1NO 250V 16A connection male faston 6.3mm ambient temperature max. 85/125°C protection IP40 mounting ømm male faston 6.3mm		


### microswitches

lever actuated			
			
<b>Part No.</b>	347456	<b>Ref. No.</b>	160823
<b>description</b>	microswitch with lever 250V 16A 1CO connection male faston 6.3mm ambient temperature max. 85°C lever length 58mm		

30x22mm			
			
<b>Part No.</b>	345512	<b>Ref. No.</b>	160801-03 160801-04
<b>description</b>	rocker switch mounting measurements 30x22mm orange 2NO 400V 16A illuminated 0-I connection male faston 6.3mm ambient temperature max. 85/125°C protection IP40		

pin-plunger actuated			
			
<b>Part No.</b>	347411	<b>Ref. No.</b>	160821
<b>description</b>	microswitch with plunger 250V 16A 1CO connection male faston 6.3mm L1 29.6mm ambient temperature max. 125°C mounting distance 22mm type V15T16-CZ100 actuating force: 46g grey		

			
<b>Part No.</b>	346840	<b>Ref. No.</b>	160809-03
<b>description</b>	rocker switch mounting measurements 30x22mm red/black 2NO 230V 16A connection male faston 6.3mm ambient temperature max. 85°C protection IP40		

miscellaneous			
			
<b>Part No.</b>	347432	<b>Ref. No.</b>	160817
<b>description</b>	microswitch front fixing 250V 16A 1CO connection male faston 6.3mm ambient temperature max. 85°C thread M12x0.8		



## float switches



1

<b>Part No.</b>	347415	<b>Ref. No.</b>	120613
<b>description</b>	float switch thread 1/8" 1NC ø 28mm L 43mm mounting ø 1/8"mm 100V 0.5A cable cable length 350mm		

## magnetic switches

## miscellaneous



1

<b>Part No.</b>	347419	<b>Ref. No.</b>	160217
<b>description</b>	magnetic switch 100V 0.1A NO connection screw 10W mounting measurements 12x48mm mounting distance 40mm set voltage DC nominal 0.1A		

## lamps

## indicator lights

## indicator lights (complete)

## 30x22mm



1

<b>Part No.</b>	359157	<b>Ref. No.</b>	160818-02
<b>description</b>	indicator light mounting measurements 30x22mm 230V green connection male faston 6.3mm temp.-resist. 125/55°C type RL2		
<b>accessories for</b>	359157		



<b>Part No.</b>	301036	<b>Ref. No.</b>	—
<b>description</b>	protective cover internal size 30x22mm for rocker switch mounting measurementsmm		



1

<b>Part No.</b>	357022	<b>Ref. No.</b>	160804-03 160804-04
<b>description</b>	indicator light mounting measurements 30x22mm 250V yellow connection male faston 6.3mm coffee		



1

<b>Part No.</b>	301138	<b>Ref. No.</b>	160839
<b>description</b>	indicator light mounting measurements 30x22mm 230V red/green connection male faston 6.3mm temp.-resist. 125/55°C type RL2		

## contactors

## ALLEN BRADLEY

## power contactors



1

<b>Part No.</b>	380930	<b>Ref. No.</b>	160225
<b>description</b>	power contactor resistive load 20A 230VAC (AC3/400V) 5.3A/2.2kW main contacts 3NO auxiliary contacts 1NO connection screw connection type 100-K05*10		



1

<b>Part No.</b>	380931	<b>Ref. No.</b>	160222-01 1602221
<b>description</b>	power contactor resistive load 32A 230VAC (AC3/400V) 23A/11kW main contacts 3NO auxiliary contacts 1NO connection screw connection type 100-C23KF10		



1

<b>Part No.</b>	380523	<b>Ref. No.</b>	160223-02 1602231
<b>description</b>	power contactor resistive load 32A 230VAC (AC3/400V) 9A/4kW main contacts 3NO auxiliary contacts 1NO connection screw connection type 100-C09KF10		



relays


power relays

with male contacts

bullet connectors, 11 contacts




1

<b>Part No.</b>	380132	<b>Ref. No.</b>	160207
<b>description</b>	power relays Italiana Relè 230VAC 10A 3CO connection plug-in connection round 11-pole manuf. no. C43-230AC ZVE11 250V 11-pole		
<b>accessories for</b>	380132		
	<b>Part No.</b>	380136	<b>Ref. No.</b> —
	relay socket 11-pole connection plug-in connection round 11-pole dimensions 65x28x40mm 250V voltage AC 10A Italiana Relè manuf. no. ZVE11		

female contact 4.8mm




1

<b>Part No.</b>	380475	<b>Ref. No.</b>	160245 160245-01
<b>description</b>	power relays FINDER 220-240VAC 12A 2CO connection F4.8 raster size 10mm plug-in connection manuf. no. 56.32.8.230.0040 250V 2-pole connection 4.8mm		
<b>accessories for</b>	380475		
	<b>Part No.</b>	380476	<b>Ref. No.</b> 160246 160246-01
	relay socket dimensions 78x27x33.5mm 250V voltage AC 10A FINDER manuf. no. 96.72		

relay sockets



1

<b>Part No.</b>	380476	<b>Ref. No.</b>	160246 160246-01
<b>description</b>	relay socket dimensions 78x27x33.5mm 250V voltage AC 10A FINDER manuf. no. 96.72		
<b>accessories for</b>	380476		
	<b>Part No.</b>	380804	<b>Ref. No.</b> —
	support bracket		

accessories



1

<b>Part No.</b>	358833	<b>Ref. No.</b>	160434-01
<b>description</b>	end plate		

time relays

time relays



1

<b>Part No.</b>	381163	<b>Ref. No.</b>	1602491
<b>description</b>	time relay CROUZET EMER8-88829198 time range 0.1s-20h 12-240V AC/DC 5A mounting measurements DIN railmm 1CO		



1

<b>Part No.</b>	380692	<b>Ref. No.</b>	1602491
<b>description</b>	time relay CROUZET MER1-88826195 time range 0.1s-10h 24-240VAC/24VDC 5A		




1

<b>Part No.</b>	380928	<b>Ref. No.</b>	160205
<b>description</b>	time relay Y047-2-230-150S 5A 2CO connection plug-in connection 230V 11-pole voltage AC 70/150s		







				
1	<b>Part No.</b>	380934	<b>Ref. No.</b>	160233-02
<b>description</b>		time relay Y047B-2-230 5A 2CO connection plug-in connection 230V 11-pole voltage AC 400-580s		

## probes


### producer-specific probes

#### probes

				
1	<b>Part No.</b>	379519	<b>Ref. No.</b>	1604133 711000
<b>description</b>		temperature probe NTC cable silicone probe -40 up to +110°C cable -50 up to +180°C connection male faston thread probe ø10x30mm cable length 0.05m		
<b>accessories for</b>		379519		
	<b>Part No.</b>	531063	<b>Ref. No.</b>	1605361
<b>description</b>		gasket ø 24mm ID ø 9mm H 19mm mounting ø 20mm silicone		

### accessories


#### miscellaneous


				
1	<b>Part No.</b>	531063	<b>Ref. No.</b>	1605361
<b>description</b>		gasket ø 24mm ID ø 9mm H 19mm mounting ø 20mm silicone		


## electronics

### PCBs

				
1	<b>Part No.</b>	402771	<b>Ref. No.</b>	1031640
<b>description</b>		PCB coffee machine COFFEE QUEEN L 134mm W 48mm 230V with display		


				
1	<b>Part No.</b>	402834	<b>Ref. No.</b>	1031641
<b>description</b>		PCB coffee machine COFFEE QUEEN L 135mm W 48mm 230V with display		

				
1	<b>Part No.</b>	402831	<b>Ref. No.</b>	1031646
<b>description</b>		PCB L 135mm W 48mm 230V with display for COFFEE QUEEN		

				
1	<b>Part No.</b>	402835	<b>Ref. No.</b>	1031642
<b>description</b>		PCB L 135mm W 48mm 230V with display for COFFEE QUEEN		


## keypads

### front foils

				
1	<b>Part No.</b>	402774	<b>Ref. No.</b>	160402
<b>description</b>		keypad foil suitable for COFFEE QUEEN L 160mm W 95mm buttons 5		




membrane keypads




1

<b>Part No.</b>	402839	<b>Ref. No.</b>	1603853
<b>description</b>	membrane keypad buttons 2 suitable for COFFEE QUEEN L 67mm W 40mm		




1

<b>Part No.</b>	402838	<b>Ref. No.</b>	1603856
<b>description</b>	membrane keypad buttons 6 suitable for COFFEE QUEEN L 330mm W 50mm		



1

<b>Part No.</b>	402773	<b>Ref. No.</b>	1603854
<b>description</b>	membrane keypad buttons 3 suitable for COFFEE QUEEN L 125mm W 41mm		



1

<b>Part No.</b>	402862	<b>Ref. No.</b>	1603859
<b>description</b>	membrane keypad buttons 3 suitable for COFFEE QUEEN L 333mm W 52mm		

solenoid valves


solenoid valves (water)

ROBERTSHAW/INVENSYS

medium temperature: 90°C 90°C 60°C  
 ambient temperature: 60°C 25°C 60°C  
 duty cycle: 40% 100% 100%


solenoid valves with reducers

single




1

<b>Part No.</b>	370613	<b>Ref. No.</b>	120624-01
<b>description</b>	solenoid valve single straight 230VAC inlet 3/4" outlet 11.5mm input 10l/min output 2.5l/min EATON (INVENSYS) plastic flow regulating valve outlet brown flow regulating valve inlet white		



1

<b>Part No.</b>	370608	<b>Ref. No.</b>	120620-01
<b>description</b>	solenoid valve single straight 230VAC inlet 3/4" outlet 11.5mm input 9l/min output 0.95l/min EATON (INVENSYS) flow regulating valve outlet stainless steel flow regulating valve inlet blue		



1

<b>Part No.</b>	370624	<b>Ref. No.</b>	120634
<b>description</b>	solenoid valve single straight 230VAC inlet 3/4" outlet 11.5mm input 9l/min output 5l/min EATON (INVENSYS) plastic flow regulating valve outlet black flow regulating valve inlet blue 6VA		





## 2-fold



1

<b>Part No.</b>	370614	<b>Ref. No.</b>	120625 120625-01
<b>description</b>	solenoid valve double straight 230VAC inlet 3/4" outlet 11.5mm input 9l/min EATON (INVENSYS) plastic flow regulating valve inlet blue output A 0.95l/min output B 2.5l/min flow regulating valve outlet A stainless steel flow regulating valve outlet B brown		



1

<b>Part No.</b>	370609	<b>Ref. No.</b>	120621-01
<b>description</b>	solenoid valve double straight 230VAC inlet 3/4" outlet 11.5mm input 9l/min flow regulating valve inlet blue output A 0.95l/min output B 0.95l/min flow regulating valve outlet A stainless steel flow regulating valve outlet B stainless steel		



1

<b>Part No.</b>	372214	<b>Ref. No.</b>	120629-01 1206291
<b>description</b>	solenoid valve double straight 230VAC inlet 3/4" outlet 14mm input 9l/min t.max. 90°C EATON (INVENSYS) plastic flow regulating valve inlet light blue output B 2.5l/min flow regulating valve outlet B brown output A with adapter		

## 3-fold



1

<b>Part No.</b>	370612	<b>Ref. No.</b>	120622-01
<b>description</b>	solenoid valve triple straight 230VAC inlet 3/4" outlet 11.5mm input 9l/min EATON (INVENSYS) plastic flow regulating valve inlet blue output A 0.95l/min output B 2.5l/min output C 0.95l/min flow regulating valve outlet A stainless steel flow regulating valve outlet B brown flow regulating valve outlet C stainless steel		

## various



1

<b>Part No.</b>	371141	<b>Ref. No.</b>	160230 160230-05
<b>description</b>	solenoid valve single angled 240VAC outlet 11.5mm inlet 15mm		

## metal

## ODE

## solenoid valves steam (water)

## 21A series



1

<b>Part No.</b>	370615	<b>Ref. No.</b>	160202-02
<b>description</b>	solenoid valve brass 2-ways 230VAC inlet 1/8" outlet 1/8" connection 1/8" L 40mm DN 3mm slide-on receptacle large -10 up to 140°C ODE coil type BDA membranes FKM (water/steam) p max 10bar 50/60Hz		

## 31A series



1

<b>Part No.</b>	370616	<b>Ref. No.</b>	160201-02
<b>description</b>	solenoid valve brass 3-ways 230VAC connection 1/4" L 40mm DN 2mm slide-on receptacle large -10 up to 140°C ODE coil type BDA membranes FKM (water/steam) p max 10bar straight		

## electrodes



1


<b>Part No.</b>	402769	<b>Ref. No.</b>	120549-01 120549-02
<b>description</b>	level electrode 4 hole flange total length 90mm probe L 26/60mm insulated probe length 10mm connection M3 ø 3mm suitable for COFFEE QUEEN		




1

<b>Part No.</b>	402832	<b>Ref. No.</b>	1205305
<b>description</b>	level electrode thread probe L 30mm ø 3mm thread M3 suitable for COFFEE QUEEN		



1 

<b>Part No.</b>	402863	<b>Ref. No.</b>	1205301
<b>description</b>	level electrode thread probe L 82mm ø 3mm thread M3 suitable for COFFEE QUEEN		

1 

<b>Part No.</b>	402837	<b>Ref. No.</b>	1205302
<b>description</b>	level electrode thread total length 55mm probe L 38mm insulated probe lengthmm connection ø 3mm thread M3 suitable for COFFEE QUEEN		

## fans

### axial fans

#### ebm-papst


1 

<b>Part No.</b>	601082 <sup>1</sup>	<b>Ref. No.</b>	160415
<b>description</b>	axial fan L 92mm W 92mm H 25mm 230VAC 50/60Hz 9/11W bearing ball bearing manuf. no. 3956 metal connection male faston 2.8mm ebm-papst fan wheel ø 85mm temp.-resist. 80°C		
<b>accessories for</b>	601082		
	<b>Part No.</b>	691103	<b>Ref. No.</b> —
	guard ø 90mm mounting distance 83mm for axial fan 92mm		

<sup>1</sup>with ball bearings


## fuses

### fine fuses

1 

<b>Part No.</b>	358603	<b>Ref. No.</b>	160431 160431-01
<b>description</b>	fine fuse size ø5x20mm 2A slow-acting rated 250V Qty 10 pcs		


### fine fuse holders

1 

<b>Part No.</b>	358832	<b>Ref. No.</b>	160432-01 160432-02
<b>description</b>	fuse holder suitable fuse ø5x20mm 6.3A rated 250V		

## line circuit breakers

### miscellaneous

1 

<b>Part No.</b>	380927	<b>Ref. No.</b>	160429-02
<b>description</b>	power contactor nominal 6A 1-pole characteristic B		


## electric accessories

### plugs - couplings - power sockets

#### protective contact power sockets

#### producer-specific power sockets


#### BONAMAT

1 

<b>Part No.</b>	551035	<b>Ref. No.</b>	160700
<b>description</b>	power socket with lid max. 16A countries DE 240V H 60mm mounting ø 45mm W 60mm 1 phase L/N/PE		

### appliance sockets/plugs


#### low temperature appliances 70°C

1 

<b>Part No.</b>	550704	<b>Ref. No.</b>	160570
<b>description</b>	low temperature appliance plug C14 male faston 6.3mm max 10A/250V T70 mounting distance 40mm hole ø 3.5mm thermoplastic		


## cables

### power supply cables

1 


<b>Part No.</b>	551116	<b>Ref. No.</b>	160565
<b>description</b>	low temperature appliance supply cable CEE7/7 - C13 3-pole contacts P+N+E 1.5mm <sup>2</sup> max. 10A max 250V 1.4m H05VVH T70 2-pole + earthing insulation PVC		




			
1			
<b>Part No.</b>	550929	<b>Ref. No.</b>	160522 160531
<b>description</b>	low temperature appliance supply cable CEE7/7 3x1.0mm <sup>2</sup> 1.8m T70 2-pole + earthing insulation PVC		

## terminals


### connection terminals with screw/faston connections

			
1			
<b>Part No.</b>	550411	<b>Ref. No.</b>	160549-01
<b>description</b>	power terminal block 6-pole max. 40A max 450V connection ø6mm <sup>2</sup> / F6.3 temp.-resist. 150°C cross section 6mm <sup>2</sup>		

			
1			
<b>Part No.</b>	550977 <sup>1</sup>	<b>Ref. No.</b>	160549
<b>description</b>	power terminal block 6-pole max. 40A max 450V connection ø6mm <sup>2</sup> / F6.3 temp.-resist. 150°C cross section 6mm <sup>2</sup> with ground lug		


<sup>1</sup>with ground lug

### connection terminals with faston connections

			
1			
<b>Part No.</b>	519304	<b>Ref. No.</b>	160351
<b>description</b>	distribution terminal block 3-pole max. 15A max 450V connection male faston 6.3mm temp.-resist. 110°C Qty 1 pcs		

## ignition parts

### ignition switches

			
1			
<b>Part No.</b>	301014	<b>Ref. No.</b>	160819-02 160819-03
<b>description</b>	momentary rocker switch mounting measurements 30x11mm black 1NO 250V 16A connection male faston 6.3mm ambient temperature max. 85/125°C protection IP40 mounting ømm male faston 6.3mm		

## equipment-specific units

### for espresso machines

#### filter holders

#### filter holders standard

#### filter holder without spout

			
1			
<b>Part No.</b>	525977	<b>Ref. No.</b>	N/A
<b>description</b>	filter holder suitable for CREM-EXPOBAR/WEGA/GRIMAC/SANRAMO without outlet mounting ø 83mm outlet 3/8" ID ø 61.5mm wedge height 10mm wedge position horizontal number of wedges 2 lever inclined		

### for pour machines

#### coffee pots

			
1			
<b>Part No.</b>	960014	<b>Ref. No.</b>	110001 110303
<b>description</b>	coffee pot 1.8l glas suitable for COFFEE QUEEN		


#### coffee filters


#### paper filters

#### basket filters

			
1			
<b>Part No.</b>	960017	<b>Ref. No.</b>	110102-02
<b>description</b>	paper filter D1 ø 110mm D2 ø 400mm Qty 500 pcs suitable for COFFEE QUEEN		



			
1			
<b>Part No.</b>	960015	<b>Ref. No.</b>	110110
<b>description</b>	paper filter for coffee makers D1 ø 110mm D2 ø 250mm Qty 1000 pcs		

			
1			
<b>Part No.</b>	960100	<b>Ref. No.</b>	110100
<b>description</b>	paper filter for coffee makers D1 ø 90mm D2 ø 250mm Qty 1000 pcs		

filter pans

filter pans

COFFEE QUEEN

			
1			
<b>Part No.</b>	531086	<b>Ref. No.</b>	1102131
<b>description</b>	filter pan int. ø 1 255mm int. ø 2 145mm W 280mm D 340mm H 165mm filter no. 960017		

			
1			
<b>Part No.</b>	525464	<b>Ref. No.</b>	1102001
<b>description</b>	filter pan plastic ED ø 172mm int. ø 1 152mm int. ø 2 90mm H 100mm filter no. 960105 suitable for COFFEE QUEEN		

			
1			
<b>Part No.</b>	525465	<b>Ref. No.</b>	110200
<b>description</b>	filter pan plastic ED ø 190mm int. ø 1 173mm int. ø 2 110mm H 90mm filter no. 960105 suitable for COFFEE QUEEN		


			
1			
<b>Part No.</b>	525463	<b>Ref. No.</b>	1102002
<b>description</b>	filter pan plastic ED ø 194mm int. ø 1 153mm int. ø 2 90mm H 100mm filter no. 960100 suitable for COFFEE QUEEN		

			
1			
<b>Part No.</b>	525462	<b>Ref. No.</b>	1102016
<b>description</b>	filter pan stainless steel ED ø 193mm int. ø 1 153mm int. ø 2 90mm H 100mm filter no. 960100 suitable for COFFEE QUEEN		


			
1			
<b>Part No.</b>	531065	<b>Ref. No.</b>	1102011
<b>description</b>	filter pan stainless steel ED ø 193mm int. ø 1 175mm int. ø 2 125mm H 100mm filter no. 960015		


drain taps


drain taps


			
1			
<b>Part No.</b>	525466	<b>Ref. No.</b>	120203 120203-04
<b>description</b>	outlet tap complete pipe length 50mm thread 1/4" red suitable for COFFEE QUEEN		





			
1			
<b>Part No.</b>	527557	<b>Ref. No.</b>	120200 120200-02
<b>description</b>	outlet tap complete pipe lengthmm thread 3/4" ET black/chrome suitable for COFFEE QUEEN		


			
1			
<b>Part No.</b>	531061	<b>Ref. No.</b>	1103363
<b>description</b>	outlet tap tube ømm pipe lengthmm thread 3/4" black/chrome suitable for COFFEE QUEEN		


			
1			
<b>Part No.</b>	531088	<b>Ref. No.</b>	120199
<b>description</b>	outlet tap with nut tube ø 10.2mm pipe length 60mm thread M13x1.25 red suitable for COFFEE QUEEN		


			
1			
<b>Part No.</b>	531062	<b>Ref. No.</b>	1201924
<b>description</b>	outlet tap with nut tube ø 26mm pipe length 33mm thread M15x1 red suitable for COFFEE QUEEN		

components			
			
1			
<b>Part No.</b>	525469	<b>Ref. No.</b>	150111
<b>description</b>	gasket for tap H 21mm ø 20mm suitable for COFFEE QUEEN		


			
1			
<b>Part No.</b>	525433	<b>Ref. No.</b>	150110
<b>description</b>	gasket for tap H 29mm ø 31mm		

accessories			
			
1			
<b>Part No.</b>	531091	<b>Ref. No.</b>	180210-01
<b>description</b>	connecting fitting for outlet tap T1: 1/2" L 50mm suitable for COFFEE QUEEN		

			
1			
<b>Part No.</b>	531087	<b>Ref. No.</b>	180211 1802120
<b>description</b>	extension for drain tap T1: 3/4" T2: 1/2" L 57mm suitable for COFFEE QUEEN		


drain pipes			
			
1			
<b>Part No.</b>	527558	<b>Ref. No.</b>	180242
<b>description</b>	spout IT 1/4" ET 3/8"		

brew units			
brewing units			
			
1			
<b>Part No.</b>	527559	<b>Ref. No.</b>	1801803-04
<b>description</b>	rotating joint for brewarm suitable for COFFEE QUEEN EVENT		
<b>accessories for</b>	527559		
	<b>Part No.</b>	527560	Ref. No. 1801805
	slide bearing ID ø 25mm ED ø 30.5mm		
	<b>Part No.</b>	527561	Ref. No. 1206502
	O-ring EPDM thickness 3mm ID ø 22mm Qty 1 pcs		
	<b>Part No.</b>	527562	Ref. No. 1801806
	slide bearing ID ø 25mm ED ø 27.2mm		
	<b>Part No.</b>	527563	Ref. No. 120647-01
	O-ring EPDM thickness 2.4mm ID ø 16.3mm Qty 1 pcs		

			
1			
<b>Part No.</b>	527562	<b>Ref. No.</b>	1801806
<b>description</b>	slide bearing ID ø 25mm ED ø 27.2mm		







 <p>1</p>			
<b>Part No.</b>	527560	<b>Ref. No.</b>	1801805
<b>description</b>	slide bearing ID ø 25mm ED ø 30.5mm		

manifolds

 <p>1</p>			
<b>Part No.</b>	525485	<b>Ref. No.</b>	1204016
<b>description</b>	manifold ø 35mm plastic suitable for COFFEE QUEEN		


 <p>1</p>			
<b>Part No.</b>	525459	<b>Ref. No.</b>	120412 120412-01
<b>description</b>	water distributor ø 16mm IT 1/4" suitable for COFFEE QUEEN		

 <p>1</p>			
<b>Part No.</b>	531067	<b>Ref. No.</b>	1031801
<b>description</b>	water distributor ø 30mm thread M18x1.5 stainless steel suitable for COFFEE QUEEN		

 <p>1</p>			
<b>Part No.</b>	531089	<b>Ref. No.</b>	120419
<b>description</b>	water distributor thread 3/8" IT 1/4" stainless steel suitable for COFFEE QUEEN		


flow controllers


 <p>1</p>			
<b>Part No.</b>	525467	<b>Ref. No.</b>	160192 160192-01
<b>description</b>	flow controller inlet 7/16" outlet 9.6mm suitable for COFFEE QUEEN		


 <p>1</p>			
<b>Part No.</b>	525468	<b>Ref. No.</b>	160193
<b>description</b>	flow controller inlet 7/16" outlet M10mm suitable for COFFEE QUEEN		

liquid level pipes

liquid level pipes


 <p>1</p>			
<b>Part No.</b>	525487	<b>Ref. No.</b>	120213
<b>description</b>	water level tube ED ø 15.5mm ID ø 11.5mm H 240mm for COFFEE QUEEN		


 <p>1</p>			
<b>Part No.</b>	525474	<b>Ref. No.</b>	120227
<b>description</b>	water level tube ED ø 15.5mm ID ø 11.5mm H 280mm for COFFEE QUEEN		

 <p>1</p>			
<b>Part No.</b>	525488	<b>Ref. No.</b>	120215
<b>description</b>	water level tube ED ø 15.5mm ID ø 11.5mm H 316mm for COFFEE QUEEN		








			
1			
<b>Part No.</b>	531066	<b>Ref. No.</b>	1103459
<b>description</b>	water level tube ED ø 8mm ID ø 6mm H 210mm for container		


			
1			
<b>Part No.</b>	531092	<b>Ref. No.</b>	1103359
<b>description</b>	water level tube ED ø 8mm ID ø 6mm H 240mm with ball for COFFEE QUEEN		

## complete

			
1			
<b>Part No.</b>	525470	<b>Ref. No.</b>	120218
<b>description</b>	water level tube complete H 220mm thread 1/2" suitable for COFFEE QUEEN		


			
1			
<b>Part No.</b>	525471	<b>Ref. No.</b>	120210
<b>description</b>	water level tube complete H 270mm thread 1/2" suitable for COFFEE QUEEN		
<b>spare parts for</b>	525471		
	<b>Part No.</b>	525487	<b>Ref. No.</b>
			120213
	water level tube ED ø 15.5mm ID ø 11.5mm H 240mm for COFFEE QUEEN		

			
1			
<b>Part No.</b>	525472	<b>Ref. No.</b>	120211
<b>description</b>	water level tube complete H 320mm thread 1/2" suitable for COFFEE QUEEN		


			
1			
<b>Part No.</b>	525473	<b>Ref. No.</b>	120212
<b>description</b>	water level tube complete H 350mm thread 1/2" suitable for COFFEE QUEEN		

## accessories

## gaskets


			
1			
<b>Part No.</b>	531090	<b>Ref. No.</b>	150116
<b>description</b>	flat gasket D1 ø 16.8mm D2 ø 10.5mm thickness 3.2mm Qty 1 pcs suitable for COFFEE QUEEN		



 <p>1</p>			
<b>Part No.</b>	525440	<b>Ref. No.</b>	150101
<b>description</b>	flat gasket EPDM ED ø 15mm ID ø 8mm thickness 4.8mm for water level tube Qty 1 pcs		

miscellaneous

 <p>1</p>			
<b>Part No.</b>	531060	<b>Ref. No.</b>	1103461
<b>description</b>	cover for water level tube W 45mm H 205mm		


 <p>1</p>			
<b>Part No.</b>	531093	<b>Ref. No.</b>	1103361
<b>description</b>	cover for water level tube W 45mm H 235mm		

housing and bezels

handles

 <p>1</p>			
<b>Part No.</b>	528962	<b>Ref. No.</b>	120230
<b>description</b>	handle hinged handle 1 pair		

non-return valves

 <p>1</p>			
<b>Part No.</b>	525461	<b>Ref. No.</b>	120612-02 1206123
<b>description</b>	non-return valve for hose ø 10.5mm H 14mm plastic		

hoses

 <p>1</p>			
<b>Part No.</b>	520609	<b>Ref. No.</b>	1505041
<b>description</b>	formed hose ED ø 14mm ID ø 10mm silicone coffee machine parts transparent Qty 1 U-shape		

floats


floats

 <p>1</p>			
<b>Part No.</b>	525460	<b>Ref. No.</b>	120402
<b>description</b>	float complete L 62mm W 33mm H 54mm plastic		

fittings for catering equipment


dispenser tap

complete

 <p>1</p>			
<b>Part No.</b>	527557	<b>Ref. No.</b>	120200 120200-02
<b>description</b>	outlet tap complete pipe lengthmm thread 3/4" ET black/chrome suitable for COFFEE QUEEN		

## equipment feet and end caps


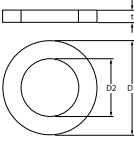
### screw-in feet


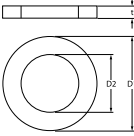
	1		
<b>Part No.</b>	526001	<b>Ref. No.</b>	120323
<b>description</b>	equipment foot thread M10 thread L 20mm ø 50mm H 42mm Qty 1 pcs		

## gaskets

### O-rings


#### EPDM

	1		
<b>Part No.</b>	527563	<b>Ref. No.</b>	120647-01
<b>description</b>	O-ring EPDM thickness 2.4mm ID ø 16.3mm Qty 1 pcs		

	1		
<b>Part No.</b>	527561	<b>Ref. No.</b>	1206502
<b>description</b>	O-ring EPDM thickness 3mm ID ø 22mm Qty 1 pcs		

### sealing washers


#### rubber gaskets

	1		
<b>Part No.</b>	525440	<b>Ref. No.</b>	150101
<b>description</b>	flat gasket EPDM ED ø 15mm ID ø 8mm thickness 4.8mm for water level tube Qty 1 pcs		

## hoses

### formed hoses

#### form U

	1		
<b>Part No.</b>	520609	<b>Ref. No.</b>	1505041
<b>description</b>	formed hose ED ø 14mm ID ø 10mm silicone coffee machine parts transparent Qty 1 U-shape		


## tools

### cleaning tools

#### brushes

#### pipe brushes

#### nylon

	1		
<b>Part No.</b>	801464	<b>Ref. No.</b>	1103360
<b>description</b>	pipe brush nylon ø 10mm total length 300mm brush length 100mm		


## consumables

### coffee filters

#### basket filters

#### paper filters

	1		
<b>Part No.</b>	960015	<b>Ref. No.</b>	110110
<b>description</b>	paper filter for coffee makers D1 ø 110mm D2 ø 250mm Qty 1000 pcs		

	1		
<b>Part No.</b>	960100	<b>Ref. No.</b>	110100
<b>description</b>	paper filter for coffee makers D1 ø 90mm D2 ø 250mm Qty 1000 pcs		



fuses

fine fuses



1

<b>Part No.</b>	358603	<b>Ref. No.</b>	160431 160431-01
<b>description</b>	fine fuse size ø5x20mm 2A slow-acting rated 250V Qty 10 pcs		

**GASTRO**PARTS.COM

