



GASTROPARTS

Bonmat

- [EN]** Equipment
- [DE]** Geräte
- [ES]** Aparatos
- [FR]** Équipement
- [IT]** Attrezzature
- [PL]** Urządzenia
- [RU]** Оборудование

✉ gastroparts@gastroparts.com

☎ +48 56 657 00 66

📘 fb.com/gastroparts.global


GASTROPARTS.COM






heating elements

heating elements for coffee machine





1

Part No.	417432	Ref. No.	6.243.042.000
description	band heater for water container L 1000mm W 60mm cable length 300mm		
For models:	B20, B20HW, B20HW-5, B40, VHG20T, VHG40T		




1

Part No.	417329	Ref. No.	6.236.098.000
description	heating element 1250W 240V heating circuits 1 ø 120mm H 36mm flange 50x26mm connection male faston 6.3mm compression flange tube ø 6.3mm immersion heater		
For models:	RL101, RL101-1N, RL111, RL111-1N, RL118, RL121-1N, RL211, RL211-1N, RL212-1N, RL221-1N, RL222-1N, RL413-1N		
accessories for	417329		
	Part No.	Ref. No.	6.011.031.000
	510387		
description	gasket L 46mm W 22mm ømm EPDM for heating element for flange 50x26mm		








1


Part No.	417481	Ref. No.	6.284.028.000
description	heating element 1590W 240V heating circuits 1 L 125mm W 125mm H 55mm flange length 74mm flange width 43mm rectangular flange connection male faston 6.3mm immersion heater tube ø 6.4mm		
For models:	AM112, AM112AT, HWA50		





1


Part No.	417327	Ref. No.	6.000.256.083
description	heating element 1710W 240V heating circuits 1 ø 108mm H 255mm W1 126mm H1 187mm H2 68mm mounting distance 120mm thread M14x1.5 stainless steel windings 6 tube ø 6.3mm immersion heater 2 hole fixing connection male faston 6.3mm		
For models:	RL102, RL102-1N, RL112-1N, RL212		
accessories for	417327		
	Part No.	Ref. No.	6.011.001.63
	510417		
description	flat gasket fibre ED ø 20mm ID ø 14mm thickness 2mm Qty 1 pcs		
	Part No.	Ref. No.	—
	520228		
description	tooth lock washer ID ø 15.3mm ED ø 24mm steel Qty 1 pcs for thread M14		

accessories for	417327		
	Part No.	Ref. No.	—
	520230		
description	nut thread M14x1.5 H 5mm WS 19 zinc-coated steel Qty 1 pcs		
	Part No.	Ref. No.	—
	521101		
description	nut thread M14x1.5 H 5mm WS 19 SS Qty 1 pcs		
	Part No.	Ref. No.	—
	550262		
description	flat gasket copper ED ø 20mm ID ø 14mm thickness 2mm		



1

Part No.	417326	Ref. No.	6.236.011.000
description	heating element 2160W 230V heating circuits 1 ø 125mm H 35mm flange 50x26mm connection male faston 6.3mm compression flange tube ø 6.5mm immersion heater		
For models:	HW+505, HW+505-v.3.0, HW+505-v.4.0, HW10, HW505, HW505-v.3.0, HW505-v.4.0, HW505-v.5.0, HWA20, RL101-1N, RL101-3N, RL111-1N, RL111-3N, RL118, RL121-1N, RL121-3N, RL211-1N, RL211-3N, RL212-1N, RL212-3N, RL221, RL221-1N, RL221-3N, RL222-1N, RL222-3N, RL411-1N, RL411-3N, RL413-1N, RL413-3N		
accessories for	417326		
	Part No.	Ref. No.	6.011.031.000
	510387		
description	gasket L 46mm W 22mm ømm EPDM for heating element for flange 50x26mm		
	Part No.	Ref. No.	6.006.015.001
	510388		
description	counterflange ømm hole distance mm perforation ømm L 43mm W 21mm SS for heating element for flange 50x26mm		




1


Part No.	417478	Ref. No.	6.000.262.014
description	heating element 2270W 240V heating circuits 1 L 155mm W 122mm H 24mm flange 46x22mm connection male faston 6.3mm compression flange tube ø 6.4mm immersion heater suitable for BONAMAT		
For models:	CB3, CB6, HM505, HM505-v.2.0, HM505-v.3.0, HM510-v.2.0, HM510-v.3.0, HM520-v.2.0, HM520-v.3.0, HW+510, HW+510-v.3.0, HW+510-v.4.0, HW+510-v.5.0, HW+520, HW+520-v.3.0, HW+520-v.4.0, HW+520-v.5.0, HW505, HW510, HW510-v.3.0, HW510-v.4.0, HW510-v.5.0, HW520, HW520-v.3.0, HW520-v.4.0, HW520-v.5.0, HWA505		


1 electric components






			
Part No.	417433	Ref. No.	6.000.256.055
description	heating element 3000W 240V heating circuits 1 ϕ 10mm H 256mm W1 138mm H1 190mm H2 70mm mounting distance 132mm thread M14x1.5 stainless steel windings 5 tube ϕ 6.5mm immersion heater 2 hole fixing connection male faston 6.3mm countries GB/IRL		
For models:	HWD30, RL102-1N, RL102-3N, RL112-1N, RL112-3N		


			
Part No.	417479	Ref. No.	6.000.261.016
description	heating element 3100W 240V heating circuits 1 L 155mm W 122mm H 25mm flange 46x22mm connection male faston 6.3mm compression flange tube ϕ 6.4mm immersion heater suitable for BONAMAT		
For models:	HCM510, HCM510-v.4.0, HCM510-v.5.0, HCM520, HCM520-v.4.0, HCM520-v.5.0, HM510, HM510-v.2.0, HM510-v.3.0, HM520, HM520-v.2.0, HM520-v.3.0, HW+510, HW+510-v.3.0, HW+510-v.4.0, HW+510-v.5.0, HW+520, HW+520-v.3.0, HW+520-v.4.0, HW+520-v.5.0, HW510, HW510-v.3.0, HW510-v.4.0, HW510-v.5.0, HW520, HW520-v.3.0, HW520-v.4.0, HW520-v.5.0, HWA510, HWA520		


			
Part No.	417485	Ref. No.	6.214.242.000
description	heating element 3100W 240V heating circuits 1 ϕ 98mm H 295mm W1 98mm H1 240mm H2 55mm mounting distance 92mm thread M14x1.5 windings 5 tube ϕ 6.5mm immersion heater 2 hole fixing connection male faston 6.3mm suitable for BONAMAT		
For models:	BFT322, RLX141, RLX241, RLX4, RLX41, RLX585, RLX8, RLX85, RLX86		


			
Part No.	417477	Ref. No.	6.236.202.000
description	heating element stainless steel 1020W 240V heating circuits 1 flange 46x22mm L 115mm W 31mm H 36mm compression flange connection male faston 6.3mm tube ϕ 6.3mm immersion heater		
For models:	HWA30-D, HWA60-D, RLX131, RLX231, RLX3, RLX31, RLX575, RLX676, RLX75, RLX76		

			
Part No.	417408	Ref. No.	6.236.158.000
description	heating element stainless steel 1200W 240V heating circuits 1 flange 50x26mm L 115mm W 28mm H 35mm compression flange connection male faston 6.3mm tube ϕ 6.4mm		
For models:	B10HW, B10HW-5, B20HW, B20HW-5, B5HW, B5HW-5, BFT321, BFT321AT, BFT322		
accessories for	417408		
		Part No.	520546
		Ref. No.	6.011.031.001


			
Part No.	417413	Ref. No.	6.101.072.000
description	hot plate 100-240V heating circuits 1 ϕ 125mm connection plug-in connection cable length 500mm		
For models:	HP2, Matic, MaticTwin, Mondo, MondoTwin, Novo		

			
Part No.	417434	Ref. No.	6.213.203.000
description	hot plate 100-240V ϕ 95mm H 8mm hole ϕ 5.3mm connection male faston 4.8mm countries GB/IRL		
For models:	RL211-1N, RL211-3N, RL212-1N, RL212-3N, RL214-1N, RL221-1N, RL221-3N, RL222-1N, RL222-3N, RL224-1N, RL224-3N		


			
Part No.	417476	Ref. No.	6.214.240.000
description	hot plate 165W 240V heating circuits 1 L 146mm W 90mm H 13mm connection male faston 6.3mm suitable for BONAMAT for Mika for model BFT321-011		
For models:	BFT321AT		


			
Part No.	417428	Ref. No.	6.243.033.000
description	hot plate 195W 240V ϕ 100mm connection Faston 6.3mm cable length 280mm for water container		
For models:	B20, B20HW, VH20, VH20T, VH20-DOS-20L		





			
1			
Part No.	417411	Ref. No.	6.301.134.000
description	hot plate 240V heating circuits 1 ø 150mm connection male faston 4.8mm countries GB/IRL		
For models:	Matic2, Matic2WB, Matic3, MaticTwin-1N, MaticTwin-3N, Mondo1, Mondo2, Mondo3WB, MondoTwin-1N, MondoTwin-3N, Novo2, RL101-1N, RL101-3N, RL102-1N, RL102-3N, RL111-1N, RL111-3N, RL112-1N, RL112-3N, RL121-3N, RL211-1N, RL211-3N, RL212-1N, RL212-3N, RL214-1N, RL221-1N, RL221-3N, RL222-1N, RL222-3N, RL224-1N, RL224-3N		

			
1			
Part No.	417319	Ref. No.	6.401.001.000
description	hot plate L 150mm W 150mm H 20mm without heating element		
For models:	Matic2, Matic2-KTS, Matic2WB, Matic3, Matic3-KTS, Matic3WB, MaticTwin-1N, MaticTwin-3N, MaticTwin-KTS-230V3N, MaticTwin-KTS-400V3N, Mondo1, Mondo2, Mondo2-KTS, Mondo3WB, MondoTwin-1N, MondoTwin-3N, MondoTwin-KTS-230V3N, MondoTwin-KTS-400V3N, RLX131, RLX141, RLX231, RLX241, RLX31, RLX41, RLX6, RLX676, RLX76, RLX86		


			
1			
Part No.	417429	Ref. No.	6.248.030.000
description	hot plate 260W 240V ø 100mm connection Faston 6.3mm cable length 320mm for water container		
For models:	B40, VHG40, VHG40T, VHG-DOS-40L		


			
1			
Part No.	417412	Ref. No.	6.301.554.000
description	PTC element 100-240V heating circuits 1 L 75mm W 48mm H 11mm cable length 380mm hole distance 42mm hole ø 4mm connection male faston 2.8mm suitable for BONAMAT		
For models:	Novo		

			
1			
Part No.	417427	Ref. No.	6.240.029.000
description	hot plate 60W 230V ø 100mm Lmm Wmm connection Faston 6.3mm cable length 100mm for water container H 1mm		
For models:	B5, B5HW, VHG5, VHG5T		


			
1			
Part No.	417475	Ref. No.	6.214.249.000
description	PTC element 100-240V L 75mm W 48mm H 11mm cable length 60mm hole distance 42mm hole ø 4mm connection male faston 2.8mm suitable for BONAMAT BFT/WHK HP08 1/13		
For models:	BFT321, BFT321AT, BFT322		


			
1			
Part No.	417325	Ref. No.	6.301.023.000
description	hot plate 90W 230V heating circuits 1 ø 150mm suitable for BONAMAT		
For models:	Matic2, Matic2WB, Matic3, MaticTwin-1N, MaticTwin-3N, Mondo1, Mondo2, Mondo3WB, MondoTwin-1N, MondoTwin-3N, Novo2, RL101-1N, RL101-3N, RL102-1N, RL102-3N, RL111-1N, RL111-3N, RL112-1N, RL112-3N, RL121-3N, RL211-1N, RL211-3N, RL212-1N, RL212-3N, RL214-1N, RL221-1N, RL221-3N, RL222-1N, RL222-3N, RL224-1N, RL224-3N, RL226		


			
1			
Part No.	417435	Ref. No.	6.301.555.000
description	PTC element 100-240V L 75mm W 49mm H 11mm cable length 380mm hole distance 42mm hole ø 4mm connection male faston 2.8mm countries GB/IRL suitable for BONAMAT		
For models:	Novo		


			
1			
Part No.	417482	Ref. No.	6.214.124.000
description	hot plate 90W 240V heating circuits 1 L 147mm W 90mm connection male faston 6.3mm dry heating element for Mika for model BFT321-001, BFT322-001		
For models:	BFT321, BFT322		





			
1			
Part No.	417436	Ref. No.	6.401.077.000
description	PTC element 100-240V L 75mm W 49mm H 11mm cable length 80mm hole distance 42mm hole \varnothing 4mm connection male faston 2.8mm countries GB/IRL suitable for BONAMAT		
For models:	Matic2, Matic2WB, Matic3, Matic3WB, MaticTwin-1N, MaticTwin-3N, Mondo1, Mondo2, Mondo3WB, MondoTwin-1N, MondoTwin-3N, RL101-1N, RL101-3N, RL102-1N, RL102-3N, RL111-1N, RL111-3N, RL112-1N, RL112-3N, RL121-1N, RL121-3N, RL211-1N, RL211-3N, RL212-1N, RL212-3N, RL214-1N, RL214-3N, RL221-1N, RL221-3N, RL222-1N, RL222-3N, RL224-1N, RL224-3N, RLX131, RLX141, RLX231, RLX241, RLX31, RLX41		


			
2			
Part No.	417324	Ref. No.	6.401.076.000
description	PTC element 100-240V L 75mm W 50mm H 11mm cable length 60mm hole distance 42mm hole \varnothing 4mm connection male faston 2.8mm suitable for BONAMAT		
For models:	Matic2, Matic2-KTS, Matic2WB, Matic3, Matic3-KTS, Matic3WB, MaticTwin-1N, MaticTwin-3N, MaticTwin-KTS-230V3N, MaticTwin-KTS-400V3N, Mondo1, Mondo2, Mondo2-KTS, Mondo3WB, MondoTwin-1N, MondoTwin-3N, MondoTwin-KTS-230V3N, MondoTwin-KTS-400V3N, RL101-1N, RL101-3N, RL102-1N, RL102-3N, RL111-1N, RL111-3N, RL112-1N, RL112-3N, RL118, RL121-1N, RL121-3N, RL211-1N, RL211-3N, RL212-1N, RL212-3N, RL214-1N, RL214-3N, RL221-1N, RL221-3N, RL222-1N, RL222-3N, RL224-1N, RL224-3N, RLX131, RLX141, RLX231, RLX241, RLX31, RLX41		

			
1			
Part No.	417486	Ref. No.	6.284.129.000
description	PTC element 100-240V \varnothing 95mm H 8mm hole \varnothing 5.5mm suitable for BONAMAT RLX		
For models:	AM112, AM112AT, RLX5, RLX55, RLX575, RLX585, RLX75, RLX85		


			
1			
Part No.	417425	Ref. No.	6.243.243.000
description	PTC element 60+60W 100-240V heating circuits 2 L 75mm W 48mm H 11mm cable length 280mm hole distance 42mm hole \varnothing 4mm connection male faston 6.3mm suitable for BONAMAT		
For models:	B20, B20HW, B20HW-5, VH20, VH20T		


			
1			
Part No.	417424	Ref. No.	6.240.147.000
description	PTC element 65W 100-240V heating circuits 1 L 75mm W 48mm H 11mm cable length 200mm hole distance 42mm hole \varnothing 4mm connection male faston 6.3mm suitable for BONAMAT		
For models:	B5, B5HW, B5HW-5, VH5, VH5T		


			
1			
Part No.	417426	Ref. No.	6.248.139.000
description	PTC element 80+80W 100-240V heating circuits 2 L 75mm W 48mm H 11mm cable length 300mm hole distance 42mm hole \varnothing 4mm connection male faston 6.3mm suitable for BONAMAT		
For models:	B40, VH40, VH40T		

			
1			
Part No.	417423	Ref. No.	6.242.206.000
description	PTC element 90W 100-240V heating circuits 1 L 75mm W 48mm H 11mm cable length 250mm hole distance 42mm hole \varnothing 4mm connection male faston 6.3mm suitable for BONAMAT		
For models:	B10, B10HW, B10HW-5, VH10, VH10T		

flow heaters

			
1			
Part No.	417404	Ref. No.	6.000.201.676
description	flow heater 1300W 240V \varnothing 82mm L 123mm		
For models:	MaticTwin-1N, MondoTwin-1N		

			
1			
Part No.	417210	Ref. No.	6.247.090.000
description	flow heater 13065W 240V \varnothing 125mm L 245mm suitable for BONAMAT B40		
For models:	B40, VH40		


1

Part No.	417419	Ref. No.	6.101.137.000
description	flow heater 1400W 240V ø 58mm H 120mm		
For models:	Matic, MaticTwin, MondoTwin, TH, THA		




1

Part No.	417420	Ref. No.	6.101.061.000
description	flow heater 2000W 230V ø 58mm H 120mm connection male faston 6.3mm		
For models:	Iso, Matic, MaticTwin, Mondo, MondoTwin, Novo, TH		






1

Part No.	417414	Ref. No.	6.101.133.000
description	flow heater 1600W 230V ø 58mm H 120mm		
For models:	Matic, MaticTwin, MondoTwin, TH, THA		




1

Part No.	417203	Ref. No.	6.000.201.499 6.000.201.652
description	flow heater 2160W 240V ø 82mm L 122mm W 87mm connection male faston 6.3mm suitable for Mondo, Matik,...		
For models:	Iso, Matic2, Matic2WB, Matic3, Matic3WB, MaticTwin, MaticTwin-1N, MaticTwin-3N, Mondo1, Mondo2, Mondo3WB, MondoTwin-3N, Novo, Novo2, RL101, RL101-1N, RL101-3N, RL102-1N, RL102-3N, RL111, RL111-1N, RL111-3N, RL112-1N, RL112-3N, RL118, RL121-3N, RL211, RL211-1N, RL211-3N, RL212-3N, RL214-1N, RL221-1N, RL221-3N, RL222-3N, RL411-1N, RL411-3N, RL413-1N, RL413-3N, RLX131, RLX141, RLX231, RLX241, RLX31, RLX41, RLX5, RLX55, RLX575, RLX585, RLX6, RLX676... (Other models you can see in the webshop)		
spare parts for	417203		
		Part No.	417205 Ref. No. 6.011.001.082
	O-ring silicone thickness 3mm ID ø 74mm Qty 1 pcs		
		Part No.	417330 Ref. No. 6.301.045.001
	tension strap L 32.5mm W 10mm H 14mm		






1

Part No.	417409	Ref. No.	6.000.247.296
description	flow heater 16132W 240V ø 125mm L 280mm with thread bolt edition since 11/2000		
For models:	B40		



1




Part No.	417204	Ref. No.	6.000.201.536 6.000.201.675
description	flow heater 1710W 240V ø 82mm L 123mm W 87mm suitable for Mondo Twin/Matik Twin		
For models:	MaticTwin-1N, MondoTwin, MondoTwin-1N, RL102, RL102-1N, RL112-1N, RL212, RL212-1N, RL222-1N, RL224, RL224-1N, RL226		
spare parts for	417204		
		Part No.	417205 Ref. No. 6.011.001.082
	O-ring silicone thickness 3mm ID ø 74mm Qty 1 pcs		
		Part No.	417330 Ref. No. 6.301.045.001
	tension strap L 32.5mm W 10mm H 14mm		




1

Part No.	417421	Ref. No.	6.101.079.000
description	flow heater 2300W 230V ø 58mm H 140mm connection male faston 6.3mm		
For models:	TH, THA		




			
1			
Part No.	417206	Ref. No.	6.000.201.656
description	flow heater 2750W 240V ø 82mm L 158mm suitable for BONAMAT TH20		
For models:	RL211-1N, RL211-3N, RL212-1N, RL212-3N, RL214-1N, RL221-1N, RL221-3N, RL222-1N, RL222-3N, RL224-1N, RL224-3N, TH20, THA20		
spare parts for	417206		
	Part No.	417205	Ref. No. 6.011.001.082
	O-ring silicone thickness 3mm ID ø 74mm Qty 1 pcs		
	Part No.	417330	Ref. No. 6.301.045.001
	tension strap L 32.5mm W 10mm H 14mm		




			
1			
Part No.	417484	Ref. No.	6.000.214.007
description	flow heater 3270W 240V ø 82mm L 200mm with 3x safety thermostat suitable for BFT		
For models:	BFT321, BFT321AT, BFT322		

			
1			
Part No.	417405	Ref. No.	6.000.211.595
description	flow heater 3270W 240V ø 82mm L 200mm with thread bolt edition since 11/2000		
For models:	B5, B5HW, B5HW-5		




			
1			
Part No.	417407	Ref. No.	6.000.205.582
description	flow heater 6540W 240V ø 100mm L 220mm W 105mm with thread bolt edition since 11/2000		
For models:	B10, B10HW, B10HW-5		
spare parts for	417407		
	Part No.	417408	Ref. No. 6.236.158.000
	heating element stainless steel 1200W 240V heating circuits 1 flange 50x26mm L 115mm W 28mm H 35mm compression flange connection male faston 6.3mm tube ø 6.4mm		




			
1			
Part No.	417406	Ref. No.	6.000.206.414
description	flow heater 9810W 240V ø 125mm L 220mm with thread bolt edition since 11/2000		
For models:	B20, B20HW, B20HW-5		

			
1			
Part No.	417437	Ref. No.	6.301.338.000
description	heating element 1300W 240V ø 80mm L 105mm immersion heater connection male faston 6.3mm for flow heaters		
For models:	MaticTwin-1N, MondoTwin-1N		

			
1			
Part No.	417321	Ref. No.	6.301.201.000
description	heating element 1710W 240V ø 82mm L 105mm immersion heater connection male faston 6.3mm for flow heaters suitable for MondoTwin/MatikTwin		
For models:	MaticTwin-1N, MondoTwin, MondoTwin-1N, RL102, RL102-1N, RL112-1N, RL212, RL212-1N, RL212-3N, RL214-1N, RL222-1N, RL224, RL224-1N, RL226		
accessories for	417321		
	Part No.	417205	Ref. No. 6.011.001.082
	O-ring silicone thickness 3mm ID ø 74mm Qty 1 pcs		
	Part No.	417330	Ref. No. 6.301.045.001
	tension strap L 32.5mm W 10mm H 14mm		






			
1			
Part No.	417320	Ref. No.	6.301.002.000
description	heating element 2160W 240V ø 82mm L 105mm Wmm immersion heater for flow heaters suitable for Mondo, Matik,...		
For models:	Iso, Matic2, Matic2WB, Matic3, Matic3WB, MaticTwin, MaticTwin-3N, Mondo1, Mondo2, Mondo3WB, MondoTwin-3N, Novo, Novo2, RL101, RL101-1N, RL101-3N, RL102-1N, RL102-3N, RL111, RL111-1N, RL111-3N, RL112-1N, RL112-3N, RL118, RL121-3N, RL211, RL211-1N, RL211-3N, RL221, RL221-1N, RL221-3N, RL222, RL222-1N, RL222-3N, RL413-1N, RL413-3N, RLX131, RLX141, RLX231, RLX241, RLX31, RLX41, RLX5, RLX55, RLX575, RLX585, RLX6, RLX676, RLX75, RLX76...(Other models you can see in the webshop)		
accessories for	417320		
	Part No.	417205	Ref. No. 6.011.001.082
	O-ring silicone thickness 3mm ID ø 74mm Qty 1 pcs		
	Part No.	417330	Ref. No. 6.301.045.001
	tension strap L 32.5mm W 10mm H 14mm		

			
1			
Part No.	417322	Ref. No.	6.301.079.000
description	heating element 2750W 240V ø 82mm L 140mm immersion heater connection male faston 6.3mm for flow heaters suitable for BONAMAT TH20		
For models:	RL211-1N, RL211-3N, RL212-1N, RL212-3N, RL214, RL214-1N, RL216, RL221-1N, RL221-3N, RL222-1N, RL222-3N, RL224-1N, RL224-3N, TH20, THA20		
accessories for	417322		
	Part No.	417205	Ref. No. 6.011.001.082
	O-ring silicone thickness 3mm ID ø 74mm Qty 1 pcs		
	Part No.	417330	Ref. No. 6.301.045.001
	tension strap L 32.5mm W 10mm H 14mm		

energy regulators

miscellaneous


			
1			
Part No.	380925	Ref. No.	6.004.005.003
description	energy regulator 230V 16A turn direction right shaft ø 6x4.6mm shaft L 23mm mounting thread M4		
For models:	B10, B10HW, B10HW-5, B20, B20HW, B20HW-5, B40, B5, B5HW, B5HW-5, VHG10, VHG10T, VHG20, VHG20T, VHG40, VHG40T, VHG5, VHG5T		
accessories for	380925		
	Part No.	111383	Ref. No. 6.014.002.024
	knob zero mark ø 42mm shaft ø 6x4.6mm shaft flat right black		


accessories for	380925		
	Part No.	111384	Ref. No. 6.014.002.088
	knob zero mark ø 40mm shaft ø 6x4.6mm shaft flat upper dark grey		


thermostats

bi-metal thermostats

safety bi-metal thermostats


			
1			
Part No.	390394	Ref. No.	6.016.008.052
description	bi-metal safety thermostat hole distance 24mm switch-off temp. 130°C 1NC 1-pole 16A connection F6.3 2 hole fixing		
For models:	AM112, AM112AT, B10, B10HW, B10HW-5, B20, B20HW, B20HW-5, B40, B5, B5HW, B5HW-5, BFT321, BFT321AT, BFT322, GFA70, RLX141, RLX241, RLX4, RLX41, RLX585, RLX8, RLX85, RLX86, VHG10, VHG3, VHG40		

			
1			
Part No.	390115	Ref. No.	6.016.008.064
description	bi-metal safety thermostat hole distance 30mm switch-off temp. 115°C NC 1-pole 16A connection F6.3 2 hole flange		
For models:	B10, B10HW, B10HW-5, B20, B20HW, B20HW-5, B40, B5, B5HW, B5HW-5, BFT321, BFT321AT, BFT322, Bolero10, Bolero101, Bolero10-BS, Bolero10-F, Bolero10-MT, Bolero10-PA, Bolero11, Bolero111, Bolero11-BS, Bolero11-F, Bolero11-MT, Bolero11-PA, Bolero20, Bolero20-Maggi, Bolero21, Bolero211, Bolero22, BoleroTurbo, BoleroTurboXL, BoleroTurboXL-302-10L, BoleroTurboXL-303, BoleroTurboXL-322-10L, BoleroTurboXL-403, BoleroTurboXL-4L, BoleroXL-313, BoleroXL32, BoleroXL-323, BoleroXL32F, BoleroXL33, BoleroXL-333, BoleroXL42, BoleroXL-423, BoleroXL43, BoleroXL-433, Combino, FreshGround-220, FreshGround-221...(Other models you can see in the webshop)		

			
1			
Part No.	390392	Ref. No.	6.016.008.054
description	bi-metal safety thermostat hole distance mm switch-off temp. 115°C 1NC 1-pole 16A connection F6.3 M4		
For models:	B10HW, B20HW, B5HW		



bi-metal thermostats

			
1			
Part No.	390390	Ref. No.	6.016.008.057
description	bi-metal thermostat hole distancemm switch-off temp. 200°C 2NC 2-pole 16A 250V connection F6.3		
For models:	AM112, AM112AT, Bolero1, Bolero2, HWA50, Iso, Matic2, Matic2-KTS, Matic2WB, Matic3, Matic3-KTS, Matic3WB, MaticTwin, MaticTwin-1N, MaticTwin-3N, MaticTwin-KTS-230V3N, MaticTwin-KTS-400V3N, Mondo1, Mondo2, Mondo2-KTS, Mondo3WB, MondoTwin, MondoT-win-1N, MondoTwin-3N, MondoTwin-KTS-230V3N, MondoTwin-KTS-400V3N, Novo, Novo2, Quinto-322, Quinto-422, RL101, RL101-1N, RL101-3N, RL102, RL102-1N, RL102-3N, RL111, RL111-1N, RL111-3N, RL112-1N, RL112-3N, RL118, RL121-1N, RL121-3N, RL211, RL211-1N, RL211-3N, RL212, RL212-1N, RL212-3N...(Other models you can see in the webshop)		

control and safety thermostats

EGO


control thermostats

55.10/19_series

			
1			
Part No.	375908	Ref. No.	6.016.005.035 6.016.005.102
description	thermostat t.max. 150°C 1-pole probe ø 6mm probe L 135mm capillary pipe 710mm		
For models:	HCM510, HCM510-v.4.0, HCM510-v.5.0, HCM520, HCM520-v.4.0, HCM520-v.5.0, HM505, HM505-v.2.0, HM505-v.3.0, HM510, HM510-v.2.0, HM510-v.3.0, HM520, HM520-v.2.0, HM520-v.3.0		

			
1			
Part No.	375906	Ref. No.	6.016.005.034
description	thermostat temperature range 32-96°C 1-pole probe ø 6mm probe L 136mm capillary pipe 750mm contacts male faston 6.3mm		
For models:	HW+505-v.3.0, HW+505-v.4.0, HW+510-v.3.0, HW+510-v.4.0, HW+510-v.5.0, HW+520-v.3.0, HW+520-v.4.0, HW+520-v.5.0, HW505-v.3.0, HW505-v.4.0, HW505-v.5.0, HW510-v.3.0, HW510-v.4.0, HW510-v.5.0, HW520-v.3.0, HW520-v.4.0, HW520-v.5.0		

55.13_series


			
1			
Part No.	390395	Ref. No.	6.016.005.018 6.016.005.101
description	thermostat t.max. 110°C temperature range 27-110°C 1-pole 1NO 16A probe ø 6mm probe L 113mm capillary pipe 520mm capillary pipe isolated 350mm gland nut shaft Lmm shaft position° rotation 310°		
For models:	CB3, CB6, HW10, RL118, RL411-1N, RL411-3N		

safety thermostats

55.13_series

			
1			
Part No.	375907	Ref. No.	6.016.008.200
description	safety thermostat switch-off temp. 132°C 1-pole NC probe ø 3mm probe L 245mm capillary pipe 900mm		
For models:	CB3, CB6, HCM510, HCM510-v.4.0, HCM510-v.5.0, HCM520, HCM520-v.4.0, HCM520-v.5.0, HM505, HM505-v.2.0, HM505-v.3.0, HM510, HM510-v.2.0, HM510-v.3.0, HM520, HM520-v.2.0, HM520-v.3.0, HW+505, HW+505-v.3.0, HW+505-v.4.0, HW+510, HW+510-v.3.0, HW+510-v.4.0, HW+510-v.5.0, HW+520, HW+520-v.3.0, HW+520-v.4.0, HW+520-v.5.0, HW505, HW505-v.3.0, HW505-v.4.0, HW505-v.5.0, HW520, HW520-v.3.0, HW520-v.4.0, HW520-v.5.0		

STIEBEL-ELTRON

			
1			
Part No.	390391	Ref. No.	6.016.008.005
description	safety thermostat switch-off temp. 165°C 2-pole 20A probe ø 3mm capillary pipe 210mm with capillary probe		
For models:	HW10, HWA20, RL101, RL101-1N, RL101-3N, RL111, RL111-1N, RL111-3N, RL118, RL121-1N, RL121-3N, RL211, RL211-1N, RL211-3N, RL212-1N, RL212-3N, RL221, RL221-1N, RL221-3N, RL222-1N, RL222-3N, RL411-1N, RL411-3N, RL413-1N, RL413-3N		




switches and momentary switches

rocker/momentary rocker switches

30x11mm



Part No.	301260	Ref. No.	6.004.001.080
description	rocker switch mounting measurements 30x11mm orange 1NO/ indicator light 250V 16A connection male faston 6.3mm ambient temperature max. 105°C protection IP40 with cover cap		
For models:	B10, B10HW, B10HW-5, B20, B20HW, B20HW-5, B40, B5, B5HW, B5HW-5, HCM510-v.4.0, HCM520-v.4.0, VHG10, VHG10T, VHG20, VHG20T, VHG40, VHG40T, VHG5, VHG5T		
accessories for	301260		
	Part No.	301035	Ref. No. —
	protective cover mounting measurements 30x11mm		

30x22mm



Part No.	347394	Ref. No.	6.004.001.081
description	rocker switch mounting measurements 30x22mm white 2NO 250V 16A illuminated 0-I connection male faston 6.3mm ambient temperature max. 125/55°C protection IP65 with rubber collar		
For models:	B10, B10HW, B10HW-5, B20, B20HW, B20HW-5, B40, B5, B5HW, B5HW-5, HCM510-v.5.0, HCM520-v.5.0, VHG10, VHG10T, VHG20, VHG20T, VHG40, VHG40T, VHG5, VHG5T		

34x15mm



Part No.	347414	Ref. No.	6.004.001.058 6.004.001.077
description	momentary rocker switch mounting measurements 30x15mm black 1NO 250V 6A with frame connection male faston 6.3mm ambient temperature max. 85°C protection IP40		
For models:	Chiller-v.1.0, HW+505, HW+505-v.3.0, HW+505-v.4.0, HW+510, HW+510-v.3.0, HW+510-v.4.0, HW+520, HW+520-v.3.0, HW+520-v.4.0, HWA30-D, HWA60-D		



Part No.	345284	Ref. No.	6.004.001.069
description	rocker switch mounting measurements 34x15mm clear 11NO 230V 16A illuminated connection male faston 4.8mm		
For models:	B10, B10HW, B10HW-5, B20, B20HW, B20HW-5, B40, B5, B5HW, B5HW-5, BFT321, BFT321AT, BFT322, Chiller-v.2.0, HWA30-D, HWA60-D, KMD, Matic2, Matic2-KTS, Matic2WB, Matic3, Matic3-KTS, Matic3WB, MaticTwin-1N, MaticTwin-3N, MaticTwin-KTS-230V3N, MaticTwin-KTS-400V3N, Mondo1, Mondo2, Mondo2-KTS, Mondo3WB, MondoTwin-1N, MondoTwin-3N, MondoTwin-KTS-230V3N, MondoTwin-KTS-400V3N, RXL131, RXL141, RXL231, RXL241, RXL3, RXL31, RXL4, RXL41, RXL5, RXL55, RXL575, RXL585, RXL6, RXL676, RXL75... (Other models you can see in the webshop)		



Part No.	345283	Ref. No.	6.004.001.045 6.004.001.051
description	rocker switch mounting measurements 34x15mm orange 1NO/ indicator light 250V 10A illuminated connection male faston 6.3mm ambient temperature max. 85°C protection IP40		
For models:	AM112, AM112AT, B10HW, B20HW, B5HW, CB5, CB6, GFA70, HP1, HP2, HW10, HWA20, HWA50, HWD30, Matic2, Matic2WB, Matic3, MaticTwin, MaticTwin-1N, MaticTwin-3N, Mondo1, Mondo2, Mondo3WB, MondoTwin, MondoTwin-1N, MondoTwin-3N, Novo2, RL101-1N, RL101-3N, RL102-1N, RL102-3N, RL111-1N, RL111-3N, RL112-1N, RL112-3N, RL118, RL121-3N, RL211-1N, RL211-3N, RL212-1N, RL212-3N, RL214-1N, RL221-1N, RL221-3N, RL222-1N, RL222-3N, RL224-1N, RL224-3N, RL411-1N, RL411-3N... (Other models you can see in the webshop)		

accessories

frame



Part No.	347416	Ref. No.	6.401.217.001
description	frame external size 15x35mm internal size 12.7x28mm suitable for BONAMAT black		
For models:	Matic2, Matic2-KTS, Matic2WB, Matic3, Matic3-KTS, Matic3WB, MaticTwin-1N, MaticTwin-3N, MaticTwin-KTS-230V3N, MaticTwin-KTS-400V3N, Mondo1, Mondo2, Mondo2-KTS, Mondo3WB, MondoTwin-1N, MondoTwin-3N, MondoTwin-KTS-230V3N, MondoTwin-KTS-400V3N, RXL131, RXL141, RXL231, RXL241, RXL3, RXL31, RXL4, RXL41, RXL5, RXL55, RXL575, RXL585, RXL6, RXL676, RXL75, RXL76, RXL8, RXL85, RXL86		



Part No.	345289	Ref. No.	6.004.001.070
description	frame suitable for BONAMAT grey		
For models:	BFT321, BFT321AT, BFT322, Chiller-v.2.0, HWA30-D, HWA60-D, KMD, Matic2WB, Matic3WB, Mondo3WB, TH10, TH10-KTS, TH20, THA10, THA10-KTS, THA20		


float switches



Part No.	347382	Ref. No.	6.301.552.000
description	float switch thread 1/8" 1NO ø 20mm L 40mm mounting ø 10mm 240V 0.5A male faston 2.8mm cable length 150mm		
For models:	Chiller-v.1.0, Iso, Novo		



			
1			
Part No.	347381	Ref. No.	6.401.018.000
description	float switch thread 10.8 1NO \varnothing 20mm L 40mm mounting \varnothing 10.8mm 250V 0.5A cable cable length 170mm		
For models:	Mondo1, Mondo2, Mondo2-KTS, Mondo3WB, MondoTwin-1N, MondoTwin-3N, MondoTwin-KTS-230V3N, MondoTwin-KTS-400V3N, TH10, TH10-KTS, TH20		


			
1			
Part No.	347391	Ref. No.	6.000.101.003
description	float switch \varnothing 41mm L 230mm mounting \varnothing 45mm 6-pole		
For models:	Matic, MaticTwin, THA		


floats

			
1			
Part No.	525283	Ref. No.	6.101.093.001
description	float \varnothing 25mm H 26mm plastic		
For models:	Iso, Mondo, MondoTwin, Novo, TH		


magnetic switches

 \varnothing 6mm

			
1			
Part No.	347388	Ref. No.	6.101.071.000
description	magnetic switch NO connection plug-in connection cable length 160mm L 45mm mounting \varnothing 6mm		
For models:	Iso, Novo		

			
1			
Part No.	347387	Ref. No.	6.101.113.000
description	magnetic switch NO connection plug-in connection cable length 200mm L 45mm mounting \varnothing 6mm		
For models:	Mondo, MondoTwin, TH		

 \varnothing 10mm

			
1			
Part No.	347409	Ref. No.	6.000.205.429 6.000.247.257
description	magnetic switch 165V 0.75A P max. 120W probe L 39mm 1NO connection plug cable length 800mm		
For models:	B10, B10HW, B20, B20HW, B40, B5, B5HW, GFA70		


lamps

indicator lights


indicator lights (complete)


 \varnothing 12mm

with plug-in socket

			
1			
Part No.	359053	Ref. No.	6.005.001.035
description	indicator light \varnothing 12mm 230V red		
For models:	CB3, CB6, HCM510, HCM510-v.4.0, HCM520, HCM520-v.4.0, HM505, HM505-v.2.0, HM510, HM510-v.2.0, HM520, HM520-v.2.0, HW+505, HW+505-v.3.0, HW+510, HW+510-v.3.0, HW+520, HW+520-v.3.0, HW505, HW505-v.3.0, HW510, HW510-v.3.0, HW520, HW520-v.3.0, Mondo1, Mondo2, Mondo3WB, MondoTwin-1N, MondoTwin-3N, Novo2, Percolator45, Percolator75, RL118, RL411-1N, RL411-3N, TH10, TH20		




			
1			
Part No.	359052	Ref. No.	6.005.001.034
description	indicator light ø 12mm 230V yellow		
For models:	HCM510-v.4.0, HCM510-v.5.0, HCM520-v.4.0, HCM520-v.5.0, HM505, HM505-v.2.0, HM505-v.3.0, HM510, HM510-v.2.0, HM510-v.3.0, HM520, HM520-v.2.0, HM520-v.3.0, HW+505, HW+505-v.3.0, HW+505-v.4.0, HW+510, HW+510-v.3.0, HW+510-v.4.0, HW+510-v.5.0, HW+520, HW+520-v.3.0, HW+520-v.4.0, HW+520-v.5.0, HW505, HW505-v.3.0, HW505-v.4.0, HW505-v.5.0, HW510, HW510-v.3.0, HW510-v.4.0, HW510-v.5.0, HW520, HW520-v.3.0, HW520-v.4.0, HW520-v.5.0, HWA50, HWA505, HWA510, HWA520, Mondo1, Mondo2, Mondo3WB, MondoTwin, MondoTwin-1N, MondoTwin-3N, Novo2, RL118, RL216, RL226...(Other models you can see in the webshop)		

			
2			
Part No.	359057	Ref. No.	6.005.001.032
description	indicator light ø 12mm 24V red connection male faston 2.8mm		
For models:	AM112, AM112AT, HWA50, Mondo1, Mondo2, Mondo3WB, MondoTwin, MondoTwin-1N, MondoTwin-3N, RL118, RL216, RL226, RL411-1N, RL411-3N, TH10, TH20		

contactors

TELEMECANIQUE (Schneider Electric)

power contactors

			
1			
Part No.	380969	Ref. No.	6.004.008.025
description	power contactor resistive load 20A 230VAC (AC3/400V) 9A/4kW main contacts 2NO/2NC connection screw connection type LC1K09008P7		
For models:	RL101-1N, RL102-1N, RL111-1N, RL112-1N, RL211-1N, RL221-1N, RL411-1N		

			
1			
Part No.	380479	Ref. No.	6.004.008.014
description	power contactor resistive load 25A 230VAC (AC3/400V) 9A/4kW main contacts 3NO auxiliary contacts 1NO/1NC connection screw connection type LC1D09P7		
For models:	AM112, AM112AT, B20, B20HW, B20HW-5, HWA50, HWD30, RL102, RL102-1N, RL102-3N, RL112-1N, RL112-3N, RL212, VH10, VH20		

			
1			
Part No.	380976	Ref. No.	6.004.008.015
description	power contactor resistive load 32A 230VAC (AC3/400V) 18A/7.5kW main contacts 3NO auxiliary contacts 1NO/1NC connection screw connection		
For models:	B40, VH40		


TRIPUS (Eichhoff)

small relay switches

			
1			
Part No.	380121	Ref. No.	6.004.002.068
description	small relay switch 230V main contacts 3NO/1NC auxiliary contacts knob ø70mm (227-piece) connection Faston 6.3mm type E3250 resistive load 16A		
For models:	B10, B10HW, B10HW-5, B20HW, B20HW-5, B5, B5HW, B5HW-5, BFT321, BFT321AT, BFT322, GFA70, HWA60-D		

solid state relays

CRYDOM

			
1			
Part No.	402644	Ref. No.	6.004.024.003
description	solid state relay CRYDOM 1 phase 25A 240V 3-32VDC L 58mm W 45mm male faston 6.3mm type CSW2425FGH-6997 3-32VDC		
For models:	BFT322, Bolero10, Bolero101, Bolero10-BS, Bolero10-F, Bolero10-MT, Bolero10-PA, Bolero10-v.1.0, Bolero10-v.2.0, Bolero11, Bolero111, Bolero11-BS, Bolero11-F, Bolero11-MT, Bolero11-PA, Bolero11-v.1.0, Bolero11-v.2.0, Bolero20, Bolero20-Maggi, Bolero21, Bolero211, Bolero22, BoleroXL-313, BoleroXL32, BoleroXL-323, BoleroXL32F, BoleroXL33, BoleroXL-333, BoleroXL42, BoleroXL-423, BoleroXL43, BoleroXL-433, FreshOne, FreshOne-Grinder		



relays

power relays

with bracket mounting




1

Part No.	380815	Ref. No.	6.004.002.055
description	power relays 230VAC 16A 2NO connection male faston 6.3mm flange dimensions 36x38x68mm		
For models:	RL101, RL101-1N, RL101-3N, RL111, RL111-1N, RL111-3N, RL121-3N, RL211, RL211-1N, RL211-3N, RL212, RL212-1N, RL212-3N, RL214, RL214-1N, RL216, RL221, RL221-1N, RL221-3N, RL222-1N, RL222-3N, RL224-1N, RL224-3N		

with special fixing



1

Part No.	380053	Ref. No.	6.004.002.064
description	power relays 230VAC 16A with adapter 2-pole		
For models:	HWA20, HWA30-D, RL413-1N, RL413-3N, TH20, THA20		
spare parts for	380053		
	Part No.	380318	Ref. No. —
	power relays SCHRACK 230VAC 16A 2NO connection coded plug manufact. no. 0419 120301 00 2-pole		

miscellaneous



1

Part No.	380929	Ref. No.	6.004.002.088
description	power relays 240V connection male faston 6.3mm 1NO 25A voltage DC 12V		
For models:	RLX141, RLX241, RLX4, RLX41, RLX585, RLX8, RLX85, RLX86		

transformers

encapsulated transformers

multiple connections



1

Part No.	402638	Ref. No.	6.004.011.070
description	transformer primary 240V secondary 8-10V 40VA secondary 0.8-40A connection male faston 50/60Hz		
For models:	BFT321, BFT321AT, BFT322		

probes

producer-specific probes

probes



1

Part No.	378508	Ref. No.	6203674000
description	temperature probe cable length 0.5m		
For models:	AM112, AM112AT, HWA50		



1


Part No.	379500	Ref. No.	6.236.188.000
description	temperature probe NTC 1kOhm cable PVC probe -40 up to +110°C cable -10 up to 100°C connection male faston 2.8mm thread probe eye M3 cable length 0.3m		
For models:	B10, B10HW, B10HW-5, B20, B20HW, B20HW-5, B40, B5, B5HW, B5HW-5, Bolero10, Bolero101, Bolero10-BS, Bolero10-F, Bolero10-MT, Bolero10-PA, Bolero11, Bolero111, Bolero11-BS, Bolero11-F, Bolero11-MT, Bolero11-PA, Bolero20, Bolero20-Maggi, Bolero21, Bolero211, Bolero22, BoleroTurboXL-4L, BoleroXL-313, BoleroXL32, BoleroXL-323, BoleroXL32F, BoleroXL33, BoleroXL-333, BoleroXL42, BoleroXL-423, BoleroXL43, BoleroXL-433, Combino, DOS10, DOS20, DOS40, Fresh-More-220, FreshMore-221, FreshMore-310, FreshMore-311, FreshOne, FreshOne-Grinder, HWA30-D, HWA40-1phase...(Other models you can see in the webshop)		



1


Part No.	379241	Ref. No.	6.214.211.000
description	temperature probe NTC 900kOhm cable PVC probe -40 up to +110°C cable -10 up to 100°C connection coded plug thread probe eye M3 cable length 0.5m		
For models:	BFT321, BFT321AT, BFT322		





			
1			
Part No.	379697	Ref. No.	6.000.236.017
description	temperature probe PTC cable probe -50 up to +150°C cable°C connection male faston 2.8mm thread 1/4" probe ø6.2x7mm cable lengthm		
For models:	B10HW, B20HW, B5HW, HWA20, RL101, RL101-1N, RL101-3N, RL111, RL111-1N, RL111-3N, RL121-1N, RL121-3N, RL211, RL211-1N, RL211-3N, RL212-1N, RL212-3N, RL221, RL221-1N, RL221-3N, RL222-1N, RL222-3N, RL413-1N, RL413-3N		

electronics


PCBs



			
1			
Part No.	400615	Ref. No.	6.202.966.000
description	control PCB coffee machine Matic 2/3		
For models:	Chiller-v.2.0, Chiller-v.3.0, Chiller-v.4.0, Matic2, Matic2-KTS, Matic2WB, Matic3, Matic3-KTS, Matic3WB, MaticTwin-1N, MaticTwin-3N, MaticTwin-KTS-230V3N, MaticTwin-KTS-400V3N, THA10, THA10-KTS, THA20		

			
1			
Part No.	400611	Ref. No.	6.301.714.000
description	display PCB with display		
For models:	Mondo1, Mondo2, Mondo2-KTS, Mondo3WB, MondoTwin-1N, MondoTwin-3N, MondoTwin-KTS-230V3N, MondoTwin-KTS-400V3N, TH10, TH10-KTS, TH20		

			
1			
Part No.	400617	Ref. No.	6.202.998.000
description	keypad PCB		
For models:	RL121-3N, RL413-1N, RL413-3N		

			
1			
Part No.	400625	Ref. No.	6.211.900.000
description	keypad PCB		
For models:	B10HW, B20HW, B5HW		


			
1			
Part No.	402737	Ref. No.	6.214.112.000
description	keypad PCB BFT suitable for BONAMAT buttons 4		
For models:	BFT321, BFT321AT, BFT322		


			
1			
Part No.	402642	Ref. No.	6.205.861.000
description	keypad PCB coffee machine B10 HW L 135mm W 110mm with display buttons 8		
For models:	B10, B10HW, B10HW-5, B20, B20HW, B20HW-5, B40, B5, B5HW, B5HW-5		
accessories for	402642		
		Part No.	402646
		Ref. No.	6.205.862.001
	buttons strip W 107mm L 112mm buttons 8 edition since 2000		


			
1			
Part No.	402648	Ref. No.	6.000.201.630
description	keypad PCB L 160mm W 100mm countries GB/IRL with housing buttons 1		
For models:	Iso		


			
1			
Part No.	402641	Ref. No.	6.000.201.620
description	keypad PCB L 160mm W 100mm suitable for BONAMAT with housing buttons 2		
For models:	Iso, Novo		





			
1			
Part No.	402651	Ref. No.	6.101.161.000
description	keypad PCB L 165mm W 40mm with display buttons 5		
For models:	Matic, MaticTwin		


			
1			
Part No.	402653	Ref. No.	6.101.048.000
description	keypad PCB L 80mm W 65mm buttons 2		
For models:	Novo		


			
1			
Part No.	402650	Ref. No.	6.101.153.000
description	keypad PCB L 82mm W 65mm countries GB/IRL buttons 2		
For models:	Novo		


			
1			
Part No.	402688	Ref. No.	6.101.160.000
description	keypad PCB L 84mm W 39mm buttons 2		
For models:	Mondo, MondoTwin, TH		


			
1			
Part No.	400613	Ref. No.	6.202.623.000
description	keypad PCB MATIC		
For models:	AM112, AM112AT, Matic2, Matic2WB, Matic3, MaticTwin, MaticTwin-1N, MaticTwin-3N, RL101, RL101-1N, RL101-3N, RL102, RL102-1N, RL102-3N, RL111, RL111-1N, RL111-3N, RL112-1N, RL112-3N, RL211, RL211-1N, RL211-3N, RL212, RL212-1N, RL212-3N, RL214, RL214-1N, THA10, THA20		


			
1			
Part No.	402741	Ref. No.	6.213.501.000
description	keypad PCB RLX suitable for BONAMAT buttons 2		
For models:	RLX131, RLX141, RLX231, RLX241, RLX3, RLX31, RLX4, RLX41, RLX5, RLX55, RLX575, RLX585, RLX6, RLX676, RLX75, RLX76, RLX8, RLX85, RLX86		

			
1			
Part No.	402686	Ref. No.	6.101.162.000
description	keypad PCB THA L 165mm W 38mm with display buttons 5		
For models:	THA		

			
1			
Part No.	402735	Ref. No.	6.211.990.000
description	keypad unit black/yellow/red buttons 5 type B5-B40 Computronic		
For models:	B10, B20, B40, B5		


			
1			
Part No.	400610	Ref. No.	6.301.106.000 6.301.713.000
description	net board coffee machine Mondo 1/2/3 model MONDO TH10 since year of construction 1996		
For models:	Mondo1, Mondo2, Mondo2-KTS, Mondo3WB, MondoTwin, MondoTwin-1N, MondoTwin-3N, MondoTwin-KTS-230V3N, MondoTwin-KTS-400V3N, RL118, RL216, RL226, RL411-1N, RL411-3N, TH10, TH10-KTS, TH20		

			
1			
Part No.	400614	Ref. No.	6.202.970.000
description	PCB		
For models:	Matic2, Matic2WB, Matic3, Matic3WB, MaticTwin-1N, MaticTwin-3N, RL121-3N		


1

Part No.	400621	Ref. No.	6.256.184.000
description	PCB		
For models:	HWD30, RL102, RL102-3N, RL112-1N, RL112-3N, RL212, RL222		




1

Part No.	402798	Ref. No.	6.214.190.000
description	PCB for BONAMAT for BFT321-011		
For models:	BFT321AT		




1

Part No.	401830	Ref. No.	6.236.232.000
description	PCB		
For models:	B10HW, B20HW, B5HW, HWA20, RL101-1N, RL101-3N, RL111-1N, RL111-3N, RL121-1N, RL121-3N, RL211-1N, RL211-3N, RL212-1N, RL212-3N, RL221-1N, RL221-3N, RL222-1N, RL222-3N, RL413-1N, RL413-3N		




1

Part No.	402742	Ref. No.	6.284.133.000
description	PCB for BONAMAT for HWA		
For models:	AM112, AM112AT, HWA50		




1

Part No.	402740	Ref. No.	6.213.495.000
description	PCB		
For models:	RLX131, RLX141, RLX231, RLX241, RLX31, RLX41		




1

Part No.	402758	Ref. No.	6.256.207.000
description	PCB for BONAMAT for RLX		
For models:	RLX141, RLX241, RLX4, RLX41, RLX585, RLX8, RLX85, RLX86		



1

Part No.	402760	Ref. No.	6.214.236.000
description	PCB for BONAMAT for BFT321-001		
For models:	BFT321		



1

Part No.	402759	Ref. No.	6.213.504.000
description	PCB for BONAMAT for RLX		
For models:	RLX5, RLX55, RLX575, RLX585, RLX6, RLX676, RLX75, RLX76, RLX85, RLX86		



1

Part No.	402697	Ref. No.	6.301.719.000
description	PCB L 110mm W 60mm countries GB/IRL 240V		
For models:	Mondo1, Mondo2, Mondo3WB, MondoTwin-1N, MondoTwin-3N, TH10, TH20		



1

Part No.	402652	Ref. No.	6.101.047.000
description	PCB L 120mm W 65mm 230V		
For models:	Matic, MaticTwin, Mondo, MondoTwin, TH, THA		



1

Part No.	402689	Ref. No.	6.101.151.000
description	PCB L 120mm W 65mm countries UK 230V		
For models:	Matic, MaticTwin, Mondo, MondoTwin, TH, THA		



1

Part No.	402640	Ref. No.	6.205.873.000
description	PCB L 130mm W 125mm edition since 11/2000 240V for BONAMAT		
For models:	B10, B20, B40, B5		



1

Part No.	402830	Ref. No.	6.236.264.000
description	PCB L 140mm W 70mm 240V		
For models:	RLX131, RLX231, RLX3, RLX31, RLX575, RLX676, RLX75, RLX76		



1

Part No.	402639	Ref. No.	6.205.774.000
description	PCB L 155mm W 100mm 240V for B 10 HW		
For models:	B10HW		



1

Part No.	402649	Ref. No.	6.206.542.000
description	PCB L 155mm W 100mm 240V for B 20 HW		
For models:	B20HW		




1

Part No.	402743	Ref. No.	6.236.191.000
description	PCB L 155mm W 100mm for BONAMAT for HWA for model 30-D/60-D		
For models:	HWA30-D, HWA60-D		





1

Part No.	402696	Ref. No.	6.000.201.671
description	PCB L 160mm W 100mm countries GB/IRL 60V with housing		
For models:	Novo		




1

Part No.	402643	Ref. No.	6.205.874.000
description	PCB L 160mm W 125mm edition since 11/2000 240V for BONAMAT		
For models:	B10HW, B20HW, B5HW		




1

Part No.	402799	Ref. No.	6.214.237.000
description	PCB L 160mm W 130mm for BONAMAT for BFT322-001		
For models:	BFT322		



1


Part No.	400616	Ref. No.	6.402.061.000
description	PCB suitable for BONAMAT		
For models:	RL413-1N, RL413-3N, THA10, THA20		



1

Part No.	402744	Ref. No.	6.228.019.000
description	PCB suitable for BONAMAT buttons 2 for HWA		
For models:	HWA30-D, HWA60-D, KMD		

programming device




1

Part No.	402736	Ref. No.	6.000.214.014
description	programmer for coffee machine suitable for BONAMAT BFT321-001		
For models:	BFT321		



1

Part No.	402796	Ref. No.	6.000.214.028
description	programmer for coffee machine suitable for BONAMAT BFT321-011		
For models:	BFT321AT		




1

Part No.	402797	Ref. No.	6.000.214.027
description	programmer for coffee machine suitable for BONAMAT BFT322-001		
For models:	BFT322		

keypads


front foils





1


Part No.	402746	Ref. No.	6.200.113.202
description	front foil suitable for BONAMAT for RLX for model 2 L 73mm W 55mm		





			
1			
Part No.	402747	Ref. No.	6.200.113.203
description	keypad foil suitable for BONAMAT L 74mm W 55mm buttons 2 for model 3		
For models:	RLX131, RLX231, RLX3, RLX31		


			
1			
Part No.	531116	Ref. No.	6.200.113.204
description	keypad foil suitable for BONAMAT L 74mm W 55mm buttons 2 for model 4		
For models:	RLX141, RLX241, RLX4, RLX41		

			
1			
Part No.	531058	Ref. No.	6.200.113.205
description	keypad foil suitable for BONAMAT L 74mm W 55mm buttons 2 for model 5		
For models:	RLX5, RLX55, RLX575, RLX585, RLX75, RLX85		


			
1			
Part No.	531059	Ref. No.	6.200.113.206
description	keypad foil suitable for BONAMAT L 74mm W 55mm buttons 2 for model 6		
For models:	RLX6, RLX676, RLX76, RLX86		

			
1			
Part No.	531115	Ref. No.	6.200.113.207
description	keypad foil suitable for BONAMAT L 74mm W 55mm buttons 2 for model 7		
For models:	RLX575, RLX676, RLX75, RLX76		


			
1			
Part No.	531117	Ref. No.	6.200.113.208
description	keypad foil suitable for BONAMAT L 74mm W 55mm buttons 2 for model 8		
For models:	RLX585, RLX8, RLX85, RLX86		

			
1			
Part No.	402745	Ref. No.	6.200.113.201
description	keypad foil suitable for BONAMAT L 74mm W 55mm for model 1		
For models:	RLX131, RLX141, RLX231, RLX241, RLX31, RLX41		

keypad units


			
1			
Part No.	400622	Ref. No.	6.211.471.000 6.211.916.000
description	keypad unit		
For models:	B10, B20, B40, B5, VHG10, VHG20, VHG40		


accessories

			
1			
Part No.	402646	Ref. No.	6.205.862.001
description	buttons strip W 107mm L 112mm buttons 8 edition since 2000		
For models:	B10, B10HW, B10HW-5, B20, B20HW, B20HW-5, B40, B5, B5HW, B5HW-5		

solenoid valves


solenoid valves (water)

ELBI			
			
1			
Part No.	373004	Ref. No.	6.016.001.019
description	solenoid valve single straight 230VAC inlet 3/4" outlet 11.5mm output 0.5l/min ELBI flow regulating valve outlet red		
For models:	HWA30-D, HWD30, RLX3, RLX4		


1

Part No.	373002	Ref. No.	6.016.001.045
description	solenoid valve single straight 230VAC inlet 3/4" outlet 11.5mm output 1.2l/min duty cycle 100% ELBI 329 flow regulating valve outlet white		
For models:	HWA60-D		




1

Part No.	370597	Ref. No.	6.016.001.077
description	solenoid valve double straight 230VAC inlet 3/4" outlet 11.5mm ELBI plastic output A 2l/min output B 2.5l/min flow regulating valve outlet A white flow regulating valve outlet B orange		
For models:	B10HW-5, B20HW-5, B5HW-5		




1

Part No.	370184	Ref. No.	6.016.001.033
description	solenoid valve double straight 230VAC inlet 3/4" outlet 11.5mm t. max. 90°C ELBI plastic flow regulating valve inlet white output A 2.5l/min output B 0.5l/min flow regulating valve outlet A orange		
For models:	B10HW, B20HW, B5HW		




1

Part No.	370181	Ref. No.	6.016.001.022 6.016.001.036
description	solenoid valve double straight 230VAC inlet 3/4" outlet 11.5mm t.max. 90°C ELBI plastic output A 2.5l/min output B 2.5l/min flow regulating valve outlet A orange flow regulating valve outlet B orange		
For models:	AM112, AM112AT, Matic, MaticTwin, MaticTwin-1N, MaticTwin-3N, MaticTwin-KTS-230V3N, MaticTwin-KTS-400V3N, RL101, RL101-1N, RL101-3N, RL111, RL111-1N, RL111-3N, RL211-1N, RL211-3N, RL224, RL224-1N, RL224-3N, RL413-1N, RL413-3N, RLX55		



1

Part No.	370182	Ref. No.	6.016.001.028
description	solenoid valve triple straight 230VAC inlet 3/4" outlet 11.5mm t.max. 90°C ELBI plastic flow regulating valve inlet white output A 2.5l/min output B 2.5l/min output C 2.5l/min flow regulating valve outlet A orange flow regulating valve outlet B orange flow regulating valve outlet C orange		
For models:	RL121-3N, RL211, RL221, RL221-1N, RL221-3N		



1


Part No.	370185	Ref. No.	6.016.001.027
description	solenoid valve triple straight 230VAC inlet 3/4" outlet 11.5mm t.max. 90°C ELBI plastic output A 2.5l/min output B 0.5l/min output C 2.5l/min flow regulating valve outlet A orange flow regulating valve outlet B red flow regulating valve outlet C orange		
For models:	BFT321, BFT321AT, BFT322, RL222, RL222-1N, RL222-3N, RLX131, RLX575, RLX585, RLX676		

ROBERTSHAW/INVENSYS

medium temperature: 90°C 90°C 60°C
 ambient temperature: 60°C 25°C 60°C
 duty cycle: 40% 100% 100%


solenoid valves with reducers

single



1


Part No.	373003	Ref. No.	6.016.001.017
description	solenoid valve single straight 230VAC inlet 3/4" outlet 11.5mm EATON (INVENSYS) flow regulating valve inlet dark brown		
For models:	B10, B20, B5, HWA50, RL214, RL214-1N, RLX5, THA10, VHG3		











1












Part No.	371140	Ref. No.	6.016.001.078
description	solenoid valve single straight 230VAC inlet 3/4" outlet 11.5mm input 9l/min EATON (INVENSYS)		
For models:	B40		




			
1			
Part No.	370180	Ref. No.	6.016.001.035
description	solenoid valve single straight 230VAC inlet 3/4" outlet 11.5mm output 2.5l/min plastic		
For models:	HWA20, Matic2, Matic2-KTS, Matic2WB, Matic3, Matic3-KTS, Matic3WB, THA, THA10, THA10-KTS, THA20		

2-fold			
			
1			
Part No.	370183	Ref. No.	6.016.001.026
description	solenoid valve double straight 230VAC inlet 3/4" outlet 11.5mm t.max. 90°C EATON (INVENSYS) plastic output A 0.5l/min output B 2.5l/min flow regulating valve outlet A yellow flow regulating valve outlet B dark brown		
For models:	B10HW, B20HW, B5HW, RL102, RL102-1N, RL102-3N, RL112-1N, RL112-3N, RL212, RL212-1N, RL212-3N, RLX231, RLX241, RLX31, RLX41, RLX75, RLX76, RLX85		

TP			
			
1			
Part No.	370017	Ref. No.	6.016.001.001
description	solenoid valve single straight 230VAC inlet 3/4" outlet 11.5mm DN10 TP p max 10bar		
For models:	B10, B20, B40, B5, Chiller-v.1.0, GFA70, HW+505, HW+505-v.3.0, HW+505-v.4.0, HW+510, HW+510-v.3.0, HW+510-v.4.0, HW+510-v.5.0, HW+520, HW+520-v.3.0, HW+520-v.4.0, HW+520-v.5.0, VH10, VH20, VH40		
spare parts for	370017		
	Part No.	371013	Ref. No. —
	solenoid coil TP 230VAC 50/60Hz		
accessories for	370017		
	Part No.	371220	Ref. No. —
	reducer TP flow rate 3l/min red tolerance ±15%		
	Part No.	371221	Ref. No. —
	reducer TP flow rate 5.5l/min yellow tolerance ±15%		
	Part No.	371222	Ref. No. —
	reducer TP flow rate 6l/min grey tolerance ±15%		
	Part No.	371223	Ref. No. —
	reducer TP flow rate 10l/min white tolerance ±15%		
	Part No.	371224	Ref. No. —
	reducer TP flow rate 12l/min bronze tolerance ±15%		

accessories for	370017		
	Part No.	371225	Ref. No. —
	reducer TP flow rate 16l/min light brown tolerance ±15%		
	Part No.	371226	Ref. No. —
	reducer TP flow rate 20l/min red tolerance ±15%		
	Part No.	371230	Ref. No. —
	reducer TP flow rate 0.25l/min red tolerance ±25%		
	Part No.	371231	Ref. No. —
	reducer TP flow rate 0.35l/min violet tolerance ±25%		
	Part No.	371232	Ref. No. —
	reducer TP flow rate 0.5l/min orange tolerance ±25%		
	Part No.	371233	Ref. No. —
	reducer TP flow rate 0.8l/min white tolerance ±25%		
	Part No.	371234	Ref. No. —
	reducer TP flow rate 1l/min light blue tolerance ±25%		
	Part No.	371235	Ref. No. —
	reducer TP flow rate 1.2l/min brown tolerance ±25%		
	Part No.	371236	Ref. No. —
	reducer TP flow rate 1.5l/min light brown tolerance ±25%		
	Part No.	371237	Ref. No. —
	reducer TP flow rate 2.5l/min yellow tolerance ±25%		
	Part No.	371238	Ref. No. —
	reducer TP flow rate 3.4l/min dark green tolerance ±25%		
	Part No.	371239	Ref. No. —
	reducer TP flow rate 5l/min black tolerance ±25%		
	Part No.	371240	Ref. No. —
	reducer TP flow rate 8l/min blue tolerance ±20%		

metal			
M&M			
2-way			
miscellaneous			
			
1			
Part No.	370610	Ref. No.	6.016.001.047
description	solenoid valve brass 230VAC inlet 1/4" M&M coil type 2700 p max 0.2bar p min 0bar 230V outlet 10/6mm		
For models:	AM112AT, BFT321AT, DOS10, DOS20, DOS40, HWA30-D, HWA60-D		



solenoid valves (various)



Part No.	370607	Ref. No.	6.016.001.073
description	solenoid valve inlet 4mm outlet 4mm 3-way M&M coil type 2700 p max 10bar 230V brass NC inlet 4mm		
For models:	BFT321, BFT321AT, BFT322		

pressure switches

for coffee machines

ø 45mm



Part No.	541100	Ref. No.	6.016.015.005
description	pressure control ø 45mm triggering pressure 0.5bar reset pressure 0.3bar pressure range 0.3/0.5bar pressure connection vertical coffee machine parts connection 6mm suitable for BONAMAT pressure connection 6mm		
For models:	HWD30, RL102, RL102-1N, RL102-3N, RL112-1N, RL112-3N, RL212, RL222		


electrodes




Part No.	402754	Ref. No.	6.205.610.000
description	level electrode probe L 107mm suitable for BONAMAT for B10 HW edition before 2000		
For models:	B10HW		



Part No.	402756	Ref. No.	6.205.856.000
description	level electrode probe L 120mm suitable for BONAMAT for B5 HW, B10 HW, B20 HW edition since 2000		
For models:	B10, B10HW, B10HW-5, B20, B20HW, B20HW-5, B40, B5, B5HW, B5HW-5		




Part No.	402757	Ref. No.	6.205.855.000
description	level electrode probe L 120mm suitable for BONAMAT for B5, B10, B20, B40 +HW edition since 2000		
For models:	B10, B10HW, B10HW-5, B20, B20HW, B20HW-5, B40, B5, B5HW, B5HW-5		



Part No.	402738	Ref. No.	6.206.453.000
description	level electrode probe L 125mm suitable for BONAMAT for BFT		
For models:	B20HW		



Part No.	402876	Ref. No.	6.000.210.130
description	level electrode probe L 130mm ø 3mm suitable for BONAMAT for B20/B40		
For models:	B20, B40		

1

Part No.	402752	Ref. No.	6.205.611.000
description	level electrode probe L 50mm suitable for BONAMAT for B HW edition before 2000		
For models:	B10HW, B20HW, B5HW		




1

Part No.	402751	Ref. No.	6.000.211.363
description	level electrode probe L 70mm suitable for BONAMAT for B5 edition before 2000		
For models:	B5		




1

Part No.	402753	Ref. No.	6.211.953.000
description	level electrode probe L 96mm suitable for BONAMAT for B5 HW edition before 2000		
For models:	B5HW		




1

Part No.	525854	Ref. No.	6.000.214.022
description	level electrode suitable for BONAMAT for BFT		
For models:	BFT321AT, DOS10, DOS20, DOS40		




1

Part No.	525855	Ref. No.	6.000.214.001
description	level electrode suitable for BONAMAT for BFT		
For models:	BFT321, BFT322		




1

Part No.	402645	Ref. No.	6.214.096.000
description	level electrode total length 130mm probe L 92mm insulated probe length 22mm connection \varnothing 2.5x11mm \varnothing 2.5mm		
For models:	BFT322, RLX141, RLX241, RLX4, RLX41, RLX585, RLX8, RLX85, RLX86		



1

Part No.	402755	Ref. No.	6.000.236.018 6.000.236.060 6.236.009.001
description	level electrode total length 67mm probe L 40mm insulated probe length 23mm		
For models:	B10HW, B20HW, B5HW, HWA20, RL101, RL101-1N, RL101-3N, RL111, RL111-1N, RL111-3N, RL121-1N, RL121-3N, RL211, RL211-1N, RL211-3N, RL212-1N, RL212-3N, RL221, RL221-1N, RL221-3N, RL222-1N, RL222-3N, RL413-1N, RL413-3N		



1

Part No.	402647	Ref. No.	6.000.201.496
description	level electrode with holder total length 85mm		
For models:	HWA30-D, HWA60-D, Mondo1, Mondo2, Mondo3WB, MondoTwin, MondoTwin-1N, MondoTwin-3N, Novo2, RL118, RL216, RL226, RL411-1N, RL411-3N, TH10, TH20		

flow meters and flow sensors

flow meters

miscellaneous




1

Part No.	402739	Ref. No.	6.016.024.001
description	flow meter hose \varnothing 10.5mm plastic approval NSF nominal- \varnothing 2.5mm flow rate 5l/min		
For models:	BFT321, BFT321AT, BFT322		



motors

motors

			
1			
Part No.	501382	Ref. No.	6.000.242.026
description	agitator motor magnetic 220/240V 50Hz CROUZET 16.7W suitable for BONAMAT for HCM		
For models:	HCM510, HCM510-v.4.0, HCM510-v.5.0, HCM520, HCM520-v.4.0, HCM520-v.5.0		

pumps

miscellaneous

pumps

			
1			
Part No.	501381	Ref. No.	6.023.004.014
description	pump 33W 230V 60Hz inlet ø 14mm outlet ø 14mm L 130mm		
For models:	BFT321AT, DOS10, DOS20, DOS40		

fuses

fine fuses

fine fuse holders

			
1			
Part No.	358852	Ref. No.	6.005.012.008
description	fuse holder suitable fuse ø6.3x32mm ø 16mm 1-pole 16A rated 250V L 52mm connection male faston 4.8mm/6.3mm		
For models:	B10, B10HW, B10HW-5, B20, B20HW, B20HW-5, B40, B5, B5HW, B5HW-5, GFA70, VH20, VH40		


electric accessories


plugs - couplings - power sockets

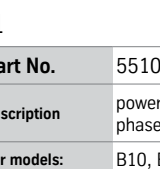
protective contact power sockets


producer-specific power sockets

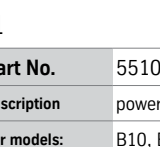
BONAMAT

			
1			
Part No.	551053	Ref. No.	6.205.865.000
description	frame with lid for power socket mounting pos. left anthracite		
For models:	B10, B10HW, B10HW-5, B20, B20HW, B20HW-5, B40, B5, B5HW, B5HW-5		

			
1			
Part No.	551052	Ref. No.	6.205.864.000
description	frame with lid for power socket mounting pos. right anthracite		
For models:	B10, B10HW, B10HW-5, B20, B20HW, B20HW-5, B40, B5, B5HW, B5HW-5		

			
1			
Part No.	551055	Ref. No.	6.006.005.053
description	power socket max. 10A with screw clamps countries CH 240V 1 phase L/N/PE		
For models:	B10, B10HW, B20, B20HW, B40, B5, B5HW		

			
1			
Part No.	551042	Ref. No.	N/A
description	power socket max. 13A countries GB 240V 1 phase L/N/PE		

			
1			
Part No.	551056	Ref. No.	6.006.005.054
description	power socket max. 13A countries GB 240V 1 phase L/N/PE		
For models:	B10, B10HW, B20, B20HW, B40, B5, B5HW		



1

Part No.	551054	Ref. No.	6.006.005.051
description	power socket max. 16A with screw clamps countries F/B 240V 1 phase L/N/PE		
For models:	B10, B10HW, B20, B20HW, B40, B5, B5HW, GFA70		



1

Part No.	551044	Ref. No.	6.006.005.100
description	power socket protective contact socket max. 16A countries DE 240V mounting ø 45mm 1 phase L/N/PE		
For models:	B10, B10HW, B10HW-5, B20, B20HW, B20HW-5, B40, B5, B5HW, B5HW-5		



1

Part No.	551035	Ref. No.	6.006.005.050
description	power socket with lid max. 16A countries DE 240V H 60mm mounting ø 45mm W 60mm 1 phase L/N/PE		
For models:	B10, B10HW, B20, B20HW, B40, B5, B5HW, GFA70, VHG10, VHG20, VHG3, VHG40		

terminals

connection terminals with screw/faston connections



1

Part No.	551026	Ref. No.	6.002.019.150
description	connection terminal 5-pole max. 16A max 400V connection ø2.5mm ² / F6.3 temp.-resist. 150°C cross section 2.5mm ²		
For models:	Matic, MaticTwin, MondoTwin, RL101-1N, RL101-3N, RL102-1N, RL102-3N, RL111, RL111-1N, RL111-3N, RL112-1N, RL112-3N, RL121-3N, RL211, RL211-1N, RL211-3N, RL212, RL212-1N, RL212-3N, RL221-1N, RL221-3N, RL222-1N, RL222-3N, RL226		



1

Part No.	550110	Ref. No.	6.002.019.160
description	power terminal block 5-pole max. 40A max 250V connection M6/ male faston 6.3mm temp.-resist. 130°C		
For models:	B10, B10HW, B10HW-5, B20, B20HW, B20HW-5, B40, B5, B5HW, B5HW-5, BFT321, BFT321AT, BFT322, HWA50, HWA60-D, HWA70-3phases, MaticTwin-KTS-230V3N, MaticTwin-KTS-400V3N, MondoTwin-3N, MondoTwin-KTS-400V3N, RL101-1N, RL102-1N, RL102-3N, RL111-1N, RL111-3N, RL112-1N, RL112-3N, RL121-3N, RL211-1N, RL211-3N, RL212-1N, RL212-3N, RL221-1N, RL221-3N, RL222-1N, RL222-3N, RLX131, RLX231, RLX241, RLX3, RLX31, RLX4, RLX41, RLX5, RLX55, RLX575, RLX585, RLX676, RLX75, RLX76... (Other models you can see in the webshop)		

connection terminals with strain relief



1


Part No.	551029	Ref. No.	6.006.001.101
description	power terminal block 3-pole max 400V max. 16A cable ø 10.5mm cross section 2.5mm ² 1 phase connection male faston 6.3mm/screw connection with strain relief		
For models:	B10, B10HW, B10HW-5, B20, B20HW, B20HW-5, B40, B5, B5HW, B5HW-5, Bolero10, Bolero101, Bolero10-BS, Bolero10-F, Bolero10-MT, Bolero10-PA, Bolero11, Bolero111, Bolero11-BS, Bolero11-F, Bolero11-MT, Bolero11-PA, Bolero20, Bolero20-Maggi, Bolero21, Bolero211, Bolero22, BoleroTurboXL-302-10L, BoleroTurboXL-303, BoleroTurboXL-322-10L, BoleroTurboXL-403, BoleroTurboXL-4L, BoleroXL-313, BoleroXL32, BoleroXL-323, BoleroXL32F, BoleroXL33, BoleroXL-333, BoleroXL42, BoleroXL-423, BoleroXL43, BoleroXL-433, CB3, CB6, Chiller-v.2.0, Chiller-v.3.0, Chiller-v.4.0, Combino, DOS10, DOS20...(Other models you can see in the webshop)		



1

Part No.	551037	Ref. No.	6.006.001.105 6.006.001.108
description	power terminal block 3-pole max 400V max. 16A cable ø 8.5mm cross section 2.5mm ² 1 phase connection male faston 6.3mm		
For models:	HCM510, HCM510-v.4.0, HCM510-v.5.0, HCM520, HCM520-v.4.0, HCM520-v.5.0, HM505, HM505-v.2.0, HM505-v.3.0, HM510, HM510-v.2.0, HM510-v.3.0, HM520, HM520-v.2.0, HM520-v.3.0, HW505, HW510, HW520, HWA505, HWA510, HWA520, KMD, TH10, TH10-KTS, TH20, THA10, THA10-KTS, THA20		



			
1			
Part No.	551036	Ref. No.	6.006.001.102
description	power terminal block 5-pole max 400V max. 16A cable ø 12.5mm 3 phase connection male faston 6.3mm		
For models:	BoleroTurbo, BoleroTurboXL, MaticTwin, MaticTwin-3N, MondoTwin-3N, MondoTwin-KTS-230V3N		


equipment-specific units

for espresso machines

boilers

gaskets

unperforated

			
1			
Part No.	417331	Ref. No.	6.011.001.118
description	boiler gasket D1 ø 180mm D2 ø 175mm thickness 5mm Viton suitable for BONAMAT		
For models:	HWD30, RL102-1N, RL102-3N, RL112-1N, RL112-3N		


level glasses


adapters


			
1			
Part No.	527075	Ref. No.	6.015.001.204
description	screw muff mounting pos. lower equiv. no. 6015001204		
For models:	HCM510, HCM510-v.4.0, HCM510-v.5.0, HCM520, HCM520-v.4.0, HCM520-v.5.0, HM505, HM505-v.2.0, HM505-v.3.0, HM510, HM510-v.2.0, HM510-v.3.0, HM520, HM520-v.2.0, HM520-v.3.0, HW+505, HW+505-v.3.0, HW+505-v.4.0, HW+510, HW+510-v.3.0, HW+510-v.4.0, HW+520, HW+520-v.3.0, HW+520-v.4.0, HW505, HW505-v.3.0, HW505-v.4.0, HW510, HW510-v.3.0, HW510-v.4.0, HW520, HW520-v.3.0, HW520-v.4.0, HWA505, HWA510, HWA520, RL211, RL211-1N, RL211-3N, RL212, RL212-1N, RL212-3N, RL214, RL214-1N, RL216, RL221, RL221-1N, RL221-3N, RL222, RL222-1N... (Other models you can see in the webshop)		

level glasses


gaskets

			
1			
Part No.	527078	Ref. No.	6.015.001.012
description	gasket rubber equiv. no. 6015001012 mounting pos. lower		
For models:	AM112, GFA70, HWA50, HWD30, RL101, RL101-1N, RL101-3N, RL102, RL102-1N, RL102-3N, RL111, RL111-1N, RL111-3N, RL112-1N, RL112-3N, RL118, RL121-1N, RL121-3N, RL211, RL211-1N, RL211-3N, RL212, RL212-1N, RL212-3N, RL221, RL221-1N, RL221-3N, RL222, RL222-1N, RL222-3N, RL411-1N, RL411-3N, RL413-1N, RL413-3N, RLX141, RLX241, RLX4, RLX41, RLX585, RLX8, RLX85, RLX86, VH610, VH620, VH63, VH640, VH6-DOS-20L, VH6-DOS-40L		

			
1			
Part No.	527074	Ref. No.	6.015.001.205
description	gasket rubber equiv. no. 6015001205 mounting pos. lower		
For models:	HCM510, HCM510-v.4.0, HCM510-v.5.0, HCM520, HCM520-v.4.0, HCM520-v.5.0, HM505, HM505-v.2.0, HM505-v.3.0, HM510, HM510-v.2.0, HM510-v.3.0, HM520, HM520-v.2.0, HM520-v.3.0, HW+505, HW+505-v.3.0, HW+505-v.4.0, HW+510, HW+510-v.3.0, HW+510-v.4.0, HW+520, HW+520-v.3.0, HW+520-v.4.0, HW505, HW505-v.3.0, HW505-v.4.0, HW510, HW510-v.3.0, HW510-v.4.0, HW520, HW520-v.3.0, HW520-v.4.0, HWA505, HWA510, HWA520, RL211, RL211-1N, RL211-3N, RL212, RL212-1N, RL212-3N, RL214, RL214-1N, RL216, RL221, RL221-1N, RL221-3N, RL222, RL222-1N... (Other models you can see in the webshop)		

			
1			
Part No.	527073	Ref. No.	6.015.001.209
description	gasket rubber equiv. no. 6015001209 mounting pos. upper		
For models:	HCM510, HCM510-v.4.0, HCM510-v.5.0, HCM520, HCM520-v.4.0, HCM520-v.5.0, HM505, HM505-v.2.0, HM505-v.3.0, HM510, HM510-v.2.0, HM510-v.3.0, HM520, HM520-v.2.0, HM520-v.3.0, HW+505, HW+505-v.3.0, HW+505-v.4.0, HW+510, HW+510-v.3.0, HW+510-v.4.0, HW+520, HW+520-v.3.0, HW+520-v.4.0, HW505, HW505-v.3.0, HW505-v.4.0, HW510, HW510-v.3.0, HW510-v.4.0, HW520, HW520-v.3.0, HW520-v.4.0, HWA505, HWA510, HWA520, RL211, RL211-1N, RL211-3N, RL212, RL212-1N, RL212-3N, RL214, RL214-1N, RL216, RL221, RL221-1N, RL221-3N, RL222, RL222-1N... (Other models you can see in the webshop)		

level glass pipes

			
1			
Part No.	527381	Ref. No.	6.242.193.001
description	water level tube ø 12/9mm H 257mm since year of construction 2000 VH610		
For models:	B10, B10HW, B10HW-5, HW+510-v.5.0, HW510-v.5.0, VH610, VH610T		

screw caps

			
1			
Part No.	527072	Ref. No.	6.015.001.210
description	screw cap		
For models:	HCM510, HCM510-v.4.0, HCM510-v.5.0, HCM520, HCM520-v.4.0, HCM520-v.5.0, HM505, HM505-v.2.0, HM505-v.3.0, HM510, HM510-v.2.0, HM510-v.3.0, HM520, HM520-v.2.0, HM520-v.3.0, HW+505, HW+505-v.3.0, HW+505-v.4.0, HW+510, HW+510-v.3.0, HW+510-v.4.0, HW+520, HW+520-v.3.0, HW+520-v.4.0, HW505, HW505-v.3.0, HW505-v.4.0, HW510, HW510-v.3.0, HW510-v.4.0, HW520, HW520-v.3.0, HW520-v.4.0, HWA505, HWA510, HWA520, RL211, RL211-1N, RL211-3N, RL212, RL212-1N, RL212-3N, RL214, RL214-1N, RL216, RL221, RL221-1N, RL221-3N, RL222, RL222-1N... (Other models you can see in the webshop)		



1



Part No.	527076	Ref. No.	6.015.001.010
-----------------	--------	-----------------	---------------

description	screw cap
--------------------	-----------

For models:	AM112, AM112AT, B10, B10HW, B20, B20HW, B40, B5, B5HW, VHG10, VHG10T, VHG20, VHG20T, VHG3, VHG40, VHG40T, VHG5, VHG5T, VHGDOS-20L, VHGDOS-40L
--------------------	---

for pour machines

coffee pots

1



Part No.	960070	Ref. No.	7.170.400.101 7.170.401.101 7.170.602.101
-----------------	--------	-----------------	---

description	coffee pot 1.7l glas suitable for BONAMAT
--------------------	---

coffee filters

paper filters

basket filters

1



Part No.	960101	Ref. No.	7.150.111.301
-----------------	--------	-----------------	---------------

description	paper filter for coffee makers D1 ø 100mm D2 ø 320mm Qty 500 pcs
--------------------	--

1



Part No.	960105	Ref. No.	7.150.102.301
-----------------	--------	-----------------	---------------

description	paper filter for coffee makers D1 ø 110mm D2 ø 360mm Qty 500 pcs
--------------------	--

1



Part No.	960102	Ref. No.	7.150.103.301
-----------------	--------	-----------------	---------------

description	paper filter for coffee makers D1 ø 150mm D2 ø 435mm Qty 500 pcs
--------------------	--

1



Part No.	960103	Ref. No.	7.150.104.301
-----------------	--------	-----------------	---------------

description	paper filter for coffee makers D1 ø 175mm D2 ø 525mm Qty 500 pcs
--------------------	--

1



Part No.	960104	Ref. No.	7.150.105.301
-----------------	--------	-----------------	---------------

description	paper filter for coffee makers D1 ø 280mm D2 ø 635mm Qty 500 pcs
--------------------	--

1



Part No.	960100	Ref. No.	7.150.101.101 7.150.101.103
-----------------	--------	-----------------	--------------------------------

description	paper filter for coffee makers D1 ø 90mm D2 ø 250mm Qty 1000 pcs
--------------------	--

round filters


1





Part No.	960022	Ref. No.	7.150.502.301
-----------------	--------	-----------------	---------------


description	paper filter ø 144mm Qty 250 pcs for B3 suitable for BONAMAT
--------------------	--



 <p>1</p>			
Part No.	960023	Ref. No.	7.150.503.301
description	paper filter ø 172mm Qty 250 pcs for B5 suitable for BONAMAT		




 <p>1</p>			
Part No.	960024	Ref. No.	7.150.507.301
description	paper filter ø 244mm Qty 250 pcs for B 10 suitable for BONAMAT		

 <p>1</p>			
Part No.	960025	Ref. No.	7.150.505.301
description	paper filter ø 330mm Qty 250 pcs for B 20 suitable for BONAMAT		


 <p>1</p>			
Part No.	960026	Ref. No.	7.150.508.301
description	paper filter ø 400mm Qty 250 pcs for B 40 suitable for BONAMAT		

filter pans
filter pans
BONAMAT


 <p>1</p>			
Part No.	960082	Ref. No.	7.090.802.201
description	filter pan plastic ED ø 174mm int. ø 156mm int. ø 290mm H 100mm filter no. 960100 suitable for BONAMAT		


 <p>1</p>			
Part No.	960072	Ref. No.	7.090.101.101
description	filter pan stainless steel W 175mm D 175mm H 95mm filter no. 960100 suitable for BONAMAT		
accessories for	960072		
	Part No.	960071	Ref. No. 7.091.600.101
	description	spring	
	Part No.	960100	Ref. No. 7.150.101.101 7.150.101.103
	description	paper filter for coffee makers D1 ø 90mm D2 ø 250mm Qty 1000 pcs	

accessories

 <p>1</p>			
Part No.	960071	Ref. No.	7.091.600.101
description	spring		

drain taps

<p>drain taps</p>  <p>1</p>			
Part No.	527053	Ref. No.	6.015.001.230
description	outlet tap complete tube ø 18mm pipe length 45mm thread M16x0.75		
For models:	HW10, HWA20, RL101, RL101-1N, RL101-3N, RL111-1N, RL111-3N, RL118, RL121-1N, RL121-3N, RL211-1N, RL211-3N, RL212-1N, RL212-3N, RL221, RL221-1N, RL221-3N, RL222-1N, RL222-3N, RL411-1N, RL411-3N, RL413-1N, RL413-3N		

 <p>1</p>			
Part No.	525871	Ref. No.	6.015.001.133
description	outlet tap tube ømm pipe lengthmm thread M18x1 suitable for BONAMAT		
For models:	HWA50, VH10, VH20, VH40		



components



Part No.	525427	Ref. No.	6.015.001.281
description	bolt for tap H 41mm ø 9mm		
For models:	B10, B10HW, B10HW-5, B20, B20HW, B20HW-5, B40, HCM510, HCM510-v.4.0, HCM510-v.5.0, HCM520, HCM520-v.4.0, HCM520-v.5.0, HM505, HM505-v.2.0, HM505-v.3.0, HM510, HM510-v.2.0, HM510-v.3.0, HM520, HM520-v.2.0, HM520-v.3.0, HW+510-v.5.0, HW+520-v.5.0, HW510-v.5.0, HW520-v.5.0, HWA50, VH10, VH10T, VH20, VH20T, VH40, VH40T		



Part No.	527086	Ref. No.	6.015.001.214
description	guide for drain tap total length 35mm ø 8mm		
For models:	B10, B10HW, B10HW-5, B20, B20HW, B20HW-5, B40, B5, B5HW, B5HW-5, BFT321, BFT321AT, BFT322, CB6, HW+505, HW+505-v.3.0, HW+505-v.4.0, HW+510, HW+510-v.3.0, HW+510-v.4.0, HW+520, HW+520-v.3.0, HW+520-v.4.0, HW10, HW505, HW505-v.3.0, HW505-v.4.0, HW505-v.5.0, HW510, HW510-v.3.0, HW510-v.4.0, HW520, HW520-v.3.0, HW520-v.4.0, HWA20, HWA505, HWA510, HWA520, HWD30, RL101, RL101-1N, RL101-3N, RL102, RL102-1N, RL102-3N, RL111, RL111-1N, RL111-3N, RL112-1N, RL112-3N... (Other models you can see in the webshop)		



Part No.	525885	Ref. No.	6.015.001.280
description	lever for drain tap suitable for BONAMAT		
For models:	HCM510, HCM510-v.4.0, HCM520, HCM520-v.4.0, HM505, HM505-v.2.0, HM510, HM510-v.2.0, HM520, HM520-v.2.0, HWA50		



Part No.	525424	Ref. No.	6.214.056.001
description	lever for tap D 20mm W 32mm H 50mm		
For models:	B10, B10HW, B10HW-5, B20, B20HW, B20HW-5, B40, B5, B5HW, B5HW-5, BFT321, BFT321AT, BFT322, HW+505-v.4.0, HW+510-v.4.0, HW+520-v.4.0, HW505-v.4.0, HW505-v.5.0, HW510-v.4.0, HW520-v.4.0, RLX131, RLX231, RLX3, RLX31, RLX5, RLX55, RLX575, RLX585, RLX676, RLX75, RLX76, RLX85, VH5, VH5T		



Part No.	525423	Ref. No.	6.242.191.001
description	lever for tap D 23mm W 32mm H 50mm		
For models:	B10, B10HW, B10HW-5, B20, B20HW, B20HW-5, B40, HCM510-v.5.0, HCM520-v.5.0, HM505-v.3.0, HM510-v.3.0, HM520-v.3.0, HW+510-v.5.0, HW+520-v.5.0, HW510-v.5.0, HW520-v.5.0, VH10, VH10T, VH20, VH20T, VH40, VH40T		




Part No.	525877	Ref. No.	6.242.215.001
description	screw cap for drain tap H 11.5mm ø 39mm suitable for BONAMAT for HM, HCM		
For models:	HCM510-v.4.0, HCM520-v.4.0, HM505-v.2.0, HM510-v.2.0, HM520-v.2.0, HWA50		



Part No.	525425	Ref. No.	6.214.058.001
description	screw cap for tap H 10mm ø 32mm thread M28x1.5		
For models:	B10, B10HW, B10HW-5, B20, B20HW, B20HW-5, B40, B5, B5HW, B5HW-5, BFT321, BFT321AT, BFT322, Chiller-v.4.0, HW+505-v.4.0, HW+510-v.4.0, HW+520-v.4.0, HW505-v.4.0, HW505-v.5.0, HW510-v.4.0, HW520-v.4.0, RLX131, RLX231, RLX3, RLX31, RLX5, RLX55, RLX575, RLX585, RLX676, RLX75, RLX76, RLX85, VH5, VH5T		



Part No.	525426	Ref. No.	6.242.183.001
description	screw cap for tap H 12mm ø 39mm thread M35x1.5		
For models:	B10, B10HW, B10HW-5, B20, B20HW, B20HW-5, B40, HCM510-v.5.0, HCM520-v.5.0, HM505-v.3.0, HM510-v.3.0, HM520-v.3.0, HW+510-v.5.0, HW+520-v.5.0, HW510-v.5.0, HW520-v.5.0, VH10, VH10T, VH20, VH20T, VH40, VH40T		



Part No.	527084	Ref. No.	6.015.001.216
description	screw cap thread M28x1.5		
For models:	CB6, HW+505, HW+505-v.3.0, HW+510, HW+510-v.3.0, HW+520, HW+520-v.3.0, HW10, HW505, HW505-v.3.0, HW510, HW510-v.3.0, HW520, HW520-v.3.0, HWA20, HWA505, HWA510, HWA520, RL101, RL101-1N, RL101-3N, RL111, RL111-1N, RL111-3N, RL118, RL121-1N, RL121-3N, RL211, RL211-1N, RL211-3N, RL212, RL212-1N, RL212-3N, RL214, RL214-1N, RL216, RL221, RL221-1N, RL221-3N, RL222, RL222-1N, RL222-3N, RL224, RL224-1N, RL224-3N, RL226, RL411-1N, RL411-3N, RL413-1N, RL413-3N		



Part No.	525430	Ref. No.	6.000.313.016 6.015.001.365
description	tap tap head ø 32mm thread M28x1.5 grey		
For models:	B10, B10HW, B10HW-5, B20, B20HW, B20HW-5, B40, B5, B5HW, B5HW-5, BFT321, BFT321AT, BFT322, HW+505-v.4.0, HW+510-v.4.0, HW+520-v.4.0, HW505-v.4.0, HW505-v.5.0, HW510-v.4.0, HW520-v.4.0, RLX131, RLX231, RLX3, RLX31, RLX5, RLX55, RLX575, RLX585, RLX676, RLX75, RLX76, RLX85, VH5, VH5T		

spare parts for 525430



Part No.	525424	Ref. No.	6.214.056.001
-----------------	--------	-----------------	---------------


lever for tap D 20mm W 32mm H 50mm




Part No.	525425	Ref. No.	6.214.058.001
-----------------	--------	-----------------	---------------

screw cap for tap H 10mm ø 32mm thread M28x1.5





 <p>1</p>			
Part No.	525422	Ref. No.	6.015.001.366
description	tap tap head ø 39.5mm thread M35x1.5 suitable for BONAMAT grey		
For models:	B10, B10HW, B10HW-5, B20, B20HW, B20HW-5, B40, HCM510-v.5.0, HCM520-v.5.0, HM505-v.3.0, HM510-v.3.0, HM520-v.3.0, HW+510-v.5.0, HW+520-v.5.0, HW510-v.5.0, HW520-v.5.0, VHG10, VHG10T, VHG20, VHG20T, VHG40, VHG40T		
spare parts for	525422		
	Part No.	525423	Ref. No. 6.242.191.001
	lever for tap D 23mm W 32mm H 50mm		
	Part No.	525426	Ref. No. 6.242.183.001
	screw cap for tap H 12mm ø 39mm thread M35x1.5		
	Part No.	525427	Ref. No. 6.015.001.281
	bolt for tap H 41mm ø 9mm		

 <p>1</p>			
Part No.	525872	Ref. No.	6.015.001.274
description	tap body thread M18x1 suitable for BONAMAT		
For models:	HCM510, HCM510-v.4.0, HCM510-v.5.0, HCM520, HCM520-v.4.0, HCM520-v.5.0, HM505, HM505-v.2.0, HM505-v.3.0, HM510, HM510-v.2.0, HM510-v.3.0, HM520, HM520-v.2.0, HM520-v.3.0		

brew units

gaskets


 <p>1</p>			
Part No.	527051	Ref. No.	6.201.902.001
description	gasket for spray head		
For models:	BFT321, BFT321AT, BFT322, Iso, Matic2, Matic2-KTS, Matic2WB, Matic3, Matic3-KTS, Matic3WB, MaticTwin, MaticTwin-1N, MaticTwin-3N, MaticTwin-KTS-230V3N, MaticTwin-KTS-400V3N, Mondo1, Mondo2, Mondo2-KTS, Mondo3WB, MondoTwin, MondoTwin-1N, MondoTwin-3N, MondoTwin-KTS-230V3N, MondoTwin-KTS-400V3N, Novo, Novo2, RL101, RL101-1N, RL101-3N, RL102, RL102-1N, RL102-3N, RL111, RL111-1N, RL111-3N, RL112-1N, RL112-3N, RL118, RL121-1N, RL121-3N, RL211, RL211-1N, RL211-3N, RL212, RL212-1N, RL212-3N, RL214, RL214-1N, RL216, RL221...(Other models you can see in the webshop)		

 <p>1</p>			
Part No.	525225	Ref. No.	6.011.001.157
description	gasket for spray head ID ø 75mm thickness 3mm silicone		
For models:	Matic, MaticTwin, Mondo, MondoTwin, TH, THA		

spray heads

 <p>1</p>			
Part No.	525853	Ref. No.	6.214.295.001
description	spray head ø 57mm suitable for BONAMAT BFT		
For models:	BFT321, BFT321AT, BFT322		


 <p>1</p>			
Part No.	525222	Ref. No.	6.301.378.001
description	spray head tap head ø 82mm hose ø 14.5mm plastic suitable for BONAMAT		
For models:	BFT321, BFT321AT, BFT322, Iso, Novo, Novo2		

 <p>1</p>			
Part No.	527050	Ref. No.	6.201.900.000
description	spray head tap head ø 82mm suitable for BONAMAT		
For models:	Matic2, Matic2-KTS, Matic2WB, Matic3, Matic3-KTS, Matic3WB, MaticTwin, MaticTwin-1N, MaticTwin-3N, MaticTwin-KTS-230V3N, MaticTwin-KTS-400V3N, Mondo1, Mondo2, Mondo2-KTS, Mondo3WB, MondoTwin, MondoTwin-1N, MondoTwin-3N, MondoTwin-KTS-230V3N, MondoTwin-KTS-400V3N, RL101, RL101-1N, RL101-3N, RL102, RL102-1N, RL102-3N, RL111, RL111-1N, RL111-3N, RL112-1N, RL112-3N, RL118, RL121-1N, RL121-3N, RL211, RL211-1N, RL211-3N, RL212, RL212-1N, RL212-3N, RL214, RL214-1N, RL216, RL221, RL221-1N, RL221-3N, RL222, RL222-1N, RL222-3N, RL224...(Other models you can see in the webshop)		



			
1			
Part No.	525282	Ref. No.	6.101.008.001
description	spray head tap head ø 86mm hose ø 14.5mm suitable for BONAMAT		
For models:	Matic, MaticTwin, Mondo, MondoTwin, TH, THA		

manifolds

			
1			
Part No.	527052	Ref. No.	6.201.901.001 6.301.008.001
description	manifold bottom part ø 49mm MONDO		
For models:	Matic2, Matic2WB, Matic3, Matic3WB, MaticTwin, MaticTwin-1N, MaticTwin-3N, Mondo1, Mondo2, Mondo3WB, MondoTwin, MondoTwin-1N, MondoTwin-3N, Novo2, RL101, RL101-1N, RL101-3N, RL102, RL102-1N, RL102-3N, RL111, RL111-1N, RL111-3N, RL112-1N, RL112-3N, RL118, RL121-1N, RL121-3N, RL211, RL211-1N, RL211-3N, RL212, RL212-1N, RL212-3N, RL214, RL214-1N, RL216, RL221, RL221-1N, RL221-3N, RL222-1N, RL222-3N, RL224, RL224-1N, RL224-3N, RL226, RL411-1N, RL411-3N, RL413-1N, RL413-3N...(Other models you can see in the webshop)		

			
1			
Part No.	525224	Ref. No.	6.301.598.001
description	manifold bottom part ø 49mm NOVO		
For models:	Iso, Novo		


			
1			
Part No.	525227	Ref. No.	6.101.087.001
description	manifold for spray head ø 50mm		
For models:	Iso, Novo		

			
1			
Part No.	525226	Ref. No.	6.101.062.001
description	manifold for spray head ø 65mm		
For models:	Matic, MaticTwin, Mondo, MondoTwin, TH, THA		

			
1			
Part No.	525852	Ref. No.	6.214.245.001
description	water distributor ø 89mm suitable for BONAMAT BFT		
For models:	BFT321, BFT321AT, BFT322		

steam/water taps

steam taps

			
1			
Part No.	527054	Ref. No.	6.015.001.229
description	steam tap complete		
For models:	HWD30, RL102, RL102-1N, RL102-3N, RL112-1N, RL112-3N, RL212, RL222		





1

Part No.	525849	Ref. No.	6.214.159.000
description	steam tap inlet M12x1 chrome-plated brass suitable for BONAMAT series BFT		
For models:	BFT322		



1

Part No.	525869	Ref. No.	6.000.313.003
description	steam/water tap inlet 8.5 suitable for BONAMAT series RLX 4		
For models:	RLX141, RLX241, RLX4, RLX41		




1

Part No.	525996	Ref. No.	6.000.313.011
description	steam/water tap inlet 8.5 suitable for BONAMAT series RLX 8		
For models:	RLX585, RLX8, RLX85, RLX86		

components


nozzles for steam pipes



1

Part No.	525851	Ref. No.	6.214.071.001
description	nozzle thread M10x0.75 ø 13mm L 35mm 4 holes bore ø 1.5mm stainless steel		
For models:	BFT322		


valve bodies



1

Part No.	525878	Ref. No.	6.013.016.001
description	valve body for steam-/water-tap suitable for BFT/RLX		
For models:	BFT322, RLX141, RLX241, RLX4, RLX41, RLX585, RLX8, RLX85, RLX86		


screw connections



1

Part No.	525220	Ref. No.	6.015.001.226
description	screw connection for steam-/water-tap T1: M30x1.5 L 19mm ID ø 8mm WS 33 chrome-plated brass		
For models:	HWD30, RL102, RL102-1N, RL102-3N, RL112-1N, RL112-3N, RL212, RL222		

water taps



1

Part No.	527055	Ref. No.	6.015.001.232
description	water tap complete		
For models:	HWD30, RL102, RL102-1N, RL102-3N, RL112-1N, RL112-3N, RL212, RL222		



1

Part No.	525870	Ref. No.	6.000.313.002
description	water tap inlet 8.5 suitable for BONAMAT series RLX 4		
For models:	RLX141, RLX241, RLX4, RLX41		



1

Part No.	525995	Ref. No.	6.000.313.010
description	water tap inlet 8.5 suitable for BONAMAT series RLX 8		
For models:	RLX585, RLX8, RLX85, RLX86		



1

Part No.	525850	Ref. No.	6.214.160.000
description	water tap inlet M12x1 chrome-plated brass suitable for BONAMAT series BFT		
For models:	BFT322		

liquid level pipes

angle valves



1

Part No.	525873	Ref. No.	6.214.057.001
description	angle valve for level glass		
For models:	BFT321, BFT321AT, BFT322		



1

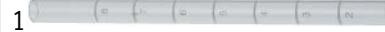
Part No.	525874	Ref. No.	6.214.066.001
description	outlet tap for level glass		
For models:	BFT321, BFT321AT		

liquid level pipes



1

Part No.	525861	Ref. No.	6.015.001.292
description	level glass pipe ED ø 12mm ID ø 9mm H 181mm marking 1-4 HW, HWA for BONAMAT		
For models:	HW+505, HW+505-v.3.0, HW+505-v.4.0, HW505, HW505-v.3.0, HW505-v.4.0		



1

Part No.	525862	Ref. No.	6.015.001.289
description	level glass pipe ED ø 12mm ID ø 9mm H 181mm marking 1-8 HW, HWA for BONAMAT		
For models:	HW+510, HW+510-v.3.0, HW+510-v.4.0, HW510, HW510-v.3.0, HW510-v.4.0		



1

Part No.	525863	Ref. No.	6.015.001.293
description	level glass pipe ED ø 12mm ID ø 9mm H 205mm marking 2-16 for BONAMAT		
For models:	HW+520, HW+520-v.3.0, HW+520-v.4.0, HW520, HW520-v.3.0, HW520-v.4.0		



1

Part No.	525865	Ref. No.	6.015.001.275
description	level glass pipe ED ø 12mm ID ø 9mm H 207mm marking Min/Max HM, HCM for BONAMAT		
For models:	HCM510, HCM510-v.4.0, HCM510-v.5.0, HM505, HM505-v.2.0, HM505-v.3.0, HM510, HM510-v.2.0, HM510-v.3.0, HM520		



1


Part No.	525864	Ref. No.	6.015.001.276
description	level glass pipe ED ø 12mm ID ø 9mm H 234mm marking Min/Max HM, HW(A) for BONAMAT		
For models:	HCM520, HCM520-v.4.0, HCM520-v.5.0, HM520, HM520-v.2.0, HM520-v.3.0		






1



Part No.	525867	Ref. No.	6.015.001.256
description	protection pipe ED ø 16mm ID ø 13mm H 207mm HM, HW(A) for BONAMAT		
For models:	HCM510, HCM510-v.4.0, HCM510-v.5.0, HM505, HM505-v.2.0, HM505-v.3.0, HM510, HM510-v.2.0, HM510-v.3.0, HM520, HW+520, HW+520-v.3.0, HW+520-v.4.0, HW505, HW510, HW520, HW520-v.3.0, HW520-v.4.0, HWA505, HWA510, HWA520		





1 			
Part No.	525875	Ref. No.	6.313.246.001
description	water level tube ED ø 12mm ID ø 9mm H 143mm RLX for BONAMAT		
For models:	RLX5, RLX55, RLX575, RLX585, RLX75, RLX85		

1 			
Part No.	525876	Ref. No.	6.015.001.345
description	water level tube ED ø 12mm ID ø 9mm H 187mm BFT for BONAMAT		
For models:	BFT321, BFT321AT, BFT322		

1 			
Part No.	525418	Ref. No.	6.240.124.001
description	water level tube ED ø 12mm ID ø 9mm H 244mm		
For models:	B5, B5HW, B5HW-5, HW505-v.5.0, VHG5, VHG5T		
accessories for	525418		
	Part No.	Ref. No.	6.240.134.001
	525269		
	end cap for water level tube ø 9mm H 15mm		


1 			
Part No.	525417	Ref. No.	6.243.232.001
description	water level tube ED ø 12mm ID ø 9mm H 282mm for BONAMAT		
For models:	B20, B20HW, B20HW-5, HW+520-v.5.0, HW520-v.5.0, VHG20, VHG20T		
accessories for	525417		
	Part No.	Ref. No.	6.011.001.112
	532584		
	O-ring silicone thickness 3mm ID ø 12mm Qty 1 pcs		

1 			
Part No.	525419	Ref. No.	6.248.132.001
description	water level tube ED ø 12mm ID ø 9mm H 398mm for BONAMAT		
For models:	B40, VHG40, VHG40T		


1 			
Part No.	527070	Ref. No.	6.015.001.207
description	water level tube for BONAMAT		
For models:	RL211, RL211-1N, RL211-3N, RL212, RL212-1N, RL212-3N, RL214, RL214-1N, RL216, RL221, RL221-1N, RL221-3N, RL222, RL222-1N, RL222-3N, RL224, RL224-1N, RL224-3N, RL226		

protective tube

metal

1 			
Part No.	527066	Ref. No.	6.015.001.018
description	protection pipe for level glass		
For models:	B5, B5HW, VHG5, VHG5T		


1 			
Part No.	527069	Ref. No.	6.015.001.136
description	protection pipe for level glass		
For models:	B40, VHG40, VHG40T, VHG-DOS-40L		

1 			
Part No.	525868	Ref. No.	6.015.001.291
description	protection pipe ø 16mm ID ø 13mm L 181mm M16x0.75 aluminium		
For models:	HW+505, HW+505-v.3.0, HW+505-v.4.0, HW+510, HW+510-v.3.0, HW+510-v.4.0, HW505, HW505-v.3.0, HW505-v.4.0, HW510, HW510-v.3.0, HW510-v.4.0		

1 			
Part No.	525866	Ref. No.	6.015.001.262
description	protection pipe ø 16mm ID ø 13mm L 234mm M16x0.75 aluminium		
For models:	HCM520, HCM520-v.4.0, HCM520-v.5.0, HM520, HM520-v.2.0, HM520-v.3.0		

accessories

end caps

1 			
Part No.	525269	Ref. No.	6.240.134.001
description	end cap for water level tube ø 9mm H 15mm		
For models:	B10, B10HW, B10HW-5, B20, B20HW, B20HW-5, B40, B5, B5HW, B5HW-5, HW+510-v.5.0, HW+520-v.5.0, HW505-v.5.0, HW510-v.5.0, HW520-v.5.0, VHG10, VHG10T, VHG20, VHG20T, VHG40, VHG40T, VHG5, VHG5T		



housing and bezels

control panel



1

Part No.	525228	Ref. No.	6.101.089.000
description	actuator L 65mm W 28mm buttons 2		
For models:	Novo		



1

Part No.	525278	Ref. No.	6.101.143.001
description	control panel with botton strips L 194mm W 30mm H 80mm buttons 1 TH		
For models:	TH		



1

Part No.	525276	Ref. No.	6.101.139.001
description	control panel with botton strips L 194mm W 30mm H 80mm buttons 2 MONDO		
For models:	Mondo, MondoTwin		



1

Part No.	525277	Ref. No.	6.101.140.001
description	control panel with botton strips L 194mm W 30mm H 80mm buttons 2 TWIN		
For models:	MondoTwin		



1

Part No.	525280	Ref. No.	6.101.144.001
description	control panel with botton strips L 194mm W 30mm H 80mm buttons 4 THA		
For models:	THA		



1

Part No.	525223	Ref. No.	6.101.141.001
description	control panel with botton strips L 194mm W 30mm H 80mm buttons 5 MATIC		
For models:	Matic, MaticTwin		



1

Part No.	525279	Ref. No.	6.101.142.001
description	control panel with botton strips L 194mm W 30mm H 80mm buttons 5 TWIN		
For models:	Matic, MaticTwin		



1

Part No.	525221	Ref. No.	6.205.860.001
description	protector for display L 74mm W 74mm		
For models:	B10, B10HW, B10HW-5, B20, B20HW, B20HW-5, B40, B5, B5HW, B5HW-5		

hoses



1

Part No.	525229	Ref. No.	6.101.100.000
description	hose for spray head ø 18mm thickness 3mm L 300mm silicone		
For models:	Novo		

1



floats

float switches



1

Part No.	347391	Ref. No.	6.000.101.003
description	float switch ø 41mm L 230mm mounting ø 45mm 6-pole		
For models:	Matic, MaticTwin, THA		

safety valves



1

Part No.	527100	Ref. No.	6.000.256.054
description	safety valve		



1

Part No.	525879	Ref. No.	6.000.214.030
description	safety valve suitable for BONAMAT for BFT/RLX		
For models:	BFT322, RLX141, RLX241, RLX4, RLX41, RLX585, RLX8, RLX85, RLX86		

water containers



1

Part No.	525859	Ref. No.	6.000.214.020
description	water container plastic H 170mm for BONAMAT for RLX		
For models:	BFT321, BFT321AT, BFT322, RLX131, RLX231, RLX3, RLX31, RLX575, RLX676, RLX75, RLX76		

for cup coffee machines

gaskets



1

Part No.	520547	Ref. No.	6.030.071.020
description	gasket for mixer ø 17mm H 6mm ID ø 5mm silicone		
For models:	Bolero1, Bolero10, Bolero10-BS, Bolero10-F, Bolero10-MT, Bolero11, Bolero11-BS, Bolero11-F, Bolero11-MT, Bolero2, Bolero20, Bolero20-Maggi, Bolero21, Bolero22, BoleroTurboXL-302-10L, BoleroTurboXL-303, BoleroTurboXL-403, BoleroXL32, BoleroXL-323, BoleroXL32F, BoleroXL33, BoleroXL-333, BoleroXL42, BoleroXL-423, BoleroXL43, BoleroXL-433, Quinto-322, Quinto-422		

for drink dispensers

miscellaneous




1

Part No.	696696	Ref. No.	6.000.288.006
description	rubber protection L 29mm W 13mm H 25mm white		
For models:	Airpot-Furento-1.9, Airpot-Furento-2.2		



knobs

universal knobs



1

Part No.	111383	Ref. No.	6.014.002.024
description	knob zero mark ø 42mm shaft ø 6x4.6mm shaft flat right black		
For models:	B10, B10HW, B20, B20HW, B40, B5, B5HW, HCM510, HCM510-v.4.0, HCM520, HCM520-v.4.0, HM505, HM505-v.2.0, HM510, HM510-v.2.0, HM520, HM520-v.2.0, HW+505, HW+505-v.3.0, HW+510, HW+510-v.3.0, HW+520, HW+520-v.3.0, HW505, HW505-v.3.0, HW510, HW510-v.3.0, HW520, HW520-v.3.0, HWA505, HWA510, HWA520, VHG10, VHG10T, VHG20, VHG20T, VHG40, VHG40T, VHG5, VHG5T		


producer-specific knobs

BONAMAT




1

Part No.	111391	Ref. No.	6.214.068.001
description	knob ø 45mm L 40mm anthracite		
For models:	BFT322, RLX141, RLX241, RLX4, RLX41, RLX585, RLX8, RLX85, RLX86		



1

Part No.	111384	Ref. No.	6.014.002.088
description	knob zero mark ø 40mm shaft ø 6x4.6mm shaft flat upper dark grey		
For models:	B10, B10HW, B10HW-5, B20, B20HW, B20HW-5, B40, B5, B5HW, B5HW-5, HCM510-v.5.0, HCM520-v.5.0, HM505-v.3.0, HM510-v.3.0, HM520-v.3.0, HW+505-v.4.0, HW+510-v.4.0, HW+510-v.5.0, HW+520-v.4.0, HW+520-v.5.0, HW505-v.4.0, HW505-v.5.0, HW510-v.4.0, HW510-v.5.0, HW520-v.4.0, HW520-v.5.0, VHG10, VHG10T, VHG20, VHG20T, VHG40, VHG40T, VHG5, VHG5T		




1

Part No.	111383	Ref. No.	6.014.002.024
description	knob zero mark ø 42mm shaft ø 6x4.6mm shaft flat right black		
For models:	B10, B10HW, B20, B20HW, B40, B5, B5HW, HCM510, HCM510-v.4.0, HCM520, HCM520-v.4.0, HM505, HM505-v.2.0, HM510, HM510-v.2.0, HM520, HM520-v.2.0, HW+505, HW+505-v.3.0, HW+510, HW+510-v.3.0, HW+520, HW+520-v.3.0, HW505, HW505-v.3.0, HW510, HW510-v.3.0, HW520, HW520-v.3.0, HWA505, HWA510, HWA520, VHG10, VHG10T, VHG20, VHG20T, VHG40, VHG40T, VHG5, VHG5T		

handles and hand wheels

lever handles



1

Part No.	527083	Ref. No.	6.015.001.217
description	lever handle plastic black		
For models:	HW+505, HW+505-v.3.0, HW+510, HW+510-v.3.0, HW+520, HW+520-v.3.0, HW10, HW505, HW505-v.3.0, HW510, HW510-v.3.0, HW520, HW520-v.3.0, HWA20, HWA505, HWA510, HWA520, HWD30, RL101, RL101-1N, RL101-3N, RL102, RL102-1N, RL102-3N, RL111, RL111-1N, RL111-3N, RL112-1N, RL112-3N, RL118, RL121-1N, RL121-3N, RL211, RL211-1N, RL211-3N, RL212, RL212-1N, RL212-3N, RL214, RL214-1N, RL216, RL221, RL221-1N, RL221-3N, RL222, RL222-1N, RL222-3N, RL224, RL224-1N, RL224-3N...(Other models you can see in the webshop)		

miscellaneous



1

Part No.	111388	Ref. No.	6.311.094.001
description	handle L 100mm W 55mm hole distance 30mm mounting pos. left/right Qty 1 pcs		
For models:	B5, B5HW, B5HW-5, VHG5, VHG5T		



1

Part No.	111385	Ref. No.	6.242.198.001
description	handle L 110mm W 50mm hole distance 50mm mounting pos. left/right Qty 1 pcs Mod.10		
For models:	B10, B10HW, B10HW-5, HCM510-v.4.0, HCM510-v.5.0, HM510-v.2.0, HM510-v.3.0, HW+510-v.3.0, HW+510-v.4.0, HW+510-v.5.0, HW510-v.3.0, HW510-v.4.0, HW510-v.5.0, VHG10, VHG10T		




1

Part No.	111386	Ref. No.	6.243.233.001
description	handle L 123mm W 54mm hole distance 50mm mounting pos. left/right Qty 1 pcs Mod.20		
For models:	B20, B20HW, B20HW-5, HCM520-v.4.0, HCM520-v.5.0, HM520-v.2.0, HM520-v.3.0, HW+520-v.3.0, HW+520-v.4.0, HW+520-v.5.0, HW520-v.3.0, HW520-v.4.0, HW520-v.5.0, VHG20, VHG20T		




1

Part No.	111387	Ref. No.	6.248.133.001
description	handle L 124mm W 54mm hole distance 50mm mounting pos. left/right Qty 1 pcs Mod. 40		
For models:	B40, VHG40, VHG40T		

fittings for catering equipment

dispenser tap

tap heads



1


Part No.	527089	Ref. No.	6.015.001.227
description	tap head complete thread M28x1.5		
For models:	B10HW, B20HW, B5HW, HW+505, HW+505-v.3.0, HW+510, HW+510-v.3.0, HW+520, HW+520-v.3.0, HW10, HW505, HW505-v.3.0, HW510, HW510-v.3.0, HW520, HW520-v.3.0, HWA20, HWA505, HWA510, HWA520, RL101, RL101-1N, RL101-3N, RL111, RL111-1N, RL111-3N, RL118, RL121-1N, RL121-3N, RL211, RL211-1N, RL211-3N, RL212, RL212-1N, RL212-3N, RL214, RL214-1N, RL216, RL221, RL221-1N, RL221-3N, RL222, RL222-1N, RL222-3N, RL224, RL224-1N, RL224-3N, RL226, RL411-1N, RL411-3N...(Other models you can see in the webshop)		




1

Part No.	527056	Ref. No.	6.015.001.144
description	tap head thread M35x1.5		
For models:	AM112, AM112AT, B10, B10HW, B20, B20HW, B40, B5, B5HW, HCM510, HCM510-v.4.0, HCM520, HCM520-v.4.0, HM505, HM505-v.2.0, HM510, HM510-v.2.0, HM520, HM520-v.2.0, HWA50, VHG10, VHG10T, VHG20, VHG20T, VHG40, VHG40T, VH5, VH5T		

tap bodies



1

Part No.	527090	Ref. No.	6.015.001.218
description	tap body chrome-plated ET M28x1.5 / M16x0.75		
For models:	B10HW, B20HW, B5HW, HW10, HWA20, RL101, RL101-1N, RL101-3N, RL111, RL111-1N, RL111-3N, RL118, RL121-1N, RL121-3N, RL211, RL211-1N, RL211-3N, RL212-1N, RL212-3N, RL221, RL221-1N, RL221-3N, RL222-1N, RL222-3N, RL411-1N, RL411-3N, RL413-1N, RL413-3N		
spare parts for	527090		
		Part No.	527089
		Ref. No.	6.015.001.227
	tap head complete thread M28x1.5		



1


Part No.	527082	Ref. No.	6.015.001.212
description	tap body chrome-plated ET M28x1.5 / M16x0.75 IT M10x1		
For models:	HW+505, HW+505-v.3.0, HW+505-v.4.0, HW+510, HW+510-v.3.0, HW+510-v.4.0, HW+520, HW+520-v.3.0, HW+520-v.4.0, HW505, HW505-v.3.0, HW505-v.4.0, HW510, HW510-v.3.0, HW510-v.4.0, HW520, HW520-v.3.0, HW520-v.4.0, HWA505, HWA510, HWA520, RL211, RL211-1N, RL211-3N, RL212, RL212-1N, RL212-3N, RL214, RL214-1N, RL216, RL221, RL221-1N, RL221-3N, RL222-1N, RL222-3N, RL224, RL224-1N, RL224-3N, RL226		




1

Part No.	527057	Ref. No.	6.015.001.110
description	tap body connection M18x1 chrome-plated		
For models:	AM112, AM112AT, B10, B10HW, B20, B20HW, B40, B5, B5HW, HWA50, VHG10, VHG10T, VHG20, VHG20T, VHG40, VHG40T, VHG5, VHG5T, VHG-DOS-20L, VHG-DOS-40L		

gaskets



1


Part No.	527081	Ref. No.	6.015.001.006
description	gasket for outlet tap silicone		
For models:	AM112, AM112AT, B10, B10HW, B10HW-5, B20, B20HW, B20HW-5, B40, B5, B5HW, HCM510, HCM510-v.4.0, HCM510-v.5.0, HCM520, HCM520-v.4.0, HCM520-v.5.0, HM505, HM505-v.2.0, HM505-v.3.0, HM510, HM510-v.2.0, HM510-v.3.0, HM520, HM520-v.2.0, HM520-v.3.0, HW+510-v.5.0, HW+520-v.5.0, HW510-v.5.0, HW520-v.5.0, HWA50, VHG10, VHG10T, VHG20, VHG20T, VHG3, VHG40, VHG40T, VHG5, VHG5T, VHG-DOS-20L, VHG-DOS-40L		



1

Part No.	527087	Ref. No.	6.015.001.213
description	gasket for outlet tap silicone		
For models:	B10, B10HW, B10HW-5, B20, B20HW, B20HW-5, B40, B5, B5HW, B5HW-5, BFT321, BFT321AT, BFT322, Bolero1, Bolero10, Bolero101, Bolero10-BS, Bolero10-F, Bolero10-MT, Bolero10-PA, Bolero10-v.1.0, Bolero10-v.2.0, Bolero11, Bolero111, Bolero11-BS, Bolero11-F, Bolero11-MT, Bolero11-PA, Bolero11-v.1.0, Bolero11-v.2.0, Bolero2, Bolero20, Bolero20-Maggi, Bolero21, Bolero211, Bolero22, CB6, Chiller-v.2.0, Chiller-v.3.0, Chiller-v.4.0, HW+505, HW+505-v.3.0, HW+505-v.4.0, HW+510, HW+510-v.3.0, HW+510-v.4.0, HW+520, HW+520-v.3.0, HW+520-v.4.0, HW10...(Other models you can see in the webshop)		


adapters



1

Part No.	527061	Ref. No.	6.015.001.161
description	extension for outlet tap chrome-plated		
For models:	B10, B10HW, B20, B20HW, B40, VHG10, VHG10T, VHG20, VHG20T, VHG40, VHG40T		

screw connections




1

Part No.	527049	Ref. No.	6.015.001.113
description	blind screw connection for outlet tap		

gaskets


O-rings

EPDM



1

Part No.	532711	Ref. No.	6011001057
description	O-ring EPDM thickness 3.5mm ID ø 14mm		
For models:	B10, B10HW, B10HW-5, B20, B20HW, B20HW-5, B40, B5, B5HW, B5HW-5, BFT321, BFT321AT, BFT322, HW+510-v.5.0, HW+520-v.5.0, HW505-v.5.0, HW510-v.5.0, HW520-v.5.0, HWA50, RLX131, RLX231, RLX3, RLX31, RLX5, RLX55, RLX575, RLX585, RLX676, RLX75, RLX76, RLX85, VHG10, VHG10T, VHG20, VHG20T, VHG3, VHG40, VHG40T, VHG5, VHG5T		



1

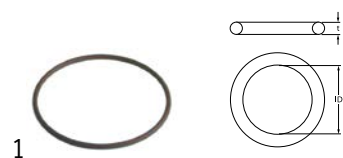
Part No.	543036	Ref. No.	6.011.001.060
description	O-ring EPDM thickness 5mm ID ø 23mm Qty 1 pcs		
For models:	AM112, AM112AT, B10, B10HW, B10HW-5, B5, B5HW, B5HW-5, GFA70, VHG10		

silicone



1

Part No.	532584	Ref. No.	6.011.001.112
description	O-ring silicone thickness 3mm ID ø 12mm Qty 1 pcs		
For models:	B10, B10HW, B10HW-5, B20, B20HW, B20HW-5, B40, B5, B5HW, B5HW-5, BFT321, BFT321AT, BFT322, HW+510-v.5.0, HW+520-v.5.0, HW505-v.5.0, HW510-v.5.0, HW520-v.5.0, RLX5, RLX55, RLX575, RLX585, RLX75, RLX85, VHG10, VHG10T, VHG20, VHG20T, VHG40, VHG40T, VHG5, VHG5T		





1

Part No.	417205	Ref. No.	6.011.001.082
description	O-ring silicone thickness 3mm ID ø 74mm Qty 1 pcs		
For models:	Iso, Matic2, Matic2-KTS, Matic2WB, Matic3, Matic3-KTS, Matic3WB, MaticTwin, MaticTwin-1N, MaticTwin-3N, MaticTwin-KTS-230V3N, MaticTwin-KTS-400V3N, Mondo1, Mondo2, Mondo2-KTS, Mondo3WB, MondoTwin, MondoTwin-1N, MondoTwin-3N, MondoTwin-KTS-230V3N, MondoTwin-KTS-400V3N, Novo, Novo2, RL101, RL101-1N, RL101-3N, RL102, RL102-1N, RL102-3N, RL111, RL111-1N, RL111-3N, RL112-1N, RL112-3N, RL118, RL121-1N, RL121-3N, RL211, RL211-1N, RL211-3N, RL212, RL212-1N, RL212-3N, RL214, RL214-1N, RL216, RL221, RL221-1N, RL221-3N, RL222...(Other models you can see in the webshop)		

sealing washers

fibre gaskets



1

Part No.	510417	Ref. No.	6.011.001.63
description	flat gasket fibre ED ø 20mm ID ø 14mm thickness 2mm Qty 1 pcs		

miscellaneous




1

Part No.	520547	Ref. No.	6.030.071.020
description	gasket for mixer ø 17mm H 6mm ID ø 5mm silicone		
For models:	Bolero1, Bolero10, Bolero10-BS, Bolero10-F, Bolero10-MT, Bolero11, Bolero11-BS, Bolero11-F, Bolero11-MT, Bolero20, Bolero20-Maggi, Bolero21, Bolero22, BoleroTurboXL-302-10L, BoleroTurboXL-303, BoleroTurboXL-403, BoleroXL32, BoleroXL-323, BoleroXL32F, BoleroXL33, BoleroXL-333, BoleroXL42, BoleroXL-423, BoleroXL43, BoleroXL-433, Quinto-322, Quinto-422		

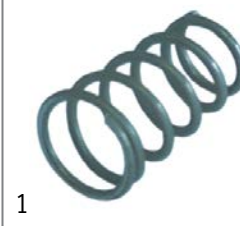
springs

compression springs



1

Part No.	527085	Ref. No.	6.015.001.215
description	compression spring ø 14.7/10.6mm L 28mm wire gauge ø 1.4mm cone-shaped		
For models:	B10, B10HW, B10HW-5, B20, B20HW, B20HW-5, B40, B5, B5HW, B5HW-5, BFT321, BFT321AT, BFT322, Bolero1, Bolero10, Bolero101, Bolero10-BS, Bolero10-F, Bolero10-MT, Bolero10-PA, Bolero10-v.1.0, Bolero10-v.2.0, Bolero11, Bolero111, Bolero11-BS, Bolero11-F, Bolero11-MT, Bolero11-PA, Bolero11-v.1.0, Bolero11-v.2.0, Bolero2, Bolero20, Bolero20-Maggi, Bolero21, Bolero211, Bolero22, CB6, Chiller-v.2.0, Chiller-v.3.0, Chiller-v.4.0, HW+505, HW+505-v.3.0, HW+505-v.4.0, HW+510, HW+510-v.3.0, HW+510-v.4.0, HW+520, HW+520-v.3.0, HW+520-v.4.0, HW10...(Other models you can see in the webshop)		



1

Part No.	527080	Ref. No.	6.015.001.027
description	compression spring ø 17.7/13.9mm L 32mm wire gauge ø 1.8mm cone-shaped		
For models:	AM112, AM112AT, B10, B10HW, B10HW-5, B20, B20HW, B20HW-5, B40, B5, B5HW, HCM510, HCM510-v.4.0, HCM510-v.5.0, HCM520, HCM520-v.4.0, HCM520-v.5.0, HM505, HM505-v.2.0, HM505-v.3.0, HM510, HM510-v.2.0, HM510-v.3.0, HM520, HM520-v.2.0, HM520-v.3.0, HW+510-v.5.0, HW+520-v.5.0, HW510-v.5.0, HW520-v.5.0, HWA50, VH10, VH10T, VH20, VH20T, VH3, VH40, VH40T, VH5, VH5T		

coffee accessories

measuring spoons



1

Part No.	960084	Ref. No.	7.094.100.101
description	coffee spoon amount of coffee 40g plastic		



measuring cups



1	Part No.	960078	Ref. No.	7.094.301.101
	description	measuring cup 2.2l plastic		

pipe brushes

nylon

1			
Part No.	960080	Ref. No.	7.110.605.101
description	brush nylon ø 15mm total length 450mm brush length 100mm level glass		

fastening material

screws

sheet metal screws

1			
Part No.	560108	Ref. No.	6.001.028.006
description	sheet metal screws ø 4.2mm L 13mm SS Qty 20 pcs DIN 7981/ ISO 7049 head ø 8.2mm oval head		
For models:	VHG20, VHG3, VHG40		

tools

cleaning tools

brushes

cleaning brushes



1	Part No.	960081	Ref. No.	7.270.102.101
	description	brush container equiv. no. 7270102101 nylon ø 50mm total length 370mm brush length 100mm		



1	Part No.	960079	Ref. No.	7.110.606.101
	description	brush equiv. no. 7110606101 plastic total length 380mm setting height 34mm brush length 100mm		


consumables

cleaning agents

detergents for coffee machines



1	Part No.	802106	Ref. No.	7.190.102.101
	description	detergent puly CAFF plus approval NSF 200g 10 pouch of 20g		



1	Part No.	950010	Ref. No.	7.190.101.103
	description	detergents for coffee machines puly CAFF plus approval NSF 900g can		



containers

measuring cups



1

Part No.	960078	Ref. No.	7.094.301.101
description	measuring cup 2.2l plastic		

coffee filters

round filters



1

Part No.	960022	Ref. No.	7.150.502.301
description	paper filter ø 144mm Qty 250 pcs for B3 suitable for BONAMAT		



1

Part No.	960023	Ref. No.	7.150.503.301
description	paper filter ø 172mm Qty 250 pcs for B5 suitable for BONAMAT		



1

Part No.	960024	Ref. No.	7.150.507.301
description	paper filter ø 244mm Qty 250 pcs for B 10 suitable for BONAMAT		



1

Part No.	960025	Ref. No.	7.150.505.301
description	paper filter ø 330mm Qty 250 pcs for B 20 suitable for BONAMAT		



1

Part No.	960026	Ref. No.	7.150.508.301
description	paper filter ø 400mm Qty 250 pcs for B 40 suitable for BONAMAT		

basket filters

paper filters



1

Part No.	960101	Ref. No.	7.150.111.301
description	paper filter for coffee makers D1 ø 100mm D2 ø 320mm Qty 500 pcs		



1

Part No.	960105	Ref. No.	7.150.102.301
description	paper filter for coffee makers D1 ø 110mm D2 ø 360mm Qty 500 pcs		



1

Part No.	960102	Ref. No.	7.150.103.301
description	paper filter for coffee makers D1 ø 150mm D2 ø 435mm Qty 500 pcs		



1

Part No.	960103	Ref. No.	7.150.104.301
description	paper filter for coffee makers D1 ø 175mm D2 ø 525mm Qty 500 pcs		



1

Part No.	960104	Ref. No.	7.150.105.301
description	paper filter for coffee makers D1 ø 280mm D2 ø 635mm Qty 500 pcs		



1			
Part No.	960100	Ref. No.	7.150.101.101 7.150.101.103
description	paper filter for coffee makers D1 ø 90mm D2 ø 250mm Qty 1000 pcs		

GASTROPARTS.COM

