



GASTROPARTS

Bezzera

- [EN]** Equipment
- [DE]** Geräte
- [ES]** Aparatos
- [FR]** Équipement
- [IT]** Attrezzature
- [PL]** Urządzenia
- [RU]** Оборудование

✉ gastroparts@gastroparts.com

☎ +48 56 657 00 66

📘 fb.com/gastroparts.global


GASTROPARTS.COM








heating elements


heating elements for coffee machine



			
Part No.	417220	Ref. No.	5722240 5722240TP
description	heating element 1250/1450W 220/240V heating circuits 1 thread 1" L 160mm W 21mm H 22mm connection male faston 6.3mm		
For models:	BZ35, BZ40, GALATEA-DOMUS, GEA, MEDEA		



			
Part No.	417168	Ref. No.	5722205 5722239 5722239AL 5722239TP
description	heating element 1300W 240V heating circuits 1 hole distance 44mm L 47mm W mm H mm hole ø 7mm tube ø 8.5mm connection male faston 6.3mm immersion heater 6 hole flange ø 67mm		
For models:	BZ02, BZ07		


			
Part No.	417244	Ref. No.	5721104 5721127
description	heating element 1350W 110V heating circuits 1 thread M32x1.5 L 159mm W 21mm H 21mm tube ø 8mm connection male faston 6.3mm connection length 20mm immersion heater flange with thread WS 32		
For models:	BZ35, BZ40, GALATEA-DOMUS, MEDEA		


			
Part No.	417245	Ref. No.	5721114 5722249R
description	heating element 1400W 110V heating circuits 3 mounting ø 42mm hole distance 39mm L 146mm W 30mm H 60mm L1 50mm L2 46mm L3 50mm H1 33mm H2 27mm hole ø 9mm tube ø 8mm thermostat sleeves ø 7mm length thermostat sleeves 130mm thermostat sleeve eccentric, non clinging number of thermostat sleeves 1 connection male faston 6.3mm immersion heater 4 hole flange		
For models:	B2000, ELLISSE, ELLISSEAL, ELLISSEAL-EBBISAL, ELLISSE-EBBIS		




			
Part No.	417291	Ref. No.	5722241R
description	heating element 1850W 220V heating circuits 3 mounting ø 42mm hole distance 39mm L 148mm W 30mm H 58mm L1 50mm L2 48mm L3 50mm H1 33mm H2 25mm hole ø 9mm tube ø 8mm thermostat sleeves ø 7mm length thermostat sleeves 133mm thermostat sleeve eccentric, non clinging number of thermostat sleeves 1 connection male faston 6.3mm immersion heater 4 hole flange		

			
Part No.	417050	Ref. No.	5722220
description	heating element 2000W 230V heating circuits 2 mounting ø 42mm hole distance 40mm L 165mm W 34mm H 52mm L1 28mm L2 36mm L3 103mm H1 29mm H2 23mm hole ø 10mm tube ø 8.5mm thermostat sleeves ø 6.5mm length thermostat sleeves 142mm thermostat sleeve not clinging number of thermostat sleeves 1 connection M6x1 immersion heater 4 hole flange		
For models:	B2000, ELLISSE, ELLISSEAL, ELLISSEAL-EBBISAL		
accessories for	417050		
	Part No.	Ref. No.	5492006
	 gasket fibre D1 ø 39mm D2 ø 76mm thickness 2mm hole ø 9mm hole distance 39mm 4 holes		


			
Part No.	417163	Ref. No.	5722215 5722234 5722245 5722252 5722252AL
description	heating element 2300/2732W 220/240V heating circuits 2 mounting ø 42mm hole distance 55mm L 225mm W 28mm H 60mm L1 40mm L2 55mm L3 125mm H1 34mm H2 26mm hole ø 9mm tube ø 8.5mm thermostat sleeves ø 8mm length thermostat sleeves 157mm thermostat sleeve eccentric, non clinging number of thermostat sleeves 1 connection male faston 6.3mm immersion heater 4 hole flange		
For models:	B2000		
accessories for	417163		
	Part No.	Ref. No.	5492006
	 gasket fibre D1 ø 39mm D2 ø 76mm thickness 2mm hole ø 9mm hole distance 39mm 4 holes		

			
Part No.	417051	Ref. No.	5722221 5722242 5722242AL 5722417
description	heating element 2750/3300W 220/240V heating circuits 2 mounting ø 42mm hole distance 39mm L 338mm W 28mm H 57mm L1 46mm L2 58mm L3 235mm H1 33mm H2 14mm hole ø 9mm tube ø 8.5mm thermostat sleeves ø 6mm length thermostat sleeves 160mm thermostat sleeve centre not clinging number of thermostat sleeves 1 connection male faston 6.3mm immersion heater 4 hole flange		
For models:	B2000, ELLISSE, ELLISSEAL, ELLISSEAL-EBBISAL, ELLISSE-EBBIS, GALATEA		



Part No.	417169	Ref. No.	5722212
description	heating element 3000W 230V heating circuits 1 ϕ 111mm H 280mm W1 111mm H1 175mm H2 105mm mounting distance 66mm thread 1/4" stainless steel windings 5 tube ϕ 8.5mm immersion heater 2 hole fixing connection M6		
accessories for	417169		
	Part No.	361182	Ref. No. 5221821
	nut thread 1/4" H 5mm nickel-plated brass WS 17 Qty 1 pcs		
	Part No.	510417	Ref. No. —
	flat gasket fibre ED ϕ 20mm ID ϕ 14mm thickness 2mm Qty 1 pcs		
	Part No.	520228	Ref. No. —
	tooth lock washer ID ϕ 15.3mm ED ϕ 24mm steel Qty 1 pcs for thread M14		
	Part No.	550262	Ref. No. —
	flat gasket copper ED ϕ 20mm ID ϕ 14mm thickness 2mm		



Part No.	417094	Ref. No.	5722222 5722243
description	heating element 5000W 230V heating circuits 2 mounting ϕ 42mm hole distance 40mm L 550mm W 27mm H 56mm L1 40mm L2 60mm L3 450mm H1 32mm H2 24mm hole ϕ 9mm tube ϕ 8mm thermostat sleeves ϕ 6.5mm length thermostat sleeves 160mm thermostat sleeve eccentric, non clinging number of thermostat sleeves 1 connection male faston 6.3mm immersion heater 2 hole fixing		
For models:	B2000, ELLISSE, ELLISSEAL, ELLISSEAL-EBBISAL, ELLISSE-EBBIS		
accessories for	417094		
	Part No.	528019	Ref. No. 5492006
	gasket fibre D1 ϕ 39mm D2 ϕ 76mm thickness 2mm hole ϕ 9mm hole distance 39mm 4 holes		



Part No.	417279	Ref. No.	5722419
description	heating element 5465W 230V heating circuits 2 mounting ϕ 42mm hole distance 40mm L 540mm W 27mm H 54mm L1 30mm L2 50mm L3 460mm H1 39mm H2 15mm hole ϕ 9mm tube ϕ 8.3mm connection screw immersion heater		
For models:	B2000, ELLISSE, ELLISSEAL, ELLISSEAL-EBBISAL, ELLISSE-EBBIS		

accessories

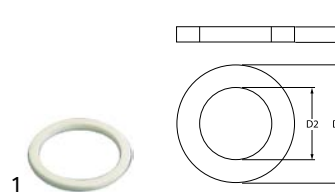
hexagonal nuts



Part No.	361182	Ref. No.	5221821
description	nut thread 1/4" H 5mm nickel-plated brass WS 17 Qty 1 pcs		
For models:	B2000, BZ02, BZ35, BZ40, ELLISSE, ELLISSEAL, ELLISSEAL-EBBISAL, ELLISSE-EBBIS, GALATEA		


sealing washers

PTFE gaskets

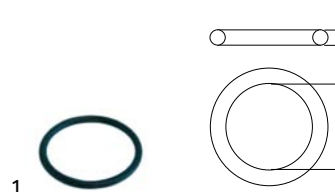


Part No.	528018	Ref. No.	5492004
description	flat gasket PTFE ED ϕ 41mm ID ϕ 33mm thickness 3mm size 1" Qty 1 pcs		
For models:	BZ35, BZ40		

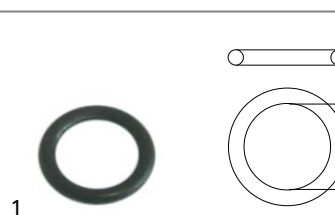
O-rings



Part No.	510893	Ref. No.	7496076
description	O-ring EPDM thickness 2.62mm ID ϕ 9.92mm Qty 1 pcs		
For models:	B2000, BZ02, BZ35, ELLISSE, ELLISSEAL, ELLISSEAL-EBBISAL, ELLISSE-EBBIS, GALATEA, GALATEA-DOMUS, GEA, MEDEA		




Part No.	510409	Ref. No.	7496011
description	O-ring EPDM thickness 5.34mm ID ϕ 56.52mm Qty 1 pcs		
For models:	B2000, ELLISSEAL, ELLISSEAL-EBBISAL		



Part No.	528231	Ref. No.	7496002
description	O-ring Viton thickness 2.62mm ID ϕ 12.37mm Qty 1 pcs		
For models:	B2000, ELLISSEAL-EBBISAL, ELLISSE-EBBIS, GALATEA		




flange gaskets


 <p>1</p>			
Part No.	528019	Ref. No.	5492006
description	gasket fibre D1 ø 39mm D2 ø 76mm thickness 2mm hole ø 9mm hole distance 39mm 4 holes		
For models:	B2000, ELLISSE, ELLISSEAL, ELLISSEAL-EBBISAL, ELLISSE-EBBIS, GALATEA		


thermostats


bi-metal thermostats

safety bi-metal thermostats


 <p>1</p>			
Part No.	390367	Ref. No.	7634819
description	bi-metal safety thermostat hole distance 39-44mm switch-off temp. 130°C 2NC 2-pole 16A connection F6.3 2 hole fixing		


 <p>1</p>			
Part No.	390647	Ref. No.	7634813
description	bi-metal safety thermostat hole distance 40mm switch-off temp. 115°C 2NC 16A connection F6.3		
For models:	BZ02, BZ07, BZ35, BZ40		


 <p>1</p>			
Part No.	390616	Ref. No.	7634806
description	bi-metal safety thermostat switch-off temp. 100°C 1-pole		
For models:	BZ35		


 <p>1</p>			
Part No.	390412	Ref. No.	7634802
description	bi-metal safety thermostat switch-off temp. 80°C 1NC 1-pole 16A connection F6.3 M4		
For models:	BZ35		

bi-metal thermostats

 <p>1</p>			
Part No.	390325	Ref. No.	7634807
description	bi-metal thermostat hole distance 40mm switch-off temp. 115°C 2NC 2-pole 16A 250V connection F6.3 2 hole fixing		

 <p>1</p>			
Part No.	390411	Ref. No.	7434002
description	bi-metal thermostat hole distance 40mm switch-off temp. 130°C 2NC 2-pole 16A connection F6.3 2 hole fixing		

 <p>1</p>			
Part No.	390413	Ref. No.	7634805
description	bi-metal thermostat hole distance 40mm switch-off temp. 100°C 1NC 1-pole 10A connection F6.3 M4		
For models:	BZ35		

 <p>1</p>			
Part No.	390414	Ref. No.	7634815
description	bi-metal thermostat switch-off temp. 140°C connection F6.3		
For models:	HOBBY, SELENIA		




control and safety thermostats

EGO

safety thermostats

55.32_ series




Part No.	375454	Ref. No.	7434001
description	safety thermostat switch-off temp. 154°C 3-pole 20A probe ø 6mm probe L 87mm capillary pipe 890mm capillary pipe isolated 800mm gland nut probe		
For models:	B2000, ELLISSE, ELLISSEAL, ELLISSEAL-EBBISAL, ELLISSE-EBBIS, GALATEA		

switches and momentary switches


rocker/momentary rocker switches

30x22mm



Part No.	301003	Ref. No.	7633309
description	rocker switch mounting measurements 30x22mm green 2NO 250V 16A illuminated O-I connection male faston 6.3mm ambient temperature max. 125/55°C protection IP65		
accessories for	301003		
	Part No.	301036	Ref. No. —
	protective cover internal size 30x22mm for rocker switch mounting measurementsmm		



Part No.	301002	Ref. No.	OBEB079 OBEB079T 7633308 OBEB 079T
description	rocker switch mounting measurements 30x22mm orange 2NO 250V 16A illuminated O-I connection male faston 6.3mm ambient temperature max. 85/125°C protection IP65		
accessories for	301002		
	Part No.	301036	Ref. No. —
	protective cover internal size 30x22mm for rocker switch mounting measurementsmm		



Part No.	345163	Ref. No.	N/A
description	momentary rocker switch mounting measurements 30x22mm orange 2CO 250V 16A illuminated connection male faston 6.3mm ambient temperature max. 100/55°C protection IP40		



Part No.	301060	Ref. No.	7633313
description	rocker switch mounting measurements 30x22mm red 2NO 250V 16A illuminated connection male faston 6.3mm ambient temperature max. 125/55°C protection IP40		
For models:	B2000, HOBBY		

36.5x22mm



Part No.	346074	Ref. No.	N/A
description	rocker switch mounting measurements 37x21mm black 2NO/indicator light 250V 10A illuminated connection male faston 6.3mm ambient temperature max. 85°C protection IP40		

push/momentary push switches

ø25mm



Part No.	345161 ¹	Ref. No.	7633304
description	push switch mounting ø 25mm green 2NO 250V 16A illuminated connection male faston 6.3mm ambient temperature max. 85°C protection IP40		
For models:	BZ02, BZ35, BZ40		

¹illuminated

Part No.	345162 ¹	Ref. No.	7633303
description	push switch mounting ø 25mm yellow 2NO 250V 16A illuminated connection male faston 6.3mm ambient temperature max. 85°C protection IP40		
For models:	BZ02, BZ35, BZ40		

¹illuminated



microswitches

with push button

switches with snap-fit



Part No.	346139	Ref. No.	10151.2.00.08
description	microswitch with plunger connection male faston		

key lock switches



Part No.	400639	Ref. No.	7661503
description	key lock switch		
For models:	B2000, ELLISSE, ELLISSE-EBBIS		



Part No.	400641	Ref. No.	7661501
description	key lock switch		



Part No.	400297	Ref. No.	7663563
description	key lock switch 1 group thread M12x1 1NO mounting ø 12mm cable length 300mm		
For models:	ELLISSE, ELLISSE-EBBIS		

rotary switches

BREMAS

A2000 series



Part No.	346013	Ref. No.	7633306
description	rotary switch 0-1 600V 25A connection screw 2 operating positions shaft squaremm		
For models:	B2000		



Part No.	346015	Ref. No.	7633301 7633305
description	rotary switch 25A 3 operating positions 4-pole		
For models:	B2000, ELLISSE, ELLISSEAL, ELLISSEAL-EBBISAL, ELLISSE-EBBIS		

GIOVENZANA

rotary switches



Part No.	347503	Ref. No.	7633334 7633334 + 7473034
description	rotary switch 2 0-1 sets of contacts 2 type PX20 690V 20A shaft ø 6x4.6mm shaft L 28mm connection screw		



Part No.	347516	Ref. No.	7633305.01
description	rotary switch 3 0-1-2 sets of contacts 4 690V 25A shaft ø 6x4.6mm shaft L 28mm shaft square connection screw		



Part No.	347307	Ref. No.	7633302 7633311 7633311.01
description	rotary switch 3 0-1-2 sets of contacts 6 type PX201841S 690V 20A shaft ø 6x4.6mm shaft L 24mm shaft square connection screw		
For models:	B2000, ELLISSE, ELLISSEAL, ELLISSEAL-EBBISAL, ELLISSE-EBBIS		



Part No.	348091	Ref. No.	7633323 7633337+7473034
description	rotary switch sets of contacts 6 2 0-1 type PX20 690V 20A shaft ø 6x4.6mm shaft L 24mm connection screw		

miscellaneous



Part No.	346014	Ref. No.	7633315
description	rotary switch 25A 3-pole sequence 0-1		
For models:	B2000		



lamps

indicator lights

indicator lights (complete)

ø 6mm



1

Part No.	359004	Ref. No.	7633602
description	indicator light ø 6mm 230V green cable length 400mm temp.-resist. 106°C		
For models:	BZ07, BZ09, ELLISSE, ELLISSEAL-EBBISAL, ELLISSE-EBBIS, GALATEA, GALATEA-DOMUS		



1

Part No.	359009	Ref. No.	7633606
description	indicator light ø 6mm 230V red cable length 400mm with series resistor		
For models:	BZ09, ELLISSE, ELLISSEAL, ELLISSE-EBBIS, GALATEA		



1

Part No.	359005	Ref. No.	7633604
description	indicator light ø 6mm 230V yellow cable length 400mm		
For models:	BZ07, BZ09, ELLISSE, ELLISSEAL, ELLISSEAL-EBBISAL, ELLISSE-EBBIS, GALATEA-DOMUS		

ø12mm

with screw socket



1

Part No.	359048	Ref. No.	7633617
description	indicator light ø 12mm 230V yellow connection male faston 6.3mm		

ø13mm

with plug-in socket



1

Part No.	359142	Ref. No.	7633610
description	indicator light ø 13mm green 230V connection male faston 6.3mm temp.-resist. 120°C Qty 1 pcs		
For models:	B2000, BZ02, BZ35, BZ40		



1

Part No.	359143	Ref. No.	7633609
description	indicator light ø 13mm yellow 230V connection male faston 6.3mm temp.-resist. 120°C Qty 1 pcs		
For models:	B2000, BZ02, BZ35, BZ40		



timers

electric timers



1


Part No.	350042	Ref. No.	7667012
description	timer impulse electric 230V		
For models:	B2000		

accessories for	350042			
	Part No.	111164	Ref. No.	5522031
	dial plate			
	Part No.	111165	Ref. No.	5999910LL 7371505
	knob switch zero mark t.max.°C ø 37mm shaft ø 6mm shaft flat silver			

mechanical timers




1

Part No.	350048	Ref. No.	7667501	
description	timer M2 2-pole operation time 75s impulse mechanical 2N0 at 250V 16A permanent position no shaft ø 3.5 x 3.5mm shaft L 17mm mounting distance 28mm connection lateral			
For models:	B2000			
accessories for	350048			
	Part No.	110365	Ref. No.	7371503
	knob switch zero mark t.max.°C ø 44mm shaft ø 3.5x3.5mm shaft flat black			




spare parts and accessories

dial fascias

 <p>1</p>			
Part No.	111164	Ref. No.	5522031
description	dial plate		


knobs

 <p>1</p>			
Part No.	110365	Ref. No.	7371503
description	knob switch zero mark t.max. °C ø 44mm shaft ø 3.5x3.5mm shaft flat black		
For models:	B2000		

contactors

ALLEN BRADLEY

power contactors

 <p>1</p>			
Part No.	380352	Ref. No.	7636902
description	power contactor resistive load 32A 230VAC (AC3/400V) 9A/4kW main contacts 4NO connection screw connection type 100-C09*400		
For models:	B2000, ELLISSE		

miscellaneous


installation contactors

 <p>1</p>			
Part No.	380353	Ref. No.	7631801
description	auxiliary contact AC-12 10A		
For models:	ELLISSE		

relays

power relays

with bracket mounting

 <p>1</p>			
Part No.	380185	Ref. No.	7635410 7635422
description	power relays Italiana Relè 230VAC 30A 1NO connection F6.3 bracket mounting dimensions 36.5x32.2x51.8mm manuf. no. A10-230AC-FA		
For models:	B2000, BZ02, BZ35, BZ40, ELLISSE, ELLISSE-EBBIS, GALATEA		

plug-in/print relays





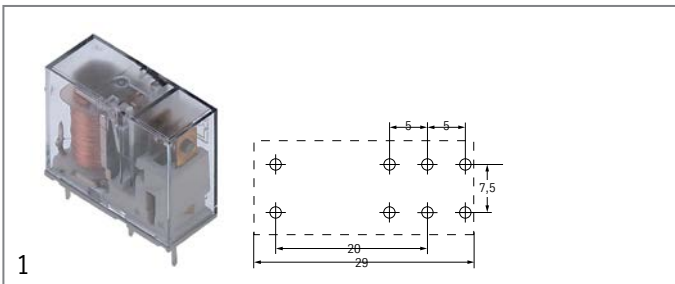



 <p>1</p>				
Part No.	380348	Ref. No.	7635413 7635416	
description	print relay 12VDC 1CO at 250V 16A connection pins raster size 5mm Italiana Relè manuf. no. E61-12DC 95.65/95.75			
For models:	B2000			
accessories for	380348			
	Part No.	380340	Ref. No.	—
	relay socket dimensions 62x36x15mm 250V voltage AC 10A Italiana Relè manuf. no. ZMEM/5			
	Part No.	380505	Ref. No.	—
	relay socket 2CO 40.52 dimensions 81.9x15.5x75mm 250V voltage AC 10A FINDER manuf. no. 95.95.3			

Table continues overleaf




accessories for	380348		
	Part No.	381181	Ref. No. —
	relay socket 2-pole 40.51/40.52/40.61 connection screw clamp dimensions 15.8x78.6mm 250V voltage AC 10A FINDER manuf. no. 95.75		




Part No.	380349	Ref. No.	7635414
description	print relay 24VDC 2CO at 250V 8A connection pins raster size 5mm Italiana Relè manuf. no. E52-24DC-S 95.65/95.75		
accessories for	380349		
	Part No.	380340	Ref. No. —
	relay socket dimensions 62x36x15mm 250V voltage AC 10A Italiana Relè manuf. no. ZMEM/5		
	Part No.	380505	Ref. No. —
	relay socket 2CO 40.52 dimensions 81.9x15.5x75mm 250V voltage AC 10A FINDER manuf. no. 95.95.3		
	Part No.	381181	Ref. No. —
	relay socket 2-pole 40.51/40.52/40.61 connection screw clamp dimensions 15.8x78.6mm 250V voltage AC 10A FINDER manuf. no. 95.75		

relay sockets



1

Part No.	380137	Ref. No.	7635415
description	relay socket 8-pole connection plug-in connection round 8-pole dimensions 65x28x40mm 380V voltage AC 10A Italiana Relè manuf. no. ZVE8		
For models:	B2000		
accessories for	380137		
	Part No.	380805	Ref. No. —
	support bracket		

level relays

GICAR



Part No.	400246	Ref. No.	7661027
description	level relay 230V voltage AC 50/60Hz 10A connection F6.3 type RL30/1E/F		
For models:	B2000		



Part No.	400385	Ref. No.	7461034.01 7661008 7661035.01
description	level relay 230V voltage AC 50/60Hz 5A connection male faston 6.3mm type RL30/4ESS/F		
For models:	B2000, BZ02, GALATEA, GALATEA-DOMUS, GEA, MEDEA		



Part No.	400240	Ref. No.	7661025
description	level relay 230V voltage AC 50/60Hz 8-pole 5A connection plug-in connection round 8-pole type RL30/1E-2C/8		
For models:	B2000		



Part No.	400351	Ref. No.	7661003 7661034 7661034.01
description	level relay 250V voltage AC 50/60Hz 5/5A connection male faston 6.3mm type RL30/4ESS/F		
For models:	B2000, BZ02, BZ35, BZ40, GALATEA, GALATEA-DOMUS, GEA, MEDEA		



GIEMME



1

Part No.	401816	Ref. No.	7662614
description	level relay 230V voltage AC 50/60Hz connection plug connection type DOS RLO 1GR 2S/C		

electronics

electronics accessories

1

Part No.	400763	Ref. No.	5372702
description	bracket for keypad blue		
For models:	ELLISSE, ELLISSE-EBBIS		



1

Part No.	400762	Ref. No.	5372701
description	bracket for keypad grey		
For models:	ELLISSE, ELLISSE-EBBIS		

PCBs



1

Part No.	400608	Ref. No.	7667011
description	keypad PCB		



1

Part No.	400568	Ref. No.	7665505
description	PCB		

central units



1

Part No.	400399	Ref. No.	7662502 7662505 7662508 7662511 7662514 7662517 7662523 7662538 7662541 7662544 7662702
description	central unit for coffee machine 230V type 3d5 3GRCTZ XLC		
For models:	B2000, ELLISSE, ELLISSE-EBBIS, GALATEA		



1

Part No.	400388	Ref. No.	7662616
description	control box		
For models:	BZ02, BZ35, BZ40		



1

Part No.	400634	Ref. No.	7662520 7662526 7662553 7662557 7662558 7662559
description	control box		
For models:	B2000, ELLISSE		



1

Part No.	401400	Ref. No.	7662575
description	control box 1-group for coffee machine 230V type E3M2A		
For models:	B2000		



1

Part No.	400637	Ref. No.	7662529 7662532 7662535 7662566 7662567 7662568
description	control box 3-group for coffee machine 230V type 3d5 3GRCTZ		
For models:	B2000, ELLISSE		



1

Part No.	400398	Ref. No.	7662577
description	control box 3-group for coffee machine 230V type E3M2A		
For models:	B2000		



1

Part No.	400392	Ref. No.	7662583 7662584 7662591 7662592 7662595 7662596
description	control box for coffee machine 230V		



1

Part No.	400406	Ref. No.	7662585 7662593 7662597
description	control box for coffee machine 230V		

keypads

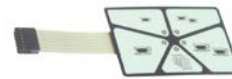
front foils



1

Part No.	400630	Ref. No.	5660509
description	keypad foil		

membrane keypads




1

Part No.	400643	Ref. No.	5660510
description	membrane keypad		
For models:	B2000, BZ40		



1

Part No.	400644	Ref. No.	5660508
description	membrane keypad		
For models:	B2000		



1

Part No.	400647	Ref. No.	5660506
description	membrane keypad		
For models:	BZ35, BZ40		



1

Part No.	400431	Ref. No.	5660505
description	membrane keypad buttons 1 L 60mm W 40mm		
For models:	ELLISSE, ELLISSE-EBBIS		



1			
Part No.	400432	Ref. No.	5660504
description	membrane keypad buttons 5 L 130mm W 40mm		
For models:	ELLISSE, ELLISSE-EBBIS		

1			
Part No.	400435	Ref. No.	5660502
description	membrane keypad buttons 5 L 130mm W 40mm		
For models:	ELLISSE, ELLISSE-EBBIS		

1			
Part No.	400433	Ref. No.	5660503
description	membrane keypad buttons 6 L 130mm W 40mm		
For models:	ELLISSE, ELLISSE-EBBIS		

1			
Part No.	400434	Ref. No.	5660501
description	membrane keypad buttons 6 L 130mm W 40mm		
For models:	ELLISSE, ELLISSE-EBBIS		

1			
Part No.	401817	Ref. No.	N/A
description	membrane keypad buttons 6 L 131mm W 40mm		

1			
Part No.	529907	Ref. No.	5660520
description	membrane keypad L 132mm W 40mm		
For models:	ELLISSE, ELLISSE-EBBIS		

keypad units

1			
Part No.	400362	Ref. No.	7665003
description	keypad unit		

1			
Part No.	400389	Ref. No.	7665001
description	keypad unit		

1			
Part No.	529829	Ref. No.	5962001
description	keypad unit buttons 5 230V L 117mm W 45mm CONTROL d - CAL		
For models:	ELLISSE, ELLISSE-EBBIS		

accessories


1			
Part No.	400646	Ref. No.	53272702
description	bezel for keypad		

1			
Part No.	400640	Ref. No.	7636602
description	pin strip 4-pole		
For models:	ELLISSE, ELLISSE-EBBIS		

1			
Part No.	400648	Ref. No.	7636603
description	pin strip 7-pole		
For models:	B2000, BZ02, BZ35, BZ40		

1			
Part No.	400649	Ref. No.	7636601
description	pin strip 8-pole		
For models:	ELLISSE, ELLISSE-EBBIS		



			
Part No.	401908	Ref. No.	7663506
description	ribbon cable plug type 2 row 2x7-pole L 1000mm		
For models:	B2000		

solenoid valves


solenoid valves (water)

metal

ASCO

spare parts and accessories





O-rings

			
Part No.	371095	Ref. No.	7496018
description	O-ring Viton thickness 1.78mm ID ø 6.07mm Qty 1 pcs		
For models:	B2000, BZ02, BZ07, BZ09, BZ35, BZ40, ELLISSE, ELLISSE-EBBIS, GALATEA, GALATEA-DOMUS, GEA, MEDEA, SELENIA		

LUCIFER


3-way

131F series


			
Part No.	370053	Ref. No.	7702204 7702211
description	solenoid valve 3-ways 230VAC DN 2.5mm slide-on receptacle DIN -10 up to 140°C type series 131F coil type DZ06S6 membranes FKM (water/steam) p max 10bar flange 32x32mm		
For models:	B2000, ELLISSE-EBBIS		
spare parts for	370053		
	Part No.	370061	Ref. No. 7703001
	solenoid valve body LUCIFER-PARKER 3-ways outer cone		
	Part No.	371031	Ref. No. 7630306
	solenoid coil LUCIFER-PARKER 230VAC 9VA coil type DZ06S6 seat ø 15mm		
accessories for	370053		
	Part No.	371090	Ref. No. 7631506
	power socket plug type DIN 43650A screw		
	Part No.	371095	Ref. No. 7496018
	O-ring Viton thickness 1.78mm ID ø 6.07mm Qty 1 pcs		
	Part No.	371100	Ref. No. —
	O-ring silicone thickness 1.78mm ID ø 6.07mm Qty 1 pcs		

spare parts and accessories

solenoid coils

			
Part No.	371031	Ref. No.	7630306
description	solenoid coil LUCIFER-PARKER 230VAC 9VA coil type DZ06S6 seat ø 15mm		
For models:	B2000, ELLISSE		


valve bodies

			
Part No.	370061	Ref. No.	7703001
description	solenoid valve body LUCIFER-PARKER 3-ways outer cone		
For models:	B2000, ELLISSE		

ODE

solenoid valves steam (water)

31JN series

			
Part No.	370528	Ref. No.	7702316
description	solenoid valve brass 3-ways 230V voltage AC L 30mm body inner cone DN 1.2mm type series ODE		
For models:	BZ09		

PARKER

3-way

VE-148 series





			
Part No.	370718	Ref. No.	7702311
description	solenoid valve brass 3-ways 230VAC connection 1/8" L 30mm DNmm -10° up to +140°C coil type ZB09 p max 16bar 50/60Hz 9W		
For models:	BZ02, BZ07, BZ35, BZ40, GALATEA		
spare parts for	370718		
	Part No.	371029	Ref. No. —
	solenoid coil PARKER 230VAC 9VA coil type ZB09 seat ø 14mm H 33mm W 34mm D 43mm		

Table continues overleaf






accessories for	370718			
	Part No.	371090	Ref. No.	7631506
	power socket plug type DIN 43650A screw			

SIRAI

2-way

L177-B series



Part No.	370082	Ref. No.	7702308	
description	solenoid valve 2-ways 230VAC connection 1/8" L 26.5mm DN 2.3mm slide-on receptacle DIN -10 up to +90°C SIRAI type series L177-B coil type Z610A membranes NBR (water) p max 30bar p min 0bar			
For models:	B2000, ELLISSE			
spare parts for	370082			
	Part No.	371085	Ref. No.	—
	solenoid coil 230VAC 4VA SIRAI coil type ZB10A seat ø 10mm 50/60Hz			
accessories for	370082			
	Part No.	371090	Ref. No.	7631506
	power socket plug type DIN 43650A screw			

3-way


L334-V series



Part No.	370080	Ref. No.	7702210
description	solenoid valve 3-ways 230VAC DN 1.6x2.3mm slide-on receptacle DIN 0 up to +130°C SIRAI type series L334-V coil type ZA10AF8 membranes FPM p max 40bar		
For models:	B2000, ELLISSE		

L377-B series




Part No.	370210	Ref. No.	7702305	
description	solenoid valve brass 3-ways 230VAC connection 1/8 L 26.5mm DN 1.6mm slide-on receptacle compact -10 up to +90°C SIRAI type series L377-B coil type Z610A membranes NBR (water) 50/60Hz			
For models:	BZ02, BZ07, BZ35, BZ40			
accessories for	370210			
	Part No.	371091	Ref. No.	7631504
	power socket plug type DIN 43650B cable lengthmm small			

spare parts and accessories

solenoid coils



Part No.	371071	Ref. No.	7630303	
description	solenoid coil 230VAC 10VA SIRAI coil type Z610A seat ø 10mm H 33mm L 33mm W 25mm 50/60Hz			
For models:	B2000, BZ02, BZ07, BZ35, BZ40, ELLISSE, ELLISSE-EBBIS, GALATEA, GALATEA-DOMUS			
accessories for	371071			
	Part No.	371091	Ref. No.	7631504
	power socket plug type DIN 43650B cable lengthmm small			





Part No.	371047	Ref. No.	7630322
description	solenoid coil 230VAC 14VA SIRAI coil type ZA30A seat ø 14mm		
For models:	B2000, ELLISSE, ELLISSE-EBBIS		

solenoid valves (refrigeration)

CASTEL

spare parts and accessories


			
Part No.	371090	Ref. No.	7631506
description	power socket plug type DIN 43650A screw		
For models:	B2000, ELLISSE, ELLISSE-EBBIS		

Solenoid valve - accessories



Part No.	371095	Ref. No.	7496018
description	O-ring Viton thickness 1.78mm ID ø 6.07mm Qty 1 pcs		
For models:	B2000, BZ02, BZ07, BZ09, BZ35, BZ40, ELLISSE, ELLISSE-EBBIS, GALATEA, GALATEA-DOMUS, GEA, MEDEA, SELENIA		





			
1			
Part No.	371091	Ref. No.	7631504
description	power socket plug type DIN 43650B cable lengthmm small		
For models:	ELLISSE, ELLISSE-EBBIS		


pressure switches

for coffee machines




ø 38mm

			
1			
Part No.	541151	Ref. No.	7433003
description	pressure control ø 38mm pressure range 1-2.5bar pressure connection vertical preset at 1.1bar 16A 250V coffee machine parts connection 1-pole pressure connection 1/4" GAS		

			
1			
Part No.	541153	Ref. No.	7433007
description	pressure control ø 38mm pressure range 1-2.5bar pressure connection vertical preset at 1.2bar 16A 250V coffee machine parts connection 1/4" pressure connection 1/4" GAS		

			
1			
Part No.	541152	Ref. No.	7433002
description	pressure control ø 38mm pressure range 1-2.5bar pressure connection vertical preset at 1bar coffee machine parts connection 1/4" pressure connection 1/4" GAS		
For models:	BZ02, BZ35		



miscellaneous

				
1				
Part No.	541021	Ref. No.	7433001	
description	pressure control pressure range adjustable 0.5-1.4bar connection 1/4" 30A 3-pole type P302 coffee machine parts SIRAI			
For models:	B2000, BZ35, BZ40, ELLISSE, ELLISSEAL, GALATEA			
accessories for	541021			
	Part No.	550262	Ref. No.	—
	flat gasket copper ED ø 20mm ID ø 14mm thickness 2mm			
	Part No.	890100	Ref. No.	—
	PTFE tape reel L 12m W 12mm -200 up to +260°C approval DINDVGW, KTW temperature-resistant, elastic for fine thread thickness 0.1mm			


flow meters and flow sensors

flow meters

GICAR

				
1				
Part No.	400004	Ref. No.	7431001	
description	flow meter thread 1/4" stainless steel with LED plug connection approval NSF			
For models:	B2000, BZ02, BZ35, BZ40, ELLISSE, ELLISSE-EBBIS, GALATEA			
accessories for	400004			
	Part No.	400256	Ref. No.	—
	plug GICAR for flow meter			

accessories

			
1			
Part No.	400258	Ref. No.	7496020
description	O-ring for flow meter		
For models:	B2000, BZ35, BZ40, ELLISSE		



1

Part No.	529913	Ref. No.	5191501
description	spacer ring H 6.5mm D1 ø 11mm D2 ø 8mm PTFE		
For models:	B2000, BZ02, BZ35, BZ40, ELLISSE, ELLISSE-EBBIS, GALATEA		

motors

motors

for coffee grinders

complete



1

Part No.	500241	Ref. No.	OBDF15
description	motor 90W 230V 50Hz 1 phase shaft ø 10mm shaft length 38mm thread M8L 1340rpm type C002801 ø 95mm H 160mm capacitor 5/6µF RPM 0.09kW		

pumps

booster pumps II

pump heads


FLUID-O-TECH





1

Part No.	500176	Ref. No.	7730506
description	pump head P0104X FLUID-O-TECH L 82mm 100l/h connection 3/8" GAS with filter an bypass brass clip connection for coffee machine shaft ø 4.8x11mm flange ø1 47.5mm flange ø2 38.3mm		
For models:	B2000, BZ35, BZ40, ELLISSE, ELLISSE-EBBIS, GALATEA, GALATEA-DOMUS, GEA		

vibration pumps




1

Part No.	500124	Ref. No.	5966006 7731005
description	vibration pump type EX 5 230V 48W 50/60Hz inlet ø 6 outlet ø 1/8" IT flat seal ULKA brass L 123mm		
accessories for	500124		
	Part No.	520152	Ref. No. —
	hose connector Santoprene grommet ø 7mm grommet length 14mm		
	Part No.	520330	Ref. No. —
	bracket rubber dimensions 69x44x4mm		

fuses

fine fuses



1


Part No.	358676	Ref. No.	7632702
description	fine fuse size ø5x20mm 3.15A fast-acting rated 250V Qty 10 pcs		
For models:	B2000, ELLISSE, ELLISSE-EBBIS		

electric accessories

cables


ribbon cables

group 1



1

Part No.	401909	Ref. No.	7663562
description	ribbon cable 14-pole L 1100mm plug type FC-14P raster size 2.54mm		
For models:	B2000		



1

Part No.	400817	Ref. No.	7663560
description	ribbon cable 14-pole L 800mm plug type FC-14P raster size 2.54mm		
For models:	B2000		



Part No.	400706	Ref. No.	7663553
description	ribbon cable 16-pole L 1100mm plug type FC-16P raster size 2.54mm		
For models:	B2000, ELLISSE, ELLISSE-EBBIS		



Part No.	400229	Ref. No.	7663552
description	ribbon cable 16-pole L 800mm plug type FC-16P raster size 2.54mm		
For models:	B2000, ELLISSE, ELLISSE-EBBIS		

group 3



Part No.	401908	Ref. No.	7663506
description	ribbon cable plug type 2 row 2x7-pole L 1000mm		
For models:	B2000		

group 5



Part No.	401906	Ref. No.	7663569
description	ribbon cable 4-pole L 1100mm plug type 4/16		
For models:	ELLISSE, ELLISSE-EBBIS		



Part No.	401911	Ref. No.	7663568
description	ribbon cable plug type 4/16 4-pole L 800mm		
For models:	ELLISSE, ELLISSE-EBBIS		

connection cables



Part No.	529715	Ref. No.	7663570
description	cable L 1500mm 4-pole plug type 1-row coded		
For models:	ELLISSE, ELLISSE-EBBIS		

terminals

PCB terminal blocks



Part No.	550810	Ref. No.	7631502
description	PCB terminal block 12-pole raster size 5mm		
For models:	B2000, ELLISSE, ELLISSE-EBBIS		



Part No.	550801	Ref. No.	7631514
description	PCB terminal block 3-pole raster size 5mm		
For models:	B2000		



Part No.	550802	Ref. No.	7631503
description	PCB terminal block 4-pole raster size 5mm		
For models:	B2000, ELLISSE, ELLISSE-EBBIS		



Part No.	550803	Ref. No.	7631515
description	PCB terminal block 5-pole raster size 5mm		
For models:	B2000		



Part No.	550804	Ref. No.	7631516
description	PCB terminal block 6-pole raster size 5mm		
For models:	B2000		



Part No.	550805	Ref. No.	7631501 7631517
description	PCB terminal block 7-pole raster size 5mm		
For models:	B2000, ELLISSE, ELLISSE-EBBIS		



equipment-specific units

for display coolers

housing and bezels

1			
Part No.	400632	Ref. No.	5373303
description	housing for PCB		

1			
Part No.	529261	Ref. No.	5471503 5471533
description	spring clip for side part		
For models:	BZ02, ELLISSE, ELLISSEAL, ELLISSEAL-EBBISAL, ELLISSE-EBBIS		

for espresso machines

filter holders

filter holders standard

filter holders (complete)

1			
Part No.	529250	Ref. No.	5965514 5965603R
description	filter holder complete 1-way ID ø 61mm		
For models:	B2000, BZ35, BZ40		

1			
Part No.	529254	Ref. No.	5965604R 5975505
description	filter holder complete 2-way ID ø 62mm outlet distance 33mm		
For models:	BZ35, BZ40		

1			
Part No.	524871	Ref. No.	5965587.01R 5965587R
description	filter holder complete 2-way ID ø 62mm outlet distance 48mm		

1			
Part No.	529253	Ref. No.	5965515
description	filter holder complete 2-way ID ø 62mm outlet distance 48mm		
For models:	B2000, BZ35, BZ40		

1			
Part No.	529252	Ref. No.	5965501 5965605R
description	filter holder complete without filter 1-way mounting ø 79.5mm ID ø 62mm wedge height 8.5mm wedge position diagonal number of wedges 2		
For models:	BZ02, ELLISSE, ELLISSE-EBBIS		

1			
Part No.	529255	Ref. No.	5965503 5965606R
description	filter holder complete without filter 2-way mounting ø 79.5mm ID ø 62mm outlet distance 48mm wedge height 8.5mm wedge position diagonal number of wedges 2		
For models:	BZ02, ELLISSE, ELLISSE-EBBIS		



filter holder without spout



1

Part No.	525978	Ref. No.	N/A
description	filter holder suitable for ASTORIA/BEZZERA without outlet mounting ø 80mm outlet 3/8" ID ø 62mm wedge height 9.5mm wedge position diagonal number of wedges 2 lever straight		

filter holders short



1

Part No.	529070	Ref. No.	N/A
description	filter holder mounting ø 79.3mm outlet 3/8" ID ø 62mm handle M12x1.75 wedge height 8.8mm wedge position diagonal number of wedges 2 lever straight chrome-plated brass		



1

Part No.	526366	Ref. No.	5283007CR 5286007.01CM
description	filter holder mounting ø 79.5mm outlet 3/8" ID ø 62mm handle M12x1.75 wedge height 8.8mm wedge position diagonal number of wedges 2 lever straight chrome-plated brass		



1

Part No.	529059	Ref. No.	5286001CM 5286007.01CM
description	filter holder mounting ø 80mm outlet 3/8" ID ø 62mm handle M12x1.75 wedge height 9.5mm wedge position diagonal number of wedges 2 lever straight chrome-plated brass		
For models:	B2000, BZ02, BZ09, BZ35, BZ40, ELLISSE, ELLISSE-EBBIS, GALATEA		

handles

with external thread



1

Part No.	529044	Ref. No.	7371502
description	handle ø 35mm thread M12x1.75 thread L 15mm L 120mm black		
For models:	B2000, BZ07, BZ09, BZ35, BZ40, GALATEA, GALATEA-DOMUS, GEA, MEDEA, SELENIA		
accessories for	529044		
	Part No.	Ref. No.	5373915
	end cap ø 24.6mm mounting ø 22.1mm H 14mm chrome-plated		



1

Part No.	529127	Ref. No.	5963016
description	handle ø 37mm thread M12x1.75 thread L 14mm L 125mm blue		
For models:	BZ02, ELLISSE, ELLISSEAL, ELLISSEAL-EBBISAL, ELLISSE-EBBIS		



1

Part No.	529126	Ref. No.	5963013
description	handle ø 37mm thread M12x1.75 thread L 14mm L 125mm grey		
For models:	BZ02, ELLISSE, ELLISSEAL, ELLISSEAL-EBBISAL, ELLISSE-EBBIS, HOBBY		

end caps

1

Part No.	531161	Ref. No.	5373915
description	end cap ø 24.6mm mounting ø 22.1mm H 14mm chrome-plated		
For models:	B2000, BZ35, BZ40		

spouts

with thread 3/8"



1

Part No.	529001	Ref. No.	7305005
description	filter holder spout thread 3/8" 1-way straight/long outlet distancemm		
For models:	HOBBY		



1


Part No.	529002	Ref. No.	7305002
description	filter holder spout thread 3/8" 1-way straight/short outlet distancemm		
For models:	B2000, ELLISSE, ELLISSEAL		



1

Part No.	529008	Ref. No.	7305001
description	filter holder spout thread 3/8" 2-way curved outlet distance 33mm		



			
1			
Part No.	529007	Ref. No.	7305003
description	filter holder spout thread 3/8" 2-way curved/short outlet distance 45mm		
For models:	B2000, ELLISSE, ELLISSEAL		

filters

for 1 cup


			
1			
Part No.	527631	Ref. No.	N/A
description	coffee filter ø 70mm mounting ø 60.7mm H 17mm cups 1 amount of coffee 8g		

			
1			
Part No.	529012	Ref. No.	5471010
description	coffee filter ø 70mm mounting ø 60.8mm H 19.5mm cups 1 amount of coffee 6g		
For models:	B2000, BZ02, BZ35, BZ40, ELLISSE, ELLISSE-EBBIS		

			
1			
Part No.	529011	Ref. No.	5471004
description	coffee filter ø 70mm mounting ø 60mm H 24.5mm cups 1 amount of coffee 7g perforation ø 0.4mm		
For models:	B2000, BZ02, BZ07, BZ09, BZ35, BZ40, ELLISSE, ELLISSEAL, ELLISSEAL-EBBISAL, ELLISSE-EBBIS, GALATEA, GALATEA-DOMUS, GEA, MEDEA, SELENIA		

for 2 cups

			
1			
Part No.	529013	Ref. No.	5471009
description	coffee filter ø 70mm mounting ø 60.5mm H 25.5mm cups 2 amount of coffee 14g perforation ø 0.3x0.3mm square		
For models:	B2000, BZ02, BZ35, BZ40, GEA, MEDEA, SELENIA		

			
1			
Part No.	529014	Ref. No.	5471007
description	coffee filter ø 70mm mounting ø 60mm H 21mm cups 2 amount of coffee 12g perforation ø 0.3mm round		
For models:	B2000, BZ02, BZ07, BZ09, BZ35, BZ40, ELLISSEAL-EBBISAL, ELLISSE-EBBIS, GALATEA, GALATEA-DOMUS, GEA, MEDEA, SELENIA		

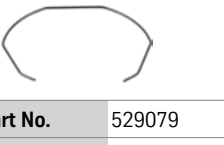
for capsules

			
1			
Part No.	531286	Ref. No.	5471029.01
description	filter ø 70mm mounting ø 60mm H 66mm for EP capsules perforation ø 3.5mm for model universal		

blind filters

			
1			
Part No.	529023	Ref. No.	5471003
description	blind filter ø 70mm mounting ø 60mm H 18mm		
For models:	B2000, BZ02, BZ07, BZ09, BZ35, BZ40, ELLISSE, ELLISSE-EBBIS, GALATEA, GALATEA-DOMUS, GEA, MEDEA, SELENIA		

filter holder springs

			
1			
Part No.	529079	Ref. No.	5471507
description	filter holder spring L 70mm W 60mm wire gauge ø 1.3mm for espresso filter holder		
For models:	B2000, BZ02, BZ07, BZ09, BZ35, BZ40, ELLISSE, ELLISSEAL, ELLISSEAL-EBBISAL, ELLISSE-EBBIS, GALATEA		

brewing units

shower screens

flat

			
1			
Part No.	529084	Ref. No.	5470504
description	shower screen ø 52mm hole ø 6.4mm		
For models:	B2000, BZ40, HOBBY		



with upstand and central hole



1

Part No.	529091	Ref. No.	5470501
-----------------	--------	-----------------	---------

description shower screen ø 57.2mm H 4.3mm hole ø 6.3mm

For models: B2000, BZ02, BZ07, BZ09, BZ35, BZ40, ELLISSE, ELLISSE-EBBIS, GALATEA

accessories for 529091



Part No.	529249	Ref. No.	5285501 5285501TP A 132 A/C 118
-----------------	--------	-----------------	--

water distributor ø 57.2mm H 7.7mm 6 holes hole ø 2mm mounting ø 6.6mm brass

screws



1

Part No.	560375	Ref. No.	7817007
-----------------	--------	-----------------	---------

description countersunk screw thread M5 L 12mm SS DIN 963/ISO 2009 Qty 1 pcs intake slotted head ø 9mm old edition

For models: B2000, BZ40



1

Part No.	560300	Ref. No.	7817001
-----------------	--------	-----------------	---------

description countersunk screw thread M5 L 16mm SS DIN 963/ISO 2009 Qty 1 pcs intake slotted head ø 9mm

For models: B2000, BZ02, BZ07, BZ35, BZ40, ELLISSE, ELLISSE-EBBIS, GALATEA

filter holder gaskets

with cone



1

Part No.	528958	Ref. No.	5493016 5493034 7493008
-----------------	--------	-----------------	-------------------------------

description filter holder gasket with cone D1 ø 72mm D2 ø 56mm H1 9.3mm H2 6.3mm with outside notch NBR Qty 1 pcs

For models: B2000, BZ02, BZ07, BZ09, BZ35, BZ40, ELLISSE, ELLISSEAL-EBBISAL, ELLISSE-EBBIS, GALATEA

O-rings



1

Part No.	510409	Ref. No.	7496011
-----------------	--------	-----------------	---------

description O-ring EPDM thickness 5.34mm ID ø 56.52mm Qty 1 pcs

For models: B2000, ELLISSEAL, ELLISSEAL-EBBISAL

brewing units with solenoid valve

nozzles



1

Part No.	528318	Ref. No.	5223001
-----------------	--------	-----------------	---------

description nozzle hole ø 0.8mm thread M5x1

For models: B2000, ELLISSE, ELLISSE-EBBIS

components



1

Part No.	527564	Ref. No.	5283005
-----------------	--------	-----------------	---------

description brewing unit suitable for BEZZERA

For models: ELLISSE, ELLISSE-EBBIS



1

Part No.	531148	Ref. No.	5283004
-----------------	--------	-----------------	---------

description brewing unit suitable for BEZZERA

For models: B2000

pipes



1


Part No.	529909	Ref. No.	5166007BL
-----------------	--------	-----------------	-----------

description drain pipe ø 16mm L 100mm T1: 1/8" copper


For models: B2000



screw connections



1


Part No.	529910	Ref. No.	5302002
description	screw connection thread 1/4" IT 3/8" L 31mm brass WS 21.5		
For models:	B2000		
accessories for	529910		
	Part No.	Ref. No.	Ref. No.
	529911	5471001	5471001
	fine filter flat ø 11mm H 0.25mm		

brewing units manual

components

levers

lever handles




1

Part No.	529902	Ref. No.	7371506
description	cylindrical handle thread M8 bore ø 8.5mm ø 21mm L 50mm plastic		
For models:	B2000		

components


screws



1

Part No.	560373	Ref. No.	7816002
description	cylinder head bolt thread M4 thread L 12mm WS 3 SS Qty 1 pcs intake internal hexagon DIN 912/ISO 4762		
For models:	B2000, BZ07, BZ09, BZ40, ELLISSE, ELLISSEAL, ELLISSEAL-EBBISAL, ELLISSE-EBBIS, GALATEA, GALATEA-DOMUS, GEA, MEDEA, SELENIA		


screw connections



1

Part No.	528316	Ref. No.	5288001
description	end cap thread M18x1.5 ID ø 13.5mm L 10mm brass WS 17		
For models:	B2000, ELLISSE, ELLISSE-EBBIS		

gaskets



1

Part No.	501362	Ref. No.	5492003
description	flat gasket fibre ED ø 22mm ID ø 13.5mm thickness 2mm Qty 1 pcs		
For models:	B2000		

filter holder supports



1

Part No.	529689	Ref. No.	5280502CM 5280502TW
description	filter holder support		
For models:	B2000, BZ07, BZ09, ELLISSE, ELLISSE-EBBIS, GALATEA		

water dispersions

water dispersions

group 3



1

Part No.	529249	Ref. No.	5285501 5285501TP A 132 A/C 118
description	water distributor ø 57.2mm H 7.7mm 6 holes hole ø 2mm mounting ø 6.6mm brass		
For models:	B2000, BZ02, BZ07, BZ09, BZ35, BZ40, ELLISSE, ELLISSE-EBBIS, GALATEA		
accessories for	529249		
	Part No.	Ref. No.	Ref. No.
	529091	5470501	5470501
	shower screen ø 57.2mm H 4.3mm hole ø 6.3mm		



safety valves

safety valves

1/2"



Part No.	529827	Ref. No.	5975001
-----------------	--------	-----------------	---------

description	safety valve connection 1/2" triggering pressure 1.5bar		
--------------------	---	--	--



Part No.	528967	Ref. No.	5965001 5965015 5965015.01 5965015.02 5965015.03 5965015.04 5965015.05
-----------------	--------	-----------------	--

description	safety valve connection 1/2" triggering pressure 1.65bar		
--------------------	--	--	--

For models:	B2000, BZ35, BZ40, ELLISSE, ELLISSEAL, ELLISSEAL-EBBISAL, ELLISSE-EBBIS, GALATEA		
--------------------	--	--	--

expansion valves

gasket supports



Part No.	529929	Ref. No.	5224615
-----------------	--------	-----------------	---------

description	gasket support for expansion valve D1 ø 9.8mm D2 ø 6.3mm L 14.3mm brass		
--------------------	---	--	--

For models:	B2000, BZ02, BZ07, BZ09, BZ35, BZ40, ELLISSE, ELLISSE-EBBIS, GALATEA, GALATEA-DOMUS, GEA, MEDEA, SELENIA		
--------------------	--	--	--

compression springs



Part No.	529918	Ref. No.	5471520
-----------------	--------	-----------------	---------

description	compression spring ø 11.7mm L 25mm wire gauge ø 2mm		
--------------------	---	--	--

For models:	B2000		
--------------------	-------	--	--



Part No.	529915	Ref. No.	5471505
-----------------	--------	-----------------	---------

description	compression spring ø 7.4mm L 22mm wire gauge ø 0.45mm calibrated		
--------------------	--	--	--

For models:	B2000, BZ02, BZ07, BZ09, BZ35, BZ40, ELLISSE, ELLISSE-EBBIS, GALATEA, GALATEA-DOMUS, GEA, MEDEA, SELENIA		
--------------------	--	--	--



Part No.	529917	Ref. No.	5471506.01
-----------------	--------	-----------------	------------

description	compression spring ø 8mm L 33mm wire gauge ø 1.1mm		
--------------------	--	--	--

For models:	B2000, BZ02, BZ07, BZ09, BZ35, BZ40, ELLISSE-EBBIS, GALATEA, GALATEA-DOMUS, GEA, MEDEA, SELENIA		
--------------------	---	--	--

brass 3-way



Part No.	528095	Ref. No.	5965212AL
-----------------	--------	-----------------	-----------

description	expansion valve		
--------------------	-----------------	--	--



Part No.	528387	Ref. No.	5965025 5965035
-----------------	--------	-----------------	--------------------

description	expansion valve equiv. no. 5965035, 5965025		
--------------------	---	--	--



Part No.	528370	Ref. No.	5965036
-----------------	--------	-----------------	---------

description	expansion valve equiv. no. 5965036		
--------------------	------------------------------------	--	--

For models:	BZ02		
--------------------	------	--	--



Part No.	530460	Ref. No.	5965035.01
-----------------	--------	-----------------	------------

description	expansion valve T1: 1/4" T2: 1/4" hose ø 6mm		
--------------------	--	--	--

For models:	BZ35, BZ40		
--------------------	------------	--	--



drain pans

covers



1

Part No.	529899	Ref. No.	5373104LL
description	cover for drain pan L 100mm W 75mm H 92mm hose ø 19mm ABS plastic		
For models:	ELLISSE, ELLISSE-EBBIS, GALATEA		

drain pans




1

Part No.	528604	Ref. No.	5373603
description	drain pan		
For models:	BZ35, BZ40		



1

Part No.	528603	Ref. No.	5374501 5374501.01
description	drain pan connection 3/8"		
For models:	ELLISSE, ELLISSEAL, ELLISSEAL-EBBISAL, ELLISSE-EBBIS, GALATEA		
accessories for	528603		
	Part No.	529899	Ref. No. 5373104LL
	cover for drain pan L 100mm W 75mm H 92mm hose ø 19mm ABS plastic		



1

Part No.	528602	Ref. No.	5373602 5373602.01
description	drain pan L 105mm W 75mm H 36mm hose ø 17mm mounting thread M6		
For models:	B2000		



1

Part No.	529258	Ref. No.	5373604
description	drain pan L 306mm W 121mm H 20mm hole ø 17mm		
For models:	BZ35		




1

Part No.	528966	Ref. No.	7373002
description	drain tray L 277mm W 140mm		

aerators and air bleeders



1

Part No.	529303	Ref. No.	7452502
description	aerator and air bleeder connection 1/4" only steam		
spare parts for	529303		
	Part No.	528687	Ref. No. —
	O-ring Viton thickness 1.78mm ID ø 3.69mm Qty 1 pcs		



boilers

gaskets

perforated



1

Part No.	528183	Ref. No.	5492005
description	boiler gasket D1 ø 205mm D2 ø 151mm thickness 2mm 10 holes graphite suitable for BEZZERA equiv. no. 5492006		
For models:	B2000, ELLISSE, ELLISSEAL, ELLISSEAL-EBBISAL, ELLISSE-EBBIS, GALATEA		

miscellaneous



1

Part No.	528968	Ref. No.	5286501 5963047
description	drain pan for safety valve		
For models:	B2000, BZ35, BZ40, ELLISSE, ELLISSEAL, ELLISSEAL-EBBISAL, ELLISSE-EBBIS, GALATEA		

heat exchangers

heat exchangers



1

Part No.	529259	Ref. No.	5329005.01BL 5329019DC 5329019DC-AL
description	heat exchanger		
For models:	BZ02, BZ07, BZ35		



steam/water taps

steam/water taps

steam/water taps







1

Part No.	529523	Ref. No.	5974005 5974006 5974018 5974019
description	steam/water tap		
spare parts for	529523		
	Part No.	529919	Ref. No. 5221804NC
	union nut thread 3/8" nickel-plated brass ID ø 12mm L 22mm WS 22		
	Part No.	529922	Ref. No. 5283002LL
	tap body T1: M13x1 T2: M18x1.25 T3: M24x1.25 beveled L 34.7mm		





1


Part No.	529526	Ref. No.	5974007 5974008 5974009 5974010
description	steam/water tap		
accessories for	529526		
	Part No.	111146	Ref. No. 5973021
	knob steam ø 40mm shaft ø M5mm black		
	Part No.	111147	Ref. No. 5973023
	knob water ø 40mm black		
	Part No.	111148	Ref. No. 5973022
	knob steam ø 40mm blue		
	Part No.	111149	Ref. No. 5973024
	knob water ø 40mm blue		



1

Part No.	529828	Ref. No.	5974007.1
description	steam/water tap round shaft ø 10mm		
spare parts for	529828		
	Part No.	529919	Ref. No. 5221804NC
	union nut thread 3/8" nickel-plated brass ID ø 12mm L 22mm WS 22		
	Part No.	529923	Ref. No. 5283002
	tap body T1: M13x1 T2: M18x1.25 T3: M24x1.25 L 34.8mm		



steam taps			
steam taps (complete)			
1			
Part No.	529921	Ref. No.	5974005.01
description	steam tap with knob steam inlet M13x1 outlet M18x1.25		
For models:	B2000		
spare parts for	529921		
	Part No.	111115	Ref. No. 5973005
	knob steam ø 60mm shaft ø 7x7mm shaft flat square black		

1			
Part No.	529653	Ref. No.	5974001 5974001.01 5974002 5974003 5974004
description	steam/water tap with knob		
For models:	BZ35		
spare parts for	529653		
	Part No.	529904	Ref. No. 5283001
	tap body T1: M13x1 T2: M13x1 T3: 3/8" steam/water L 34mm		
	Part No.	529905	Ref. No. 5960501
	shaft steam/water tap complete ø 12.7mm L 51mm thread M12x1.75 brass		

knobs			
1			
Part No.	111148	Ref. No.	5973022
description	knob steam ø 40mm blue		
spare parts for	111148		
	Part No.	111262	Ref. No. 5373908
	symbol steam blue		
	Part No.	111266	Ref. No. 5371805
	knob without symbol blue		
accessories for	111148		
	Part No.	111262	Ref. No. 5373908
	symbol steam blue		

1			
Part No.	111146	Ref. No.	5973021
description	knob steam ø 40mm shaft ø M5mm black		
spare parts for	111146		
	Part No.	111159	Ref. No. 5373907 5373926
	symbol steam black		
	Part No.	111222	Ref. No. 5371804
	turning handle without symbol black		


1			
Part No.	111115	Ref. No.	5973005
description	knob steam ø 60mm shaft ø 7x7mm shaft flat square black		
spare parts for	111115		
	Part No.	111264	Ref. No. 5373905
	symbol steam black		

1			
Part No.	111159	Ref. No.	5373907 5373926
description	symbol steam black		
For models:	ELLISSE, ELLISSEAL, ELLISSEAL-EBBISAL, ELLISSE-EBBIS		

1			
Part No.	111264	Ref. No.	5373905
description	symbol steam black		
For models:	B2000		





1


			
1			
Part No.	111262	Ref. No.	5373908
description	symbol steam blue		
For models:	ELLISSE, ELLISSEAL, ELLISSEAL-EBBISAL, ELLISSE-EBBIS		

components


shafts


			
1			
Part No.	529905	Ref. No.	5960501
description	shaft steam/water tap complete ø 12.7mm L 51mm thread M12x1.75 brass		
For models:	BZ35		
accessories for	529905		
	Part No.	Ref. No.	5283001
	tap body T1: M13x1 T2: M13x1 T3: 3/8" steam/water L 34mm		


			
1			
Part No.	529926	Ref. No.	5220411
description	shaft steam/water tap ø 10.9mm D2 ø 13.7mm L 61.8mm thread M5 IT brass		
For models:	ELLISSEAL-EBBISAL, ELLISSE-EBBIS		

			
1			
Part No.	529908	Ref. No.	5220413
description	shaft steam/water tap square 7x7mm ø 10.9mm D2 ø 13.7mm L 62.4mm thread M5 IT brass		
For models:	B2000		


gaskets

			
1			
Part No.	528380	Ref. No.	5493023
description	gasket		
For models:	B2000, BZ02, BZ35, ELLISSEAL-EBBISAL, ELLISSE-EBBIS, GALATEA, GALATEA-DOMUS, GEA, MEDEA, SELENIA		


			
1			
Part No.	528384	Ref. No.	5493001
description	gasket		
For models:	B2000, BZ02, BZ07, BZ09, BZ35, BZ40, ELLISSE, ELLISSE-EBBIS, GALATEA, GALATEA-DOMUS, GEA, MEDEA, SELENIA		


			
1			
Part No.	529914	Ref. No.	5493011
description	gasket D1 ø 12mm thickness 5mm NBR		
For models:	B2000, GALATEA		

gasket supports

			
1			
Part No.	529928	Ref. No.	5970504.01
description	piston steam/water tap with thread bolt ø 21mm L 30mm thread M4 brass edition since 22nd February 2005		
For models:	B2000, ELLISSEAL-EBBISAL, ELLISSE-EBBIS, GALATEA		

tap bodies


			
1			
Part No.	529904	Ref. No.	5283001
description	tap body T1: M13x1 T2: M13x1 T3: 3/8" steam/water L 34mm		
For models:	BZ35, BZ40		
accessories for	529904		
	Part No.	Ref. No.	5960501
	shaft steam/water tap complete ø 12.7mm L 51mm thread M12x1.75 brass		


			
1			
Part No.	529922	Ref. No.	5283002LL
description	tap body T1: M13x1 T2: M18x1.25 T3: M24x1.25 beveled L 34.7mm		

			
1			
Part No.	529923	Ref. No.	5283002
description	tap body T1: M13x1 T2: M18x1.25 T3: M24x1.25 L 34.8mm		
For models:	B2000, ELLISSEAL-EBBISAL, ELLISSE-EBBIS, GALATEA		




union nuts

 <p>1</p>			
Part No.	529919	Ref. No.	5221804NC
description	union nut thread 3/8" nickel-plated brass ID ø 12mm L 22mm WS 22		
For models:	B2000, ELLISSE, ELLISSEAL, ELLISSEAL-EBBISAL, ELLISSE-EBBIS		

 <p>1</p>			
Part No.	529729	Ref. No.	5221824NC 5221871EC+5494009 5221871NC
description	union nut thread M18 nickel-plated ID ø 13.3mm L 25mm WS 22		
For models:	B2000, ELLISSE, ELLISSEAL		

washers


 <p>1</p>			
Part No.	529906	Ref. No.	7825001
description	washer D1 ø 8mm D2 ø 4.3mm thickness 0.8mm brass		
For models:	B2000, ELLISSEAL-EBBISAL, ELLISSE-EBBIS, GALATEA		

valve bodies


 <p>1</p>			
Part No.	529924	Ref. No.	5976523
description	valve body edition until 21st February 2005 square 7x7mm T1: 3/8" T2: M24x1.25		

 <p>1</p>			
Part No.	529925	Ref. No.	5976522
description	valve body edition until 28th February 2005 T1: 3/8" T2: M24x1.25		
For models:	ELLISSEAL-EBBISAL		

screw connections

 <p>1</p>			
Part No.	529927	Ref. No.	5223402
description	screw connection L 18.2mm ø 28mm ID ø 11.1mm brass edition since 22nd February 2005 thread 3/8" ET - M24x1.25 ET		
For models:	B2000, ELLISSEAL-EBBISAL, ELLISSE-EBBIS, GALATEA		

water taps

<p>knobs</p>  <p>1</p>			
Part No.	111118	Ref. No.	5973002
description	knob water ø 32mm shaft ø 6x6mm shaft flat square black		

 <p>1</p>			
Part No.	111121	Ref. No.	5973004
description	knob water ø 38mm shaft ø 7x7mm shaft flat square black		

 <p>1</p>				
Part No.	111147	Ref. No.	5973023	
description	knob water ø 40mm black			
spare parts for	111147			
	Part No.	111222	Ref. No.	5371804
	turning handle without symbol black			
	Part No.	111223	Ref. No.	5373909
	symbol water black			



1



1

Part No.	111149	Ref. No.	5973024
-----------------	--------	-----------------	---------

description knob water ø 40mm blue

spare parts for 111149



Part No.	111263	Ref. No.	5373910
-----------------	--------	-----------------	---------

symbol water blue



Part No.	111266	Ref. No.	5371805
-----------------	--------	-----------------	---------

knob without symbol blue



1

Part No.	111116	Ref. No.	5973006
-----------------	--------	-----------------	---------

description knob water ø 60mm shaft ø 7x7mm shaft flat square black

spare parts for 111116



Part No.	111265	Ref. No.	5373906
-----------------	--------	-----------------	---------

symbol water ø 45mm black



1

Part No.	111223	Ref. No.	5373909
-----------------	--------	-----------------	---------

description symbol water black

For models: ELLISSE, ELLISSEAL, ELLISSEAL-EBBISAL, ELLISSE-EBBIS



1

Part No.	111263	Ref. No.	5373910
-----------------	--------	-----------------	---------

description symbol water blue

For models: ELLISSE, ELLISSEAL, ELLISSEAL-EBBISAL, ELLISSE-EBBIS



1

Part No.	111265	Ref. No.	5373906
-----------------	--------	-----------------	---------

description symbol water ø 45mm black

For models: B2000

water taps



1

Part No.	529653	Ref. No.	5974001 5974001.01 5974002 5974003 5974004
-----------------	--------	-----------------	--

description steam/water tap with knob

For models: BZ35

spare parts for 529653



Part No.	529904	Ref. No.	5283001
-----------------	--------	-----------------	---------

tap body T1: M13x1 T2: M13x1 T3: 3/8" steam/water L 34mm



Part No.	529905	Ref. No.	5960501
-----------------	--------	-----------------	---------

shaft steam/water tap complete ø 12.7mm L 51mm thread M12x1.75 brass



1

Part No.	529883	Ref. No.	5974028
-----------------	--------	-----------------	---------

description water tap




1


Part No.	529614	Ref. No.	5974002.01
-----------------	--------	-----------------	------------

description water tap with knob

For models: BZ35





1

Part No.	529920	Ref. No.	5974006.01
description	water tap with knob water inlet M13x1 outlet M18x1.25		
For models:	B2000		
spare parts for	529920		
	Part No.	111116	Ref. No. 5973006
	knob water ø 60mm shaft ø 7x7mm shaft flat square black		

steam/water pipes

steam pipes




1

Part No.	529656	Ref. No.	5966503
description	steam pipe		
For models:	BZ35, BZ40		



1

Part No.	529884	Ref. No.	5966516 5966516.01
description	steam pipe complete		



1

Part No.	529762	Ref. No.	5966502.01
description	steam pipe SS		
For models:	B2000, ELLISSE, ELLISSEAL, ELLISSEAL-EBBISAL, ELLISSE-EBBIS		



1


Part No.	529651	Ref. No.	7479928
description	steam pipe thread M18x1.25		
For models:	B2000, ELLISSE, ELLISSEAL, ELLISSEAL-EBBISAL, ELLISSE-EBBIS		



1

Part No.	529761	Ref. No.	5966502 5966560.01
description	steam pipe thread M18x1.25 H 170mm		

water pipes




1

Part No.	529619	Ref. No.	5966504
description	water pipe		
For models:	BZ35, BZ40		



1

Part No.	529655	Ref. No.	5966506 5966506.01
description	water pipe		
For models:	B2000		



1

Part No.	526368	Ref. No.	5966510
description	water pipe thread M18x1.25 ø 24mm L 63mm		
For models:	ELLISSE, ELLISSE-EBBIS		




1

Part No.	529763	Ref. No.	5966501
description	water pipe thread M18x1.25 ø 24mm L 77mm		
For models:	ELLISSE, ELLISSEAL, ELLISSEAL-EBBISAL, ELLISSE-EBBIS		

accessories

bushes



1

Part No.	529727	Ref. No.	5224605
description	spring guide		
For models:	B2000, ELLISSE, ELLISSEAL, ELLISSEAL-EBBISAL, ELLISSE-EBBIS, GALATEA		



gaskets



1

Part No.	528218	Ref. No.	5494002
description	gasket PTFE int. \varnothing 1.6mm int. \varnothing 2.11.5mm thickness 2mm ID \varnothing mm		
For models:	B2000, ELLISSE, ELLISSEAL, ELLISSEAL-EBBISAL, ELLISSE-EBBIS, GALATEA		



1

Part No.	510893	Ref. No.	7496076
description	O-ring EPDM thickness 2.62mm ID \varnothing 9.92mm Qty 1 pcs		
For models:	B2000, BZ02, BZ35, ELLISSE, ELLISSEAL, ELLISSEAL-EBBISAL, ELLISSE-EBBIS, GALATEA, GALATEA-DOMUS, GEA, MEDEA		



1

Part No.	528231	Ref. No.	7496002
description	O-ring Viton thickness 2.62mm ID \varnothing 12.37mm Qty 1 pcs		
For models:	B2000, ELLISSEAL-EBBISAL, ELLISSE-EBBIS, GALATEA		

fine filters

fine filters



1

Part No.	528317	Ref. No.	5471002
description	fine filter fabric \varnothing 14mm H 12.5mm		
For models:	B2000, ELLISSE, ELLISSE-EBBIS, GALATEA		



1

Part No.	529257	Ref. No.	5471019
description	fine filter fabric \varnothing 8.7mm H 5mm		
For models:	ELLISSE, ELLISSE-EBBIS		



1


Part No.	529911	Ref. No.	5471001
description	fine filter flat \varnothing 11mm H 0.25mm		
For models:	B2000, BZ02, BZ35, BZ40, ELLISSE, ELLISSE-EBBIS, GALATEA		

intake valves

intake valves



1

Part No.	529650	Ref. No.	5964055 L1130B
description	intake valve		
For models:	ELLISSEAL, ELLISSEAL-EBBISAL		
spare parts for	529650		
	Part No.	526367	Ref. No. 5964058
	intake valve L 59mm inlet 3/8" outlet 3/8"		



1

Part No.	526367	Ref. No.	5964058
description	intake valve L 59mm inlet 3/8" outlet 3/8"		
For models:	B2000, ELLISSEAL, ELLISSEAL-EBBISAL, GALATEA		



1

Part No.	529657	Ref. No.	5964054
description	intake valve water equiv. no. 5964054 3-way		
For models:	B2000, ELLISSEAL, ELLISSEAL-EBBISAL		



1

Part No.	529659	Ref. No.	5964060
description	intake valve water equiv. no. 5964060 4-way		
For models:	B2000		

accessories

gaskets



1


Part No.	528373	Ref. No.	5494004
description	gasket		
For models:	B2000, BZ07, BZ09, ELLISSEAL, ELLISSEAL-EBBISAL, GALATEA		





1


Part No.	528372	Ref. No.	5493013
description	gasket ED \varnothing 14.5mm ID \varnothing 3.5mm H 4mm		
For models:	B2000, ELLISSEAL, ELLISSEAL-EBBISAL, GALATEA		





gasket supports			
			
1			
Part No.	528374	Ref. No.	5220603
description	bush D1 ø 12mm int. ø 1 5.3mm H 7mm		
For models:	B2000, ELLISSEAL, ELLISSEAL-EBBISAL, GALATEA		


			
1			
Part No.	528371	Ref. No.	5224607
description	gasket support		
For models:	B2000, ELLISSEAL, ELLISSEAL-EBBISAL, GALATEA		


level glasses			
level glasses			
gaskets			
			
1			
Part No.	529416	Ref. No.	5493026
description	gasket D1 ø 18mm D2 ø 10mm H 9.5mm water level glass suitable for BEZZERA equiv. no. 5493026		
For models:	B2000, GALATEA		


pressure rings			
			
1			
Part No.	528361	Ref. No.	5224802
description	press ring D1 ø 17.9mm ID ø 10.9mm thickness 4.5mm		
For models:	B2000, GALATEA		


level glass pipes			
			
1			
Part No.	529415	Ref. No.	5430504
description	water level tube ø 10mm H 135mm		
For models:	B2000, GALATEA		


screw connections			
			
1			
Part No.	528362	Ref. No.	5221828
description	union nut		
For models:	B2000, GALATEA		


non-return valves			
compression springs			
			
1			
Part No.	529916	Ref. No.	5471518
description	compression spring ø 11.8mm L 29mm wire gauge ø 0.9mm		
For models:	B2000, GALATEA		

complete			
			
1			
Part No.	528369	Ref. No.	5965038
description	non-return valve		
For models:	BZ02		

			
1			
Part No.	528386	Ref. No.	5965020
description	non-return valve		
For models:	BZ35, BZ40, GALATEA-DOMUS		

			
1			
Part No.	528365	Ref. No.	5965013 5965013.02
description	non-return valve inlet 1/8" outlet 3/8" L 41mm brass		
For models:	B2000, GALATEA		

			
1			
Part No.	528368	Ref. No.	5223018 5965075.01
description	non-return valve L 59mm		
For models:	ELLISSE, ELLISSE-EBBIS		

screw connections			
double nipples			
			
1			
Part No.	520737	Ref. No.	5302014
description	double nipple brass thread 1/8" - 1/4" Qty 1 pcs		
For models:	BZ09, ELLISSE, ELLISSE-EBBIS		



1

Part No.	520734	Ref. No.	5225229 5225266
description	double nipple T1: 1/4" T2: 1/2" brass		
For models:	B2000, ELLISSE, ELLISSE-EBBIS		



1

Part No.	529262	Ref. No.	5302006 5302006TP
description	screw connection T1: 1/8" T2: M12x1		
For models:	BZ02, BZ07, BZ35, BZ40, GALATEA-DOMUS, GEA, MEDEA		

T-pieces



1

Part No.	529260	Ref. No.	5973055
description	T-piece		
For models:	BZ02, BZ35, BZ40		

miscellaneous



1

Part No.	529930	Ref. No.	5226401
description	filter support T1: 3/8" T2: M13x1 int. ø 1 7mm int. ø 2 10mm L 31mm brass		
For models:	B2000, ELLISSE		


for coffee grinders

coffee beans containers

protection caps



1

Part No.	527567	Ref. No.	0BEB04C	
description	protection cap with magnet			
accessories for	527567			
	Part No.	527334	Ref. No.	—
	coffee beans container ø 185mm H 211mm seat ø 65mm			

knobs

steam/water taps

steam/water taps



1

Part No.	111163	Ref. No.	5371806
description	knob ø 42mm		
For models:	BZ02, ELLISSE, ELLISSEAL, ELLISSEAL-EBBISAL, ELLISSE-EBBIS		



1

Part No.	111143	Ref. No.	5973025
description	knob ON-OFF t.max.°C ø 42mm shaft ø 10mm shaft flat universal universal shaft special		
For models:	ELLISSEAL-EBBISAL		



1

Part No.	111144	Ref. No.	5973026
description	knob ON-OFF t.max.°C ø 42mm shaft ø 10mm shaft flat universal universal shaft special		
For models:	ELLISSEAL-EBBISAL		



1

Part No.	111117	Ref. No.	5973001
description	knob steam ø 32mm shaft ø threadmm black		
For models:	HOBBY		



1

Part No.	111120	Ref. No.	5973003
description	knob steam ø 38mm black		



1









Part No.	111148	Ref. No.	5973022	
description	knob steam ø 40mm blue			
spare parts for	111148			
	Part No.	111262	Ref. No.	5373908
	symbol steam blue			
	Part No.	111266	Ref. No.	5371805
	knob without symbol blue			


Table continues overleaf







accessories for	111148		
	Part No.	111262	Ref. No. 5373908
	symbol steam blue		




1 	Part No.	111146	Ref. No.	5973021
	description	knob steam ø 40mm shaft ø M5mm black		
	spare parts for	111146		
	Part No.	111159	Ref. No.	5373907 5373926
	symbol steam black			
	Part No.	111222	Ref. No.	5371804
	turning handle without symbol black			



1 	Part No.	111115	Ref. No.	5973005
	description	knob steam ø 60mm shaft ø 7x7mm shaft flat square black		
	spare parts for	111115		
	Part No.	111264	Ref. No.	5373905
	symbol steam black			


1 	Part No.	111118	Ref. No.	5973002
	description	knob water ø 32mm shaft ø 6x6mm shaft flat square black		



1 	Part No.	111121	Ref. No.	5973004
	description	knob water ø 38mm shaft ø 7x7mm shaft flat square black		


1 	Part No.	111147	Ref. No.	5973023
	description	knob water ø 40mm black		
	spare parts for	111147		
	Part No.	111222	Ref. No.	5371804
	turning handle without symbol black			
	Part No.	111223	Ref. No.	5373909
	symbol water black			

1 	Part No.	111149	Ref. No.	5973024
	description	knob water ø 40mm blue		
	spare parts for	111149		
	Part No.	111263	Ref. No.	5373910
	symbol water blue			
	Part No.	111266	Ref. No.	5371805
	knob without symbol blue			

1 	Part No.	111116	Ref. No.	5973006
	description	knob water ø 60mm shaft ø 7x7mm shaft flat square black		
	spare parts for	111116		
	Part No.	111265	Ref. No.	5373906
	symbol water ø 45mm black			

1 	Part No.	111266	Ref. No.	5371805
	description	knob without symbol blue		
	For models:	ELLISSE, ELLISSEAL, ELLISSEAL-EBBISAL, ELLISSE-EBBIS		

1 	Part No.	111233	Ref. No.	5371801
	description	knob without symbol ø 32mm shaft ø 6x6mm shaft flat square black		
	For models:	BZ35		
	accessories for	111233		
	Part No.	111234	Ref. No.	5373902
	symbol water ø 21mm			

1 	Part No.	111222	Ref. No.	5371804
	description	turning handle without symbol black		
	For models:	ELLISSE, ELLISSEAL, ELLISSEAL-EBBISAL, ELLISSE-EBBIS		



knob dial plates



Part No.	111159	Ref. No.	5373907 5373926
description	symbol steam black		
For models:	ELLISSE, ELLISSEAL, ELLISSEAL-EBBISAL, ELLISSE-EBBIS		



Part No.	111264	Ref. No.	5373905
description	symbol steam black		
For models:	B2000		



Part No.	111262	Ref. No.	5373908
description	symbol steam blue		
For models:	ELLISSE, ELLISSEAL, ELLISSEAL-EBBISAL, ELLISSE-EBBIS		



Part No.	111223	Ref. No.	5373909
description	symbol water black		
For models:	ELLISSE, ELLISSEAL, ELLISSEAL-EBBISAL, ELLISSE-EBBIS		



Part No.	111263	Ref. No.	5373910
description	symbol water blue		
For models:	ELLISSE, ELLISSEAL, ELLISSEAL-EBBISAL, ELLISSE-EBBIS		



Part No.	111234	Ref. No.	5373902
description	symbol water ø 21mm		
For models:	BZ35		



Part No.	111265	Ref. No.	5373906
description	symbol water ø 45mm black		
For models:	B2000		

accessories



Part No.	111159	Ref. No.	5373907 5373926
description	symbol steam black		
For models:	ELLISSE, ELLISSEAL, ELLISSEAL-EBBISAL, ELLISSE-EBBIS		



Part No.	111262	Ref. No.	5373908
description	symbol steam blue		
For models:	ELLISSE, ELLISSEAL, ELLISSEAL-EBBISAL, ELLISSE-EBBIS		



Part No.	111223	Ref. No.	5373909
description	symbol water black		
For models:	ELLISSE, ELLISSEAL, ELLISSEAL-EBBISAL, ELLISSE-EBBIS		



Part No.	111263	Ref. No.	5373910
description	symbol water blue		
For models:	ELLISSE, ELLISSEAL, ELLISSEAL-EBBISAL, ELLISSE-EBBIS		

handles and hand wheels

cylindrical handles

fixed



Part No.	529902	Ref. No.	7371506
description	cylindrical handle thread M8 bore ø 8.5mm ø 21mm L 50mm plastic		
For models:	B2000		



cone handles

1			
Part No.	111145	Ref. No.	7372001 7473603
description	cone handle thread M6 ø 20mm L 24mm plastic black		
For models:	B2000, ELLISSEAL, ELLISSEAL-EBBISAL, GALATEA		

gaskets

O-rings

EPDM

1			
Part No.	513057	Ref. No.	7496082
description	O-ring EPDM thickness 1.78mm ID ø 28.3mm Qty 1 pcs		
For models:	ELLISSE-EBBIS		

1			
Part No.	530293	Ref. No.	7496003
description	O-ring EPDM thickness 1.78mm ID ø 8.73mm Qty 1 pcs		
For models:	BZ02, BZ07, ELLISSEAL-EBBISAL, GALATEA-DOMUS, HOBBY		

1			
Part No.	510893	Ref. No.	7496076
description	O-ring EPDM thickness 2.62mm ID ø 9.92mm Qty 1 pcs		
For models:	B2000, BZ02, BZ35, ELLISSE, ELLISSEAL, ELLISSEAL-EBBISAL, ELLISSE-EBBIS, GALATEA, GALATEA-DOMUS, GEA, MEDEA		

1			
Part No.	528181	Ref. No.	7496040
description	O-ring EPDM thickness 3mm ID ø 73mm Qty 1 pcs		
For models:	BZ02, BZ07		

1			
Part No.	510409	Ref. No.	7496011
description	O-ring Viton thickness 5.34mm ID ø 56.52mm Qty 1 pcs		
For models:	B2000, ELLISSEAL, ELLISSEAL-EBBISAL		

Viton

1			
Part No.	526369	Ref. No.	7496075
description	O-ring Viton thickness 1.78mm ID ø 10.82mm Qty 1 pcs		
For models:	B2000, ELLISSEAL-EBBISAL, ELLISSE-EBBIS, GALATEA		

1			
Part No.	371095	Ref. No.	7496018
description	O-ring Viton thickness 1.78mm ID ø 6.07mm Qty 1 pcs		
For models:	B2000, BZ02, BZ07, BZ09, BZ35, BZ40, ELLISSE, ELLISSE-EBBIS, GALATEA, GALATEA-DOMUS, GEA, MEDEA, SELANIA		


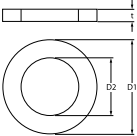
1			
Part No.	528231	Ref. No.	7496002
description	O-ring Viton thickness 2.62mm ID ø 12.37mm Qty 1 pcs		
For models:	B2000, ELLISSEAL-EBBISAL, ELLISSE-EBBIS, GALATEA		


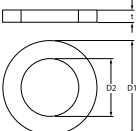
1			
Part No.	528647	Ref. No.	7496005
description	O-ring Viton thickness 2.62mm ID ø 15.08mm Qty 1 pcs		
For models:	B2000, ELLISSE, ELLISSE-EBBIS		


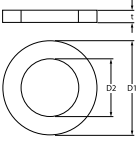
1			
Part No.	532523	Ref. No.	7496001
description	O-ring Viton thickness 2.62mm ID ø 7.59mm Qty 1 pcs		
For models:	BZ02, BZ35, BZ40, GALATEA-DOMUS, GEA, MEDEA, SELANIA		


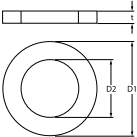
1 mechanical components, equipment accessories


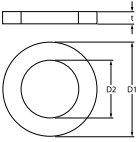


1			
Part No.	528226	Ref. No.	7496016
description	O-ring Viton thickness 2.62mm ID ø 9.92mm Qty 1 pcs		

1			
Part No.	528649	Ref. No.	7496037
description	O-ring Viton thickness 2mm ID ø 6mm Qty 1 pcs		
For models:	BZ02, BZ35, BZ40, HOBBY		


1			
Part No.	532518	Ref. No.	7496008
description	O-ring Viton thickness 3.53mm ID ø 24.99mm Qty 1 pcs		


1			
Part No.	528155	Ref. No.	7496004
description	O-ring Viton thickness 3.53mm ID ø 32.93mm Qty 1 pcs		
For models:	B2000, BZ02, BZ07, BZ09, BZ35, BZ40, ELLISSE, ELLISSE-EBBIS, GALATEA		

1			
Part No.	521146	Ref. No.	7496029 (A117/V)
description	O-ring Viton thickness 5.34mm ID ø 56.52mm Qty 1 pcs		


sealing washers

fibre gaskets

1			
Part No.	528964	Ref. No.	5492002
description	flat gasket FIBER ED ø 11.5mm ID ø 8mm thickness 1mm Qty 1 pcs		
For models:	B2000, ELLISSE, ELLISSE-EBBIS		


1			
Part No.	501362	Ref. No.	5492003
description	flat gasket fibre ED ø 22mm ID ø 13.5mm thickness 2mm Qty 1 pcs		
For models:	B2000		

rubber gaskets


1			
Part No.	698782	Ref. No.	7493016
description	gasket ED ø 72mm ID ø 56mm thickness 9.3mm		


copper gaskets


DIN-7603-A

1			
Part No.	528383	Ref. No.	5495001
description	flat gasket copper ED ø 28mm ID ø 24mm thickness 1mm		
For models:	B2000, ELLISSEAL-EBBISAL, ELLISSE-EBBIS, GALATEA		

DIN-7603-C


1			
Part No.	510420	Ref. No.	5221848
description	gasket copper ED ø 19.9mm ID ø 14.3mm thickness 2mm Qty 1 pcs		

1			
Part No.	528508	Ref. No.	5495006
description	gasket copper ED ø 26mm ID ø 20mm thickness 3mm		
For models:	B2000, ELLISSEAL, ELLISSEAL-EBBISAL, GALATEA		

1			
Part No.	529256	Ref. No.	5495007
description	gasket copper ED ø 40mm ID ø 32mm thickness 3.5mm Qty 1 pcs		
For models:	BZ02, BZ07, BZ35, BZ40, GALATEA-DOMUS, GEA, MEDEA		





PTFE gaskets


 <p>1</p>			
Part No.	528018	Ref. No.	5492004
description	flat gasket PTFE ED ø 41mm ID ø 33mm thickness 3mm size 1" Qty 1 pcs		
For models:	BZ35, BZ40		


springs

compression springs

 <p>1</p>			
Part No.	529918	Ref. No.	5471520
description	compression spring ø 11.7mm L 25mm wire gauge ø 2mm		
For models:	B2000		

 <p>1</p>			
Part No.	529916	Ref. No.	5471518
description	compression spring ø 11.8mm L 29mm wire gauge ø 0.9mm		
For models:	B2000, GALATEA		

 <p>1</p>			
Part No.	529726	Ref. No.	5471504
description	compression spring ø 14mm L 9mm wire gauge ø 2mm		
For models:	B2000, ELLISSE, ELLISSEAL, ELLISSEAL-EBBISAL, ELLISSE-EBBIS, GALATEA		


 <p>1</p>			
Part No.	529915	Ref. No.	5471505
description	compression spring ø 7.4mm L 22mm wire gauge ø 0.45mm calibrated		
For models:	B2000, BZ02, BZ07, BZ09, BZ35, BZ40, ELLISSE, ELLISSE-EBBIS, GALATEA, GALATEA-DOMUS, GEA, MEDEA, SELENIA		

 <p>1</p>			
Part No.	529917	Ref. No.	5471506.01
description	compression spring ø 8mm L 33mm wire gauge ø 1.1mm		
For models:	B2000, BZ02, BZ07, BZ09, BZ35, BZ40, ELLISSE-EBBIS, GALATEA, GALATEA-DOMUS, GEA, MEDEA, SELENIA		


 <p>1</p>			
Part No.	528375	Ref. No.	5471512
description	compression spring ø 9.6mm L 35mm wire gauge ø 1.6mm		
For models:	B2000, ELLISSEAL, ELLISSEAL-EBBISAL, GALATEA		

coffee accessories


measuring spoons

 <p>1</p>			
Part No.	802103	Ref. No.	5372101
description	coffee spoon amount of coffee 7g plastic		
For models:	B2000, BZ02, BZ07, BZ09, BZ35, BZ40, ELLISSE, ELLISSEAL, ELLISSEAL-EBBISAL, ELLISSE-EBBIS, GALATEA-DOMUS, GEA, HOBBY, MEDEA, SELENIA		


coffee tampers


 <p>1</p>			
Part No.	802104	Ref. No.	5373001
description	coffee press plastic ø 49/53mm		
For models:	B2000, BZ02, BZ07, BZ09, BZ35, BZ40, ELLISSE, ELLISSEAL, ELLISSEAL-EBBISAL, ELLISSE-EBBIS, GALATEA-DOMUS, GEA, HOBBY, MEDEA, SELENIA		


manometers


 <p>1</p>			
Part No.	541266	Ref. No.	7432502 7432528
description	manometer double scale ø 63mm pressure range 0-2.5 / 0-16bar connection on the backside thread 1/8"		
For models:	ELLISSE, ELLISSE-EBBIS		





			
1			
Part No.	541279	Ref. No.	5963037
description	manometer double scale ø 63mm pressure range 0-2.5 / 0-25bar connection on the backside thread 1/8"		
For models:	B2000, BZ40		

			
1			
Part No.	541259	Ref. No.	5963037 7432503
description	manometer double scale ø 63mm pressure range 0-3 / 0-15bar connection on the backside thread 1/8"		

			
1			
Part No.	541265	Ref. No.	7432501
description	manometer ø 40mm pressure range 0 up to 2.5bar thread 1/8" connection on the backside		
For models:	BZ35		

			
1			
Part No.	541232	Ref. No.	7432509
description	manometer ø 52mm pressure range 0 up to 3bar thread 1/4" marking 2 connection on the backside		

			
1			
Part No.	541231	Ref. No.	N/A
description	manometer ø 60mm pressure range 0 up to 3bar thread 1/4" marking 1-1.5 connection on the backside		


			
1			
Part No.	529901	Ref. No.	7432507.01R U 1541
description	manometer ø 60mm pressure range 0-3bar thread 1/8" with adapter 1/4" marking 1-1.5 boiler connection on the backside		

dosing pumps

accessories

hose couplings

metal



			
1			
Part No.	361182	Ref. No.	5221821
description	nut thread 1/4" H 5mm nickel-plated brass WS 17 Qty 1 pcs		
For models:	B2000, BZ02, BZ35, BZ40, ELLISSE, ELLISSEAL, ELLISSEAL-EBBISAL, ELLISSE-EBBIS, GALATEA		

hoses

supply hoses

stainless steel flexi hoses

universal hoses

			
1			
			
Part No.	520602	Ref. No.	7200512
description	flex hose SS braid straight-straight DN8 connections 3/8" L 1500mm conical seal approval DVGW operating p. 10bar test pressure 32bar burst p. 95bar		
For models:	BZ02		



fittings, hose and pipe connectors

fittings

double nipples



1

Part No.	520737	Ref. No.	5302014
description	double nipple brass thread 1/8" - 1/4" Qty 1 pcs		
For models:	BZ09, ELLISSE, ELLISSE-EBBIS		

hose connectors

producer-specific

1

Part No.	520736	Ref. No.	5224410
description	hose connector thread 3/8" grommet ø 16mm		
For models:	ELLISSE, ELLISSEAL, ELLISSEAL-EBBISAL		

tools

cleaning tools

brushes

cleaning brushes



1

Part No.	802102	Ref. No.	7990603
description	cleaning brush nylon ø 10mm angled total length 129mm brush length 24mm		
For models:	B2000, BZ07, BZ09, ELLISSE, ELLISSEAL, ELLISSEAL-EBBISAL, ELLISSE-EBBIS, GALATEA, GALATEA-DOMUS, GEA, MEDEA, SELENIA		

fastening material

screws

sheet metal screws



1

Part No.	560095	Ref. No.	7809801
description	sheet metal screws ø 2.9mm L 9.5mm SS Qty 20 pcs DIN 7981/ISO 7049 head ø 5.6mm oval head		
For models:	ELLISSE, ELLISSEAL, ELLISSEAL-EBBISAL, ELLISSE-EBBIS		

countersunk screws



1

Part No.	560375	Ref. No.	7817007
description	countersunk screw thread M5 L 12mm SS DIN 963/ISO 2009 Qty 1 pcs intake slotted head ø 9mm old edition		
For models:	B2000, BZ40		



1

Part No.	560300	Ref. No.	7817001
description	countersunk screw thread M5 L 16mm SS DIN 963/ISO 2009 Qty 1 pcs intake slotted head ø 9mm		
For models:	B2000, BZ02, BZ07, BZ35, BZ40, ELLISSE, ELLISSE-EBBIS, GALATEA		

flat-headed bolts



1

Part No.	560372	Ref. No.	7826202
description	flat-headed bolt thread M5 thread L 10mm brass DIN 84 Qty 1 pcs intake slotted head ø 8.3mm head thickness 3mm		
For models:	B2000, BZ02, BZ40, ELLISSE, ELLISSEAL, ELLISSEAL-EBBISAL, ELLISSE-EBBIS		

cylinder head bolts


DIN 912/ISO 4762




1


Part No.	560373	Ref. No.	7816002
description	cylinder head bolt thread M4 thread L 12mm WS 3 SS Qty 1 pcs intake internal hexagon DIN 912/ISO 4762		
For models:	B2000, BZ07, BZ09, BZ40, ELLISSE, ELLISSEAL, ELLISSEAL-EBBISAL, ELLISSE-EBBIS, GALATEA, GALATEA-DOMUS, GEA, MEDEA, SELENIA		





			
1			
Part No.	560315	Ref. No.	7816001
description	cylinder head bolt thread M5 thread L 12mm WS 4 SS Qty 20 pcs DIN 912/ISO 4762		
For models:	B2000, BZ02, BZ07, BZ09, BZ35, BZ40, ELLISSE, ELLISSE-EBBIS, GALATEA, GEA, HOBBY		


			
1			
Part No.	560316	Ref. No.	7816015
description	cylinder head bolt thread M8 thread L 25mm WS 6 SS Qty 20 pcs DIN 912/ISO 4762		
For models:	B2000, ELLISSE, ELLISSEAL, ELLISSEAL-EBBISAL, ELLISSE-EBBIS		


miscellaneous			
			
1			
Part No.	529877	Ref. No.	5227001
description	cylinder head bolt thread M6 thread L 6mm brass Qty 1 pcs		
For models:	B2000, ELLISSE, ELLISSE-EBBIS		


			
1			
Part No.	529878	Ref. No.	5227002
description	cylinder head bolt thread M8 thread L 6mm brass Qty 1 pcs intake slotted		
For models:	B2000, BZ09, ELLISSE, ELLISSE-EBBIS, GALATEA-DOMUS, SELENIA		

nuts			
cap nuts			
			
1			
Part No.	560374	Ref. No.	7822201
description	cap nuts thread M4 WS 7 brass Qty 1 pcs		
For models:	B2000, ELLISSEAL-EBBISAL, ELLISSE-EBBIS, GALATEA		

knurled nuts			
			
1			
Part No.	529728	Ref. No.	5222801 O/11251G
description	knurled nut thread M18x1 ø 27mm H 4mm brass		
For models:	B2000, ELLISSE, ELLISSEAL, ELLISSEAL-EBBISAL, ELLISSE-EBBIS		

hexagonal nuts			
hexagonal nuts inch thread			
			
1			
Part No.	361182	Ref. No.	5221821
description	nut thread 1/4" H 5mm nickel-plated brass WS 17 Qty 1 pcs		
For models:	B2000, BZ02, BZ35, BZ40, ELLISSE, ELLISSEAL, ELLISSEAL-EBBISAL, ELLISSE-EBBIS, GALATEA		

washers			
spring rings			
			
1			
Part No.	560376	Ref. No.	7813801
description	lock washer ID ø 4.3mm ED ø 7.3mm SS UNI 1751 A Qty 1 pcs for thread M4		
For models:	B2000, ELLISSEAL-EBBISAL, ELLISSE-EBBIS, GALATEA		

fasteners			
retaining rings			
DIN 6799			
			
1			
Part No.	507015	Ref. No.	7810601
description	retaining ring E D1 ø 7mm D2 ø 14mm SS DIN 6799 thickness 0.9mm for shaft ø 8-11mm		
For models:	B2000, ELLISSE, ELLISSEAL, ELLISSEAL-EBBISAL, ELLISSE-EBBIS, GALATEA		



consumables

fuses

fine fuses



1

Part No.	358676	Ref. No.	7632702
description	fine fuse size ø5x20mm 3.15A fast-acting rated 250V Qty 10 pcs		
For models:	B2000, ELLISSE, ELLISSE-EBBIS		

GASTROPARTS.COM

