



**GASTROPARTS**

# Aristarco

- [EN]** Equipment
- [DE]** Geräte
- [ES]** Aparatos
- [FR]** Équipement
- [IT]** Attrezzature
- [PL]** Urządzenia
- [RU]** Оборудование

✉ [gastroparts@gastroparts.com](mailto:gastroparts@gastroparts.com)

☎ +48 56 657 00 66

📘 [fb.com/gastroparts.global](https://fb.com/gastroparts.global)





**GASTROPARTS.COM**







## heating elements


### heating elements for bain maries


 <p>1</p>			
<b>Part No.</b>	416244	<b>Ref. No.</b>	00000386
<b>description</b>	heating element 1000W 230V heating circuits 1 L 258mm W 34mm connection male faston 6.3mm tube ø 6.3mm 2 hole fixing thread 1/8" immersion heater H 35mm mounting distance 26mm		
<b>For models:</b>	GL4.32E, GL4.32EM, PROJECT28, PROJECT28E, PROJECT28EM		
<b>accessories for</b>	416244		
	<b>Part No.</b>	361181	<b>Ref. No.</b> —
	nut thread 1/8" H 4.5mm nickel-plated brass WS 14 Qty 1 pcs		
	<b>Part No.</b>	525780	<b>Ref. No.</b> —
	flat gasket copper ED ø 13mm ID ø 10.2mm thickness 1.5mm for thread 1/8" Qty 1 pcs		
	<b>Part No.</b>	560192	<b>Ref. No.</b> —
	tooth lock washer ID ø 10.4mm ED ø 18mm SS DIN/ISO DIN 6798A Qty 1 pcs for thread M10		

 <p>1</p>			
<b>Part No.</b>	415726	<b>Ref. No.</b>	00001597
<b>description</b>	heating element 750W 230V L 180mm W 170mm H 18mm W1 45mm W2 80mm connection length 26mm tube ø 6.3mm windings 3 connection M4 dry heating element		
<b>For models:</b>	ORION-1, ORION-2, ORION-G1, ORION-G2, ORION-VTR1, ORION-VTR2		


 <p>1</p>			
<b>Part No.</b>	415727	<b>Ref. No.</b>	00001598
<b>description</b>	heating element 900W 230V L 180mm W 175mm H 15mm W1 42mm W2 91mm connection length 24mm tube ø 6.3mm windings 3 connection M4 dry heating element		
<b>For models:</b>	ORION-1, ORION-2, ORION-G1, ORION-G2, ORION-VTR1, ORION-VTR2		


### heating elements for contact grills

 <p>1</p>			
<b>Part No.</b>	416044	<b>Ref. No.</b>	00002396
<b>description</b>	heating element 1100W 230V L 180mm W 245mm H 23mm W1 65mm W2 115mm connection length 20mm tube ø 6.3mm windings 3 connection M4 dry heating element		
<b>For models:</b>	ORION-1.5, ORION-G1.5, ORION-VTR1.5		

 <p>1</p>			
<b>Part No.</b>	416116	<b>Ref. No.</b>	00002397
<b>description</b>	heating element 1200W 230V L 183mm W 272mm H 16mm W1 55mm W2 162mm connection length 20mm tube ø 6.3mm windings 3 connection M4 dry heating element		
<b>For models:</b>	ORION-1.5, ORION-G1.5, ORION-VTR1.5		

### heating elements for salamanders/toast-

 <p>1</p>			
<b>Part No.</b>	416037	<b>Ref. No.</b>	00001104 00001104 DX
<b>description</b>	hot plate 400W 120V heating circuits 1 L 145mm W 150mm H 5mm cable length 175mm mounting pos. right for toaster		
<b>For models:</b>	TA-2, TA-3		

 <p>1</p>			
<b>Part No.</b>	417536	<b>Ref. No.</b>	00001104 SX
<b>description</b>	hot plate 400W 120V L 145mm W 150mm H 5mm cable length 175mm mounting pos. left for toaster		



## heating cartridges



<b>Part No.</b>	420320	<b>Ref. No.</b>	00003370
<b>description</b>	heating cartridge 150W 230V $\varnothing$ 12.6mm L 104mm thread 1/4" cable length 550mm connection female faston 6.3mm		
<b>For models:</b>	ALISE040.28E, ALISE045.32E, AW4028, AW45.32		

## quartz heating elements



<b>Part No.</b>	416036	<b>Ref. No.</b>	00002524
<b>description</b>	heating coil 1000W 230V for quartz tube connection eye		
<b>For models:</b>	FORNO-EXPO-2P		



<b>Part No.</b>	416034	<b>Ref. No.</b>	00000603
<b>description</b>	heating coil 1000W 230V for quartz tube L1 245mm L2 180mm W 120mm $\varnothing$ 6.5mm connection eye		
<b>For models:</b>	FORNO-EXPO-3P, FORNO-EXPO-6P		



<b>Part No.</b>	417664	<b>Ref. No.</b>	00006989
<b>description</b>	quartz heating element 500W 110V L 370mm $\varnothing$ 15mm connection male faston 6.3mm		
<b>For models:</b>	FORNO3P, FORNO6P		



<b>Part No.</b>	416035	<b>Ref. No.</b>	00002523
<b>description</b>	quartz tube L 285mm ID $\varnothing$ 9mm ED $\varnothing$ 11mm		
<b>For models:</b>	FORNO-EXPO-2P		



<b>Part No.</b>	416020	<b>Ref. No.</b>	00000615
<b>description</b>	quartz tube WV L 390mm ID $\varnothing$ 9mm ED $\varnothing$ 11mm		
<b>For models:</b>	FORNO-EXPO-3P, FORNO-EXPO-6P		

## coil heating elements



<b>Part No.</b>	420319	<b>Ref. No.</b>	00005616
<b>description</b>	heating element 2300W 230V L 405mm W 135mm $\varnothing$ 18.5mm thread 1/4" connection M6 for dishwasher heating circuits 1 2 hole fixing		
<b>For models:</b>	TR1200, TR1650, TR1650N, TR2000, TR2500, TR3000, TR3500, TR4000, TR5000, TRC250, TRR2500		

## immersion heating elements

3 hole flange  $\varnothing$ 60.0mm

connection straight

group 1



<b>Part No.</b>	415166	<b>Ref. No.</b>	00001324
<b>description</b>	heating element 2000W 230V mounting $\varnothing$ 60mm heating circuits 1 L 180mm W 42mm H 65mm number of thermostat sleeves 1 thermostat sleeves $\varnothing$ 7mm length thermostat sleeves 170mm tube $\varnothing$ 6.3mm hole distance 83mm hole $\varnothing$ 10mm connection male faston 6.3mm 3 hole flange immersion heater		
<b>For models:</b>	AE35.21, AE38.25, AE40.29, AP35.21, AP35.21DA, AP38.25, AP38.25DA, AP40.28, AP40.28DA, AP40.29, AP40.29DA, COMPACT20, EURO350, EURO380, EURO400, GEMINICF, GEMINI-CF, GEMINI-CR, MINIBAR, MINIBAR-CF, MINIBAR-CR, PROGRAM25CF, PROGRAM25CR		
<b>accessories for</b>	415166		



<b>Part No.</b>	521121	<b>Ref. No.</b>	00000057 57
O-ring EPDM thickness 8mm ID $\varnothing$ 62mm Qty 1 pcs			



<b>Part No.</b>	420269	<b>Ref. No.</b>	00001323 1324
<b>description</b>	heating element 2500W 230V heating circuits 1 mounting $\varnothing$ 60mm L 185mm W 45mm H 45mm 3 hole flange connection male faston 6.3mm immersion heater tube $\varnothing$ 6.3mm thermostat sleeves $\varnothing$ 7.7mm number of thermostat sleeves 1 length thermostat sleeves 175mm thermostat sleeve centre not clinging		
<b>For models:</b>	AC20, AC25, AC26, AE35.21, AE38.25, AE40.29, AE40.30, AL40.28, AL40.28E, AL40.28EM, AP35.21, AP35.21DA, AP38.25, AP38.25DA, AP40.29, AP40.29DA, AP40.31, AP40.31DA, AS40.31, AS40.31DA, AS40.31DGT, AS40.31DGT-DA, COMPACT20, EURO400, GEMINICF, MINIBAR, MINIBAR-CF, MINIBAR-CR, PROGRAM25CF, PROJECT28, PROJECT28E, PROJECT28EM		
<b>accessories for</b>	420269		



<b>Part No.</b>	521121	<b>Ref. No.</b>	00000057 57
O-ring EPDM thickness 8mm ID $\varnothing$ 62mm Qty 1 pcs			




<b>Part No.</b>	418711	<b>Ref. No.</b>	00001294
<b>description</b>	heating element 3000W 230V mounting $\varnothing$ 60mm heating circuits 1 L 285mm W 42mm H 36mm number of thermostat sleeves 1 thermostat sleeves $\varnothing$ 7mm length thermostat sleeves 185mm tube $\varnothing$ 6.5mm hole distance 84mm hole $\varnothing$ 10mm connection male faston 6.3mm 3 hole flange immersion heater		
<b>For models:</b>	AE45.30, AL45.32, AL45.32E, AL45.32EM, AP45.30, AP45.30DA, GL4.32E, GL4.32EM, PASSPORT45.30, PASSPORT50.32, SELF4.32, SELF400		
<b>accessories for</b>	418711		





<b>Part No.</b>	521121	<b>Ref. No.</b>	00000057 57
O-ring EPDM thickness 8mm ID $\varnothing$ 62mm Qty 1 pcs			




with round flange ø60.0mm






1

<b>Part No.</b>	415147	<b>Ref. No.</b>	00002126
<b>description</b>	heating element 6000W 230V heating circuits 3 mounting ø 60mm L 348mm W 34mm H 39mm round flange connection male faston 6.3mm immersion heater thermostat sleeves ø 7mm number of thermostat sleeves 1 length thermostat sleeves 175mm		
<b>For models:</b>	AL1200E, AL1500E, AL55.45E, AL55.45EM, AL55.45EM-P, AL55.45E-P, AP1000, AP55.40, AP55.40DA, GL1040, GL1240, GL5.34, GL5.34E, GL7.38, GL7.40E, GL8.50E, GL8.50EM, LP55-65, LP55-80, LP65-65, PASSPORT50.40		
<b>accessories for</b>	415147		
	<b>Part No.</b>	529460	<b>Ref. No.</b> 2713
	O-ring EPDM thickness 5.34mm ID ø 59.69mm Qty 1 pcs		
	<b>Part No.</b>	550002	<b>Ref. No.</b> 00001209 1209
	tension strap H 10mm L 21mm W 10mm hole ø 6.5mm for heating element		






1


<b>Part No.</b>	416244	<b>Ref. No.</b>	00000386
<b>description</b>	heating element 1000W 230V heating circuits 1 L 258mm W 34mm connection male faston 6.3mm tube ø 6.3mm 2 hole fixing thread 1/8" immersion heater H 35mm mounting distance 26mm		
<b>For models:</b>	GL4.32E, GL4.32EM, PROJECT28, PROJECT28E, PROJECT28EM		
<b>accessories for</b>	416244		
	<b>Part No.</b>	361181	<b>Ref. No.</b> —
	nut thread 1/8" H 4.5mm nickel-plated brass WS 14 Qty 1 pcs		
	<b>Part No.</b>	525780	<b>Ref. No.</b> —
	flat gasket copper ED ø 13mm ID ø 10.2mm thickness 1.5mm for thread 1/8" Qty 1 pcs		
	<b>Part No.</b>	560192	<b>Ref. No.</b> —
	tooth lock washer ID ø 10.4mm ED ø 18mm SS DIN/ISO DIN 6798A Qty 1 pcs for thread M10		




1





<b>Part No.</b>	416246	<b>Ref. No.</b>	00001595
<b>description</b>	heating element 1090W 230V heating circuits 1 L 174mm W 34mm H 20mm L1 54mm L2 120mm thread M10x1 mounting distance 28mm tube ø 6.3mm 2 hole fixing connection male faston 6.3mm immersion heater		
<b>For models:</b>	GL4.32E, GL4.32EM, PROJECT28, PROJECT28E, PROJECT28EM, SELF4.32		
<b>accessories for</b>	416246		
	<b>Part No.</b>	510416	<b>Ref. No.</b> —
	flat gasket fibre ED ø 19mm ID ø 10.5mm thickness 1.5mm for thread M10 Qty 1 pcs		
	<b>Part No.</b>	510893	<b>Ref. No.</b> 00000697 697
	O-ring EPDM thickness 2.62mm ID ø 9.92mm Qty 1 pcs		
	<b>Part No.</b>	520231	<b>Ref. No.</b> 00000267 267
	nut thread M10x1 H 6mm WS 14 zinc-coated steel Qty 1 pcs		


**accessories for** 416246

	<b>Part No.</b>	521129	<b>Ref. No.</b> —
nut thread M10 H 6mm SS WS 17 Qty 1 pcs DIN/ISO DIN 439			







1

<b>Part No.</b>	415671	<b>Ref. No.</b>	00000200
<b>description</b>	heating element 1500W 230V heating circuits 1 L 245mm W 35mm Hmm thread M10x1 mounting distance 34mm tube ø 6.5mm connection length 20mm 2 hole fixing immersion heater connection male faston 6.3mm		
<b>For models:</b>	AL1200E, AL1500E, AL50.34E, AL50.34EM, AL50.40E, AL50.40EM		
<b>accessories for</b>	415671		
	<b>Part No.</b>	510416	<b>Ref. No.</b> —
	flat gasket fibre ED ø 19mm ID ø 10.5mm thickness 1.5mm for thread M10 Qty 1 pcs		
	<b>Part No.</b>	510893	<b>Ref. No.</b> 00000697 697
	O-ring EPDM thickness 2.62mm ID ø 9.92mm Qty 1 pcs		
	<b>Part No.</b>	520231	<b>Ref. No.</b> 00000267 267
	nut thread M10x1 H 6mm WS 14 zinc-coated steel Qty 1 pcs		
	<b>Part No.</b>	521129	<b>Ref. No.</b> —
	nut thread M10 H 6mm SS WS 17 Qty 1 pcs DIN/ISO DIN 439		









1






<b>Part No.</b>	415145	<b>Ref. No.</b>	00001350
<b>description</b>	heating element 1500W 230V heating circuits 1 L 254mm W 36mm H 28mm thread M10x1 mounting distance 26mm tube ø 6.6mm connection male faston 6.3mm 2 hole fixing connection length 22mm immersion heater		
<b>For models:</b>	AE1000, AE1200, AE50.32, AE50.35, AH1000, AH1000Easy, AH1100, AH1100DGT, AH1200, AH1200DGT, AL50.34, AL50.34E, AL50.40, AL50.40E, AP1000, AP1200, AP50.32, AP50.32DA, AP50.35, AP50.35DA, AS50.35, AS50.35DA, AS50.35DGT, AS50.35DGT-DA, EURO500, GL1040, GL1240, GL5.34, GL5.34E, GL500CF, GL500CR, GL7.38, GL7.40E, GL7.40EM, GL700CF, GL700CR, GL8.50E, GL8.50EM, PASSPORT50.32		
<b>accessories for</b>	415145		
	<b>Part No.</b>	510416	<b>Ref. No.</b> —
	flat gasket fibre ED ø 19mm ID ø 10.5mm thickness 1.5mm for thread M10 Qty 1 pcs		
	<b>Part No.</b>	510893	<b>Ref. No.</b> 00000697 697
	O-ring EPDM thickness 2.62mm ID ø 9.92mm Qty 1 pcs		
	<b>Part No.</b>	520231	<b>Ref. No.</b> 00000267 267
	nut thread M10x1 H 6mm WS 14 zinc-coated steel Qty 1 pcs		
	<b>Part No.</b>	521129	<b>Ref. No.</b> —
	nut thread M10 H 6mm SS WS 17 Qty 1 pcs DIN/ISO DIN 439		



			
<b>1</b>			
<b>Part No.</b>	415144	<b>Ref. No.</b>	00000312
<b>description</b>	heating element 2000W 230V heating circuits 1 L 162mm W 30mm H 46mm thread M10x1 mounting distance 24mm tube ø 6.3mm connection male faston 6.3mm 2 hole fixing immersion heater		
<b>For models:</b>	AC25, AC26, GEMINICF, GEMINI-CF, GEMINI-CR, PROGRAM25CF, PROGRAM25CR		
<b>accessories for</b>	415144		
	<b>Part No.</b>	510416	<b>Ref. No.</b> —
	<b>Part No.</b>	510893	<b>Ref. No.</b> 00000697 697
	<b>Part No.</b>	520231	<b>Ref. No.</b> 00000267 267
	<b>Part No.</b>	521129	<b>Ref. No.</b> —

			
<b>1</b>			
<b>Part No.</b>	416247	<b>Ref. No.</b>	00002114
<b>description</b>	heating element 2000W 230V heating circuits 1 L 264mm W 38mm H 19mm thread M10x1 mounting distance 32mm tube ø 6.3mm connection male faston 6.3mm 2 hole fixing immersion heater		
<b>For models:</b>	AE35.21, AE38.25, AE40.29, AE40.30, AE45.30, AH1400, AL1400, AL40.28, AL40.28E, AL40.28EM, AL45.32, AL45.32E, AL45.32EM, AL50.45, AP1000, AP35.21, AP35.21DA, AP38.25, AP38.25DA, AP40.28, AP40.28DA, AP40.29, AP40.29DA, AP40.31, AP45.30, AP45.30DA, AP55.40, AP55.40DA, AS40.31, AS40.31DGT, AS50.40, AS50.40DA, AS50.40DGT, AS50.40DGT-DA, AU-H1400, AU-L55.45, AU-P55.40, AU-S55.40, AU-S55.40DGT, GL4.32E, GL4.32EM, GL8.50EM, LPC1500, PASSPORT45.30, PASSPORT50.40, PROJECT28, PROJECT28E, PROJECT28EM, SELF4.32, SELF400		
<b>spare parts for</b>	416247		
	<b>Part No.</b>	510416	<b>Ref. No.</b> —
	<b>Part No.</b>	510893	<b>Ref. No.</b> 00000697 697
	<b>Part No.</b>	520231	<b>Ref. No.</b> 00000267 267
	<b>Part No.</b>	521129	<b>Ref. No.</b> —

			
<b>1</b>			
<b>Part No.</b>	418911	<b>Ref. No.</b>	0002114P
<b>description</b>	heating element 2000W 230V heating circuits 1 L 264mm W 38mm H 21mm thread M10x1 mounting distance 32mm tube ø 6.3mm connection male faston 6.3mm		
<b>For models:</b>	EURO350, EURO380, EURO400		

			
<b>1</b>			
<b>Part No.</b>	416248	<b>Ref. No.</b>	00006445 6445T
<b>description</b>	heating element 2000W 230V heating circuits 1 L 335mm W 40mm H mm thread M10x1 mounting distance 33mm tube ø 6.5mm connection length 21mm 2 hole fixing immersion heater connection male faston 6.3mm		
<b>For models:</b>	AL1400, AL55.45E, AL55.45EM, AL55.45EM-P, AL55.45E-P, LPC1500		
<b>accessories for</b>	416248		
	<b>Part No.</b>	510416	<b>Ref. No.</b> —
	<b>Part No.</b>	510893	<b>Ref. No.</b> 00000697 697
	<b>Part No.</b>	520231	<b>Ref. No.</b> 00000267 267
	<b>Part No.</b>	521129	<b>Ref. No.</b> —

## foil heating elements



			
<b>1</b>			
<b>Part No.</b>	416249	<b>Ref. No.</b>	00004761
<b>description</b>	foil heating element L 120mm W 120mm 100W 230V t.max.°C without temperature limiter silicone cable length 200mm thickness 1mm		
<b>For models:</b>	ALISEO422, ALISEO428		






## thermostats

### bi-metal thermostats


#### safety bi-metal thermostats

 <p>1</p>			
<b>Part No.</b>	390461	<b>Ref. No.</b>	00004066
<b>description</b>	bi-metal safety thermostat hole distance 23.8mm switch-off temp. 95°C 1NC 1-pole 16A connection F6.3 2 hole fixing		
<b>For models:</b>	AH1400, AL1200E, AL1400, AL1500E, AL40.28, AL40.28E, AL40.28EM, AL45.32, AL45.32E, AL45.32EM, AL50.34, AL50.34E, AL50.34EM, AL50.40, AL50.40E, AL50.40EM, AL50.45, AL55.45E, AL55.45EM, AL55.45EM-P, AL55.45E-P, ALISEO40.28E, ALISEO45.32E, AS40.31, AS40.31DA, AS40.31DGT, AS40.31DGT-DA, AS50.35, AS50.35DA, AS50.35DGT, AS50.35DGT-DA, AU-H1400, AU-L55.45, GL4.32E, GL4.32EM, GL5.34E, GL7.40E, GL7.40EM, GL8.50E, GL8.50EM, LP55-65, LP55-80, LP65-65, LPC1500, PASSPORT50.32, PROJECT28E, PROJECT28EM		
<b>accessories for</b>	390461		
	 <p>Part No.</p>	550388	<b>Ref. No.</b> —
	bracket for contact thermostat mounting distance 24.5mm mounting $\varnothing$ 3.8		

 <p>1</p>			
<b>Part No.</b>	390462	<b>Ref. No.</b>	00004913
<b>description</b>	bi-metal safety thermostat hole distance mm switch-off temp. 105°C 1NC 1-pole 10A connection F6.3 1 hole fixing		
<b>For models:</b>	AE1000, AE1200, AE35.21, AE38.25, AE40.29, AE40.30, AE45.30, AE50.32, AE50.35, AH1000, AH1000Easy, AH1100, AH1100DGT, AH1200, AH1200DGT, AH1400, AL1200E, AL1400, AL1500E, AL40.28, AL40.28E, AL40.28EM, AL45.32, AL45.32E, AL45.32EM, AL50.34, AL50.34E, AL50.34EM, AL50.40, AL50.40E, AL50.40EM, AL50.45, AL55.45E, AL55.45EM, AL55.45EM-P, AL55.45E-P, ALISEO40.28E, ALISEO422, ALISEO428, ALISEO45.32E, AP1000, AP1200, AP35.21, AP35.21DA, AP38.25, AP38.25DA, AP40.28, AP40.28DA, AP40.29, AP40.29DA, AP40.29DA...(Other models you can see in the webshop)		
<b>accessories for</b>	390462		
	 <p>Part No.</p>	550388	<b>Ref. No.</b> —
	bracket for contact thermostat mounting distance 24.5mm mounting $\varnothing$ 3.8		

 <p>1</p>			
<b>Part No.</b>	390318	<b>Ref. No.</b>	4066
<b>description</b>	bi-metal safety thermostat switch-off temp. 95°C 1-pole 2 hole fixing		


#### bi-metal thermostats




 <p>1</p>			
<b>Part No.</b>	390906	<b>Ref. No.</b>	00006299
<b>description</b>	bi-metal thermostat hole distance 23.5mm switch-off temp. 60°C 1NC 1-pole AV connection F6.3 2 hole fixing Qty 1 pcs		
<b>For models:</b>	EURO350, EURO380, EURO400		

### control and safety thermostats

#### IMIT / TEMPOMATIC / ARTERMO


#### control thermostats

 <p>1</p>			
<b>Part No.</b>	390421	<b>Ref. No.</b>	00000359
<b>description</b>	thermostat t.max. 85°C temperature range 0-90°C 1-pole 1CO 16A probe $\varnothing$ 6.5mm probe L 95mm capillary pipe 1500mm capillary pipe isolated 1450mm gland nut shaft $\varnothing$ 6mm shaft Lmm shaft position rotation 270° probe material copper		
<b>For models:</b>	AC20, AC25, AC26, AE1000, AE1200, AE35.21, AE38.25, AE40.29, AE40.30, AE45.30, AE50.32, AE50.35, AH1000, AH1000Easy, AH1100, AH1200, AL1200E, AL1500E, AL40.28E, AL40.28EM, AL45.32E, AL45.32EM, AL50.34E, AL50.34EM, AL50.40E, AL50.40EM, AL55.45E, AL55.45EM, AL55.45EM-P, AL55.45E-P, ALISEO40.28E, ALISEO422, ALISEO428, ALISEO45.32E, AP1000, AP1200, AP35.21, AP35.21DA, AP38.25, AP38.25DA, AP40.28, AP40.28DA, AP40.29, AP40.29DA, AP40.31, AP40.31DA, AP45.30, AP45.30DA, AP50.32, AP50.32DA... (Other models you can see in the webshop)		


 <p>1</p>			
<b>Part No.</b>	390006	<b>Ref. No.</b>	359
<b>description</b>	thermostat t.max. 86°C temperature range 0-86°C 1-pole 1CO 16A probe $\varnothing$ 6.5mm probe L 95mm capillary pipe 1500mm capillary pipe isolatedmm gland nut shaft $\varnothing$ 6x4.6mm shaft L 19mm rotation 270°		
<b>accessories for</b>	390006		
	 <p>Part No.</p>	110100	<b>Ref. No.</b> —
	knob thermostat t.max. 90°C 0-90°C $\varnothing$ 42mm shaft $\varnothing$ 6x4.6mm shaft flat -135° black		
	 <p>Part No.</p>	110105	<b>Ref. No.</b> —
	rosette knob $\varnothing$ 42mm $\varnothing$ 56mm zero mark		



control thermostats with operation switch



<b>Part No.</b>	390904	<b>Ref. No.</b>	00003350
<b>description</b>	thermostat t.max. 300°C temperature range 67-300°C 1-pole 1CO 16A probe ø 3.5mm probe L 197mm capillary pipe 900mm capillary pipe isolated gland nut shaft ø 6x4.6mm shaft L 26mm shaft position upper rotation 270° probe material 2NO		
<b>For models:</b>	ORION-G1, ORION-G1.5, ORION-G2, ORION-VTR1, ORION-VTR1.5, ORION-VTR2		



<b>Part No.</b>	390905	<b>Ref. No.</b>	00003470
<b>description</b>	thermostat t.max. 300°C temperature range 76-300°C 1-pole 1CO 16A probe ø 3mm probe L 195mm capillary pipe 1030mm capillary pipe isolated 250mm gland nut shaft ø 6x4.6mm shaft L 26mm shaft position upper rotation 270° outer switch 2NO		
<b>For models:</b>	ORION-G1, ORION-G1.5, ORION-G2, ORION-VTR1, ORION-VTR1.5, ORION-VTR2		

safety thermostats




<b>Part No.</b>	375972	<b>Ref. No.</b>	00002527
<b>description</b>	safety thermostat switch-off temp. 125°C 1-pole 1CO 16/0.5A probe ø 6.5mm probe L 78mm capillary pipe 1500mm capillary pipe isolated 1400mm gland nut probe material copper		
<b>For models:</b>	AU125-80, AU55-65, AU55-80, AU65-65, LP125-80, LP55-65, LP55-80, LP65-65, TR1650, TR1650N, TR2000, TR2500, TR3000, TR3500, TR4000, TRC250, TRR2500		

switches and momentary switches  
rocker/momentary rocker switches


30x22mm




<b>Part No.</b>	301188	<b>Ref. No.</b>	2383
<b>description</b>	rocker switch mounting measurements 30x22mm black 2NO/2NO 250V 16A I O II connection male faston 6.3mm ambient temperature max. 125/55°C protection IP40		
<b>accessories for</b>	301188		
	<b>Part No.</b>	301036	<b>Ref. No.</b> —
	protective cover internal size 30x22mm for rocker switch mounting measurementsmm		

blank







<b>Part No.</b>	301165	<b>Ref. No.</b>	00000001
<b>description</b>	rocker switch mounting measurements 30x22mm black 2CO 250V 16A connection male faston 6.3mm ambient temperature max. 125/55°C protection IP65 with cover cap		
<b>For models:</b>	GEMINI-CF, GEMINI-CR, GL1040, GL1240, GL5.34, GL500CF, GL500CR, GL7.38, GL700CF, GL700CR, PROGRAM25CF, PROGRAM25CR, PROJECT28, SELF4.32, SELF400		
<b>accessories for</b>	301165		
	<b>Part No.</b>	301036	<b>Ref. No.</b> —
	protective cover internal size 30x22mm for rocker switch mounting measurementsmm		







<b>Part No.</b>	346297	<b>Ref. No.</b>	1146
<b>description</b>	rocker switch mounting measurements 30x22mm orange 2NO 230V 16A illuminated connection male faston 6.3mm ambient temperature max. 125/55°C protection IP65		
<b>accessories for</b>	346297		
	<b>Part No.</b>	301036	<b>Ref. No.</b> —
	protective cover internal size 30x22mm for rocker switch mounting measurementsmm		





labelled			
			
1			
<b>Part No.</b>	301162	<b>Ref. No.</b>	00001146
<b>description</b>	momentary rocker switch mounting measurements 30x22mm orange 2NO 250V 16A illuminated connection male faston 6.3mm ambient temperature max. 100/55°C protection IP65 with cover cap		
<b>For models:</b>	COMPACT20, GEMINI-CF, GEMINI-CR, GL1040, GL1240, GL5.34, GL500CF, GL500CR, GL7.38, GL700CF, GL700CR, MASTER21, MINIBAR, MINIBAR-CF, MINIBAR-CR, PROGRAM25CF, PROGRAM25CR, PROJECT28, SELF4.32, SELF400		
<b>accessories for</b>	301162		
	<b>Part No.</b>	301036	<b>Ref. No.</b> —
	 protective cover internal size 30x22mm for rocker switch mounting measurementsmm		


			
1			
<b>Part No.</b>	301163	<b>Ref. No.</b>	00002496
<b>description</b>	momentary rocker switch mounting measurements 30x22mm white 2NO 250V 16A illuminated connection male faston 6.3mm ambient temperature max. 100/55°C protection IP65 with cover cap		
<b>For models:</b>	COMPACT20, GEMINI-CF, GEMINI-CR, MASTER21, MINIBAR, MINIBAR-CF, MINIBAR-CR, PROGRAM25CF, PROGRAM25CR		
<b>accessories for</b>	301163		
	<b>Part No.</b>	301036	<b>Ref. No.</b> —
	 protective cover internal size 30x22mm for rocker switch mounting measurementsmm		

			
1			
<b>Part No.</b>	301164	<b>Ref. No.</b>	00000364 2496
<b>description</b>	rocker switch mounting measurements 30x22mm green 2NO 250V 16A illuminated connection male faston 6.3mm ambient temperature max. 85°C protection IP65 with cover cap		
<b>For models:</b>	COMPACT20, EMA75, EMA80, EMALUX, GEMINI-CF, GEMINI-CR, GL1040, GL1240, GL5.34, GL500CF, GL500CR, GL7.38, GL700CF, GL700CR, GSN, MASTER21, MINIBAR, MINIBAR-CF, MINIBAR-CR, ORION-1, ORION-1.5, ORION-2, PROGRAM25CF, PROGRAM25CR, PROJECT28, SELF4.32, SELF400, SENT, SPF, SPN, TG, TGSP		
<b>accessories for</b>	301164		
	<b>Part No.</b>	301036	<b>Ref. No.</b> —
	 protective cover internal size 30x22mm for rocker switch mounting measurementsmm		

with symbol			
			
1			
<b>Part No.</b>	301228	<b>Ref. No.</b>	1
<b>description</b>	rocker switch mounting measurements 30x22mm black 2CO 250V 16A I-II connection male faston 6.3mm ambient temperature max. 125/55°C protection IP65 with cover cap		
<b>accessories for</b>	301228		
	<b>Part No.</b>	301036	<b>Ref. No.</b> —
	 protective cover internal size 30x22mm for rocker switch mounting measurementsmm		

push/momentary push switches			
ø16mm			
			
1			
<b>Part No.</b>	301172	<b>Ref. No.</b>	00004043
<b>description</b>	momentary push switch mounting ø 16mm black 1NO 250V 16A connection male faston 6.3mm protection IP40 ambient temperature max. 150°C		
<b>For models:</b>	AC20, AC25, AC26, AE1000, AE1200, AE35.21, AE38.25, AE40.29, AE45.30, AE50.32, AL40.28EM, AL45.32EM, AL50.34EM, AL50.40EM, AL55.45EM, AL55.45EM-P, ALISEO422, ALISEO428, AP1000, AP1200, AP35.21, AP35.21DA, AP38.25, AP38.25DA, AP40.28, AP40.28DA, AP40.29, AP40.29DA, AP45.30, AP45.30DA, AP50.32, AP50.32DA, AP50.35, AP50.35DA, AP55.40, AP55.40DA, COMPACT20, EURO350, EURO380, EURO400, EURO500, GEMINICF, GEMINI-CF, GL1040, GL1240, GL4.32EM, GL7.40EM, GL8.50E, GL8.50EM, PASSPORT45.30... (Other models you can see in the webshop)		

			
1			
<b>Part No.</b>	301173	<b>Ref. No.</b>	00004702
<b>description</b>	momentary push switch mounting ø 16mm black 2CO 250V 16A connection male faston 6.3mm protection IP40 ambient temperature max. 150°C		
<b>For models:</b>	ALISEO422, ALISEO428		

			
1			
<b>Part No.</b>	301175	<b>Ref. No.</b>	00004373
<b>description</b>	push switch mounting ø 16mm black 2CO 250V 16A connection male faston 6.3mm protection IP40 ambient temperature max. 150°C		
<b>For models:</b>	AC25, AP50.35, AP50.35DA, GEMINICF, GL4.32EM, GL7.40EM, LP65-65, PROGRAM25CF, PROGRAM25CR, PROJECT28EM		

			
1			
<b>Part No.</b>	301174	<b>Ref. No.</b>	00004042
<b>description</b>	push switch mounting ø 16mm black 2NO 250V 16A connection male faston 6.3mm protection IP40 ambient temperature max. 150°C		
<b>For models:</b>	AC20, AC25, AC26, AE1000, AE1200, AE35.21, AE38.25, AE40.29, AE45.30, AE50.32, AL1200E, AL1500E, AL40.28E, AL40.28EM, AL45.32E, AL45.32EM, AL50.34E, AL50.34EM, AL50.40E, AL50.40EM, AL55.45E, AL55.45EM, AL55.45EM-P, AL55.45E-P, ALISEO40.28E, ALISEO422, ALISEO428, ALISEO45.32E, AP1000, AP1200, AP35.21, AP35.21DA, AP38.25, AP38.25DA, AP40.28, AP40.28DA, AP40.29, AP40.29DA, AP45.30, AP45.30DA, AP50.32, AP50.32DA, AP50.35, AP50.35DA, AP55.40, AP55.40DA, AW4028, AW45.32, COMPACT20, EURO350... (Other models you can see in the webshop)		





ø25mm



1

<b>Part No.</b>	300256	<b>Ref. No.</b>	K02508 K04133
<b>description</b>	push switch mounting ø 25mm white 2NO 250V 16A illuminated connection male faston 6.3mm ambient temperature max. 85°C protection IP65		

## toggle switches

M12x0.75



1

<b>Part No.</b>	345637	<b>Ref. No.</b>	00000632
<b>description</b>	toggle switch		
<b>For models:</b>	FORNO-EXPO-2P, FORNO-EXPO-3P, FORNO-EXPO-6P		

## microswitches

lever actuated



1

<b>Part No.</b>	345254	<b>Ref. No.</b>	00002384
<b>description</b>	microswitch with lever 250V 16A 1CO connection male faston 6.3mm ambient temperature max. 120°C mounting distance 22mm actuating force: 60g lever length 58mm		
<b>For models:</b>	AH1100, AH1100DGT, AH1200, AH1200DGT, AH1400, AL1200E, AL1400, AL1500E, AP1000, AP1200, AU125-80, AU55-65, AU55-80, AU65-65, AU-H1400, GL1040, GL1240, GL500CF, GL500CR, GL700CF, GL700CR, LP125-80, LP55-65, LP55-80, LP65-65, LPC1500, SELF400		



1

<b>Part No.</b>	345812	<b>Ref. No.</b>	00006476
<b>description</b>	microswitch with lever 250V 10A 2CO connection male faston 6.3mm ambient temperature max. 85°C		
<b>For models:</b>	AL50.34E, AL50.34EM, AL50.40EM, AL55.45EM, AL55.45EM-P, AL55.45E-P		

roller-lever actuated

microswitches



1

<b>Part No.</b>	345041	<b>Ref. No.</b>	00000925
<b>description</b>	microswitch with handle with a switch 250V 16A 1CO connection male faston 6.3mm ambient temperature max. 85°C black lever length 20.5mm		
<b>For models:</b>	AC20, AC25, COMPACT20, EMA75, EMA80, GEMINICF, GEMINI-CF, GEMINI-CR, GSN, MIXER1, MIXER2, SENT, SPN, TG		

pin-plunger actuated



1

<b>Part No.</b>	345105	<b>Ref. No.</b>	00001689 833
<b>description</b>	microswitch with plunger 250V 16A 1CO connection male faston 6.3mm L 28mm ambient temperature max. 125°C mounting distance 22mm type SM-51 actuating force: 280g black		
<b>For models:</b>	COMPACT20, EMA80, EMALUX, GEMINI-CF, GEMINI-CR, GL5.34, GL7.38, MASTER21, MINIBAR, MINIBAR-CF, MINIBAR-CR, MIXER1, MIXER2, PROGRAM25CF, PROGRAM25CR, PROJECT28, SELF4.32		


M10





1


<b>Part No.</b>	347862	<b>Ref. No.</b>	00003528 00012271 + 2 x 00010273
<b>description</b>	microswitch with plunger thread M10x0.75 thread L 18mm 230V 10A 1CO connection F6.3 stroke 4mm mounting distance 22mm ambient temperature max. 125°C type U83161.1 actuating force: 240g		
<b>For models:</b>	AE1000, AE35.21, AE38.25, AE40.29, AE45.30, AE50.32, AP35.21, AP35.21DA, AP38.25, AP38.25DA, AP40.29, AP40.29DA, AP45.30, AP45.30DA, AP50.32, AP50.32DA, AP50.35, AP50.35DA, AP55.40, AP55.40DA		
<b>spare parts for</b>	347862		
	<b>Part No.</b>	<b>Ref. No.</b>	—
		microswitch with plunger 250V 4A 1CO connection male faston 6.3mm ambient temperature max. 125°C mounting distance 22.2mm type U83161.1 actuating force: 240g white	
		<b>Part No.</b>	<b>Ref. No.</b>
		519546	00010273 10273
	nut thread M10x0.75 H 3.45mm WS 14 brass Qty 1 pcs		





 <p>1</p>			
<b>Part No.</b>	347864	<b>Ref. No.</b>	00012271 3528
<b>description</b>	microswitch with plunger thread M10x0.75 thread L 18mm 230V 10A 1CO connection male faston 6.3mm stroke 4mm mounting distancemm ambient temperature max. 125°C actuating force: 240g		
<b>For models:</b>	AE38.25, AE40.30, AE45.30, AE50.32, AE50.35, AP35.21, AP35.21DA		


M12			
 <p>1</p>			
<b>Part No.</b>	347865	<b>Ref. No.</b>	00009454
<b>description</b>	microswitch with plunger mounting distancemm thread M12 thread L 14mm 250V 12A 1CO connection male faston 6.3mm stroke 2mm ambient temperature max. 125°C type actuating force: 500g		
<b>For models:</b>	EURO350, EURO380, EURO400		


 <p>1</p>			
<b>Part No.</b>	345810	<b>Ref. No.</b>	00002651 00004088
<b>description</b>	microswitch with plunger thread M12 thread L 14mm 230V 12A 1CO connection male faston 6.3mm stroke 2mm ambient temperature max. 125°C type U83161.3 actuating force: 2000g		
<b>For models:</b>	AC26, AP35.21, AP35.21DA, AP38.25, AP38.25DA, AP40.28, AP40.28DA, AP55.40, AP55.40DA, EURO350, EURO380, EURO400, GL5.34, GL7.38, MASTER21, PASSPORT50.32, PROGRAM25CF, PROGRAM25CR, PROJECT28, SELF4.32		


miscellaneous			
 <p>1</p>			
<b>Part No.</b>	345811	<b>Ref. No.</b>	00004159 2651
<b>description</b>	microswitch with plunger thread M12 thread L 14mm 250V 12A 2CO connection male faston 6.3mm stroke 3mm ambient temperature max. 125°C type U83161.1 actuating force: 1800g		
<b>For models:</b>	ALISEO422, ALISEO428, AP35.21, AP35.21DA, AP38.25, AP38.25DA, AP40.28, AP40.28DA, AP45.30, AP45.30DA, AP50.32, AP50.32DA, AP50.35, AP50.35DA, AP55.40, AP55.40DA, EURO500, GL4.32E, GL4.32EM, GL5.34E, GL7.40E, GL7.40EM, GL8.50E, GL8.50EM, PASSPORT45.30, PASSPORT50.32, PASSPORT50.40, PROGRAM25CF, PROGRAM25CR, PROJECT28E, PROJECT28EM		


accessories			
 <p>1</p>			
<b>Part No.</b>	508189	<b>Ref. No.</b>	00002832
<b>description</b>	lever for microswitch		

system switches (ROLD)			
 <p>1</p>			
<b>Part No.</b>	345536	<b>Ref. No.</b>	00004046
<b>description</b>	element holder mounting ø 16mm flat black		
<b>For models:</b>	AP1000, AP35.21, AP35.21DA, AP38.25, AP38.25DA, AP40.28, AP40.28DA, AP45.30, AP45.30DA, AP50.32, AP50.32DA, AP50.35, AP50.35DA, AP55.40, AP55.40DA, EURO350, EURO380, EURO400, EURO500, FORNO2P, FORNO3P, FORNO4P, FORNO6P, LP55-65, TR1200		

 <p>1</p>			
<b>Part No.</b>	345601	<b>Ref. No.</b>	00004045
<b>description</b>	indicator lamp holder V ø 11mm		
<b>For models:</b>	AU125-80, AU55-65, AU55-80, AU65-65, LP125-80, LP55-65, LP55-80, LP65-65, TR1200		

 <p>1</p>			
<b>Part No.</b>	346228	<b>Ref. No.</b>	00004049
<b>description</b>	indicator light lens ø 12.2mm clear		
<b>For models:</b>	TR1200		

 <p>1</p>			
<b>Part No.</b>	359247	<b>Ref. No.</b>	00004047
<b>description</b>	indicator light lens ø 12.2mm green		

 <p>1</p>			
<b>Part No.</b>	359246	<b>Ref. No.</b>	00004048
<b>description</b>	indicator light lens ø 12.2mm yellow		



1

<b>Part No.</b>	346244	<b>Ref. No.</b>	00006648
<b>description</b>	indicator light lens ø 23.3mm blue		
<b>For models:</b>	LP125-80, LP55-65, LP55-80, LP65-65		



1

<b>Part No.</b>	346240	<b>Ref. No.</b>	00006647
<b>description</b>	indicator light lens ø 23.3mm green		
<b>For models:</b>	LP125-80, LP55-65, LP55-80, LP65-65		



1

<b>Part No.</b>	346241	<b>Ref. No.</b>	00006639
<b>description</b>	indicator light lens ø 23.3mm yellow		
<b>For models:</b>	LP125-80, LP55-65, LP55-80, LP65-65		



1

<b>Part No.</b>	345130	<b>Ref. No.</b>	00004322
<b>description</b>	momentary switch unit 1NO 250V 16A connection male faston 6.3mm		
<b>For models:</b>	AP1000, AP35.21, AP35.21DA, AP38.25, AP38.25DA, AP40.28, AP40.28DA, AP45.30, AP45.30DA, AP50.32, AP50.32DA, AP50.35, AP50.35DA, AP55.40, AP55.40DA, AU125-80, AU55-65, AU55-80, AU65-65, EURO350, EURO380, EURO400, EURO500, LP125-80, LP55-65, LP55-80, LP65-65, TR1200		



1

<b>Part No.</b>	347193	<b>Ref. No.</b>	4322
<b>description</b>	momentary switch unit 1NO 250V 16A connection male faston 6.3mm		



1

<b>Part No.</b>	345538	<b>Ref. No.</b>	00004044
<b>description</b>	push button ø 11.9mm black		
<b>For models:</b>	AP1000, AP35.21, AP35.21DA, AP38.25, AP38.25DA, AP40.28, AP40.28DA, AP45.30, AP45.30DA, AP50.32, AP50.32DA, AP50.35, AP50.35DA, AP55.40, AP55.40DA, EURO350, EURO380, EURO400, EURO500, FORNO2P, FORNO3P, FORNO4P, FORNO6P		



1

<b>Part No.</b>	346816	<b>Ref. No.</b>	00006649
<b>description</b>	push button ø 23mm black		
<b>For models:</b>	LP125-80, LP55-65, LP55-80, LP65-65		



1

<b>Part No.</b>	345720	<b>Ref. No.</b>	00004323
<b>description</b>	switch 2NO 250V 16A connection male faston 6.3mm		
<b>For models:</b>	AP1000, AP35.21, AP35.21DA, AP38.25, AP38.25DA, AP40.28, AP40.28DA, AP45.30, AP45.30DA, AP50.32, AP50.32DA, AP50.35, AP50.35DA, AP55.40, AP55.40DA, AU125-80, AU55-65, AU55-80, AU65-65, EURO350, EURO380, EURO400, EURO500, LP125-80, LP55-65, LP55-80, LP65-65, TR1200		

## magnetic switches

## accessories

## magnets



1

<b>Part No.</b>	347702	<b>Ref. No.</b>	00005678
<b>description</b>	magnet H 10mm ED ø 12mm		
<b>For models:</b>	TR1200, TR1650, TR1650N, TR2000, TR2500, TR3000, TR3500, TR4000, TRC250, TRR2500		

## magnetic holders




1


<b>Part No.</b>	523042	<b>Ref. No.</b>	00015198
<b>description</b>	magnet holder H 65mm thread M6 ø 16mm		



## control equipment


## LOVATO

	1		
<b>Part No.</b>	301171	<b>Ref. No.</b>	00004456 (old version)
<b>description</b>	contact block LAVATO 8 LM2T-C10 1NC max 690V 10A		


	1		
<b>Part No.</b>	301170	<b>Ref. No.</b>	00004450 (old version)
<b>description</b>	contact block LAVATO 8 LM2T-C10 1NO max 690V 10A		


## plastic series


## switch block brackets


	1		
<b>Part No.</b>	301169	<b>Ref. No.</b>	00004449
<b>description</b>	contact block holder		
<b>For models:</b>	AU125-80, AU55-65, AU55-80, AU65-65, LP125-80, LP55-65, LP55-80, LP65-65, PASSPORT50.40		

## rotary switches

	1		
<b>Part No.</b>	301300	<b>Ref. No.</b>	00004452
<b>description</b>	rotary selector mounting measurements $\varnothing$ 22mm 2NC/1NO complete		
<b>For models:</b>	AE1000, AE1200, AL55.45EM, AL55.45EM-P, AP1000, AP1200, AP55.40, AP55.40DA, GL1040, GL1240, GL8.50EM, LP55-65		

	1		
<b>Part No.</b>	301167	<b>Ref. No.</b>	00004452 (1NC/2NO)
<b>description</b>	rotary selector mounting measurements $\varnothing$ 22mm black 1NC/2NO complete		

	1		
<b>Part No.</b>	301168	<b>Ref. No.</b>	00004453
<b>description</b>	rotary selector mounting measurements $\varnothing$ 22mm black latching sequence 1-0-2		
<b>For models:</b>	AE1200, AP1000, AP1200, AP55.40, AP55.40DA, AU125-80, AU55-65, AU55-80, AU65-65, GL8.50E, GL8.50EM, LP125-80, LP55-65, LP55-80, LP65-65, PASSPORT50.40		


	1		
<b>Part No.</b>	346790	<b>Ref. No.</b>	00004453 old
<b>description</b>	rotary selector mounting measurements $\varnothing$ 22mm black latching sequence 1-0-2		


## lamps

## indicator lights

## indicator lights 2-piece (lens and indicator lamp)


## indicator lamps for socket type SRZ / SDK / SDY / SFK

	1		
<b>Part No.</b>	359130	<b>Ref. No.</b>	00004051
<b>description</b>	indicator lamp 230V clear connection male faston 6.3mm $\varnothing$ 8mm		
<b>For models:</b>	AU125-80, AU55-65, AU55-80, AU65-65, LP125-80, LP55-65, LP55-80, LP65-65		


	1		
<b>Part No.</b>	359132	<b>Ref. No.</b>	00004050
<b>description</b>	indicator lamp green 250V connection male faston 6.3mm protection IP54 ambient temperature max. 85°C		
<b>For models:</b>	AU125-80, AU55-65, AU55-80, AU65-65, LP125-80, LP55-65, LP55-80, LP65-65		


## indicator lights (complete)

 $\varnothing$  9mm

	1		
<b>Part No.</b>	359134	<b>Ref. No.</b>	00006204
<b>description</b>	indicator light $\varnothing$ 9mm 230V clear connection male faston 6.3mm temp.-resist. 120°C		
<b>For models:</b>	AP1000, AP35.21, AP35.21DA, AP38.25, AP38.25DA, AP40.28, AP40.28DA, AP45.30, AP45.30DA, AP50.32, AP50.32DA, AP50.35, AP50.35DA, AP55.40, AP55.40DA, EURO350, EURO380, EURO400, EURO500, PASSPORT50.32, PASSPORT50.40		





			
1			
<b>Part No.</b>	359136	<b>Ref. No.</b>	00006207
<b>description</b>	indicator light ø 9mm 230V green connection male faston 6.3mm temp.-resist. 120°C		
<b>For models:</b>	AP1000, AP35.21, AP35.21DA, AP38.25, AP38.25DA, AP40.28, AP40.28DA, AP45.30, AP45.30DA, AP50.32, AP50.32DA, AP50.35, AP50.35DA, AP55.40, AP55.40DA, EURO350, EURO380, EURO400, EURO500, FORNO2P, FORNO3P, FORNO4P, FORNO6P, PASSPORT50.32, PASSPORT50.40		

			
1			
<b>Part No.</b>	359137	<b>Ref. No.</b>	00006206
<b>description</b>	indicator light ø 9mm 230V yellow connection male faston 6.3mm temp.-resist. 120°C with lens		
<b>For models:</b>	AP1000, AP35.21, AP35.21DA, AP38.25, AP38.25DA, AP40.28, AP40.28DA, AP45.30, AP45.30DA, AP50.32, AP50.32DA, AP50.35, AP50.35DA, AP55.40, AP55.40DA, EURO350, EURO380, EURO400, EURO500, PASSPORT50.32, PASSPORT50.40		

## ø10mm


## with screw socket


			
1			
<b>Part No.</b>	359791	<b>Ref. No.</b>	00001083
<b>description</b>	indicator light ø 10mm 230V green cable length 250mm		
<b>For models:</b>	COMPACT20, GEMINI-CF, GEMINI-CR, PROGRAM25CF, PROGRAM25CR, TA-2, TA-3		


			
1			
<b>Part No.</b>	359105	<b>Ref. No.</b>	00000624
<b>description</b>	indicator light ø 10mm 230V green		
<b>For models:</b>	FORNO-EXPO-2P, FORNO-EXPO-3P, FORNO-EXPO-6P		

## ø16mm



## with plug-in socket


			
1			
<b>Part No.</b>	359790	<b>Ref. No.</b>	00004092
<b>description</b>	indicator light ø 16mm 230V clear connection male faston 6.3mm		
<b>For models:</b>	AC20, AC25, AC26, AE1000, AE1200, AE35.21, AE38.25, AE40.29, AE45.30, AE50.32, AL40.28EM, AL45.32EM, AL50.34EM, AL50.40EM, AL55.45EM, AL55.45EM-P, ALISEO422, ALISEO428, AP1000, AP1200, AP35.21, AP35.21DA, AP38.25, AP38.25DA, AP40.29, AP40.29DA, AP45.30, AP45.30DA, AP50.32, AP50.32DA, AP50.35, AP50.35DA, AP55.40, AP55.40DA, COMPACT20, EURO350, EURO380, EURO400, GEMINICF, GEMINI-CF, GL1040, GL1240, GL4.32EM, GL7.40EM, GL8.50E, GL8.50EM, PASSPORT45.30, PASSPORT50.32, PROGRAM25CF, PROGRAM25CR...(Other models you can see in the webshop)		

			
1			
<b>Part No.</b>	359788	<b>Ref. No.</b>	00004091
<b>description</b>	indicator light ø 16mm 230V green connection male faston 6.3mm		
<b>For models:</b>	AC20, AC25, AC26, AE1000, AE1200, AE35.21, AE38.25, AE40.29, AE45.30, AE50.32, AL40.28EM, AL45.32EM, AL50.34EM, AL50.40EM, AL55.45EM, AL55.45EM-P, ALISEO422, ALISEO428, AP1000, AP1200, AP35.21, AP35.21DA, AP38.25, AP38.25DA, AP40.29, AP40.29DA, AP45.30, AP45.30DA, AP50.32, AP50.32DA, AP50.35, AP50.35DA, AP55.40, AP55.40DA, COMPACT20, EURO350, EURO380, EURO400, GEMINICF, GEMINI-CF, GL1040, GL1240, GL4.32EM, GL7.40EM, GL8.50E, GL8.50EM, ORION-G1, ORION-G1.5, ORION-G2, ORION-VTR1...(Other models you can see in the webshop)		

			
1			
<b>Part No.</b>	359789	<b>Ref. No.</b>	00004090
<b>description</b>	indicator light ø 16mm 230V yellow connection male faston 6.3mm		
<b>For models:</b>	AC20, AC25, AC26, AE1000, AE1200, AE35.21, AE38.25, AE40.29, AE45.30, AE50.32, AL40.28EM, AL45.32EM, AL50.34EM, AL50.40EM, AL55.45EM, AL55.45EM-P, ALISEO422, ALISEO428, AP1000, AP1200, AP35.21, AP35.21DA, AP38.25, AP38.25DA, AP40.29, AP40.29DA, AP45.30, AP45.30DA, AP50.32, AP50.32DA, AP50.35, AP50.35DA, AP55.40, AP55.40DA, COMPACT20, EURO350, EURO380, EURO400, GEMINICF, GEMINI-CF, GL1040, GL1240, GL4.32EM, GL7.40EM, GL8.50E, GL8.50EM, ORION-G1, ORION-G1.5, ORION-G2, ORION-VTR1...(Other models you can see in the webshop)		

## 30x22mm

			
1			
<b>Part No.</b>	301166	<b>Ref. No.</b>	00000071
<b>description</b>	indicator light mounting measurements 30x22mm 230V blue		
<b>For models:</b>	COMPACT20, GEMINI-CF, GEMINI-CR, GL1040, GL1240, GL500CF, GL500CR, GL700CF, GL700CR, MASTER21, MINIBAR, MINIBAR-CF, MINIBAR-CR, PROGRAM25CF, PROGRAM25CR, PROJECT28, SELF4.32, SELF400		
<b>accessories for</b>	301166		
		<b>Part No.</b>	301036
		<b>Ref. No.</b>	—
	protective cover internal size 30x22mm for rocker switch mounting measurementsmm		

			
1			
<b>Part No.</b>	359156	<b>Ref. No.</b>	00001271
<b>description</b>	indicator light mounting measurements 30x22mm 230V yellow connection male faston 6.3mm temp.-resist. 125/55°C type RL2		
<b>For models:</b>	ORION-1, ORION-1.5, ORION-2		




timers


programme timers

1


<b>Part No.</b>	402907	<b>Ref. No.</b>	00010723
<b>description</b>	electronic timer L 80mm W 80mm model SYEN suitable for Aristarco		
<b>For models:</b>	AE1000, AE35.21, AE38.25, AE40.29, AE45.30, AE50.32, AP35.21, AP35.21DA, AP38.25, AP38.25DA, AP40.29, AP40.29DA, AP45.30, AP45.30DA, AP50.32, AP50.32DA, AP50.35, AP50.35DA		


2



<b>Part No.</b>	360212	<b>Ref. No.</b>	00004190
<b>description</b>	timer CDC 11803 engines 1 chambers 3 operation time 120s 230V manuf. no. 13190f motor type M48L ATS		
<b>spare parts for</b>	360212		
	<b>Part No.</b>	360083	<b>Ref. No.</b> —
	motor CDC pinion ø 4.9mm teeth 10 230V turn direction left motor ø 47mm H 19.3mm motor type M48L ATS for timer		

1




<b>Part No.</b>	360401	<b>Ref. No.</b>	00006615
<b>description</b>	timer CDC 11804F engines 1 chambers 4 operation time 18min 230V manuf. no. 11804F1 / 6615 motor type M48R ATS		
<b>For models:</b>	AP35.21, AP35.21DA, AP38.25, AP38.25DA, AP40.28, AP40.28DA, AP40.29DA, AP45.30, AP45.30DA, AP50.32, AP50.32DA, AP50.35, AP50.35DA, AP55.40, AP55.40DA		
<b>spare parts for</b>	360401		
	<b>Part No.</b>	360118	<b>Ref. No.</b> —
	motor CDC pinion ø 4.9mm teeth 10 230V voltage AC 50/60Hz turn direction right motor ø 47mm H 19.3mm motor type M48R ATS for timer cable length 260mm 1.9/2.5W		



1




<b>Part No.</b>	360634	<b>Ref. No.</b>	K01387
<b>description</b>	timer CDC 11904 engines 1 chambers 4 operation time 18min 230V 50/60Hz manuf. no. 11904F1BFE000.0000 motor type M48R ATS		



1




<b>Part No.</b>	360270	<b>Ref. No.</b>	00005047
<b>description</b>	timer CDC 7805DV engines 2 chambers 5 operation time 6s / 3min 230V shaft ømm shaft Lmm manuf. no. 7805DV / 5047 motor type M37RN/M37LN		
<b>For models:</b>	GL1040, GL1240		
<b>spare parts for</b>	360270		
	<b>Part No.</b>	360119	<b>Ref. No.</b> —
	motor CDC pinion ø 5.4mm teeth 12 230V turn direction right motor ø 37mm motor type M37RN for timer		
	<b>Part No.</b>	360131	<b>Ref. No.</b> —
	motor CDC pinion ø 5.4mm teeth 12 230V turn direction left motor ø 37mm motor type M37LN for timer		


1




<b>Part No.</b>	360269	<b>Ref. No.</b>	00004781
<b>description</b>	timer CDC 7805DV engines 2 chambers 5 operation time 6s / 6min 230V shaft ømm shaft Lmm manuf. no. 7805DV / 4781 motor type M37RN/M37LN		
<b>For models:</b>	AL55.45EM, AL55.45EM-P, AP55.40, AP55.40DA, GL8.50E, GL8.50EM, PASSPORT50.40		
<b>spare parts for</b>	360269		
	<b>Part No.</b>	360119	<b>Ref. No.</b> —
	motor CDC pinion ø 5.4mm teeth 12 230V turn direction right motor ø 37mm motor type M37RN for timer		
	<b>Part No.</b>	360131	<b>Ref. No.</b> —
	motor CDC pinion ø 5.4mm teeth 12 230V turn direction left motor ø 37mm motor type M37LN for timer		









			
1			
<b>Part No.</b>	360707	<b>Ref. No.</b>	00004608
<b>description</b>	timer CDC 7805DV engines 2 chambers 5 operation time 6s / 9min 230V manif. no. 7805DVOCTE000.0000		
<b>For models:</b>	AU125-80, AU55-65, AU55-80, AU65-65, LP125-80, LP55-65, LP55-80, LP65-65		

			
1			
<b>Part No.</b>	360077	<b>Ref. No.</b>	00001623
<b>description</b>	timer CROUZET engines 1 chambers 2 operation time 120s 230V shaft ømm shaft Lmm manif. no. 627/5261 motor type 82340		
<b>For models:</b>	AC20, AC25, AE35.21, AE38.25, AE40.29, AE45.30, AE50.32, AL40.28EM, AL45.32EM, AL50.34EM, AL50.40EM, ALISE0422, ALISE0428, AP1000, AP35.21, AP35.21DA, AP38.25, AP38.25DA, AP40.28, AP40.28DA, AP40.29, AP40.29DA, AP45.30, AP45.30DA, AP50.32, AP50.32DA, AP50.35, AP50.35DA, COMPACT20, EURO350, EURO380, EURO400, EURO500, GEMINICF, GEMINI-CF, GEMINI-CR, GL1040, GL1240, GL4.32EM, GL5.34, GL500CF, GL500CR, GL7.38, GL7.40EM, GL700CF, GL700CR, MASTER21, MINIBAR, MINIBAR-CF, MINIBAR-CR... (Other models you can see in the webshop)		

			
1			
<b>Part No.</b>	360268	<b>Ref. No.</b>	00001144
<b>description</b>	timer CROUZET engines 1 chambers 4 operation time 18min 230V manif. no. 642/4966 motor type 82340		
<b>For models:</b>	MINIBAR-CF, MINIBAR-CR		

## mechanical timers

				
1				
<b>Part No.</b>	350176	<b>Ref. No.</b>	00001089	
<b>description</b>	timer C20 2-pole operation time 5min 2NO at 250V 16A permanent position no shaft ø 6x4.6mm shaft 6x4.6mm shaft L 20mm mounting distance 28mm			
<b>For models:</b>	TA-2, TA-3			
<b>accessories for</b>	350176			
	<b>Part No.</b>	110366	<b>Ref. No.</b>	—
	knob switch zero mark t.max.°C°C ø 44mm shaft ø 6x4.6mm shaft flat upper black			
	<b>Part No.</b>	112138	<b>Ref. No.</b>	—
	dial plate graduation 5min permanent position no rotation 0-290° ø 60mm			

				
1				
<b>Part No.</b>	350028	<b>Ref. No.</b>	00000629	
<b>description</b>	timer G 2-pole operation time 15min impulse mechanical 2NO at 250V 16A permanent position no shaft ø 3.5 x 3.5mm shaft 3.5x3.5mm shaft L 17mm mounting distance 28mm mounting thread M8 connection lateral			
<b>For models:</b>	FORNO-EXPO-2P, FORNO-EXPO-3P, FORNO-EXPO-6P			
<b>accessories for</b>	350028			
	<b>Part No.</b>	110365	<b>Ref. No.</b>	—
	knob switch zero mark t.max.°C°C ø 44mm shaft ø 3.5x3.5mm shaft flat black			
	<b>Part No.</b>	110371	<b>Ref. No.</b>	—
	dial plate graduation 15min permanent position no rotation 30-330° ø 60mm timers knob ø 45mm			



contactors

GENERAL ELECTRIC (AEG)

power contactors



1

<b>Part No.</b>	380238	<b>Ref. No.</b>	00000355
<b>description</b>	power contactor resistive load 20A 230VAC (AC3/400V) 8.4A/4kW main contacts 3NO auxiliary contacts 1NO connection screw connection type LS0510A type AEG LS0510A type GE MC1A 310A		
<b>For models:</b>	AE45.30, AL40.28E, AL40.28EM, AL45.32E, AL45.32EM, ALISE040.28E, ALISE0422, ALISE0428, ALISE045.32E, AP35.21, AP35.21DA, AP38.25, AP38.25DA, AP40.28, AP40.28DA, AP45.30, AP45.30DA, GL1040, GL1240, GL4.32E, GL4.32EM, GL5.34, GL500CF, GL500CR, GL7.38, GL7.40E, GL700CF, GL700CR, LP125-80, LP55-65, LP55-80, LP65-65, PASSPORT45.30, PROJECT28, PROJECT28E, PROJECT28EM, SELF4.32, SELF400		

ISKRA (FANAL)

power contactors



1

<b>Part No.</b>	380213	<b>Ref. No.</b>	00005140
<b>description</b>	power contactor resistive load 20A 230VAC (AC3/400V) 8.5A/5.5kW main contacts 3NO auxiliary contacts 1NO connection screw connection type Fanal DSL7 10 type ISKRA K07M 10		
<b>For models:</b>	AE1000, AE1200, AE45.30, AE50.32, AE50.35, AH1000, AH1000Easy, AH1100, AH1100DGT, AH1200, AH1200DGT, AL40.28, AL40.28E, AL45.32, AL45.32E, AL50.34, AL50.34E, AL50.34EM, AL50.40, AL50.40E, AL50.40EM, ALISE040.28E, ALISE045.32E, AP1000, AP1200, AP45.30, AP45.30DA, AP50.32, AP50.32DA, AP50.35, AP50.35DA, AP55.40, AP55.40DA, AS50.35, AS50.35DA, AS50.35DGT, AS50.35DGT-DA, AS50.40, AS50.40DA, AS50.40DGT, AS50.40DGT-DA, AU125-80, AUP55.40, AU-S55.40, AU-S55.40DGT, AW4028, AW45.32, EMA75, EMA80, EURO500...(Other models you can see in the webshop)		



1

<b>Part No.</b>	380204	<b>Ref. No.</b>	00004375
<b>description</b>	power contactor resistive load 25A 230VAC (AC3/400V) 9A/4kW main contacts 3NO auxiliary contacts 1NO connection screw connection type Fanal DSL9 10 type ISKRA KNL9 10		
<b>For models:</b>	AH1100, AH1100DGT, AH1200, AH1200DGT, AH1400, AL1200E, AL1400, AL1500E, AL50.34E, AL50.45, AL55.45E, AL55.45EM, AL55.45EM-P, AL55.45E-P, AP1000, AP1200, AP55.40, AP55.40DA, AS50.40, AS50.40DA, AS50.40DGT, AS50.40DGT-DA, AU-H1400, AU-L55.45, AU-P55.40, AU-S55.40, AU-S55.40DGT, GL1040, GL1240, GL8.50E, GL8.50EM, LPC1500, PASSPORT50.40		

LOVATO

power contactors



1

<b>Part No.</b>	380708	<b>Ref. No.</b>	00001608
<b>description</b>	power contactor resistive load 20A 24VAC (AC3/400V) 9A/4kW main contacts 3NO auxiliary contacts 1NO connection screw connection type 11BG0910A24		
<b>For models:</b>	TR1200, TR1650, TR2000, TR2500, TR3000, TR3500, TR4000, TRC250, TRR2500		



1

<b>Part No.</b>	380718	<b>Ref. No.</b>	00005469
<b>description</b>	power contactor resistive load 32A 230VAC (AC3/400V) 18A/7.5kW main contacts 3NO auxiliary contacts 1NO connection screw connection type BF1810A230		

relays

power relays

with bracket mounting




1

<b>Part No.</b>	380312	<b>Ref. No.</b>	00002300
<b>description</b>	power relays FINDER 230VAC 10A 3CO connection male faston 4.8mm bracket mounting dimensions 52x32.2x36.5mm manuf. no. 60.63.8.230.0000		
<b>For models:</b>	GL1040, GL1240		










			
1			
<b>Part No.</b>	380368	<b>Ref. No.</b>	00004867
<b>description</b>	power relays ZETTLER ELECTRONICS 230VAC 30A 1NO/1NC connection male faston 6.3mm bracket mounting manuf. no. AZ 2280-1A-240AF AZ2280-1C-240AF		
<b>For models:</b>	ALISE0422, ALISE0428		


## with male contacts

## female contact 2.0mm

			
1			
<b>Part No.</b>	380129	<b>Ref. No.</b>	00005474
<b>description</b>	power relays 24VAC 12A 2CO connection F2 plug-in connection 94.92.3 250V connection 2mm		
<b>For models:</b>	TR1650, TR2000, TR2500, TR3000, TR3500, TR4000, TRC250, TRR2500		
<b>accessories for</b>	380129		
	<b>Part No.</b>	380341	<b>Ref. No.</b> —
	relay socket 4-pole contacts 12 300V voltage AC 6A Italiana Relè manuf. no. ZMD4		
	<b>Part No.</b>	380378	<b>Ref. No.</b> —
	relay socket 2-pole 55/85 dimensions 70.5x30x27mm 250V voltage AC 10A FINDER manuf. no. 94.72		
	<b>Part No.</b>	380384	<b>Ref. No.</b> —
	relay socket 2-pole contacts male faston 2.8mm 250V voltage AC 10A W 23mm for		
	<b>Part No.</b>	380399	<b>Ref. No.</b> —
	relay socket 4-pole dimensions 76.2x27x86.1mm 250V voltage AC 1A FINDER manuf. no. 94.94.3		

## time relays


## time relays

			
1			
<b>Part No.</b>	380075	<b>Ref. No.</b>	00005470 00005471
<b>description</b>	time relay LOVATO TM P time range 0.1s-240h 24-240VAC/24-48VDC 8A 1CO connection screw clamp		
<b>For models:</b>	AU125-80, LP125-80, TR1650, TR2000, TR2500, TR3000, TR3500, TR4000, TRC250, TRR2500		

## probes


## universal probes

## temperature probes

			
1			
<b>Part No.</b>	379630	<b>Ref. No.</b>	00006902
<b>description</b>	temperature probe NTC 10kOhm cable thermoplastic probe -40 up to +110°C cable -40 up to +110°C probe ø6x14mm cable length 2.5m without screw connection 2-wire resistor 10kOhm		
<b>For models:</b>	AH1100DGT, AH1200DGT, AH1400, AL1200E, AL1400, AL1500E, AL40.28, AL40.28E, AL45.32, AL45.32E, AL50.34, AL50.34E, AL50.40, AL50.40E, AL50.45, AL55.45E, AL55.45E-P, ALISE040.28E, ALISE045.32E, AS40.31DGT, AS40.31DGT-DA, AS50.35DGT, AS50.35DGTDA, AS50.40DGT, AS50.40DGT-DA, AU-H1400, AU-L55.45, AUS55.40DGT, AW4028, AW45.32, LPC1500		


## producer-specific probes

## probes


			
1			
<b>Part No.</b>	379551	<b>Ref. No.</b>	00004122 00004213 00004214
<b>description</b>	temperature probe NTC 2.2kOhm cable PVC probe -40 up to +110°C cable -10 up to 100°C connection 2-wire thread probe ø6x17mm cable length 3m		
<b>For models:</b>	AL50.34E, AL55.45E-P, GL4.32E, GL5.34E, GL7.40E, PROJECT28E		



## electronics

## electronics accessories


			
1			
<b>Part No.</b>	696548	<b>Ref. No.</b>	00004107
<b>description</b>	handle for PCB L 30mm plastic thread M3 ø 8.3mm		
<b>For models:</b>	AL1200E, AL1500E, AL40.28E, AL45.32E, AL50.34E, AL50.40E, AL55.45E, AL55.45E-P, ALISE040.28E, ALISE045.32E, AW4028, AW45.32, GL4.32E, GL5.34E, GL7.40E, PROJECT28E		





			
1			
<b>Part No.</b>	520504	<b>Ref. No.</b>	00004350
<b>description</b>	mounting clip for PCB nominal-ø 5mm plastic L 16.5mm W 10mm mounting distancemm		
<b>For models:</b>	AC26, AE1000, AE1200, AE35.21, AE38.25, AE40.29, AE40.30, AE45.30, AE50.32, AE50.35, AH1000, AH1000Easy, AH1100, AH1100D GT, AH1200, AH1200DGT, AH1400, AL1400, AL40.28, AL40.28E, AL40.28EM, AL45.32, AL45.32E, AL45.32EM, AL50.34, AL50.34E, AL50.34EM, AL50.40, AL50.40E, AL50.40EM, AL50.45, AL55.45E, AL55.45EM, AL55.45EM-P, AL55.45E-P, AP1000, AP1200, AP35.21, AP35.21DA, AP38.25, AP38.25DA, AP40.29, AP40.29DA, AP40.31, AP40.31DA, AP45.30, AP45.30DA, AP50.32, AP50.32DA, AP50.35... (Other models you can see in the webshop)		


						
1						
<b>Part No.</b>	402948	<b>Ref. No.</b>	00006916 00006916+4x00013770			
<b>description</b>	keypad PCB dishwasher AL40.28/AL1200 L 165mm W 38mm with digital display buttons 4					
<b>For models:</b>	AL1200E, AL1500E, AL40.28E, AL45.32E, AL50.34E, AL50.40E, AL55.45E, AL55.45E-P, ALISE040.28E, ALISE045.32E, AW4028, AW45.32					
<b>accessories for</b>	402948					
		<table border="1"> <tr> <td><b>Part No.</b></td> <td>696548</td> <td><b>Ref. No.</b></td> <td>00004107 4107</td> </tr> </table>	<b>Part No.</b>	696548	<b>Ref. No.</b>	00004107 4107
<b>Part No.</b>	696548	<b>Ref. No.</b>	00004107 4107			
	handle for PCB L 30mm plastic thread M3 ø 8.3mm					


PCBs


			
1			
<b>Part No.</b>	403329	<b>Ref. No.</b>	00015482
<b>description</b>	electronic timer dishwasher NOALIA/AE1000/AE1200 L 80mm W 122mm Qty 1 pcs		

			
1			
<b>Part No.</b>	403233	<b>Ref. No.</b>	00009498
<b>description</b>	PCB dishwasher AI 45/55 L 110mm W 104mm		
<b>For models:</b>	AL55.45E, AL55.45E-P		


			
1			
<b>Part No.</b>	403612	<b>Ref. No.</b>	00010940 00015804 10940+4350 15482
<b>description</b>	electronic timer dishwasher NOALIA/AE1000/AE1200 L 82mm W 133mm		
<b>For models:</b>	AC26, AE1000, AE38.25, AE40.29, AE40.30, AE45.30, AE50.32, AE50.35, AH1000Easy, AP35.21, AP35.21DA, AP38.25, AP38.25DA, AP40.29, AP40.29DA, AP40.31, AP45.30, AP45.30DA, AP50.32, AP50.32DA, AP50.35, AP50.35DA, AS40.31, PROGRAM25CF		


			
1			
<b>Part No.</b>	403232	<b>Ref. No.</b>	00003303
<b>description</b>	PCB dishwasher ALISEO 40/45 L 107mm W 104mm		
<b>For models:</b>	ALISE040.28E, ALISE045.32E, AW4028, AW45.32		


			
1			
<b>Part No.</b>	403224	<b>Ref. No.</b>	00010846
<b>description</b>	electronic timer L 80mm suitable for 122		
<b>For models:</b>	AE1000, AE1200, AE50.32, AE50.35, AH1000, AH1100, AH1200, AP1000, AP1200, AP35.21DA, AP38.25DA, AP40.29DA, AP40.31DA, AP45.30DA, AP50.32DA, AP50.35, AP50.35DA, AP55.40, AP55.40DA, AS40.31DA, AS50.35, AS50.35DA, AS50.40, AS50.40DA, AU-P55.40, AU-S55.40		


			
1			
<b>Part No.</b>	403235	<b>Ref. No.</b>	00004105
<b>description</b>	PCB dishwasher L 70mm W 61mm for drain pump H 42mm Qty 1 pcs		



			
1			
<b>Part No.</b>	403096	<b>Ref. No.</b>	00009444
<b>description</b>	PCB for dishwasher L 109mm W 104mm		
<b>For models:</b>	AL1200E, AL1500E		


			
1			
<b>Part No.</b>	402883	<b>Ref. No.</b>	00006478
<b>description</b>	PCB for dishwasher L 110mm W 103mm		
<b>For models:</b>	AL40.28E, AL45.32E, AL50.34E, AL50.40E		


			
1			
<b>Part No.</b>	401875	<b>Ref. No.</b>	00006917
<b>description</b>	PCB for dishwasher L 110mm W 27mm 12V 16A voltage DC		
<b>For models:</b>	ALISE040.28E, ALISE045.32E, AW4028, AW45.32		


			
1			
<b>Part No.</b>	403871	<b>Ref. No.</b>	00017606
<b>description</b>	PCB kit conversion kit		
<b>accessories for</b>	403871		
	<b>Part No.</b>	<b>Ref. No.</b>	<b>00011425</b>
	front panel L 555mm W 40mm H 75mm for AL50.34E/50.40E		


## keypads


## front foils


			
1			
<b>Part No.</b>	508348	<b>Ref. No.</b>	00004776
<b>description</b>	front foil		
<b>For models:</b>	GL4.32EM		


			
1			
<b>Part No.</b>	508352	<b>Ref. No.</b>	00005042
<b>description</b>	front foil		
<b>For models:</b>	GL1040, GL1240		

			
1			
<b>Part No.</b>	508000	<b>Ref. No.</b>	00010467
<b>description</b>	front foil dishwasher AP1000 L 370mm W 60mm		
<b>For models:</b>	AP1000, AP45.30, AP45.30DA, AP50.32, AP50.32DA, AP50.35, AP50.35DA, AP55.40, AP55.40DA		


			
1			
<b>Part No.</b>	508039	<b>Ref. No.</b>	00010468
<b>description</b>	front foil dishwasher AP35.21 L 370mm W 60mm		
<b>For models:</b>	AP35.21, AP35.21DA, AP38.25, AP38.25DA, AP40.29, AP40.29DA		

			
1			
<b>Part No.</b>	508342	<b>Ref. No.</b>	00003293
<b>description</b>	front foil dishwasher GL 1040-1240 L 385mm W 48mm		
<b>For models:</b>	GL1040, GL1240		


			
1			
<b>Part No.</b>	508186	<b>Ref. No.</b>	00006161
<b>description</b>	front foil ø 46mm		
<b>For models:</b>	AE1000		


			
1			
<b>Part No.</b>	403234	<b>Ref. No.</b>	00004305
<b>description</b>	keypad foil dishwasher AE50.35 L 396mm W 55mm buttons 5		




1 			
<b>Part No.</b>	402947	<b>Ref. No.</b>	00006424
<b>description</b>	keypad foil dishwasher AL120/AL40/AL45 suitable for Aristarco L 253mm W 45mm		
<b>For models:</b>	AL1200E, AL1500E, AL40.28E, AL40.28EM, AL45.32E, AL50.34E, AL50.40E, AL55.45E, AL55.45E-P		


control panel

1 			
<b>Part No.</b>	508346	<b>Ref. No.</b>	00002805
<b>description</b>	switch panel		
<b>For models:</b>	COMPACT20		


1 			
<b>Part No.</b>	508347	<b>Ref. No.</b>	00002464
<b>description</b>	switch panel		
<b>For models:</b>	COMPACT20		


1 			
<b>Part No.</b>	508351	<b>Ref. No.</b>	00006203
<b>description</b>	switch panel		
<b>For models:</b>	AP55.40, AP55.40DA, PASSPORT50.40		


1 			
<b>Part No.</b>	508363	<b>Ref. No.</b>	00001688
<b>description</b>	switch panel		
<b>For models:</b>	GEMINI-CF, GEMINI-CR		



1 			
<b>Part No.</b>	508364	<b>Ref. No.</b>	00001369
<b>description</b>	switch panel		
<b>For models:</b>	GEMINI-CF, GEMINI-CR		

<b>Part No.</b>	508364	<b>Ref. No.</b>	00001369
<b>description</b>	switch panel		
<b>For models:</b>	GEMINI-CF, GEMINI-CR		



1 			
<b>Part No.</b>	508365	<b>Ref. No.</b>	00004776/00003183 4776/3183
<b>description</b>	switch panel		


1 			
<b>Part No.</b>	508367	<b>Ref. No.</b>	00004244
<b>description</b>	switch panel		
<b>For models:</b>	GL4.32E		


1 			
<b>Part No.</b>		<b>Ref. No.</b>	00006351
<b>description</b>	switch panel		
<b>For models:</b>	AL55.45E-P		


1 				
<b>Part No.</b>	508350	<b>Ref. No.</b>	00006202	
<b>description</b>	switch panel L 370mm H 65mm			
<b>For models:</b>	AP1000, AP45.30, AP45.30DA, AP50.32, AP50.32DA, AP50.35, AP50.35DA, PASSPORT50.32			
<b>accessories for</b>	508350			
	<b>Part No.</b>	508358	<b>Ref. No.</b>	00006224 6224
	blank plastic H 10.3mm mounting ø 17.5mm ID ø 13.4mm			





			
1			
<b>Part No.</b>	508349	<b>Ref. No.</b>	00006201
<b>description</b>	switch panel L 370mm W 65mm		
<b>For models:</b>	AP35.21, AP35.21DA, AP38.25, AP38.25DA, AP40.28, AP40.28DA		
<b>accessories for</b>	508349		
	<b>Part No.</b>	508358	<b>Ref. No.</b> 00006224 6224
	blank plastic H 10.3mm mounting ø 17.5mm ID ø 13.4mm		


			
1			
<b>Part No.</b>	508384	<b>Ref. No.</b>	00010543
<b>description</b>	switch panel suitable for AP1000		
<b>For models:</b>	AP1000		


			
1			
<b>Part No.</b>	508385	<b>Ref. No.</b>	00010629
<b>description</b>	switch panel suitable for AP1000 1,2,3		


			
1			
<b>Part No.</b>	508393	<b>Ref. No.</b>	N/A
<b>description</b>	switch panel suitable for AP1000 1,2,3 complete		


			
1			
<b>Part No.</b>		<b>Ref. No.</b>	N/A
<b>description</b>	switch panel suitable for AP1000 complete		


			
1			
<b>Part No.</b>	508378	<b>Ref. No.</b>	00010537
<b>description</b>	switch panel suitable for AP35.21		
<b>For models:</b>	AP35.21, AP35.21DA		


			
1			
<b>Part No.</b>	508386	<b>Ref. No.</b>	N/A
<b>description</b>	switch panel suitable for AP35.21 complete		

			
1			
<b>Part No.</b>	508379	<b>Ref. No.</b>	00010538
<b>description</b>	switch panel suitable for AP38.25		
<b>For models:</b>	AP38.25, AP38.25DA		

			
1			
<b>Part No.</b>	508387	<b>Ref. No.</b>	N/A
<b>description</b>	switch panel suitable for AP38.25 complete		


			
1			
<b>Part No.</b>	508380	<b>Ref. No.</b>	00010539
<b>description</b>	switch panel suitable for AP40.28		
<b>For models:</b>	AP40.29, AP40.29DA		


			
1			
<b>Part No.</b>		<b>Ref. No.</b>	N/A
<b>description</b>	switch panel suitable for AP40.28 complete		


			
1			
<b>Part No.</b>	508381	<b>Ref. No.</b>	00010540
<b>description</b>	switch panel suitable for AP45.30		
<b>For models:</b>	AP45.30, AP45.30DA		



1			
Part No.	Ref. No.	N/A	
description	switch panel suitable for AP45.30 complete		

2			
			
Part No.	508382	Ref. No.	00010541
description	switch panel suitable for AP50.32		
For models:	AP50.32, AP50.32DA, AP50.35, AP50.35DA		


1			
			
Part No.	508390	Ref. No.	N/A
description	switch panel suitable for AP50.32 complete		

1			
			
Part No.	508383	Ref. No.	00010542
description	switch panel suitable for AP55.40		
For models:	AP55.40, AP55.40DA		

1			
Part No.	Ref. No.	N/A	
description	switch panel suitable for AP55.40 complete		

### solenoid valves





#### solenoid valves (water)

RPE			
			
1			
Part No.	374015	Ref. No.	N/A
description	solenoid valve single angled 230VAC inlet 3/4" outlet 10mm input 10-12l/min DN10 RPE flow regulating valve inlet white		

TP			
			
1			
Part No.	370021	Ref. No.	3269
description	solenoid valve double straight 230VAC inlet 3/4" outlet 11.5mm DN10 TP flow regulating valve inlet white		
spare parts for	370021		
	Part No.	371013	Ref. No. —
solenoid coil TP 230VAC 50/60Hz			
accessories for	370021		
	Part No.	371220	Ref. No. —
reducer TP flow rate 3l/min red tolerance ±15%			
	Part No.	371221	Ref. No. —
reducer TP flow rate 5.5l/min yellow tolerance ±15%			
	Part No.	371222	Ref. No. —
reducer TP flow rate 6l/min grey tolerance ±15%			
	Part No.	371223	Ref. No. —
reducer TP flow rate 10l/min white tolerance ±15%			
	Part No.	371224	Ref. No. —
reducer TP flow rate 12l/min bronze tolerance ±15%			
	Part No.	371225	Ref. No. —
reducer TP flow rate 16l/min light brown tolerance ±15%			
	Part No.	371226	Ref. No. —
reducer TP flow rate 20l/min red tolerance ±15%			
	Part No.	371230	Ref. No. —
reducer TP flow rate 0.25l/min red tolerance ±25%			
	Part No.	371231	Ref. No. —
reducer TP flow rate 0.35l/min violet tolerance ±25%			
	Part No.	371232	Ref. No. —
reducer TP flow rate 0.5l/min orange tolerance ±25%			
	Part No.	371233	Ref. No. —
reducer TP flow rate 0.8l/min white tolerance ±25%			
	Part No.	371234	Ref. No. —
reducer TP flow rate 1l/min light blue tolerance ±25%			
	Part No.	371235	Ref. No. —
reducer TP flow rate 1.2l/min brown tolerance ±25%			
	Part No.	371236	Ref. No. —
reducer TP flow rate 1.5l/min light brown tolerance ±25%			

Table continues overleaf



accessories for		370021		
Part No.		371237	Ref. No.	—
	reducer TP flow rate 2.5l/min yellow tolerance ±25%			
	reducer TP flow rate 3.4l/min dark green tolerance ±25%			
	reducer TP flow rate 5l/min black tolerance ±25%			
	reducer TP flow rate 8l/min blue tolerance ±20%			

				
1				
Part No.	370019	Ref. No.	148	
description	solenoid valve double angled 230VAC inlet 3/4" outlet 11.5mm DN10 TP plastic			
spare parts for	370019			
	Part No.	371013	Ref. No.	—
solenoid coil TP 230VAC 50/60Hz				
accessories for	370019			
	Part No.	371220	Ref. No.	—
reducer TP flow rate 3l/min red tolerance ±15%				
	Part No.	371221	Ref. No.	—
reducer TP flow rate 5.5l/min yellow tolerance ±15%				
	Part No.	371222	Ref. No.	—
reducer TP flow rate 6l/min grey tolerance ±15%				
	Part No.	371223	Ref. No.	—
reducer TP flow rate 10l/min white tolerance ±15%				
	Part No.	371224	Ref. No.	—
reducer TP flow rate 12l/min bronze tolerance ±15%				
	Part No.	371225	Ref. No.	—
reducer TP flow rate 16l/min light brown tolerance ±15%				
	Part No.	371226	Ref. No.	—
reducer TP flow rate 20l/min red tolerance ±15%				
	Part No.	371230	Ref. No.	—
reducer TP flow rate 0.25l/min red tolerance ±25%				
	Part No.	371231	Ref. No.	—
reducer TP flow rate 0.35l/min violet tolerance ±25%				
	Part No.	371232	Ref. No.	—
reducer TP flow rate 0.5l/min orange tolerance ±25%				

accessories for		370019		
Part No.		371233	Ref. No.	—
	reducer TP flow rate 0.8l/min white tolerance ±25%			
	reducer TP flow rate 1l/min light blue tolerance ±25%			
	reducer TP flow rate 1.2l/min brown tolerance ±25%			
	reducer TP flow rate 1.5l/min light brown tolerance ±25%			
	reducer TP flow rate 2.5l/min yellow tolerance ±25%			
	reducer TP flow rate 3.4l/min dark green tolerance ±25%			
	reducer TP flow rate 5l/min black tolerance ±25%			
	reducer TP flow rate 8l/min blue tolerance ±20%			






























				
1				
Part No.	370020	Ref. No.	0000148	
description	solenoid valve double angled 230VAC inlet 3/4" outlet 14mm DN10 TP			
For models:	AU55-65, AU55-80, AU65-65, GL4.32E, GL4.32EM, LP55-65, LP55-80, LP65-65, MASTER21, PROJECT28, PROJECT28E, PROJECT28EM, SELF4.32, SELF400			
spare parts for	370020			
	Part No.	371013	Ref. No.	—
solenoid coil TP 230VAC 50/60Hz				
accessories for	370020			
	Part No.	371220	Ref. No.	—
reducer TP flow rate 3l/min red tolerance ±15%				
	Part No.	371221	Ref. No.	—
reducer TP flow rate 5.5l/min yellow tolerance ±15%				
	Part No.	371222	Ref. No.	—
reducer TP flow rate 6l/min grey tolerance ±15%				
	Part No.	371223	Ref. No.	—
reducer TP flow rate 10l/min white tolerance ±15%				
	Part No.	371224	Ref. No.	—
reducer TP flow rate 12l/min bronze tolerance ±15%				

Table continues overleaf



accessories for		370020		
Part No.	Ref. No.	Ref. No.	Ref. No.	—
	371225	Ref. No.	Ref. No.	—
reducer TP flow rate 16l/min light brown tolerance ±15%				
	371226	Ref. No.	Ref. No.	—
reducer TP flow rate 20l/min red tolerance ±15%				
	371230	Ref. No.	Ref. No.	—
reducer TP flow rate 0.25l/min red tolerance ±25%				
	371231	Ref. No.	Ref. No.	—
reducer TP flow rate 0.35l/min violet tolerance ±25%				
	371232	Ref. No.	Ref. No.	—
reducer TP flow rate 0.5l/min orange tolerance ±25%				
	371233	Ref. No.	Ref. No.	—
reducer TP flow rate 0.8l/min white tolerance ±25%				
	371234	Ref. No.	Ref. No.	—
reducer TP flow rate 1l/min light blue tolerance ±25%				
	371235	Ref. No.	Ref. No.	—
reducer TP flow rate 1.2l/min brown tolerance ±25%				
	371236	Ref. No.	Ref. No.	—
reducer TP flow rate 1.5l/min light brown tolerance ±25%				
	371237	Ref. No.	Ref. No.	—
reducer TP flow rate 2.5l/min yellow tolerance ±25%				
	371238	Ref. No.	Ref. No.	—
reducer TP flow rate 3.4l/min dark green tolerance ±25%				
	371239	Ref. No.	Ref. No.	—
reducer TP flow rate 5l/min black tolerance ±25%				
	371240	Ref. No.	Ref. No.	—
reducer TP flow rate 8l/min blue tolerance ±20%				

accessories for		370015		
Part No.	Ref. No.	Ref. No.	Ref. No.	—
	371223	Ref. No.	Ref. No.	—
reducer TP flow rate 10l/min white tolerance ±15%				
	371224	Ref. No.	Ref. No.	—
reducer TP flow rate 12l/min bronze tolerance ±15%				
	371225	Ref. No.	Ref. No.	—
reducer TP flow rate 16l/min light brown tolerance ±15%				
	371226	Ref. No.	Ref. No.	—
reducer TP flow rate 20l/min red tolerance ±15%				
	371230	Ref. No.	Ref. No.	—
reducer TP flow rate 0.25l/min red tolerance ±25%				
	371231	Ref. No.	Ref. No.	—
reducer TP flow rate 0.35l/min violet tolerance ±25%				
	371232	Ref. No.	Ref. No.	—
reducer TP flow rate 0.5l/min orange tolerance ±25%				
	371233	Ref. No.	Ref. No.	—
reducer TP flow rate 0.8l/min white tolerance ±25%				
	371234	Ref. No.	Ref. No.	—
reducer TP flow rate 1l/min light blue tolerance ±25%				
	371235	Ref. No.	Ref. No.	—
reducer TP flow rate 1.2l/min brown tolerance ±25%				
	371236	Ref. No.	Ref. No.	—
reducer TP flow rate 1.5l/min light brown tolerance ±25%				
	371237	Ref. No.	Ref. No.	—
reducer TP flow rate 2.5l/min yellow tolerance ±25%				
	371238	Ref. No.	Ref. No.	—
reducer TP flow rate 3.4l/min dark green tolerance ±25%				
	371239	Ref. No.	Ref. No.	—
reducer TP flow rate 5l/min black tolerance ±25%				
	371240	Ref. No.	Ref. No.	—
reducer TP flow rate 8l/min blue tolerance ±20%				

 				
1				
<b>Part No.</b>	370015	<b>Ref. No.</b>	394	
<b>description</b>	solenoid valve single angled 230VAC inlet 3/4" outlet 11.5mm DN10 TP			
<b>accessories for</b>	370015			
	Part No. 371220	Ref. No.	Ref. No.	—
reducer TP flow rate 3l/min red tolerance ±15%				
	Part No. 371221	Ref. No.	Ref. No.	—
reducer TP flow rate 5.5l/min yellow tolerance ±15%				
	Part No. 371222	Ref. No.	Ref. No.	—
reducer TP flow rate 6l/min grey tolerance ±15%				





1

<b>Part No.</b>	370248	<b>Ref. No.</b>	00000394
<b>description</b>	solenoid valve single angled 230VAC inlet 3/4" outlet 14.5mm		
<b>For models:</b>	AC20, AC25, AC26, AE1000, AE1200, AE35.21, AE38.25, AE40.29, AE40.30, AE45.30, AE50.32, AE50.35, AH1000, AH1000Easy, AH1100, AH1100DGT, AH1200, AH1200DGT, AH1400, AL1200E, AL1400, AL1500E, AL40.28, AL40.28E, AL40.28EM, AL45.32, AL45.32E, AL45.32EM, AL50.34, AL50.34E, AL50.34EM, AL50.40, AL50.40E, AL50.40EM, AL50.45, AL55.45E, AL55.45EM, AL55.45EM-P, AL55.45E-P, ALISE040.28E, ALISE0422, ALISE0428, ALISE045.32E, AP1000, AP1200, AP35.21, AP35.21DA, AP38.25, AP38.25DA, AP40.28...(Other models you can see in the webshop)		

metal




SIRAI

2-way

L180-B series



1

<b>Part No.</b>	370329	<b>Ref. No.</b>	3446	
<b>description</b>	solenoid valve 2-ways 24VAC inlet 1/2" outlet 1/2" connection 1/2" L 66mm DN 13.5mm slide-on receptacle compact -10 up to +90°C SIRAI type series L180-B coil type Z610A membranes NBR (water) p max 12bar p min 0.35bar			
<b>spare parts for</b>	370329			
	<b>Part No.</b>	371070	<b>Ref. No.</b>	—
	solenoid coil 24VAC 10VA SIRAI coil type Z610A seat ø 10mm			
	<b>Part No.</b>	371171	<b>Ref. No.</b>	—
	membrane series L180-B membrane type NBR (water)			
<b>accessories for</b>	370329			
	<b>Part No.</b>	371091	<b>Ref. No.</b>	—
	power socket plug type DIN 43650B cable lengthmm small			

## pressure switches

for warewashing

ø 58mm with male faston 6.3mm

with connection horizontal



1

<b>Part No.</b>	541142	<b>Ref. No.</b>	00000351
<b>description</b>	pressure control pressure range 123/75mbar connection 6mm ø 58mm pressure connection horizontal warewashing		
<b>For models:</b>	AE1000, AH1400, AL1200E, AL1400, AL1500E, ALISE0422, ALISE0428, AP1000, AU-H1400, GL1040, GL1240, LP55-65, LP65-65, LPC1500		



1

<b>Part No.</b>	541913	<b>Ref. No.</b>	00005594
<b>description</b>	pressure control pressure range 260/90mbar connection 6mm ø 58mm pressure connection horizontal warewashing pressure connection ø 6mm		
<b>For models:</b>	AU55-65, AU55-80, AU65-65, LP125-80, LP55-65, LP55-80, LP65-65, TR1200, TR1650, TR1650N, TR2000, TR2500, TR3000, TR3500, TR4000, TR5000, TRC250, TRR2500		



1

<b>Part No.</b>	541140	<b>Ref. No.</b>	00035110
<b>description</b>	pressure control pressure range 55/30mbar connection 6mm ø 58mm pressure connection horizontal warewashing		
<b>For models:</b>	AC20, AC25, AC26, AE1000, AE1200, AE35.21, AE38.25, AE40.29, AE40.30, AE45.30, AE50.32, AE50.35, AH1000, AH1000Easy, AH1100, AH1100DGT, AH1200, AH1200DGT, AL40.28, AL40.28E, AL40.28EM, AL45.32, AL45.32E, AL45.32EM, AL50.34, AL50.34E, AL50.34EM, AL50.40, AL50.40E, AL50.40EM, AL50.45, AL55.45E, AL55.45EM, AL55.45EM-P, AL55.45E-P, AP1000, AP1200, AP35.21, AP35.21DA, AP38.25, AP38.25DA, AP40.28, AP40.28DA, AP40.29, AP40.29DA, AP40.31, AP40.31DA, AP45.30, AP45.30DA, AP50.32...(Other models you can see in the webshop)		



miscellaneous



1

<b>Part No.</b>	541914	<b>Ref. No.</b>	00005609
<b>description</b>	pressure control pressure range 300mbar connection 1/4" ø 34.5mm for dishwasher		
<b>For models:</b>	TR1200, TR1650, TR1650N, TR2000, TR2500, TR3000, TR5000		

for refrigeration

RANCO

DWFK series



1

<b>Part No.</b>	541853	<b>Ref. No.</b>	K00077+K01106+K00489
<b>description</b>	pressure control RANCO type HR10811A4R001 switching diff.bar pressure range 17.5bar		

electrodes



1

<b>Part No.</b>	403236	<b>Ref. No.</b>	00006984
<b>description</b>	level electrode M10x1.5 total length 54mm probe L 15mm insulated probe lengthmm connection M4 ø 20mm probe ø 5mm		
<b>For models:</b>	AL1200E, AL1500E, AL40.28E, AL45.32E, AL50.34E, AL50.40E, AL55.45E, AL55.45E-P		

compressors

ACC/ZEL

R404a/R507

HMBP monophase

High/Medium evaporation temperature above -20/-15 °C



1

<b>Part No.</b>	605028	<b>Ref. No.</b>	K04323
<b>description</b>	compressor coolant R404a/R507 type ML90TB 220-240V 50Hz HMBP fully hermetic 11.6kg 3/8HP cylinder capacity 8.85cm³ CSIR H 175.5mmW 323W 418W 532W 666W 819W 990W 1181W 1391W test method ASHRAE ambient temperature max. 43°C		

pumps

wash and rinse pumps

ALBA (C&A)

pumps



1






<b>Part No.</b>	500366	<b>Ref. No.</b>	00001629 00004980
<b>description</b>	pump inlet ø 30mm outlet ø 30mm type C1629 230V 50Hz 1 phase 0.19kW 0.25HP L 180mm rotation direction right capacitor 10µF ALBA PUMPS (C&A)		
<b>For models:</b>	AC25, AC26, ALISE0422, ALISE0428, AP38.25, AP38.25DA, AP40.28, AP40.28DA, AP40.29, AP40.29DA, AP40.31, AP40.31DA, AS40.31, AS40.31DA, AS40.31DGT, AS40.31DGT-DA, GEMINICF, GEMINI-CF, GEMINI-CR, PROGRAM25CF, PROGRAM25CR, TR3500, TR4000, TR5000, TRC250, TRR2500		
<b>spare parts for</b>	500366		
	<b>Part No.</b>	365015	<b>Ref. No.</b> 166
	operating capacitor capacity 10µF 400V tolerance 5%Hz ambient temperature max. -25 to +85°C ø 35.5mm L 59mm M8 plastic connection male faston 6.3mm protection		
	<b>Part No.</b>	509018	<b>Ref. No.</b> 00004382 4382
	O-ring EPDM thickness 3.53mm ID ø 107.5mm Qty 1 pcs		






Table continues overleaf



spare parts for		500366	
Part No.	510693	Ref. No.	00004388 4388
	mechanical shaft seal for shaft $\varnothing$ 12mm slide ring ext. $\varnothing$ 24mm slide ring H 15.5mm slide ring int. $\varnothing$ 11mm counter ring mounting $\varnothing$ 24mm height counter ring 8mm counter ring int. $\varnothing$ 13.5mm		
	Part No.	521045	Ref. No. —
pump cover ALBA PUMPS (C&A) inlet $\varnothing$ 30mm outlet $\varnothing$ 30mm rotation direction right			
	Part No.	521233	Ref. No. 00004385 4385
impellor $\varnothing$ 87mm H 21mm rotation direction right thread M7L shaft $\varnothing$ 12mm shaft length 31mm blades 6			



1

Part No.	500372	Ref. No.	00010511
<b>description</b>	pump inlet $\varnothing$ 45mm outlet $\varnothing$ 40mm type C10511 230V 50Hz 1 phase 0.37kW 0.5HP L 200mm rotation direction right capacitor 12.5 $\mu$ F ALBA PUMPS (C&A)		
<b>For models:</b>	AE45.30, AP45.30, AP45.30DA, AP50.35, AP50.35DA, AS50.35, AS50.35DA, AS50.35DGT, AS50.35DGT-DA, GL4.32E, GL4.32EM, PASSPORT45.30, PROJECT28E, PROJECT28EM, SELF4.32, SELF400		
spare parts for		500372	
	Part No.	365014	Ref. No. 00000234 234
operating capacitor capacity 12.5 $\mu$ F 450V tolerance 5%Hz ambient temperature max. -25 to +85°C $\varnothing$ 35mm L 70mm M8 plastic connection male faston 6.3mm 45S.C3DS.12.5 protection			
	Part No.	509021	Ref. No. 00004406 4406
impellor $\varnothing$ 102mm H 32mm shaft intake $\varnothing$ 9/8mm rotation direction right			
	Part No.	510692	Ref. No. 00004387 4387
mechanical shaft seal for shaft $\varnothing$ 11mm slide ring ext. $\varnothing$ 24mm slide ring H 13mm counter ring mounting $\varnothing$ 26mm height counter ring 8mm counter ring int. $\varnothing$ 14mm			
	Part No.	521531	Ref. No. 00004391 4391
pump cover ALBA PUMPS (C&A) inlet $\varnothing$ 45mm outlet $\varnothing$ 40mm turn direction right $\varnothing$ 153mm ID $\varnothing$ 127mm inner height 24mm			
	Part No.	521709	Ref. No. 00004383 4383
O-ring EPDM thickness 3mm ID $\varnothing$ 126mm Qty 1 pcs			





1

Part No.	500368	Ref. No.	00002868
<b>description</b>	pump inlet $\varnothing$ 45mm outlet $\varnothing$ 40mm type C2868 230V 50Hz 1 phase 0.74kW 1HP L 230mm rotation direction right capacitor 12.5 $\mu$ F ALBA PUMPS (C&A)		
<b>For models:</b>	AE1000, AE1200, AE50.32, AE50.35, AH1000, AH1000Easy, AL50.34, AL50.34E, AL50.34EM, AP50.32, AP50.32DA, AP50.35, AP50.35DA, AP55.40, AP55.40DA, EURO500, GL5.34, GL5.34E, GL7.38, PASSPORT50.32		
spare parts for		500368	
	Part No.	365014	Ref. No. 00000234 234
operating capacitor capacity 12.5 $\mu$ F 450V tolerance 5%Hz ambient temperature max. -25 to +85°C $\varnothing$ 35mm L 70mm M8 plastic connection male faston 6.3mm 45S.C3DS.12.5 protection			
	Part No.	509021	Ref. No. 00004406 4406
impellor $\varnothing$ 102mm H 32mm shaft intake $\varnothing$ 9/8mm rotation direction right			
	Part No.	510692	Ref. No. 00004387 4387
mechanical shaft seal for shaft $\varnothing$ 11mm slide ring ext. $\varnothing$ 24mm slide ring H 13mm counter ring mounting $\varnothing$ 26mm height counter ring 8mm counter ring int. $\varnothing$ 14mm			
	Part No.	521044	Ref. No. —
fanwheel cover suitable for ALBA PUMPS (C&A) ID $\varnothing$ 132mm ED $\varnothing$ 138mm H 70mm for wash pump plastic			
	Part No.	521531	Ref. No. 00004391 4391
pump cover ALBA PUMPS (C&A) inlet $\varnothing$ 45mm outlet $\varnothing$ 40mm turn direction right $\varnothing$ 153mm ID $\varnothing$ 127mm inner height 24mm			
	Part No.	521709	Ref. No. 00004383 4383
O-ring EPDM thickness 3mm ID $\varnothing$ 126mm Qty 1 pcs			





1

<b>Part No.</b>	500367	<b>Ref. No.</b>	00005688
<b>description</b>	pump inlet ø 45mm outlet ø 40mm type C5688 230/400V 50Hz 3 phase 0.74kW 1HP L 250mm rotation direction right ALBA PUMPS (C&A)		
<b>For models:</b>	AP55.40, AP55.40DA, PASSPORT50.40		
<b>spare parts for</b>	500367		
	<b>Part No.</b>	510692	<b>Ref. No.</b> 00004387 4387
	mechanical shaft seal for shaft ø 11mm slide ring ext. ø 24mm slide ring H 13mm counter ring mounting ø 26mm height counter ring 8mm counter ring int. ø 14mm		
	<b>Part No.</b>	521235	<b>Ref. No.</b> 00006645 6645
	impellor ø 102mm H 32mm		
	<b>Part No.</b>	521531	<b>Ref. No.</b> 00004391 4391
	pump cover ALBA PUMPS (C&A) inlet ø 45mm outlet ø 40mm turn direction right ø 153mm ID ø 127mm inner height 24mm		
	<b>Part No.</b>	521709	<b>Ref. No.</b> 00004383 4383
	O-ring EPDM thickness 3mm ID ø 126mm Qty 1 pcs		

<b>spare parts for</b>	500373		
	<b>Part No.</b>	509030	<b>Ref. No.</b> —
	impellor ø 111mm H 40mm thread M8R blades 6		
	<b>Part No.</b>	510693	<b>Ref. No.</b> 00004388 4388
	mechanical shaft seal for shaft ø 12mm slide ring ext. ø 24mm slide ring H 15.5mm slide ring int. ø 11mm counter ring mounting ø 24mm height counter ring 8mm counter ring int. ø 13.5mm		




1

<b>Part No.</b>	500371	<b>Ref. No.</b>	2532
<b>description</b>	pump inlet ø 62mm outlet ø 52mm type C2532 230/400V 50Hz 3 phase 0.88kW 1.2HP L 315mm rotation direction left ALBA PUMPS (C&A)		
<b>spare parts for</b>	500371		
	<b>Part No.</b>	508395	<b>Ref. No.</b> 00004397 4397
	pump cover ALBA PUMPS (C&A) inlet ø 62mm outlet ø 52mm turn direction left ø 180mm ID ø 150mm inner height 38mm		
	<b>Part No.</b>	510693	<b>Ref. No.</b> 00004388 4388
	mechanical shaft seal for shaft ø 12mm slide ring ext. ø 24mm slide ring H 15.5mm slide ring int. ø 11mm counter ring mounting ø 24mm height counter ring 8mm counter ring int. ø 13.5mm		









1

<b>Part No.</b>	500373	<b>Ref. No.</b>	00000424
<b>description</b>	pump inlet ø 62mm outlet ø 52mm type C2012 230/400V 50Hz 3 phase 1.12kW 1.5HP L 315mm rotation direction left ALBA PUMPS (C&A)		
<b>For models:</b>	GL1040, GL1240		
<b>spare parts for</b>	500373		
	<b>Part No.</b>	508395	<b>Ref. No.</b> 00004397 4397
	pump cover ALBA PUMPS (C&A) inlet ø 62mm outlet ø 52mm turn direction left ø 180mm ID ø 150mm inner height 38mm		







FIR  
pumps







1			
<b>Part No.</b>	500037	<b>Ref. No.</b>	00000397
<b>description</b>	pump inlet $\varnothing$ 28mm outlet $\varnothing$ 26mm type 2211.1410 230V 50Hz 1 phase 0.074kW 0.1HP L 190mm rotation direction left capacitor 5 $\mu$ F FIR		
<b>For models:</b>	AC20, AE35.21, AE38.25, AE40.29, AP35.21, AP35.21DA, AP38.25, AP38.25DA, COMPACT20, EURO350, EURO380, EURO400, MASTER21, MINIBAR, MINIBAR-CF, MINIBAR-CR		
<b>spare parts for</b>	500037		
	<b>Part No.</b>	365017	<b>Ref. No.</b> —
	operating capacitor capacity 5 $\mu$ F 450V tolerance 5% 50/60Hz ambient temperature max. -25 to +85°C $\varnothing$ 28mm L 54mm M8 plastic connection male faston 6.3mm 16.10.08 protection		
	<b>Part No.</b>	510384	<b>Ref. No.</b> —
	pump cover inlet $\varnothing$ 28mm outlet $\varnothing$ 26mm $\varnothing$ 100mm ID $\varnothing$ 76mm		
	<b>Part No.</b>	510695	<b>Ref. No.</b> —
	mechanical shaft seal height counter ring 5.5mm ID $\varnothing$ 11mm		
	<b>Part No.</b>	521203	<b>Ref. No.</b> —
	impeller $\varnothing$ 72mm H 18mm thread M7 shaft $\varnothing$ 11mm shaft length 32mm blades 3		
	<b>Part No.</b>	521703	<b>Ref. No.</b> —
	pump cover gasket EPDM thickness 2.5mm ID $\varnothing$ 75mm Qty 1 pcs		



1			
<b>Part No.</b>	500027	<b>Ref. No.</b>	00000045
<b>description</b>	pump inlet $\varnothing$ 45mm outlet $\varnothing$ 40mm type 1292.1400 230V 50Hz 1 phase 0.56kW 0.75HP L 200mm rotation direction right capacitor 12.5 $\mu$ F FIR		
<b>spare parts for</b>	500027		
	<b>Part No.</b>	365014	<b>Ref. No.</b> 00000234 234
	operating capacitor capacity 12.5 $\mu$ F 450V tolerance 5%Hz ambient temperature max. -25 to +85°C $\varnothing$ 35mm L 70mm M8 plastic connection male faston 6.3mm 45S.C3DS.12.5 protection		

<b>spare parts for</b>	500027		
	<b>Part No.</b>	510600	<b>Ref. No.</b> —
	impeller $\varnothing$ 102mm H 29mm shaft intake $\varnothing$ 9/8mm rotation direction right blades 6		
	<b>Part No.</b>	510692	<b>Ref. No.</b> 00004387 4387
	mechanical shaft seal for shaft $\varnothing$ 11mm slide ring ext. $\varnothing$ 24mm slide ring H 13mm counter ring mounting $\varnothing$ 26mm height counter ring 8mm counter ring int. $\varnothing$ 14mm		
	<b>Part No.</b>	521506	<b>Ref. No.</b> —
	pump cover FIR inlet $\varnothing$ 45mm outlet $\varnothing$ 40mm turn direction right $\varnothing$ 160mm ID $\varnothing$ 125mm inner height 25mm		
	<b>Part No.</b>	521702	<b>Ref. No.</b> —
	pump cover gasket thickness 3.5x4.5mm Qty 1 pcs		

1			
<b>Part No.</b>	500117	<b>Ref. No.</b>	00006581
<b>description</b>	pump inlet $\varnothing$ 63mm outlet $\varnothing$ 47mm type 4225.22725 230/400V 50Hz 3 phase 1.4kW 2HP L 280mm rotation direction right FIR		
<b>For models:</b>	AU55-65, AU55-80, LP55-65, LP55-80		
<b>spare parts for</b>	500117		
	<b>Part No.</b>	510602	<b>Ref. No.</b> —
	impeller $\varnothing$ 110mm H 34mm rotation direction right thread M8L shaft $\varnothing$ 28mm seat $\varnothing$ 12.2mm blades 6		
	<b>Part No.</b>	510693	<b>Ref. No.</b> 00004388 4388
	mechanical shaft seal for shaft $\varnothing$ 12mm slide ring ext. $\varnothing$ 24mm slide ring H 15.5mm slide ring int. $\varnothing$ 11mm counter ring mounting $\varnothing$ 24mm height counter ring 8mm counter ring int. $\varnothing$ 13.5mm		
	<b>Part No.</b>	521513	<b>Ref. No.</b> —
	pump cover FIR inlet $\varnothing$ 63mm outlet $\varnothing$ 47mm turn direction right ID $\varnothing$ 150mm inner height 32mm		
	<b>Part No.</b>	524416	<b>Ref. No.</b> —
	pump cover gasket thickness 4x4mm Qty 1 pcs		



1

<b>Part No.</b>	499237	<b>Ref. No.</b>	00006730
<b>description</b>	pump inlet ø 63mm outlet ø 53mm type 1241.2503 230/400V 50Hz 3 phase 1.1kW 1.5HP L 330mm rotation direction left FIR		
<b>For models:</b>	AL1200E, AL1500E		



1

<b>Part No.</b>	499096	<b>Ref. No.</b>	00003259
<b>description</b>	pump inlet ø 45mm outlet ø 40mm type ZF220SX 230V 50Hz 1 phase 0.69kW L 188mm rotation direction right capacitor 12.5µF LGB		
<b>For models:</b>	AL40.28, AL40.28E, AL40.28EM, AL45.32, AL45.32E, AL45.32EM		

LGB



1

<b>Part No.</b>	499074	<b>Ref. No.</b>	00004053
<b>description</b>	pump inlet ø 45mm outlet ø 38mm type ZF340SX 230V 50Hz 1 phase 0.7kW 0.95HP L 215mm rotation direction right capacitor 16µF auxiliary pressure connection 13mm LGB		

**spare parts for** 499074

	<b>Part No.</b>	365021	<b>Ref. No.</b>	00002036 2036
		operating capacitor capacity 16µF 425V tolerance 5% 50/60Hz ambient temperature max. -25 to +85°C ø 35mm L 73mm single M8 plastic connection male faston 6.3mm 416.10.99 protection		
	<b>Part No.</b>	510702	<b>Ref. No.</b>	—
		mechanical shaft seal height counter ring 5.5mm ID ø 12mm		
	<b>Part No.</b>	521246	<b>Ref. No.</b>	—
		impellor ø 103mm H 26mm thread M8L shaft ø 20mm shaft length 7mm seat ø 8.2mm blades 6		
	<b>Part No.</b>	521542	<b>Ref. No.</b>	—
		pump cover LGB inlet ø 45mm outlet ø 40mm auxiliary pressure connection 13mm supporting pressure open ø 150mm ID ø 120mm inner height 25mm		
	<b>Part No.</b>	521714	<b>Ref. No.</b>	—
		pump cover gasket thickness 4x4mm Qty 1 pcs		



1

<b>Part No.</b>	499135	<b>Ref. No.</b>	00004054
<b>description</b>	pump inlet ø 45mm outlet ø 40mm type ZF350SX 230/400V 50Hz 3 phase 0.61kW L 220mm rotation direction right LGB		





**For models:** AH1100, AH1100DGT, AP1000, AP55.40, AP55.40DA, GL8.50E, GL8.50EM

**spare parts for** 499135

	<b>Part No.</b>	510702	<b>Ref. No.</b>	—
		mechanical shaft seal height counter ring 5.5mm ID ø 12mm		
	<b>Part No.</b>	521278	<b>Ref. No.</b>	—
		impellor ø 93mm H 32mm pump type ZF350SX thread M8L		
	<b>Part No.</b>	521542	<b>Ref. No.</b>	—
		pump cover LGB inlet ø 45mm outlet ø 40mm auxiliary pressure connection 13mm supporting pressure open ø 150mm ID ø 120mm inner height 25mm		
	<b>Part No.</b>	521714	<b>Ref. No.</b>	—
		pump cover gasket thickness 4x4mm Qty 1 pcs		







1

<b>Part No.</b>	499241	<b>Ref. No.</b>	00005697
<b>description</b>	pump inlet ø 62mm outlet ø 48mm type ZF650SX 230/400V 50Hz 3 phase 1.33kW L 340mm rotation direction right LGB		
<b>For models:</b>	TR3000, TR3500, TR4000, TR5000		
<b>spare parts for</b>	499241		
	<b>Part No.</b>	510551	<b>Ref. No.</b> —
	pump cover gasket ID ø 158.3mm pump type 1214/1293/1225/2243/1226/1204/3473/1241 thickness 3.53mm EPDM Qty 1 pcs		
	<b>Part No.</b>	510694	<b>Ref. No.</b> —
	mechanical shaft seal for shaft ø 13mm height counter ring 8mm ID ø 11.5mm H 16mm mounting ø 24/26mm int. ø 1 14mm		
	<b>Part No.</b>	521240	<b>Ref. No.</b> —
	impellor ø 110mm H 32mm rotation direction left thread M8L shaft ø 20mm shaft length 10mm seat ø 8.2mm blades 6		
	<b>Part No.</b>	521536	<b>Ref. No.</b> —
	pump cover ALBA / LGB inlet ø 62mm outlet ø 50mm auxiliary pressure connection 12mm supporting pressure closed turn direction right ø 180mm ID ø 150mm inner height 38mm		








1

<b>Part No.</b>	499238	<b>Ref. No.</b>	00005696
<b>description</b>	pump inlet ø 62mm outlet ø 50mm type ZF650SX 230/400V 50Hz 3 phase 1.7kW L 340mm rotation direction right LGB		
<b>For models:</b>	TR3000, TR3500, TR4000, TR5000		
<b>spare parts for</b>	499238		
	<b>Part No.</b>	510551	<b>Ref. No.</b> —
	pump cover gasket ID ø 158.3mm pump type 1214/1293/1225/2243/1226/1204/3473/1241 thickness 3.53mm EPDM Qty 1 pcs		
	<b>Part No.</b>	510694	<b>Ref. No.</b> —
	mechanical shaft seal for shaft ø 13mm height counter ring 8mm ID ø 11.5mm H 16mm mounting ø 24/26mm int. ø 1 14mm		

<b>spare parts for</b>	499238		
	<b>Part No.</b>	521094	<b>Ref. No.</b> —
	impellor ø 105mm H 34mm thread M8L shaft ø 27mm shaft length 7mm		
	<b>Part No.</b>	521536	<b>Ref. No.</b> —
	pump cover ALBA / LGB inlet ø 62mm outlet ø 50mm auxiliary pressure connection 12mm supporting pressure closed turn direction right ø 180mm ID ø 150mm inner height 38mm		



1

<b>Part No.</b>	500122	<b>Ref. No.</b>	00002532
<b>description</b>	pump inlet ø 62mm outlet ø 52mm type AM5225DX 230/400V 50Hz 3 phase 1.2kW 1.6HP L 300mm rotation direction left LGB		
<b>For models:</b>	GL1040, GL1240		
<b>spare parts for</b>	500122		
	<b>Part No.</b>	501495	<b>Ref. No.</b> —
	cover plastic for terminal box for pump LGB		
	<b>Part No.</b>	510551	<b>Ref. No.</b> —
	pump cover gasket ID ø 158.3mm pump type 1214/1293/1225/2243/1226/1204/3473/1241 thickness 3.53mm EPDM Qty 1 pcs		
	<b>Part No.</b>	510694	<b>Ref. No.</b> —
	mechanical shaft seal for shaft ø 13mm height counter ring 8mm ID ø 11.5mm H 16mm mounting ø 24/26mm int. ø 1 14mm		
	<b>Part No.</b>	521236	<b>Ref. No.</b> —
	impellor ø 105mm H 32mm M8R		
	<b>Part No.</b>	521516	<b>Ref. No.</b> —
	pump cover LGB inlet ø 62mm outlet ø 52mm auxiliary pressure connection 12mm supporting pressure closed turn direction left ø 190mm ID ø 150mm inner height 40mm		



1

<b>Part No.</b>	499242	<b>Ref. No.</b>	00004395
<b>description</b>	pump inlet $\varnothing$ 62mm outlet $\varnothing$ 52mm type ZF650DX 230V 50Hz 1 phase 1.47kW L 335mm rotation direction left capacitor 20 $\mu$ F LGB		
<b>For models:</b>	GL1040, GL1240		
<b>spare parts for</b>	499242		
	<b>Part No.</b>	365019	<b>Ref. No.</b> —
	operating capacitor capacity 20 $\mu$ F 400V tolerance 5% 50/60Hz ambient temperature max. -25 to +85°C $\varnothing$ 39.5mm L 70mm M8 plastic connection male faston 6.3mm 16.10.25. protection		
	<b>Part No.</b>	510551	<b>Ref. No.</b> —
	pump cover gasket ID $\varnothing$ 158.3mm pump type 1214/1293/1225/2243/1226/1204/3473/1241 thickness 3.53mm EPDM Qty 1 pcs		
	<b>Part No.</b>	510694	<b>Ref. No.</b> —
	mechanical shaft seal for shaft $\varnothing$ 13mm height counter ring 8mm ID $\varnothing$ 11.5mm H 16mm mounting $\varnothing$ 24/26mm int. $\varnothing$ 1 14mm		
	<b>Part No.</b>	521217	<b>Ref. No.</b> —
	impellor $\varnothing$ 110mm H 32mm thread M8R shaft $\varnothing$ 20mm shaft length 10mm seat $\varnothing$ 8.2mm blades 6 for ZF522DX		
	<b>Part No.</b>	521516	<b>Ref. No.</b> —
	pump cover LGB inlet $\varnothing$ 62mm outlet $\varnothing$ 52mm auxiliary pressure connection 12mm supporting pressure closed turn direction left $\varnothing$ 190mm ID $\varnothing$ 150mm inner height 40mm		



1



<b>Part No.</b>	499243	<b>Ref. No.</b>	00005695
<b>description</b>	pump inlet $\varnothing$ 63mm outlet $\varnothing$ 50mm type ZF900SX 230/400V 50Hz 3 phase 2.41kW L 380mm rotation direction right LGB		
<b>For models:</b>	TR1650, TR1650N, TR2000, TR2500, TR3000, TR3500, TR4000, TR5000, TRC250, TRR2500		

OLYMPIA

pumps



1

<b>Part No.</b>	499208	<b>Ref. No.</b>	00004053
<b>description</b>	pump inlet $\varnothing$ 45mm outlet $\varnothing$ 40mm type L80.T100 230V 50Hz 1 phase 0.75kW 1HP L 210mm rotation direction right capacitor 12.5 $\mu$ F OLYMPIA		
<b>For models:</b>	AE1000, AL50.40, AL50.40E, AL50.40EM, AL50.45, AL55.45E, AL55.45EM, AL55.45EM-P, AL55.45E-P, AP1000, AP55.40, AP55.40DA, AS50.40, AS50.40DA, AS50.40DGT, AS50.40DGT-DA, AU-L55.45, AUP55.40, AU-S55.40, AU-S55.40DGT, GL7.40E, GL7.40EM, GL8.50EM		
<b>spare parts for</b>	499208		
	<b>Part No.</b>	365014	<b>Ref. No.</b> 00000234 234
	operating capacitor capacity 12.5 $\mu$ F 450V tolerance 5%Hz ambient temperature max. -25 to +85°C $\varnothing$ 35mm L 70mm M8 plastic connection male faston 6.3mm 45S.C3DS.12.5 protection		
	<b>Part No.</b>	510693	<b>Ref. No.</b> 00004388 4388
	mechanical shaft seal for shaft $\varnothing$ 12mm slide ring ext. $\varnothing$ 24mm slide ring H 15.5mm slide ring int. $\varnothing$ 11mm counter ring mounting $\varnothing$ 24mm height counter ring 8mm counter ring int. $\varnothing$ 13.5mm		

booster pumps I













1





<b>Part No.</b>	499240	<b>Ref. No.</b>	00003208
<b>description</b>	pump inlet $\varnothing$ 1" IT outlet $\varnothing$ 1" IT type PBC50 230V 50Hz 1 phase 0.57kW L 260mm rotation direction left capacitor 12 $\mu$ F OSIP		
<b>For models:</b>	AU55-65, AU55-80, AU65-65, LP55-65, LP55-80, LP65-65		





			
1			
<b>Part No.</b>	500193	<b>Ref. No.</b>	00000380 00001510
<b>description</b>	pump inlet $\varnothing$ 3/8" IT outlet $\varnothing$ 3/8" IT type C.1510 230V 50Hz 0.43kW $\varnothing$ 100mm L 170mm rotation direction left capacitor 10 $\mu$ F ALBA PUMPS (C&A)		
<b>For models:</b>	AC20, AC25, AC26, AE1000, AE1200, AE35.21, AE38.25, AE40.29, AE40.30, AE45.30, AE50.32, AE50.35, AH1000, AH1000Easy, AH1100, AH1100DGT, AH1200, AH1200DGT, AH1400, AL1200E, AL1400, AL1500E, AL40.28, AL40.28E, AL40.28EM, AL45.32, AL45.32E, AL45.32EM, AL50.34, AL50.34E, AL50.34EM, AL50.40, AL50.40E, AL50.40EM, AL50.45, AL55.45E, AL55.45EM, AL55.45EM-P, AL55.45E-P, ALISE040.28E, ALISE0422, ALISE0428, ALISE045.32E, AP1000, AP1200, AP35.21, AP35.21DA, AP38.25, AP38.25DA, AP40.28...(Other models you can see in the webshop)		
<b>spare parts for</b>	500193		
	<b>Part No.</b>	550331	<b>Ref. No.</b> —
	protective covering 1-pole size 6.3mm straight nylon t.max. 120°C Qty 20 pcs		
<b>accessories for</b>	500193		
	<b>Part No.</b>	365015	<b>Ref. No.</b> 166
	operating capacitor capacity 10 $\mu$ F 400V tolerance 5%Hz ambient temperature max. -25 to +85°C $\varnothing$ 35.5mm L 59mm M8 plastic connection male faston 6.3mm protection		
	<b>Part No.</b>	511279	<b>Ref. No.</b> —
	hose connector brass straight thread 3/8" hose $\varnothing$ 12mm Qty 1 pcs		
	<b>Part No.</b>	520202	<b>Ref. No.</b> —
	hose connector nickel-plated brass straight thread 3/8" hose $\varnothing$ 12mm Qty 1 pcs		
	<b>Part No.</b>	520204	<b>Ref. No.</b> —
	hose connector nickel-plated brass straight thread 3/8" hose $\varnothing$ 17mm Qty 1 pcs		


			
1			
<b>Part No.</b>	500358	<b>Ref. No.</b>	380
<b>description</b>	pump inlet $\varnothing$ 3/8" outlet $\varnothing$ 3/8" type PS46 230V 50Hz 0.45kW $\varnothing$ 100mm L 200mm capacitor 10 $\mu$ F LGB		
<b>spare parts for</b>	500358		
	<b>Part No.</b>	510713	<b>Ref. No.</b> —
	slide ring for shaft $\varnothing$ 12mm ED $\varnothing$ 24mm H 16mm		
	<b>Part No.</b>	510723	<b>Ref. No.</b> —
	counter ring H 8mm ED $\varnothing$ 26mm ID $\varnothing$ 13.5mm for mechanical shaft seal		
	<b>Part No.</b>	698400	<b>Ref. No.</b> —
	pump cover gasket pump type PS46 thickness 2mm ID $\varnothing$ 66mm Qty 1 pcs		

<b>accessories for</b>	500358		
	<b>Part No.</b>	365015	<b>Ref. No.</b> 166
	operating capacitor capacity 10 $\mu$ F 400V tolerance 5%Hz ambient temperature max. -25 to +85°C $\varnothing$ 35.5mm L 59mm M8 plastic connection male faston 6.3mm protection		
	<b>Part No.</b>	511279	<b>Ref. No.</b> —
	hose connector brass straight thread 3/8" hose $\varnothing$ 12mm Qty 1 pcs		
	<b>Part No.</b>	520202	<b>Ref. No.</b> —
	hose connector nickel-plated brass straight thread 3/8" hose $\varnothing$ 12mm Qty 1 pcs		
	<b>Part No.</b>	520677	<b>Ref. No.</b> —
	hose connector brass straight thread 3/8" hose $\varnothing$ 13mm Qty 1 pcs		

			
1			
<b>Part No.</b>	499239	<b>Ref. No.</b>	00005103
<b>description</b>	pump inlet $\varnothing$ 3/8" outlet $\varnothing$ 3/8" type VIB45/42 230/450V 50Hz 1 phase 0.37kW L 225mm rotation direction left capacitor 8 $\mu$ F OSIP		
<b>For models:</b>	LP55-65		
<b>spare parts for</b>	499239		
	<b>Part No.</b>	499240	<b>Ref. No.</b> 00003208 3208
	pump inlet $\varnothing$ 1" IT outlet $\varnothing$ 1" IT type PBC50 230V 50Hz 1 phase 0.57kW L 260mm rotation direction left capacitor 12 $\mu$ F OSIP		
	<b>Part No.</b>	520183	<b>Ref. No.</b> 00003206 3206
	reducer thread 1" ET - 3/4" IT brass		
	<b>Part No.</b>	521192	<b>Ref. No.</b> 00003207 3207
	double nipple brass thread 1"-3/4" Qty 1 pcs		

## drain pumps


## GRE

			
1			
<b>Part No.</b>	499222	<b>Ref. No.</b>	00000379
<b>description</b>	drain pump inlet $\varnothing$ 30mm outlet $\varnothing$ 22mm 34W 230V 50Hz GRE		
<b>For models:</b>	AC20, AC25, AC26, AE1000, AE1200, AE35.21, AE38.25, AE40.29, AE40.30, AE45.30, AE50.32, AE50.35, AH1000, AH1000Easy, AH1100, AH1100DGT, AH1200, AH1200DGT, AH1400, AL1200E, AL1400, AL1500E, AL40.28, AL40.28E, AL40.28EM, AL45.32, AL45.32E, AL45.32EM, AL50.34, AL50.34E, AL50.34EM, AL50.40, AL50.40E, AL50.40EM, AL50.45, AL55.45E, AL55.45EM, AL55.45EM-P, AL55.45E-P, ALISE040.28E, ALISE0422, ALISE0428, ALISE045.32E, AP1000, AP1200, AP35.21, AP35.21DA, AP38.25, AP38.25DA, AP40.28...(Other models you can see in the webshop)		



booster pumps II

accessories



1


<b>Part No.</b>	365015	<b>Ref. No.</b>	166
<b>description</b>	operating capacitor capacity 10µF 400V tolerance 5%Hz ambient temperature max. -25 to +85°C ø 35.5mm L 59mm M8 plastic connection male faston 6.3mm protection		



1

<b>Part No.</b>	365012	<b>Ref. No.</b>	00000402
<b>description</b>	operating capacitor capacity 6.3µF 450V tolerance 5% 50Hz ambient temperature max. -25 to +85°C ø 30mm L 61mm M8 plastic connection male faston 6.3mm protection		
<b>For models:</b>	AE35.21, AE38.25, AE40.29, AP35.21, AP35.21DA, AP38.25, AP38.25DA, COMPACT20, EURO350, EURO380, EURO400, MASTER21, MINIBAR, MINIBAR-CF, MINIBAR-CR		

pumps for ice machines




1

<b>Part No.</b>	501493	<b>Ref. No.</b>	K02939
<b>description</b>	pump GRE 100W 230V 50Hz inlet ø 21mm outlet ø 19mm L 127mm for ice maker		

condensators & interference suppression filters


operating capacitors

plastic




1

<b>Part No.</b>	365015	<b>Ref. No.</b>	166
<b>description</b>	operating capacitor capacity 10µF 400V tolerance 5%Hz ambient temperature max. -25 to +85°C ø 35.5mm L 59mm M8 plastic connection male faston 6.3mm protection		



1

<b>Part No.</b>	365014	<b>Ref. No.</b>	00000234
<b>description</b>	operating capacitor capacity 12.5µF 450V tolerance 5%Hz ambient temperature max. -25 to +85°C ø 35mm L 70mm M8 plastic connection male faston 6.3mm 45S.C3DS.12.5 protection		
<b>For models:</b>	AE45.30, AH1200, AH1200DGT, AL40.28, AL40.28E, AL40.28EM, AL45.32, AL45.32E, AL45.32EM, AL50.34E, AL50.34EM, AP45.30, AP45.30DA, GL4.32E, GL4.32EM, PASSPORT45.30, PROJECT28, PROJECT28E, PROJECT28EM, SELF4.32, SELF400		



1

<b>Part No.</b>	365021	<b>Ref. No.</b>	00002036
<b>description</b>	operating capacitor capacity 16µF 425V tolerance 5% 50/60Hz ambient temperature max. -25 to +85°C ø 35mm L 73mm single M8 plastic connection male faston 6.3mm 416.10.99 protection		
<b>For models:</b>	AE1000, AE50.32, AE50.35, AL50.34, AL50.34E, AL50.34EM, AL50.40, AL50.40E, AL50.40EM, AL55.45E, AL55.45E-P, AP50.32, AP50.32DA, AP50.35, AP50.35DA, EURO500, GL5.34, GL5.34E, GL500CR, GL7.38, GL7.40E, GL7.40EM, GL700CR, PASSPORT50.32		




1

<b>Part No.</b>	365012	<b>Ref. No.</b>	00000402
<b>description</b>	operating capacitor capacity 6.3µF 450V tolerance 5% 50Hz ambient temperature max. -25 to +85°C ø 30mm L 61mm M8 plastic connection male faston 6.3mm protection		
<b>For models:</b>	AE35.21, AE38.25, AE40.29, AP35.21, AP35.21DA, AP38.25, AP38.25DA, COMPACT20, EURO350, EURO380, EURO400, MASTER21, MINIBAR, MINIBAR-CF, MINIBAR-CR		

filters


interference suppression filters




1

<b>Part No.</b>	365049	<b>Ref. No.</b>	00005606
<b>description</b>	interference suppression filter capacity 0.33µF(X2)+2x0.015µF 1MΩhm		
<b>For models:</b>	AL1200E, AL1500E, AL55.45E, AL55.45EM, AL55.45EM-P, AL55.45E-P, AP1000, AP55.40, AP55.40DA, AU125-80, GL1040, GL1240, LP125-80, LP55-65, LP55-80, LP65-65, PASSPORT50.40		




			
1			
<b>Part No.</b>	365045	<b>Ref. No.</b>	00002779
<b>description</b>	interference suppression filter type FC701Y2F 250V 50-60Hz conductor 2 with E connection cable 200mm L 40mm ø 30mm Hmm Wmm plastic Qty 1 pcs		
<b>For models:</b>	AC26, AE1000, AE1200, AE35.21, AE38.25, AE40.29, AE40.30, AE45.30, AE50.32, AE50.35, AH1000, AH1000Easy, AH1100, AH1200, AH1400, AL1400, AL40.28, AL40.28E, AL40.28EM, AL45.32, AL45.32E, AL45.32EM, AL50.34, AL50.34E, AL50.34EM, AL50.40, AL50.40E, AL50.40EM, AL50.45, AL55.45E, AL55.45E-P, ALISE040.28E, ALISE0422, ALISE0428, ALISE045.32E, AP1000, AP1200, AP35.21, AP35.21DA, AP38.25, AP38.25DA, AP40.28, AP40.28DA, AP40.29, AP40.29DA, AP40.31, AP40.31DA, AP45.30, AP45.30DA, AP50.32... (Other models you can see in the webshop)		

			
1			
<b>Part No.</b>	365044	<b>Ref. No.</b>	2779
<b>description</b>	interference suppression filter type FC701Y2F 250V 50-60Hz conductor 2 with E connection cable 200mm L 42mm ø 23mm Hmm Wmm plastic Qty 1 pcs		


## electric accessories


### terminals


#### porcelain clamps

			
1			
<b>Part No.</b>	550116	<b>Ref. No.</b>	120
<b>description</b>	porcelain terminal block 3-pole 10mm <sup>2</sup> hole distance 16mm max. 30A max 450V L 52mm W 30mm H 23mm mounting distance 16mm Qty 1 pcs		


#### terminal blocks

			
1			
<b>Part No.</b>	550232	<b>Ref. No.</b>	00001488
<b>description</b>	lustre terminal 12-pole cross section 2.5mm <sup>2</sup> max. 32A max 450V temp.-resist. 150°C		
<b>For models:</b>	AL55.45E, AL55.45EM, AL55.45EM-P, AL55.45E-P, GL8.50E, GL8.50EM		

			
1			
<b>Part No.</b>	550838	<b>Ref. No.</b>	00000891 00004251
<b>description</b>	lustre terminal 12-pole cross section 6mm <sup>2</sup> max. 41A max 750V temp.-resist. 150°C		
<b>For models:</b>	AE1000, AE1200, AE35.21, AE38.25, AE40.29, AE40.30, AE45.30, AE50.32, AE50.35, AH1000, AH1000Easy, AH1100, AH1100DGT, AH1200, AH1200DGT, AH1400, AL1200E, AL1400, AL1500E, AL40.28, AL40.28E, AL40.28EM, AL45.32, AL45.32E, AL45.32EM, AL50.34, AL50.34E, AL50.34EM, AL50.40, AL50.40E, AL50.40EM, AL50.45, AL55.45E, AL55.45EM, AL55.45EM-P, AL55.45E-P, ALISE040.28E, ALISE0422, ALISE0428, ALISE045.32E, AP1000, AP1200, AP35.21, AP35.21DA, AP38.25, AP38.25DA, AP40.29, AP40.29DA, AP40.31, AP40.31DA... (Other models you can see in the webshop)		


			
1			
<b>Part No.</b>	508353	<b>Ref. No.</b>	00000921
<b>description</b>	lustre terminal 3-pole cross section 4mm <sup>2</sup> max. 32A max 750V temp.-resist. 150°C		
<b>For models:</b>	AC20, AC25, AC26, AP35.21, AP35.21DA, AP38.25, AP38.25DA, AP40.28, AP40.28DA, COMPACT20, GEMINICF, GEMINI-CF, MINIBAR, PROGRAM25CF		

#### connection terminals with screw connection

			
1			
<b>Part No.</b>	508356	<b>Ref. No.</b>	00000120
<b>description</b>	connection terminal 3-pole max 400V cross section 4mm <sup>2</sup>		
<b>For models:</b>	COMPACT20, FORNO2P, FORNO3P, FORNO4P, FORNO6P, GEMINI-CF, GEMINI-CR, MASTER21, MINIBAR-CF, MINIBAR-CR, ORION-1, ORION-1.5, ORION-2, ORION-G1, ORION-G1.5, ORION-G2, ORION-VTR1, ORION-VTR1.5, ORION-VTR2, PROGRAM25CF, PROGRAM25CR, PROJECT28, SELF4.32, SELF400, TA-2, TA-3		

#### accessories

##### miscellaneous

			
1			
<b>Part No.</b>	508218	<b>Ref. No.</b>	00003125
<b>description</b>	signboard		
<b>For models:</b>	ALISE0422, ALISE0428, AP35.21, AP35.21DA, AP38.25, AP38.25DA, AP40.28, AP40.28DA, AP45.30, AP45.30DA, AP50.32, AP50.32DA, AP50.35, AP50.35DA, AP55.40, AP55.40DA, EURO350, EURO380, EURO400, EURO500, GL4.32E, GL4.32EM, GL5.34E, GL7.40E, GL7.40EM, GL8.50E, GL8.50EM, PASSPORT45.30, PASSPORT50.32, PASSPORT50.40, PROJECT28E, PROJECT28EM		



## equipment-specific units

### for bar blender

#### blenders

#### jar components

#### blades

#### miscellaneous



1

<b>Part No.</b>	696552	<b>Ref. No.</b>	00001011
<b>description</b>	disc ID ø 5mm ED ø 13mm H 3mm SS Qty 1 pcs thickness 3mm		
<b>For models:</b>	GSN, SPF, STAR-1, STAR-2, STAR-4, STAR-6		

#### miscellaneous



1

<b>Part No.</b>	560512	<b>Ref. No.</b>	00007213
<b>description</b>	disc ID ø 7mm ED ø 16mm thickness 0.85mm FIBER Qty 1 pcs		
<b>For models:</b>	GSN, SPF, STAR-1, STAR-2, STAR-4, STAR-6		

### for citrus juicers

#### miscellaneous



1

<b>Part No.</b>	694343	<b>Ref. No.</b>	00001403
<b>description</b>	coupling for juice extractor ø 55.5mm H 26.6mm		
<b>For models:</b>	GSN, SPF, SPN, TGSP		

### for espresso machines

#### steam/water taps

#### steam/water pipes

#### accessories

#### gaskets



1

<b>Part No.</b>	510893	<b>Ref. No.</b>	00000697
<b>description</b>	O-ring EPDM thickness 2.62mm ID ø 9.92mm Qty 1 pcs		
<b>For models:</b>	AC25, AC26, AE1000, AE1200, AE35.21, AE38.25, AE40.29, AE40.30, AE45.30, AE50.32, AE50.35, AH1000, AH1000Easy, AH1100, AH1100DGT, AH1200, AH1200DGT, AH1400, AL1200E, AL1400, AL1500E, AL40.28, AL40.28E, AL40.28EM, AL45.32, AL45.32E, AL45.32EM, AL50.34, AL50.34E, AL50.34EM, AL50.40, AL50.40E, AL50.40EM, AL50.45, AL55.45E, AL55.45EM, AL55.45EM-P, AL55.45E-P, AP1000, AP1200, AP35.21, AP35.21DA, AP38.25, AP38.25DA, AP40.28, AP40.28DA, AP40.29, AP40.29DA, AP40.31, AP40.31DA...(Other models you can see in the webshop)		

### for griddles

#### spare parts and accessories



1

<b>Part No.</b>	506236	<b>Ref. No.</b>	00001671
<b>description</b>	bush H 9mm ET M18x1 IT M16x1.5 Qty 1 pcs WS 21		
<b>For models:</b>	ORION-1, ORION-1.5, ORION-2		

### for dishwashers

#### drain and intake components

#### ARISTARCO

#### drain /intake bodies



1

<b>Part No.</b>	508010	<b>Ref. No.</b>	00000108
<b>description</b>	drain connection thread 3/4" hose ø 23mm		
<b>For models:</b>	AC20, AC25, AC26, AE35.21, AE38.25, AE40.29, ALISEO40.28E, ALISEO422, ALISEO428, ALISEO45.32E, AW4028, AW45.32, COMPACT20, EURO350, EURO380, EURO400, GEMINICF, GEMINI-CF, GEMINI-CR, MASTER21, MINIBAR, MINIBAR-CF, MINIBAR-CR, PROGRAM25CF, PROGRAM25CR, TR5000		



1




<b>Part No.</b>	508117	<b>Ref. No.</b>	00002478
<b>description</b>	drain fitting		
<b>For models:</b>	AC20, COMPACT20, GEMINI-CF, PROGRAM25CF, PROGRAM25CR		





1


<b>Part No.</b>	517362	<b>Ref. No.</b>	00005027
<b>description</b>	drain fitting angled thread 1 1/2"		
<b>For models:</b>	AE1000, AE1200, AH1000, AH1000Easy, AH1100, AH1100DGT, AH1200, AH1200DGT, AH1400, AL1400, AL40.28E, AL45.32, AL45.32E, AL50.34, AL50.34E, AL50.40, AL50.40E, AL50.45, AL55.45E, AL55.45E-P, AP1000, AP1200, AP55.40, AP55.40DA, AS50.40, AS50.40DA, AS50.40DGT, AS50.40DGT-DA, AU125-80, AU55-65, AU55-80, AU65-65, AU-H1400, AU-L55.45, AU-P55.40, AU-S55.40, AU-S55.40DGT, LP125-80, LP55-65, LP55-80, LP65-65, LPC1500, TR1200, TR1650, TR1650N, TR2000, TR2500, TR3500, TR5000, TRR2500		




			
1			
<b>Part No.</b>	508002	<b>Ref. No.</b>	00000032
<b>description</b>	drain fitting thread 1½" hose ø 33mm		
<b>For models:</b>	AE1000, AE35.21, AE38.25, AE40.29, AE40.30, AE45.30, AE50.32, AE50.35, AL1200E, AL1500E, AL40.28E, AL40.28EM, AL45.32E, AL45.32EM, AL50.34E, AL50.34EM, AL50.40E, AL50.40EM, AL55.45E, AL55.45EM, AL55.45EM-P, AL55.45E-P, AP1000, AP35.21, AP35.21DA, AP38.25, AP38.25DA, AP40.28, AP40.28DA, AP40.29, AP40.29DA, AP40.31, AP40.31DA, AP45.30, AP45.30DA, AP50.32, AP50.32DA, AP50.35, AP50.35DA, AP55.40, AP55.40DA, AS40.31, AS40.31DA, AS40.31DGT, AS40.31DGT-DA, AS50.35, AS50.35DA, AS50.35DGT, AS50.35DGT-DA, GL1040...(Other models you can see in the web-shop)		
<b>accessories for</b>	508002		
	<b>Part No.</b>	508028	<b>Ref. No.</b> 00000203 203
	nut thread 1½"		
	<b>Part No.</b>	508029	<b>Ref. No.</b> 00000204 204
	flat gasket rubber D1 ø 59mm D2 ø 45mm thickness 2.5mm Qty 1 pcs for model AE/AL/AP/AS/GL/F		


			
1			
<b>Part No.</b>	508012	<b>Ref. No.</b>	00000110
<b>description</b>	drain fitting thread 3/4"		
<b>For models:</b>	AC20, AC25, AC26, AE35.21, AE38.25, AE40.29, ALISEO40.28E, ALISEO422, ALISEO428, ALISEO45.32E, AW4028, AW45.32, COMPACT20, EURO350, EURO380, EURO400, GEMINICF, GEMINI-CF, GEMINI-CR, MASTER21, MINIBAR, MINIBAR-CF, MINIBAR-CR, PROGRAM25CF, PROGRAM25CR, TR5000		


			
1			
<b>Part No.</b>	508126	<b>Ref. No.</b>	00002541
<b>description</b>	flange		
<b>For models:</b>	GL1040, GL1240, LP55-65, LP65-65		



			
1			
<b>Part No.</b>	508329	<b>Ref. No.</b>	00007990
<b>description</b>	flange ED ø 51mm ID ø 12mm		
<b>For models:</b>	ALISEO40.28E, ALISEO422, ALISEO428, ALISEO45.32E, AW4028		

			
1			
<b>Part No.</b>	508011	<b>Ref. No.</b>	00000109
<b>description</b>	flat gasket rubber D1 ø 45mm D2 ø 26mm thickness 2mm equiv. no. for model Aliseo/Master/Minibar/Gemini/Program		
<b>For models:</b>	AC20, AC25, AC26, AE35.21, AE38.25, AE40.29, ALISEO40.28E, ALISEO422, ALISEO428, ALISEO45.32E, AW4028, AW45.32, COMPACT20, EURO350, EURO380, EURO400, GEMINICF, GEMINI-CF, GEMINI-CR, MASTER21, MINIBAR, MINIBAR-CF, MINIBAR-CR, PROGRAM25CF, PROGRAM25CR, TR5000		


			
1			
<b>Part No.</b>	508029	<b>Ref. No.</b>	00000204
<b>description</b>	flat gasket rubber D1 ø 59mm D2 ø 45mm thickness 2.5mm Qty 1 pcs for model AE/AL/AP/AS/GL/F		
<b>For models:</b>	AE1000, AE1200, AE35.21, AE38.25, AE40.29, AE40.30, AE45.30, AE50.32, AE50.35, AH1000, AH1000Easy, AH1100, AH1100DGT, AH1200, AH1200DGT, AH1400, AL1200E, AL1400, AL1500E, AL40.28E, AL40.28EM, AL45.32, AL45.32E, AL45.32EM, AL50.34, AL50.34E, AL50.34EM, AL50.40, AL50.40E, AL50.40EM, AL50.45, AL55.45E, AL55.45EM, AL55.45EM-P, AL55.45E-P, AP1000, AP1200, AP35.21, AP35.21DA, AP38.25, AP38.25DA, AP40.28, AP40.28DA, AP40.29, AP40.29DA, AP40.31, AP40.31DA, AP45.30, AP45.30DA, AP50.32...(Other models you can see in the webshop)		


			
1			
<b>Part No.</b>	508328	<b>Ref. No.</b>	00007956
<b>description</b>	hexagonal nut		
<b>For models:</b>	ALISEO422, ALISEO428		


			
1			
<b>Part No.</b>	508081	<b>Ref. No.</b>	1933 und 2900
<b>description</b>	intake body		


			
1			
<b>Part No.</b>	508108	<b>Ref. No.</b>	00002373
<b>description</b>	intake body thread 2"		
<b>For models:</b>	AE1000, AE45.30, AE50.32, AE50.35, AL40.28, AL40.28E, AL40.28EM, AL45.32, AL45.32E, AL45.32EM, AP1000, AP45.30, AP45.30DA, AP50.32, AP50.32DA, AP50.35, AP50.35DA, AP55.40, AP55.40DA, AS50.35, AS50.35DA, AS50.35DGT, AS50.35DGT-DA, AS50.40, AS50.40DA, AS50.40DGT, AS50.40DGT-DA, AU-P55.40, AU-S55.40, AUS55.40DGT, EURO500, GL4.32E, GL4.32EM, GL5.34, GL5.34E, GL500CF, GL500CR, GL7.38, GL7.40E, GL7.40EM, GL700CF, GL700CR, GL8.50E, GL8.50EM, PASSPORT45.30, PASSPORT50.32, PASSPORT50.40, PROJECT28, PROJECT28E, PROJECT28EM...(Other models you can see in the webshop)		
<b>accessories for</b>	508108		
	<b>Part No.</b>	508109	<b>Ref. No.</b> 00002374 2374
	O-ring EPDM thickness 5.34mm ID ø 69.22mm Qty 1 pcs		





			
1			
<b>Part No.</b>	508028	<b>Ref. No.</b>	00000203
<b>description</b>	nut thread 1 1/2"		
<b>For models:</b>	AE1000, AE1200, AE35.21, AE38.25, AE40.29, AE40.30, AE45.30, AE50.32, AE50.35, AH1000, AH1000Easy, AH1100, AH1100DGT, AH1200, AH1200DGT, AH1400, AL1200E, AL1400, AL1500E, AL40.28, AL40.28E, AL40.28EM, AL45.32, AL45.32E, AL45.32EM, AL50.34, AL50.34E, AL50.34EM, AL50.40, AL50.40E, AL50.40EM, AL50.45, AL55.45E, AL55.45EM, AL55.45EM-P, AL55.45E-P, AP1000, AP1200, AP35.21, AP35.21DA, AP38.25, AP38.25DA, AP40.28, AP40.28DA, AP40.29, AP40.29DA, AP40.31, AP40.31DA, AP45.30, AP45.30DA... (Other models you can see in the webshop)		


			
1			
<b>Part No.</b>	508107	<b>Ref. No.</b>	00002362
<b>description</b>	nut thread 2"		
<b>For models:</b>	AE1000, AE45.30, AE50.32, AE50.35, AL40.28, AL40.28E, AL40.28EM, AL45.32, AL45.32E, AL45.32EM, AP1000, AP45.30, AP45.30DA, AP50.32, AP50.32DA, AP50.35, AP50.35DA, AP55.40, AP55.40DA, AS50.35, AS50.35DA, AS50.35DGT, AS50.35DGT-DA, AS50.40, AS50.40DA, AS50.40DGT, AS50.40DGT-DA, AU-P55.40, AU-S55.40, AUS55.40DGT, EURO500, GL4.32E, GL4.32EM, GL5.34, GL5.34E, GL500CF, GL500CR, GL7.38, GL7.40E, GL7.40EM, GL700CF, GL700CR, GL8.50E, GL8.50EM, PASSPORT45.30, PASSPORT50.32, PASSPORT50.40, PROJECT28, PROJECT28E, PROJECT28EM... (Other models you can see in the webshop)		


			
1			
<b>Part No.</b>	508061	<b>Ref. No.</b>	00001633
<b>description</b>	O-ring EPDM thickness 3.53mm ID ø 42.86mm Qty 1 pcs		
<b>For models:</b>	AC20, AC25, AC26, AE1000, AE1200, AE35.21, AE38.25, AE40.29, AE40.30, AE45.30, AE50.32, AE50.35, AH1000, AH1000Easy, AH1100, AH1100DGT, AL40.28, AL40.28E, AL40.28EM, AL45.32, AL45.32E, AL45.32EM, AL50.34, AL50.34E, AL50.34EM, AL50.40, AL50.40E, AL50.40EM, AL50.45, AL55.45E, AL55.45EM, AL55.45EM-P, AL55.45E-P, ALISE040.28E, ALISE0422, ALISE0428, ALISE045.32E, AP1000, AP35.21, AP35.21DA, AP38.25, AP38.25DA, AP40.28, AP40.28DA, AP40.29, AP40.29DA, AP40.31, AP40.31DA, AP45.30, AP45.30DA... (Other models you can see in the webshop)		


			
1			
<b>Part No.</b>	508129	<b>Ref. No.</b>	00002564
<b>description</b>	O-ring EPDM thickness 5.34mm ID ø 139.7mm Qty 1 pcs		
<b>For models:</b>	GL1040, GL1240, LP55-65, LP65-65		


			
1			
<b>Part No.</b>	508109	<b>Ref. No.</b>	00002374
<b>description</b>	O-ring EPDM thickness 5.34mm ID ø 69.22mm Qty 1 pcs		
<b>For models:</b>	AE1000, AE45.30, AE50.32, AE50.35, AL40.28, AL40.28E, AL40.28EM, AL45.32, AL45.32E, AL45.32EM, AP1000, AP45.30, AP45.30DA, AP50.32, AP50.32DA, AP50.35, AP50.35DA, AP55.40, AP55.40DA, AS50.35, AS50.35DA, AS50.35DGT, AS50.35DGT-DA, AS50.40, AS50.40DA, AS50.40DGT, AS50.40DGT-DA, AU-P55.40, AU-S55.40, AUS55.40DGT, EURO500, GL1040, GL1240, GL4.32E, GL4.32EM, GL5.34, GL5.34E, GL500CF, GL500CR, GL7.38, GL7.40E, GL7.40EM, GL700CF, GL700CR, GL8.50E, GL8.50EM, LP55-65, LP65-65, PASSPORT45.30, PASSPORT50.32... (Other models you can see in the webshop)		


			
1			
<b>Part No.</b>	508291	<b>Ref. No.</b>	00004948
<b>description</b>	screw		
<b>For models:</b>	ALISE040.28E, ALISE0422, ALISE0428, ALISE045.32E, AW4028		

<p>filters</p> 			
1			
<b>Part No.</b>	508408	<b>Ref. No.</b>	00011630+00000032+00000204
<b>description</b>	drain filter ø 66mm H 83mm		


			
1			
<b>Part No.</b>	508416	<b>Ref. No.</b>	00011632
<b>description</b>	filter ø 77mm H 115mm		


			
1			
<b>Part No.</b>	508163	<b>Ref. No.</b>	00002722
<b>description</b>	filter support		
<b>For models:</b>	AE1000, AP1000, GL1040, GL1240		


			
1			
<b>Part No.</b>	508150	<b>Ref. No.</b>	00002701
<b>description</b>	flat filter		
<b>For models:</b>	AE1000, AP1000, GL1040, GL1240, GL7.40E, GL7.40EM, GL8.50E, GL8.50EM		


			
1			
<b>Part No.</b>	508297	<b>Ref. No.</b>	00004995
<b>description</b>	flat filter		
<b>For models:</b>	ALISE0422, ALISE0428		





			
1			
<b>Part No.</b>	508311	<b>Ref. No.</b>	00006341
<b>description</b>	flat filter		
<b>For models:</b>	AL50.34, AL50.34E, AL50.34EM, AL50.40, AL50.40E, AL50.40EM		

			
1			
<b>Part No.</b>	508335	<b>Ref. No.</b>	00009105
<b>description</b>	flat filter for model AL55.45		
<b>For models:</b>	AL50.45, AL55.45E, AL55.45EM, AL55.45EM-P, AL55.45E-P, AU-L55.45		


			
1			
<b>Part No.</b>	508331	<b>Ref. No.</b>	00008857
<b>description</b>	flat filter for model AP55.40		
<b>For models:</b>	AP55.40, AP55.40DA, PASSPORT50.40		


			
1			
<b>Part No.</b>	508312	<b>Ref. No.</b>	00006342
<b>description</b>	flat filter mounting pos. centre		
<b>For models:</b>	AL50.34, AL50.34E, AL50.34EM, AL50.40, AL50.40E, AL50.40EM		


			
1			
<b>Part No.</b>	508332	<b>Ref. No.</b>	00008858
<b>description</b>	flat filter mounting pos. centre		
<b>For models:</b>	AP55.40, AP55.40DA, PASSPORT50.40		

			
1			
<b>Part No.</b>	508334	<b>Ref. No.</b>	00009104
<b>description</b>	flat filter mounting pos. centre		
<b>For models:</b>	AL50.45, AL55.45E, AL55.45EM, AL55.45EM-P, AL55.45E-P, AU-L55.45		

			
1			
<b>Part No.</b>	508194	<b>Ref. No.</b>	00002901
<b>description</b>	knurled nut thread M5 ED ø 22mm H 15mm		
<b>For models:</b>	AE1000, AE45.30, AE50.32, AE50.35, ALISEO40.28E, ALISEO422, ALISEO428, ALISEO45.32E, AP1000, AP45.30, AP45.30DA, AP50.32, AP50.32DA, AP50.35, AP50.35DA, AP55.40, AP55.40DA, AS50.35, AS50.35DA, AS50.35DGT, AS50.35DGT-DA, AS50.40, AS50.40DA, AS50.40DGT, AS50.40DGT-DA, AU125-80, AU55-65, AU55-80, AU65-65, AU-P55.40, AU-S55.40, AU-S55.40DGT, AW4028, EURO500, GL1040, GL1240, GL4.32E, GL4.32EM, GL5.34, GL5.34E, GL7.38, GL7.40E, GL7.40EM, GL8.50E, GL8.50EM, LP125-80, LP55-65, LP55-80, LP65-65, PASSPORT45.30...(Other models you can see in the webshop)		


			
1			
<b>Part No.</b>	508293	<b>Ref. No.</b>	00004954
<b>description</b>	rectangular filter suction		
<b>For models:</b>	ALISEO40.28E, ALISEO422, ALISEO428, ALISEO45.32E, AW4028		


			
1			
<b>Part No.</b>	508226	<b>Ref. No.</b>	00003169
<b>description</b>	ring ED ø 42mm H 23mm		
<b>For models:</b>	AE35.21, AE38.25, AE40.29, AE40.30, AP35.21, AP35.21DA, AP38.25, AP38.25DA, AP40.28, AP40.28DA, AP40.29, AP40.29DA, AP40.31, AP40.31DA, AS40.31, AS40.31DA, AS40.31DGT, AS40.31DGT-DA, EURO350, EURO380, EURO400		


			
1			
<b>Part No.</b>	508264	<b>Ref. No.</b>	00004722
<b>description</b>	round filters ø 144mm H 70mm		
<b>For models:</b>	AE45.30, AE50.32, AP45.30, AP45.30DA, AP50.32, AP50.32DA, EURO500, GL8.50EM, PASSPORT50.32, PROJECT28E, PROJECT28EM		





 <p>1</p>			
<b>Part No.</b>	508263	<b>Ref. No.</b>	00004721 43
<b>description</b>	round filters ø 144mm H 73mm		
<b>For models:</b>	AE1000, AE45.30, AE50.32, AE50.35, AP1000, AP45.30, AP45.30DA, AP50.32, AP50.32DA, AP50.35, AP50.35DA, AP55.40, AP55.40DA, AS50.35, AS50.35DA, AS50.35DGT, AS50.35DGT-DA, AS50.40, AS50.40DA, AS50.40DGT, AS50.40DGT-DA, AU-P55.40, AU-S55.40, AUS55.40DGT, EURO500, GL1040, GL1240, GL8.50EM, PASSPORT45.30, PASSPORT50.32, PASSPORT50.40, PROJECT28E, PROJECT28EM		


 <p>1</p>			
<b>Part No.</b>	524974	<b>Ref. No.</b>	00006798
<b>description</b>	round filters ø 185mm H 190mm		
<b>For models:</b>	AH1400, AL1200E, AL1400, AL1500E, AU-H1400, LPC1500		


 <p>1</p>			
<b>Part No.</b>	508005	<b>Ref. No.</b>	00000043
<b>description</b>	round filters outflow		
<b>For models:</b>	AE1000, AE45.30, AE50.32, AE50.35, AP1000, AP45.30, AP45.30DA, AP50.32, AP50.32DA, AP50.35, AP50.35DA, AP55.40, AP55.40DA, AS50.35, AS50.35DA, AS50.35DGT, AS50.35DGT-DA, AS50.40, AS50.40DA, AS50.40DGT, AS50.40DGT-DA, AU-P55.40, AU-S55.40, AUS55.40DGT, EURO500, GL1040, GL1240, GL4.32E, GL4.32EM, GL5.34, GL500CF, GL500CR, GL7.38, GL700CF, GL700CR, GL8.50E, GL8.50EM, LP55-65, LP65-65, PASSPORT45.30, PASSPORT50.32, PASSPORT50.40, PROJECT28, PROJECT28E, PROJECT28EM, SELF4.32		


 <p>1</p>			
<b>Part No.</b>	508308	<b>Ref. No.</b>	00006278
<b>description</b>	round filters outflow		
<b>For models:</b>	AP50.32, AP50.32DA, AP50.35, AP50.35DA, AP55.40, AP55.40DA, PASSPORT50.32		

 <p>1</p>			
<b>Part No.</b>	508319	<b>Ref. No.</b>	00006434
<b>description</b>	round filters outflow ø 185mm H 150mm		
<b>For models:</b>	AL50.45, AL55.45E, AL55.45EM, AL55.45EM-P, AL55.45E-P, AU-L55.45		

 <p>1</p>			
<b>Part No.</b>	508318	<b>Ref. No.</b>	00006398
<b>description</b>	round filters outflow ø 185mm H 90mm		
<b>For models:</b>	AL50.34, AL50.34E, AL50.34EM, AL50.40, AL50.40E, AL50.40EM		


 <p>1</p>			
<b>Part No.</b>	508309	<b>Ref. No.</b>	00006279
<b>description</b>	round filters outflow ø 90mm H 85mm		
<b>For models:</b>	PASSPORT45.30		


 <p>1</p>			
<b>Part No.</b>	508310	<b>Ref. No.</b>	00006280
<b>description</b>	round filters outflow ø 96mm		
<b>For models:</b>	AE45.30, AP40.28, AP40.28DA, AP45.30, AP45.30DA, AP55.40, AP55.40DA, PASSPORT50.40		


 <p>1</p>			
<b>Part No.</b>	508015	<b>Ref. No.</b>	00000114
<b>description</b>	round filters suction		
<b>For models:</b>	AE45.30, AE50.32, AL40.28E, AP45.30, AP45.30DA, AP50.32, AP50.32DA, EURO500, GL4.32E, GL4.32EM, GL5.34, GL5.34E, GL7.38, GL7.40E, GL7.40EM, GL8.50E, GL8.50EM, PROJECT28, PROJECT28E, PROJECT28EM, SELF4.32, SELF400		








			
1			
<b>Part No.</b>	508050	<b>Ref. No.</b>	00001177
<b>description</b>	round filters suction		
<b>For models:</b>	GEMINICF, GEMINI-CF, GEMINI-CR, PROGRAM25CF, PROGRAM25CR		


			
1			
<b>Part No.</b>	508217	<b>Ref. No.</b>	00003113
<b>description</b>	round filters suction ø 60mm H 60mm		
<b>For models:</b>	AE35.21, AE38.25, AE40.29, AE40.30, AP35.21, AP35.21DA, AP38.25, AP38.25DA, AP40.28, AP40.28DA, AP40.29, AP40.29DA, AP40.31, AP40.31DA, AS40.31, AS40.31DA, AS40.31DGT, AS40.31DGT-DA, EURO350, EURO380, EURO400		

			
1			
<b>Part No.</b>	508018	<b>Ref. No.</b>	00000137
<b>description</b>	round filters suction ø 69mm H 70mm		
<b>For models:</b>	AC20, AC25, AC26, COMPACT20, GEMINICF, MASTER21, MINIBAR, MINIBAR-CF, MINIBAR-CR, PROGRAM25CF		

			
1			
<b>Part No.</b>	508292	<b>Ref. No.</b>	00004953
<b>description</b>	tie bar		
<b>For models:</b>	ALISE040.28E, ALISE0422, ALISE0428, ALISE045.32E, AW4028		


			
1			
<b>Part No.</b>	508193	<b>Ref. No.</b>	00002900
<b>description</b>	tie bar L 85mm thread M5 ED ø 8mm		
<b>For models:</b>	AE1000, AE45.30, AE50.32, AE50.35, AP1000, AP45.30, AP45.30DA, AP50.32, AP50.32DA, AP50.35, AP50.35DA, AP55.40, AP55.40DA, AS50.35, AS50.35DA, AS50.35DGT, AS50.35DGT-DA, AS50.40, AS50.40DA, AS50.40DGT, AS50.40DGT-DA, AU-P55.40, AU-S55.40, AU-S55.40DGT, EURO500, GL1040, GL1240, GL4.32E, GL4.32EM, GL5.34, GL5.34E, GL7.38, GL7.40E, GL7.40EM, GL8.50E, GL8.50EM, LP65-65, LP65-65, PASSPORT45.30, PASSPORT50.32, PASSPORT50.40, PROJECT28, PROJECT28E, PROJECT28EM, SELF4.32		

<b>overflow pipes</b>			
			
1			
<b>Part No.</b>	508336	<b>Ref. No.</b>	00009113
<b>description</b>	overflow pipe		
<b>For models:</b>	AL50.45, AL55.45E, AL55.45EM, AL55.45EM-P, AL55.45E-P, AU-L55.45		

			
1			
<b>Part No.</b>	508249	<b>Ref. No.</b>	00004183
<b>description</b>	overflow pipe L 108mm ø 35mm		
<b>For models:</b>	AE35.21, AE38.25, AE40.29, AE40.30, AE45.30, AP35.21, AP35.21DA, AP38.25, AP38.25DA, AP40.28, AP40.28DA, AP40.29, AP40.29DA, AP40.31, AP40.31DA, AP45.30, AP45.30DA, AS40.31, AS40.31DA, AS40.31DGT, AS40.31DGT-DA, PASSPORT45.30, PROJECT28E, PROJECT28EM		

			
1			
<b>Part No.</b>	508232	<b>Ref. No.</b>	00003157 00004185
<b>description</b>	overflow pipe L 109mm ø 22mm		
<b>For models:</b>	AE35.21, AE38.25, AE40.29, EURO350, EURO380, EURO400		

			
1			
<b>Part No.</b>	508105	<b>Ref. No.</b>	00002274
<b>description</b>	overflow pipe L 111mm ø 35mm		
<b>For models:</b>	GL4.32E, GL4.32EM, PASSPORT45.30, PROJECT28, SELF4.32, SELF400		

			
1			
<b>Part No.</b>	508305	<b>Ref. No.</b>	00005669
<b>description</b>	overflow pipe L 120mm ø 35mm		
<b>For models:</b>	AP55.40, AP55.40DA, AS50.40, AS50.40DA, AS50.40DGT, AS50.40DGTDA, AU-P55.40, AU-S55.40, AU-S55.40DGT, PASSPORT50.40		




1 


<b>Part No.</b>	508103	<b>Ref. No.</b>	00002199
<b>description</b>	overflow pipe L 135mm ø 22mm		
<b>For models:</b>	AC20, AC25, AC26, COMPACT20, GEMINICF, GEMINI-CF, GEMINI-CR, MASTER21, MINIBAR, MINIBAR-CF, MINIBAR-CR, PROGRAM25CF, PROGRAM25CR		

1 


<b>Part No.</b>	508207	<b>Ref. No.</b>	00002992
<b>description</b>	overflow pipe L 140mm ø 35mm		
<b>For models:</b>	GL5.34, GL7.38, GL7.40E, GL7.40EM, GL8.50EM, PASSPORT50.32		

1 


<b>Part No.</b>	508250	<b>Ref. No.</b>	00004184
<b>description</b>	overflow pipe L 140mm ø 35mm		
<b>For models:</b>	AE50.32, AE50.35, AP50.32, AP50.32DA, AP50.35, AP50.35DA, AS50.35, AS50.35DA, AS50.35DGT, AS50.35DGT-DA, EURO500, GL5.34E, GL7.40E, GL8.50E, GL8.50EM, PASSPORT50.32		

1 

<b>Part No.</b>	508152	<b>Ref. No.</b>	00002704
<b>description</b>	overflow pipe L 198mm ø 35mm		
<b>For models:</b>	AE1000, AP1000, GL1040, GL1240		

1 


<b>Part No.</b>	508333	<b>Ref. No.</b>	00009070
<b>description</b>	overflow pipe L 210mm ø 35mm		
<b>For models:</b>	AL50.34, AL50.34E, AL50.34EM, AL50.40, AL50.40E, AL50.40EM		

1 

<b>Part No.</b>	508409	<b>Ref. No.</b>	00006592
<b>description</b>	overflow pipe L 445mm ø 35mm		
<b>For models:</b>	AU125-80, AU55-65, AU55-80, AU65-65, LP125-80, LP55-65, LP55-80, LP65-65		

containers


accessories

1 


<b>Part No.</b>	510071	<b>Ref. No.</b>	00001153 6152
<b>description</b>	flat gasket rubber ED ø 81mm ID ø 68mm thickness 3mm for salt tank Qty 1 pcs		
<b>For models:</b>	AP35.21DA, AP38.25DA, AP40.28DA, AP40.29DA, AP45.30DA, AP50.32DA, AP50.35DA, AP55.40DA		

boilers

boilers for dishwashers

1 

<b>Part No.</b>		<b>Ref. No.</b>	00000084
<b>description</b>	boiler		
<b>For models:</b>	GL500CF, GL500CR, GL700CF, GL700CR		

1 

<b>Part No.</b>	508067	<b>Ref. No.</b>	00001699
<b>description</b>	boiler		
<b>For models:</b>	AC25, AC26, GEMINICF, GEMINI-CF, GEMINI-CR, PROGRAM25CF, PROGRAM25CR		



1



<b>Part No.</b>	508121	<b>Ref. No.</b>	00002486
<b>description</b>	boiler		
<b>For models:</b>	AP38.25, AP38.25DA, AP40.28, AP40.28DA, AP40.29, AP40.29DA, EURO380, EURO400, PROJECT28, PROJECT28E, PROJECT28EM		

1



<b>Part No.</b>	508169	<b>Ref. No.</b>	00002745
<b>description</b>	boiler		
<b>For models:</b>	MASTER21		

1



<b>Part No.</b>	508209	<b>Ref. No.</b>	00002995
<b>description</b>	boiler		
<b>For models:</b>	AE45.30, AE50.32, AE50.35, AL50.34, AL50.34E, AL50.34EM, AL50.40, AL50.40E, AL50.40EM, AP45.30, AP45.30DA, AP50.32, AP50.32DA, AP50.35, AP50.35DA, AP55.40DA, AS50.35, AS50.35DA, AS50.35DGT, AS50.35DGT-DA, EURO500, GL1040, GL1240, GL4.32E, GL4.32EM, GL5.34, GL5.34E, GL7.38, GL7.40E, GL7.40EM, GL8.50E, GL8.50EM, PASSPORT45.30, PASSPORT50.32, SELF4.32		

1



<b>Part No.</b>	508261	<b>Ref. No.</b>	00004686
<b>description</b>	boiler		
<b>For models:</b>	ALISE040.28E, ALISE0422, ALISE0428, ALISE045.32E, AW4028, SPF		

1



<b>Part No.</b>	508281	<b>Ref. No.</b>	00004839
<b>description</b>	boiler		
<b>For models:</b>	AL50.45, AL55.45E, AL55.45EM, AL55.45EM-P, AL55.45E-P, AP55.40, AP55.40DA, AS50.40, AS50.40DA, AS50.40DGT, AS50.40DGT-DA, AU-L55.45, AU-P55.40, AU-S55.40, AU-S55.40DGT, GL8.50EM, PASSPORT50.40		

1



<b>Part No.</b>	508283	<b>Ref. No.</b>	00004889
<b>description</b>	boiler		
<b>For models:</b>	AE1000, AE1200, AH1000, AH1000Easy, AH1100, AH1100DGT, AH1200, AH1200DGT, AH1400, AL1400, AP1000, AP1200, AU-H1400, GL1040, GL1240, LPC1500		

1

<b>Part No.</b>		<b>Ref. No.</b>	00008410
<b>description</b>	boiler		
<b>For models:</b>	SELF400		

1



<b>Part No.</b>	508221	<b>Ref. No.</b>	00003161
<b>description</b>	boiler ø 120mm L 210mm		
<b>For models:</b>	AE35.21, AE38.25, AE40.29, AP35.21, AP35.21DA, AP38.25, AP38.25DA, EURO350		

1



<b>Part No.</b>	508419	<b>Ref. No.</b>	00011725
<b>description</b>	boiler ø 122mm L 210mm hose ø 12mm		
<b>For models:</b>	AE38.25, AE40.30, AP35.21, AP35.21DA		

1



<b>Part No.</b>	517426	<b>Ref. No.</b>	00004412
<b>description</b>	boiler ø 194mm L 470mm inlet ø 12		
<b>For models:</b>	AL1200E, AL1500E, AU55-65, AU55-80, AU65-65, LP55-65, LP55-80, LP65-65		



accessories			
1			
<b>Part No.</b>	508038	<b>Ref. No.</b>	00000265
<b>description</b>	flange		
<b>For models:</b>	GL4.32E, GL4.32EM, PROJECT28, PROJECT28E, PROJECT28EM, SELF4.32		

rotation plates			
rotation plates			
1			
<b>Part No.</b>	508021	<b>Ref. No.</b>	00000159
<b>description</b>	rotation plate		
<b>For models:</b>	GL500CR		

1			
<b>Part No.</b>	508042	<b>Ref. No.</b>	00000631
<b>description</b>	rotation plate		
<b>For models:</b>	AP38.25, AP38.25DA, GEMINI-CF, GEMINI-CR, MINIBAR, PROGRAM-25CF, PROGRAM25CR		

1			
<b>Part No.</b>	508341	<b>Ref. No.</b>	00179011
<b>description</b>	rotation plate		
<b>For models:</b>	GEMINI-CF, GEMINI-CR, MINIBAR, MINIBAR-CF, MINIBAR-CR, PROGRAM25CF, PROGRAM25CR		

accessories			
1			
<b>Part No.</b>	508020	<b>Ref. No.</b>	00000157
<b>description</b>	thread bolt		
<b>For models:</b>	GEMINI-CF, GEMINI-CR, MINIBAR, MINIBAR-CF, MINIBAR-CR, PROGRAM25CF, PROGRAM25CR		

housing and bezels			
fascias			
1			
<b>Part No.</b>	502202	<b>Ref. No.</b>	00006367
<b>description</b>	control panel sheet L 250mm H 46mm		

1			
<b>Part No.</b>	694974	<b>Ref. No.</b>	00011425
<b>description</b>	front panel L 555mm W 40mm H 75mm for AL50.34E/50.40E		
<b>accessories for</b>	694974		
<b>Part No.</b>	403871	<b>Ref. No.</b>	00017606 17606
<b>description</b>	PCB kit conversion kit		

miscellaneous			
1			
<b>Part No.</b>	508210	<b>Ref. No.</b>	00002997
<b>description</b>	mounting ring for lid		
<b>For models:</b>	ALISE0422, ALISE0428, AS40.31, AS40.31DA, AS40.31DGT, AS40.31DGT-DA, AS50.35, AS50.35DA, AS50.35DGT, AS50.35DGTDA, AS50.40, AS50.40DA, AS50.40DGT, AS50.40DGT-DA, AU-S55.40, AU-S55.40DGT, GL4.32E, GL4.32EM, GL5.34E, GL7.40E, GL7.40EM, GL8.50E, GL8.50EM, PROJECT28E, PROJECT28EM		

1			
<b>Part No.</b>	508170	<b>Ref. No.</b>	00002748
<b>description</b>	side panel mounting pos. lower		
<b>For models:</b>	AE1000, AP1000, GL1040, GL1240		



## hood mechanics for dishwashers

## bushes



1

<b>Part No.</b>	508134	<b>Ref. No.</b>	00002579
<b>description</b>	cylinder liner hood guide		
<b>For models:</b>	AE1000, AE1200, AH1000, AH1000Easy, AH1100, AH1100DGT, AH1200, AH1200DGT, AH1400, AL1400, AP1000, AP1200, AU-H1400, GL1040, GL1240, LPC1500		



1

<b>Part No.</b>	508139	<b>Ref. No.</b>	00002585
<b>description</b>	cylinder liner hood mechanics		
<b>For models:</b>	AH1100, AH1100DGT, AH1200, AH1200DGT, AH1400, AL1200E, AL1400, AL1500E, AP1000, AP1200, AU-H1400, GL1040, GL1240, LPC1500		



1

<b>Part No.</b>	508130	<b>Ref. No.</b>	00002574
<b>description</b>	spacer bush for spindle hood mechanics		
<b>For models:</b>	AH1100, AH1100DGT, AH1200, AH1200DGT, AH1400, AL1400, AP1000, AP1200, AU-H1400, GL1040, GL1240, LPC1500		



1

<b>Part No.</b>	517427	<b>Ref. No.</b>	00006833
<b>description</b>	threaded bush ED ø 8mm L 5mm thread M5 for door spring WS 12		
<b>For models:</b>	AL40.28E, AL45.32E, AL45.32EM, AL50.34E, AL50.34EM, AL50.40E, AL50.40EM, AL55.45E, AL55.45EM, AL55.45EM-P, AL55.45E-P, ALISE045.32E, AW45.32		

## spring holders



1

<b>Part No.</b>	508131	<b>Ref. No.</b>	00002576
<b>description</b>	bush for spring holder hood mechanics		
<b>For models:</b>	AH1100, AH1100DGT, AH1200, AH1200DGT, AH1400, AL1400, AP1000, AP1200, AU-H1400, GL1040, GL1240, LPC1500		

## springs



1

<b>Part No.</b>	511972	<b>Ref. No.</b>	00006451
<b>description</b>	spring for hood mechanics wire gauge ø 4.8mm ø 25mm total length 680mm		
<b>For models:</b>	AH1400, AL1200E, AL1400, AL1500E, AU-H1400, LPC1500		

## guide bars



1

<b>Part No.</b>	508190	<b>Ref. No.</b>	00002862
<b>description</b>	guide bar hood mechanics		
<b>For models:</b>	AP1000, GL1040, GL1240		

## linkage



1

<b>Part No.</b>	508154	<b>Ref. No.</b>	00002706
<b>description</b>	spindle for hood handle		
<b>For models:</b>	AP1000, GL1040, GL1240		

## hood handles



1

<b>Part No.</b>	508153	<b>Ref. No.</b>	00002705
<b>description</b>	hood handle		
<b>For models:</b>	AH1100, AH1100DGT, AH1200, AH1200DGT, AP1000, AP1200, GL1040, GL1240		

## rollers



1

<b>Part No.</b>	508133	<b>Ref. No.</b>	00002578
<b>description</b>	roller hood mechanics		
<b>For models:</b>	AL1200E, AL1500E, AP1000, GL1040, GL1240		

## miscellaneous



1


<b>Part No.</b>	508137	<b>Ref. No.</b>	00002582
<b>description</b>	actuator for microswitch hood mechanics		
<b>For models:</b>	GL1040, GL1240		





1


<b>Part No.</b>	508132	<b>Ref. No.</b>	00002577
<b>description</b>	bearing bolt hood mechanics		
<b>For models:</b>	AH1100, AH1100DGT, AH1200, AH1200DGT, AH1400, AL1200E, AL1400, AL1500E, AP1000, AP1200, AU-H1400, GL1040, GL1240, LPC1500		




			
1			
<b>Part No.</b>	508140	<b>Ref. No.</b>	00002586
<b>description</b>	bush for spindle with thread hood mechanics		
<b>For models:</b>	AP1000, GL1040, GL1240		


			
1			
<b>Part No.</b>		<b>Ref. No.</b>	00002712
<b>description</b>	con rod for door shaft		
<b>For models:</b>	AP1000, GL1040, GL1240		


			
1			
<b>Part No.</b>	508136	<b>Ref. No.</b>	00002581
<b>description</b>	nut hood mechanics thread M32x1.5		
<b>For models:</b>	AP1000, GL1040, GL1240		




			
1			
<b>Part No.</b>	508041	<b>Ref. No.</b>	00000626
<b>description</b>	rubber pad hood mechanics		
<b>For models:</b>	AE1000, AE1200, AH1000, AH1000Easy, AH1100, AH1100DGT, AH1200, AH1200DGT, AH1400, AL1400, AP1000, AP1200, AU-H1400, GL1040, GL1240, LPC1500, MIXER1, MIXER2, ORION-1, ORION-1.5, ORION-2, ORION-G1, ORION-G1.5, ORION-G2, ORION-VTR1, ORION-VTR1.5, ORION-VTR2, STAR-1, STAR-2, STAR-4, STAR-6		

			
1			
<b>Part No.</b>	508135	<b>Ref. No.</b>	00002580
<b>description</b>	spacer piece hood mechanics		
<b>For models:</b>	AP1000, GL1040, GL1240		

			
1			
<b>Part No.</b>	508168	<b>Ref. No.</b>	00002738
<b>description</b>	spring holder		
<b>For models:</b>	AH1100, AH1100DGT, AH1200, AH1200DGT, AP1000, AP1200, GL1040, GL1240		




			
1			
<b>Part No.</b>	508159	<b>Ref. No.</b>	00002711
<b>description</b>	spring holder hood mechanics		
<b>For models:</b>	AP1000, GL1040, GL1240		

			
1			
<b>Part No.</b>	508138	<b>Ref. No.</b>	00002583
<b>description</b>	stop bolt hood mechanics		
<b>For models:</b>	AP1000, GL1040, GL1240		


<b>air traps</b>			
<b>air traps</b>			
			
1			
<b>Part No.</b>	508030	<b>Ref. No.</b>	00000206 1349
<b>description</b>	air trap		
<b>For models:</b>	AC26, COMPACT20, GEMINI-CF, GEMINI-CR, MINIBAR, MINIBAR-CF, MINIBAR-CR, PROGRAM25CF, PROGRAM25CR		
<b>accessories for</b>	508030		
	<b>Part No.</b>	<b>Ref. No.</b>	00000207 207
			
	flat gasket FIBER ED ø 19mm ID ø 10.5mm thickness 2mm Qty 1 pcs		
	<b>Part No.</b>	<b>Ref. No.</b>	00000267 267
			
	nut thread M10x1 H 6mm WS 14 zinc-coated steel Qty 1 pcs		




			
1			
<b>Part No.</b>	508202	<b>Ref. No.</b>	00002932
<b>description</b>	air trap		
<b>For models:</b>	AL40.28EM, AL45.32EM, AL50.34E, AL50.34EM, AL50.40EM, AL55.45EM, AL55.45EM-P, AL55.45E-P, ALISEO422, ALISEO428, AP1000, AP35.21, AP35.21DA, AP38.25, AP38.25DA, AP40.28, AP40.28DA, AP45.30, AP45.30DA, AP50.32, AP50.32DA, AP50.35, AP50.35DA, AP55.40, AP55.40DA, COMPACT20, EURO350, EURO380, EURO400, EURO500, GEMINI-CF, GEMINI-CR, GL1040, GL1240, GL4.32E, GL4.32EM, GL5.34, GL5.34E, GL7.38, GL7.40E, GL7.40EM, GL8.50E, GL8.50EM, LP125-80, LP55-65, LP55-80, LP65-65, PASSPORT45.30, PASSPORT50.32, PASSPORT50.40... (Other models you can see in the webshop)		
<b>spare parts for</b>	508202		
			
<b>Part No.</b>	508377	<b>Ref. No.</b>	00003536 3536
<b>description</b>	hose connector		
<b>accessories for</b>	508202		
			
<b>Part No.</b>	508201	<b>Ref. No.</b>	00002927 2927
<b>description</b>	formed hose warewashing L-shape equiv. no. 2927		
			
<b>Part No.</b>	508203	<b>Ref. No.</b>	00002933 2933
<b>description</b>	pipe		
			
<b>Part No.</b>	511322	<b>Ref. No.</b>	—
<b>description</b>	O-ring EPDM thickness 3.53mm ID ø 20.22mm Qty 1 pcs		


			
1			
<b>Part No.</b>	508376	<b>Ref. No.</b>	00003535
<b>description</b>	air trap		
<b>For models:</b>	AC20, AC25, AE1000, AE1200, AE35.21, AE38.25, AE40.29, AE40.30, AE45.30, AE50.32, AE50.35, AH1000, AH1000Easy, AH1100, AH1100DGT, AH1200, AH1200DGT, AH1400, AL1200E, AL1400, AL1500E, AL40.28, AL40.28E, AL40.28EM, AL45.32, AL45.32E, AL45.32EM, AL50.34, AL50.34E, AL50.34EM, AL50.40, AL50.40E, AL50.40EM, AL50.45, AL55.45E, AL55.45EM, AL55.45EM-P, AL55.45E-P, AP1000, AP1200, AP35.21, AP35.21DA, AP38.25, AP38.25DA, AP40.28, AP40.28DA, AP40.29, AP40.29DA, AP40.31, AP40.31DA... (Other models you can see in the webshop)		
<b>accessories for</b>	508376		
			
<b>Part No.</b>	508377	<b>Ref. No.</b>	00003536 3536
<b>description</b>	hose connector		
			
<b>Part No.</b>	511322	<b>Ref. No.</b>	—
<b>description</b>	O-ring EPDM thickness 3.53mm ID ø 20.22mm Qty 1 pcs		

## air trap accessories


			
1			
<b>Part No.</b>	508377	<b>Ref. No.</b>	00003536
<b>description</b>	hose connector		
<b>For models:</b>	AC20, AC25, AE1000, AE1200, AE35.21, AE38.25, AE40.29, AE40.30, AE45.30, AE50.32, AE50.35, AH1000, AH1000Easy, AH1100, AH1100DGT, AH1200, AH1200DGT, AH1400, AL1200E, AL1400, AL1500E, AL40.28, AL40.28E, AL40.28EM, AL45.32, AL45.32E, AL45.32EM, AL50.34, AL50.34E, AL50.34EM, AL50.40, AL50.40E, AL50.40EM, AL50.45, AL55.45E, AL55.45EM, AL55.45EM-P, AL55.45E-P, AP1000, AP1200, AP35.21, AP35.21DA, AP38.25, AP38.25DA, AP40.28, AP40.28DA, AP40.29, AP40.29DA, AP40.31, AP40.31DA... (Other models you can see in the webshop)		

## mechanics for flight type dishwashers

			
1			
<b>Part No.</b>	524979	<b>Ref. No.</b>	00005249
<b>description</b>	flange for gear motor H 56mm ø 100mm ID ø 42mm		
<b>For models:</b>	TR1200, TR1650, TR1650N, TR2000, TR2500, TR3000, TR3500, TR4000, TR5000, TRC250, TRR2500		

			
1			
<b>Part No.</b>	560517	<b>Ref. No.</b>	00005259
<b>description</b>	plain washer ID ø 6.6mm ED ø 33mm thickness 2mm SS Qty 1 pcs		
<b>For models:</b>	TR1200, TR1650, TR1650N, TR2000, TR2500, TR3000, TR3500, TR4000, TR5000, TRC250, TRR2500		

## pipes

			
1			
<b>Part No.</b>	508203	<b>Ref. No.</b>	00002933
<b>description</b>	pipe		
<b>For models:</b>	AC20, AC25, AE1000, AE1200, AE35.21, AE38.25, AE40.29, AE40.30, AE45.30, AE50.32, AE50.35, AH1000, AH1000Easy, AH1100, AH1100DGT, AH1200, AH1200DGT, AH1400, AL1200E, AL1400, AL1500E, AL40.28, AL40.28E, AL40.28EM, AL45.32, AL45.32E, AL45.32EM, AL50.34, AL50.34E, AL50.34EM, AL50.40, AL50.40E, AL50.40EM, AL50.45, AL55.45E, AL55.45EM, AL55.45EM-P, AL55.45E-P, ALISEO422, ALISEO428, AP1000, AP1200, AP35.21, AP35.21DA, AP38.25, AP38.25DA, AP40.28, AP40.28DA, AP40.29, AP40.29DA... (Other models you can see in the webshop)		



backflow preventers

backflow preventers



1			
<b>Part No.</b>	504140	<b>Ref. No.</b>	2802
<b>description</b>	backflow preventer		

1			
<b>Part No.</b>	508267	<b>Ref. No.</b>	00004728
<b>description</b>	backflow preventer		
<b>For models:</b>	AP35.21, AP35.21DA, AP38.25, AP38.25DA		

1			
<b>Part No.</b>	508268	<b>Ref. No.</b>	00004729
<b>description</b>	backflow preventer		
<b>For models:</b>	AP38.25, AP38.25DA, EURO350, EURO380, EURO400		

1			
<b>Part No.</b>	508269	<b>Ref. No.</b>	00004730 00013114
<b>description</b>	backflow preventer		
<b>For models:</b>	AP38.25, AP38.25DA, AP40.28, AP40.28DA, AP40.29, AP40.29DA		

1			
<b>Part No.</b>	508271	<b>Ref. No.</b>	00004732
<b>description</b>	backflow preventer		
<b>For models:</b>	AL50.34E, AP45.30, AP45.30DA, AP50.32, AP50.32DA, EURO500, PASSPORT50.32		

1			
<b>Part No.</b>	508272	<b>Ref. No.</b>	00004733
<b>description</b>	backflow preventer		
<b>For models:</b>	GL4.32EM		

1			
<b>Part No.</b>	508273	<b>Ref. No.</b>	00004734
<b>description</b>	backflow preventer		
<b>For models:</b>	ALISE045.32E, GL4.32E, GL4.32EM		

1			
<b>Part No.</b>	508279	<b>Ref. No.</b>	00004803
<b>description</b>	backflow preventer		
<b>For models:</b>	PROGRAM25CF		

1			
<b>Part No.</b>	508280	<b>Ref. No.</b>	00004804
<b>description</b>	backflow preventer		
<b>For models:</b>	AL40.28E, AL40.28EM, ALISE040.28E, ALISE0428, ALISE045.32E, EURO400, PROJECT28E, PROJECT28EM		

1			
<b>Part No.</b>	508298	<b>Ref. No.</b>	00004999
<b>description</b>	backflow preventer complete with hose		
<b>For models:</b>	GEMINICF, GEMINI-CF		






1

<b>Part No.</b>	508110	<b>Ref. No.</b>	00002376
<b>description</b>	backflow preventer dishwasher		
<b>For models:</b>	GL4.32E, GL4.32EM, MASTER21, PROJECT28, PROJECT28E, PROJECT28EM, SELF4.32, SELF400		

2



<b>Part No.</b>	516101	<b>Ref. No.</b>	00002802 00004070 00004731 00004735
<b>description</b>	backflow preventer dishwasher hose ø 12mm		
<b>For models:</b>	AC20, AC25, AC26, AE1000, AE1200, AH1000, AH1000Easy, AH1100, AH1100DGT, AH1200, AH1200DGT, AH1400, AL1200E, AL1400, AL1500E, AL40.28, AL40.28E, AL45.32, AL45.32E, AL50.34, AL50.34E, AL50.40, AL50.40E, AL50.40EM, AL50.45, AL55.45E, AL55.45EM, AL55.45EM-P, AL55.45E-P, ALISEQ40.28E, ALISEQ422, ALISEQ45.32E, AP1000, AP1200, AP35.21, AP35.21DA, AP38.25, AP38.25DA, AP40.28DA, AP40.29, AP40.29DA, AP40.31, AP40.31DA, AP45.30, AP45.30DA, AP50.32, AP50.32DA, AP50.35, AP50.35DA, AP55.40... (Other models you can see in the webshop)		
<b>spare parts for</b>	516101		
	<b>Part No.</b>	506367	<b>Ref. No.</b> —
	flat gasket rubber ED ø 40mm ID ø 28mm thickness 1.8mm Qty 1 pcs		

## miscellaneous

1



<b>Part No.</b>	508358	<b>Ref. No.</b>	00006224
<b>description</b>	blank plastic H 10.3mm mounting ø 17.5mm ID ø 13.4mm		
<b>For models:</b>	AP1000, AP35.21, AP35.21DA, AP38.25, AP38.25DA, AP40.28, AP40.28DA, AP45.30, AP45.30DA, AP50.32, AP50.32DA, AP50.35, AP50.35DA, AP55.40, AP55.40DA, PASSPORT50.32, PASSPORT50.40		

1

<b>Part No.</b>		<b>Ref. No.</b>	00000186
<b>description</b>	bracket for plate		
<b>For models:</b>	COMPACT20, GEMINI-CF, GEMINI-CR, MASTER21, MINIBAR, MINIBAR-CF, MINIBAR-CR, PROGRAM25CF, PROGRAM25CR, PROJECT28, PROJECT28E, PROJECT28EM, TR1650, TR2000		



1

<b>Part No.</b>	508087	<b>Ref. No.</b>	00002098
<b>description</b>	bush PTFE		
<b>For models:</b>	GL500CF, GL700CF		

1

<b>Part No.</b>		<b>Ref. No.</b>	00002137
<b>description</b>	cone for dishwasher		
<b>For models:</b>	GL500CF, GL700CF		

1

<b>Part No.</b>		<b>Ref. No.</b>	00000225
<b>description</b>	counterpart lower		
<b>For models:</b>	GL500CF, GL500CR, GL700CF, GL700CR		

1

<b>Part No.</b>		<b>Ref. No.</b>	00002135
<b>description</b>	elbow		
<b>For models:</b>	GL500CF, GL700CF		

1

<b>Part No.</b>		<b>Ref. No.</b>	00001696
<b>description</b>	flange conical		
<b>For models:</b>	SELF400		



1			
<b>Part No.</b>		<b>Ref. No.</b>	00000092
<b>description</b>	pin hollow		
<b>For models:</b>	GL500CR, GL700CR		


2			
<b>Part No.</b>		<b>Ref. No.</b>	00002151
<b>description</b>	pipe		
<b>For models:</b>	SELF400		


1			
<b>Part No.</b>		<b>Ref. No.</b>	00002180
<b>description</b>	pipe SS		
<b>For models:</b>	GL500CF, GL700CF		


1			
<b>Part No.</b>		<b>Ref. No.</b>	00000173
<b>description</b>	spindle		
<b>For models:</b>	GL500CF, GL500CR, GL700CF, GL700CR		


door mechanics


bolts


1 			
<b>Part No.</b>	508070	<b>Ref. No.</b>	00001715
<b>description</b>	bolt		
<b>For models:</b>	AC20, AC25, COMPACT20, GEMINICF, GEMINI-CF, GEMINI-CR, MINIBAR, MINIBAR-CF, MINIBAR-CR		

1 			
<b>Part No.</b>	508313	<b>Ref. No.</b>	6371 old
<b>description</b>	door bolt left		

1 			
<b>Part No.</b>	508372	<b>Ref. No.</b>	00006371
<b>description</b>	door bolt left ø 4.7mm L 58mm thread M10 SS		
<b>For models:</b>	AL45.32E, AL45.32EM, AL50.34E, AL50.34EM, AL50.40E, AL50.40EM, AL55.45E, AL55.45EM, AL55.45EM-P, AL55.45E-P, ALISE045.32E, AW45.32		

1 			
<b>Part No.</b>	508371	<b>Ref. No.</b>	00006370 6370 R5
<b>description</b>	door bolt right		
<b>For models:</b>	AL40.28E, AL40.28EM, AL50.34E, AL55.45E-P, ALISE040.28E, AW4028		

1 			
<b>Part No.</b>	508414	<b>Ref. No.</b>	00003232 3232 R5
<b>description</b>	door bolt right ø 4.7mm L 58mm thread M10 SS		
<b>For models:</b>	AL45.32E, AL45.32EM, AL50.34E, AL50.34EM, AL50.40E, AL50.40EM, AL55.45E, AL55.45EM, AL55.45EM-P, AL55.45E-P, ALISE045.32E, AW45.32		

1 			
<b>Part No.</b>	508069	<b>Ref. No.</b>	00001714
<b>description</b>	door bolt short		
<b>For models:</b>	AC20, AC25, AC26, COMPACT20, GEMINICF, GEMINI-CF, GEMINI-CR, MASTER21, MINIBAR, MINIBAR-CF, MINIBAR-CR, PROGRAM25CF, PROGRAM25CR, PROJECT28, SELF4.32, SELF400		



## springs

## roller springs



1

<b>Part No.</b>	519500	<b>Ref. No.</b>	00009653
<b>description</b>	roller spring complete incl. holder		
<b>For models:</b>	TR1650, TR1650N, TR2000, TR2500, TR3000, TR3500, TR4000, TR5000, TRC250, TRR2500		



1

<b>Part No.</b>	517429	<b>Ref. No.</b>	00009649
<b>description</b>	roller spring W 51mm ID ømm lug length 50mm mounting distance 35/80mm		
<b>For models:</b>	TR1200, TR3500, TR4000, TR5000, TRR2500		

## linkage



1

<b>Part No.</b>	508275	<b>Ref. No.</b>	00004744
<b>description</b>	door pin door pin		
<b>For models:</b>	AE35.21, AE38.25, AE40.29, AE40.30, AE45.30, AE50.32, AE50.35, ALISE0422, ALISE0428, AP35.21, AP35.21DA, AP38.25, AP38.25DA, AP40.28, AP40.28DA, AP40.29, AP40.29DA, AP40.31, AP40.31DA, AP45.30, AP45.30DA, AP50.32, AP50.32DA, AP50.35, AP50.35DA, EURO350, EURO380, EURO400, EURO500, GL4.32E, GL4.32EM, GL5.34E, GL7.40EM, PASSPORT45.30, PASSPORT50.32, PROJECT28E, PROJECT28EM		



1

<b>Part No.</b>	508276	<b>Ref. No.</b>	00004745
<b>description</b>	door pin door pin		
<b>For models:</b>	AP55.40, AP55.40DA, GL8.50E, GL8.50EM, PASSPORT50.40		

## sliding plates



1

<b>Part No.</b>	508198	<b>Ref. No.</b>	00002919
<b>description</b>	sliding plate sliding plate		
<b>For models:</b>	AE35.21, AE38.25, AE40.29, AE40.30, AE45.30, AE50.32, AE50.35, ALISE0422, ALISE0428, AP35.21, AP35.21DA, AP38.25, AP38.25DA, AP40.28, AP40.28DA, AP40.29, AP40.29DA, AP40.31, AP40.31DA, AP45.30, AP45.30DA, AP50.32, AP50.32DA, AP50.35, AP50.35DA, AP55.40, AP55.40DA, AU-P55.40, EURO350, EURO380, EURO400, EURO500, GL4.32E, GL4.32EM, GL5.34, GL5.34E, GL7.38, GL7.40E, GL7.40EM, GL8.50E, GL8.50EM, PASSPORT45.30, PASSPORT50.32, PASSPORT50.40, PROJECT28E, PROJECT28EM		

## hinges



1

<b>Part No.</b>	508324	<b>Ref. No.</b>	00006473
<b>description</b>	deflector drop collecting tank door		
<b>For models:</b>	AL40.28, AL40.28E, AL40.28EM, AL45.32, AL45.32E, AL45.32EM, AL50.34, AL50.34E, AL50.34EM, AL50.40, AL50.40E, AL50.40EM, AL50.45, AL55.45E, AL55.45EM, AL55.45EM-P, AL55.45E-P, ALISE040.28E, ALISE045.32E, AU-L55.45, AW4028, AW45.32		

## hinge pins



1

<b>Part No.</b>	508225	<b>Ref. No.</b>	00003167
<b>description</b>	hinge pin hinge pin		
<b>For models:</b>	ALISE0422, ALISE0428, AP35.21, AP35.21DA, AP38.25, AP38.25DA, AP40.28, AP40.28DA, AP45.30, AP45.30DA, AP50.32, AP50.32DA, AP50.35, AP50.35DA, AP55.40, AP55.40DA, EURO350, EURO380, EURO400, EURO500, GL4.32E, GL4.32EM, GL5.34E, GL7.40E, GL7.40EM, GL8.50E, GL8.50EM, PASSPORT45.30, PASSPORT50.32, PASSPORT50.40, PROJECT28E, PROJECT28EM		


## door bumpers





1


<b>Part No.</b>	508256	<b>Ref. No.</b>	00004609
<b>description</b>	door bumper guide washer SS		
<b>For models:</b>	ALISE0428, AP35.21, AP35.21DA, AP38.25, AP38.25DA, AP40.28, AP40.28DA, AP45.30, AP45.30DA, AP50.32, AP50.32DA, AP50.35, AP50.35DA, EURO500, GL4.32E, GL4.32EM, GL5.34E, GL7.40E, GL7.40EM, GL8.50E, GL8.50EM, LP125-80, PASSPORT45.30, PASSPORT50.32, PROJECT28E, PROJECT28EM		





locks			
 <p>1</p>			
<b>Part No.</b>	508102	<b>Ref. No.</b>	00002194
<b>description</b>	door catch complete catch		
<b>For models:</b>	AC26, AE35.21, AE38.25, AE40.29, AE40.30, AE45.30, AE50.32, AE50.35, ALISEO422, ALISEO428, AP35.21, AP35.21DA, AP38.25, AP38.25DA, AP40.28, AP40.28DA, AP40.29, AP40.29DA, AP40.31, AP40.31DA, AP45.30, AP45.30DA, AP50.32, AP50.32DA, AP50.35, AP50.35DA, AP55.40, AP55.40DA, AU-P55.40, EURO350, EURO380, EURO400, EURO500, GL4.32E, GL4.32EM, GL5.34, GL7.38, MASTER21, PASSPORT45.30, PASSPORT50.32, PASSPORT50.40, PROGRAM25CF, PROGRAM25CR, PROJECT28, PROJECT28E, PROJECT28EM, SELF4.32, SELF400		


miscellaneous			
 <p>1</p>			
<b>Part No.</b>	508057	<b>Ref. No.</b>	00001272
<b>description</b>	bumper impact cap		
<b>For models:</b>	ALISEO422, ALISEO428, GL4.32E, GL4.32EM, GL5.34E, GL7.40E, GL7.40EM, GL8.50E, GL8.50EM, PROJECT28E, PROJECT28EM		


 <p>1</p>			
<b>Part No.</b>	508223	<b>Ref. No.</b>	00003165
<b>description</b>	bush bush		
<b>For models:</b>	AE35.21, AE38.25, AE40.29, AE40.30, AE45.30, AE50.32, AE50.35, ALISEO422, ALISEO428, AP35.21, AP35.21DA, AP38.25, AP38.25DA, AP40.28, AP40.28DA, AP40.29, AP40.29DA, AP40.31, AP40.31DA, AP45.30, AP45.30DA, AP50.32, AP50.32DA, AP50.35, AP50.35DA, AP55.40, AP55.40DA, AU-P55.40, EURO350, EURO380, EURO400, EURO500, GL4.32E, GL4.32EM, GL5.34E, GL7.40E, GL7.40EM, GL8.50E, GL8.50EM, PASSPORT45.30, PASSPORT50.32, PASSPORT50.40, PROJECT28E, PROJECT28EM		


 <p>1</p>			
<b>Part No.</b>	508362	<b>Ref. No.</b>	00004438
<b>description</b>	deflector drop collecting tank		
<b>For models:</b>	ALISEO422, ALISEO428, AP35.21, AP35.21DA, AP38.25, AP38.25DA, AP40.28, AP40.28DA, AP45.30, AP45.30DA, AP50.32, AP50.32DA, AP50.35, AP50.35DA, AP55.40, AP55.40DA, EURO350, EURO380, EURO400, EURO500, GL4.32E, GL4.32EM, GL5.34E, GL7.40E, GL7.40EM, GL8.50E, GL8.50EM, PASSPORT45.30, PASSPORT50.32, PASSPORT50.40, PROJECT28E, PROJECT28EM		

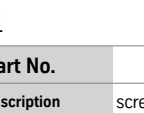
 <p>1</p>			
<b>Part No.</b>	524982	<b>Ref. No.</b>	00002604
<b>description</b>	disc for door mechanism SS ED ø 26mm ID ø 5mm H 5mm		
<b>For models:</b>	GL1040, GL1240		

 <p>1</p>			
<b>Part No.</b>	508360	<b>Ref. No.</b>	00000897
<b>description</b>	nut microswitch nut		
<b>For models:</b>	AE35.21, AE38.25, AE40.29, AE40.30, AE45.30, AE50.32, AE50.35, ALISEO422, ALISEO428, AP35.21, AP35.21DA, AP38.25, AP38.25DA, AP40.28, AP40.28DA, AP40.29, AP40.29DA, AP40.31, AP40.31DA, AP45.30, AP45.30DA, AP50.32, AP50.32DA, AP50.35, AP50.35DA, AP55.40, AP55.40DA, AU-P55.40, EURO350, EURO380, EURO400, EURO500, GL4.32E, GL4.32EM, GL5.34E, GL7.40EM, GL8.50E, GL8.50EM, PASSPORT45.30, PASSPORT50.32, PASSPORT50.40, PROGRAM25CF, PROGRAM25CR, PROJECT28E, PROJECT28EM		

 <p>1</p>			
<b>Part No.</b>	508222	<b>Ref. No.</b>	00003164
<b>description</b>	nut nut		
<b>For models:</b>	AE35.21, AE38.25, AE40.29, AE40.30, AE45.30, AE50.32, AE50.35, ALISEO422, ALISEO428, AP35.21, AP35.21DA, AP38.25, AP38.25DA, AP40.28, AP40.28DA, AP40.29, AP40.29DA, AP40.31, AP40.31DA, AP45.30, AP45.30DA, AP50.32, AP50.32DA, AP50.35, AP50.35DA, AP55.40, AP55.40DA, AU-P55.40, EURO350, EURO380, EURO400, EURO500, GL4.32E, GL4.32EM, GL5.34E, GL7.40EM, GL8.50E, GL8.50EM, PASSPORT45.30, PASSPORT50.32, PASSPORT50.40, PROJECT28E, PROJECT28EM		

 <p>1</p>			
<b>Part No.</b>	508124	<b>Ref. No.</b>	00002508
<b>description</b>	spring holder spring holder		
<b>For models:</b>	AC20, COMPACT20, GEMINI-CF		

 <p>1</p>			
<b>Part No.</b>	508072	<b>Ref. No.</b>	00001723
<b>description</b>	spring rod spring holder		
<b>For models:</b>	AC20, AC25, COMPACT20, GEMINICF, GEMINI-CF, GEMINI-CR, MINIBAR, MINIBAR-CF, MINIBAR-CR		

screw connections			
 <p>1</p>			
<b>Part No.</b>		<b>Ref. No.</b>	00001765
<b>description</b>	screw connection brass		
<b>For models:</b>	GL500CF, GL700CF		



1

<b>Part No.</b>	508116	<b>Ref. No.</b>	00002450
<b>description</b>	union nut thread M10x1 H 16mm WS 16 plastic Qty 1 pcs		
<b>For models:</b>	AC20, AC25, AC26, AE1000, AE1200, AE35.21, AE38.25, AE40.29, AE40.30, AE45.30, AE50.32, AE50.35, AH1000, AH1000Easy, AH1100, AH1100DGT, AH1200, AH1200DGT, AH1400, AL1200E, AL1400, AL1500E, AL40.28, AL40.28E, AL40.28EM, AL45.32, AL45.32E, AL45.32EM, AL50.34, AL50.34E, AL50.34EM, AL50.40, AL50.40E, AL50.40EM, AL50.45, AL55.45E, AL55.45EM, AL55.45EM-P, AL55.45E-P, ALISEO40.28E, ALISEO422, ALISEO428, ALISEO45.32E, AP1000, AP1200, AP35.21, AP35.21DA, AP38.25, AP38.25DA, AP40.28...(Other models you can see in the webshop)		

## washing and rinsing systems



1

<b>Part No.</b>	508241	<b>Ref. No.</b>	00002793 00002911 00004120 00004807 00004808 00004810 00004938 00004941 00004942 00004943
<b>description</b>	manifold 3-way hose ø 12-12-12mm plastic		
<b>For models:</b>	AE1000, AE1200, AE35.21, AE38.25, AE40.29, AE40.30, AE45.30, AE50.32, AE50.35, AH1000, AH1000Easy, AH1100, AH1100GT, AH1200, AH1200DGT, AH1400, AL1200E, AL1400, AL1500E, AL40.28E, AL45.32E, AL50.34, AL50.34E, AL50.34EM, AL50.40, AL50.40E, AL50.40EM, AL50.45, AL55.45E, AL55.45EM, AL55.45EM-P, AL55.45E-P, ALISEO40.28E, ALISEO422, ALISEO428, ALISEO45.32E, AP1000, AP1200, AP35.21, AP35.21DA, AP38.25, AP38.25DA, AP40.28, AP40.28DA, AP40.29, AP40.29DA, AP40.31, AP40.31DA, AP45.30, AP45.30DA...(Other models you can see in the webshop)		



1

<b>Part No.</b>	508344	<b>Ref. No.</b>	00214711
<b>description</b>	manifold brass		
<b>For models:</b>	PROGRAM25CF		



1

<b>Part No.</b>	560516	<b>Ref. No.</b>	00007998
<b>description</b>	plain washer ID ø 22mm ED ø 33mm thickness 0.6mm SS Qty 1 pcs		
<b>For models:</b>	AU125-80, AU55-65, AU55-80, AU65-65, LP125-80, LP55-65, LP55-80, LP65-65		



1

<b>Part No.</b>	508185	<b>Ref. No.</b>	00009249
<b>description</b>	ring		
<b>For models:</b>	AH1200, AH1200DGT, AH1400, AL1200E, AL1400, AL1500E, AP1200, AU125-80, AU55-65, AU55-80, AU65-65, AU-H1400, GL1040, GL1240, LP125-80, LP55-65, LP55-80, LP65-65, LPC1500		

1

<b>Part No.</b>		<b>Ref. No.</b>	00002702
<b>description</b>	rinse pipe		
<b>For models:</b>	GL1040, GL1240		



1

<b>Part No.</b>	508144	<b>Ref. No.</b>	00002624
<b>description</b>	rinse pipe mounting pos. lower brass		
<b>For models:</b>	COMPACT20		



1

<b>Part No.</b>	508195	<b>Ref. No.</b>	00002904
<b>description</b>	throttle disc		
<b>For models:</b>	AE1000, AE45.30, AE50.32, AE50.35, ALISEO40.28E, ALISEO422, ALISEO428, ALISEO45.32E, AP1000, AP45.30, AP45.30DA, AP50.32, AP50.32DA, AP50.35, AP50.35DA, AP55.40, AP55.40DA, AS50.35, AS50.35DA, AS50.35DGT, AS50.35DGT-DA, AS50.40, AS50.40DA, AS50.40DGT, AS50.40DGT-DA, AU125-80, AU55-65, AU55-80, AU65-65, AU-P55.40, AU-S55.40, AU-S55.40DGT, AW4028, EURO500, GL1040, GL1240, GL4.32E, GL4.32EM, GL5.34, GL5.34E, GL7.38, GL7.40E, GL7.40EM, GL8.50E, GL8.50EM, LP125-80, LP55-65, LP55-80, LP65-65, PASSPORT45.30...(Other models you can see in the webshop)		



washing and rinsing systems (sorted by producer)

ARISTARCO

1

<b>Part No.</b>		<b>Ref. No.</b>	00001712
<b>description</b>	rinse arm		
<b>For models:</b>	COMPACT20, GEMINI-CF, MASTER21, MINIBAR-CF, PROGRAM25CF		



2

<b>Part No.</b>	508176	<b>Ref. No.</b>	00002761
<b>description</b>	rinse arm complete		
<b>For models:</b>	AH1200, AH1200DGT, AH1400, AL1200E, AL1400, AL1500E, AP1200, AU-H1400, GL1040, GL1240, LP55-65, LPC1500		

**spare parts for** 508176

	<b>Part No.</b>	508112	<b>Ref. No.</b>	00002416 2416
	union nut SS			
	<b>Part No.</b>	508113	<b>Ref. No.</b>	00002417 2417
	rinse arm shaft			
	<b>Part No.</b>	508114	<b>Ref. No.</b>	00002419 2419
	bush PTFE			
	<b>Part No.</b>	508122	<b>Ref. No.</b>	00002502 2502
	end cap			
	<b>Part No.</b>	510303	<b>Ref. No.</b>	00002531 2531
	O-ring EPDM thickness 1.78mm ID ø 6.75mm Qty 1 pcs			



1

<b>Part No.</b>	508243	<b>Ref. No.</b>	00004133
<b>description</b>	rinse arm L 323mm nozzles 5 mounting ø 10mm mounting pos. upper		
<b>For models:</b>	AC20, AE35.21, AP35.21, AP35.21DA, AP38.25, AP38.25DA, COMPACT20, EURO350		

**spare parts for** 508243

	<b>Part No.</b>	508062	<b>Ref. No.</b>	00004359 00005308 00017155 1669 4359
	rinse jet			

**spare parts for** 508243

	<b>Part No.</b>	508083	<b>Ref. No.</b>	00001955 1955
	rinse arm boss			
	<b>Part No.</b>	508122	<b>Ref. No.</b>	00002502 2502
	end cap			
	<b>Part No.</b>	508228	<b>Ref. No.</b>	00003196 3196
	rinse arm L 170mm nozzles 2			
	<b>Part No.</b>	508229	<b>Ref. No.</b>	00003197 3197
	rinse arm L 150mm nozzles 3			
	<b>Part No.</b>	510303	<b>Ref. No.</b>	00002531 2531
	O-ring EPDM thickness 1.78mm ID ø 6.75mm Qty 1 pcs			

1

<b>Part No.</b>	508255	<b>Ref. No.</b>	00004376 1712
<b>description</b>	rinse arm L 360mm nozzles 5 mounting ø 10mm mounting pos. upper		
<b>For models:</b>	AC25, AC26, AE38.25, AE40.29, AE40.30, EURO400, GEMINICF, GEMINI-CF, PROGRAM25CF		



1


<b>Part No.</b>	508340	<b>Ref. No.</b>	0002761C
<b>description</b>	rinse arm L 565mm nozzles 6 mounting ø 18mm mounting pos. upper and bottom		
<b>For models:</b>	AH1200, AH1200DGT, AH1400, AL1200E, AL1400, AL1500E, AP1200, AU-H1400, GL1040, GL1240, LPC1500		

**spare parts for** 508340

	<b>Part No.</b>	508112	<b>Ref. No.</b>	00002416 2416
	union nut SS			
	<b>Part No.</b>	508113	<b>Ref. No.</b>	00002417 2417
	rinse arm shaft			
	<b>Part No.</b>	508114	<b>Ref. No.</b>	00002419 2419
	bush PTFE			
	<b>Part No.</b>	508122	<b>Ref. No.</b>	00002502 2502
	end cap			
	<b>Part No.</b>	508176	<b>Ref. No.</b>	00002761 2761
	rinse arm complete			

Table continues overleaf



<b>spare parts for</b> 508340			
	<b>Part No.</b> 510303	<b>Ref. No.</b>	00002531 2531
O-ring EPDM thickness 1.78mm ID ø 6.75mm Qty 1 pcs			



<b>Part No.</b> 517430	<b>Ref. No.</b>	0004510C	
<b>description</b> rinse arm mounting pos. upper/lower L 605mm nozzles 8 complete			
<b>For models:</b> AU125-80, AU55-65, AU55-80, LP125-80, LP55-65, LP55-80			
<b>spare parts for</b> 517430			
	<b>Part No.</b> 508062	<b>Ref. No.</b>	00004359 00005308 00017155 1669 4359
rinse jet			
	<b>Part No.</b> 508112	<b>Ref. No.</b>	00002416 2416
union nut SS			
	<b>Part No.</b> 508113	<b>Ref. No.</b>	00002417 2417
rinse arm shaft			
	<b>Part No.</b> 508114	<b>Ref. No.</b>	00002419 2419
bush PTFE			
	<b>Part No.</b> 508122	<b>Ref. No.</b>	00002502 2502
end cap			
	<b>Part No.</b> 510303	<b>Ref. No.</b>	00002531 2531
O-ring EPDM thickness 1.78mm ID ø 6.75mm Qty 1 pcs			

1			
<b>Part No.</b>	<b>Ref. No.</b>	00006471	
<b>description</b> wash and rinse arm			
<b>For models:</b> AL55.45E, AL55.45EM, AL55.45EM-P, AL55.45E-P			



<b>Part No.</b> 508266	<b>Ref. No.</b>	00004725 00013326	
<b>description</b> wash and rinse arm 2 wash arms/ 2 rinse arms			
<b>For models:</b> AL45.32, AL45.32E, AL45.32EM, GL4.32E, GL4.32EM			
<b>spare parts for</b> 508266			
	<b>Part No.</b> 508008	<b>Ref. No.</b>	00000093 93
O-ring EPDM thickness 2.62mm ID ø 15.88mm Qty 1 pcs			
	<b>Part No.</b> 508062	<b>Ref. No.</b>	00004359 00005308 00017155 1669 4359
rinse jet			
	<b>Part No.</b> 508104	<b>Ref. No.</b>	00002265 2265
bush wash arm			
	<b>Part No.</b> 508145	<b>Ref. No.</b>	00002650 2650
end cap for wash arm			
	<b>Part No.</b> 508146	<b>Ref. No.</b>	00002654 2654
spring			
	<b>Part No.</b> 508191	<b>Ref. No.</b>	00002866 2866
wash and rinse arm complete			
	<b>Part No.</b> 510303	<b>Ref. No.</b>	00002531 2531
O-ring EPDM thickness 1.78mm ID ø 6.75mm Qty 1 pcs			

1			
<b>Part No.</b> 508300	<b>Ref. No.</b>	00003021	
<b>description</b> wash and rinse arm 2 wash arms/ 2 rinse arms			
<b>For models:</b> AL50.34E, AL50.34EM, AL50.40E, AL50.40EM, GL5.34, GL5.34E, GL7.38, GL7.40E, GL7.40EM			












1			
<b>Part No.</b> 508191	<b>Ref. No.</b>	00002866	
<b>description</b> wash and rinse arm complete			
<b>For models:</b> GL4.32E, GL4.32EM, SELF4.32			











1

<b>Part No.</b>	508262	<b>Ref. No.</b>	00003048
<b>description</b>	wash and rinse arm complete with rinse arm		
<b>For models:</b>	AL50.34E, AL50.34EM, AL50.40E, AL50.40EM, GL5.34, GL5.34E, GL7.38, GL7.40E, GL7.40EM		

1

			
<b>Part No.</b>	508242	<b>Ref. No.</b>	00004132 00016116
<b>description</b>	wash and rinse arm L 320mm w. jets 8 r. jets 5 mounting ø 10/42mm mounting pos. lower 2 wash arms/ 2 rinse arms		
<b>For models:</b>	AE35.21, AP35.21, AP35.21DA, AP38.25, AP38.25DA, EURO350		
<b>spare parts for</b>	508242		
	<b>Part No.</b>	508008	<b>Ref. No.</b> 00000093 93
	O-ring EPDM thickness 2.62mm ID ø 15.88mm Qty 1 pcs		
	<b>Part No.</b>	508062	<b>Ref. No.</b> 00004359 00005308 00017155 1669 4359
	rinse jet		
	<b>Part No.</b>	508082	<b>Ref. No.</b> 00001954 1954
	wash arm boss		
	<b>Part No.</b>	508122	<b>Ref. No.</b> 00002502 2502
	end cap		
	<b>Part No.</b>	508145	<b>Ref. No.</b> 00002650 2650
	end cap for wash arm		
	<b>Part No.</b>	508146	<b>Ref. No.</b> 00002654 2654
	spring		
	<b>Part No.</b>	508227	<b>Ref. No.</b> 00003195 3195
	wash arm L 137mm nozzles 4		
	<b>Part No.</b>	508228	<b>Ref. No.</b> 00003196 3196
	rinse arm L 170mm nozzles 2		
	<b>Part No.</b>	508229	<b>Ref. No.</b> 00003197 3197
	rinse arm L 150mm nozzles 3		
	<b>Part No.</b>	510303	<b>Ref. No.</b> 00002531 2531
	O-ring EPDM thickness 1.78mm ID ø 6.75mm Qty 1 pcs		

1

			
<b>Part No.</b>	508299	<b>Ref. No.</b>	00005010
<b>description</b>	wash and rinse arm L 360mm w. jets 8 r. jets 5 mounting ø 10/41.5mm mounting pos. upper		
<b>For models:</b>	ALISE040.28E, ALISE0422, ALISE0428, ALISE045.32E, AW4028		
<b>spare parts for</b>	508299		
	<b>Part No.</b>	508008	<b>Ref. No.</b> 00000093 93
	O-ring EPDM thickness 2.62mm ID ø 15.88mm Qty 1 pcs		
	<b>Part No.</b>	508062	<b>Ref. No.</b> 00004359 00005308 00017155 1669 4359
	rinse jet		
	<b>Part No.</b>	508082	<b>Ref. No.</b> 00001954 1954
	wash arm boss		
	<b>Part No.</b>	508122	<b>Ref. No.</b> 00002502 2502
	end cap		
	<b>Part No.</b>	508145	<b>Ref. No.</b> 00002650 2650
	end cap for wash arm		
	<b>Part No.</b>	508146	<b>Ref. No.</b> 00002654 2654
	spring		
	<b>Part No.</b>	510303	<b>Ref. No.</b> 00002531 2531
	O-ring EPDM thickness 1.78mm ID ø 6.75mm Qty 1 pcs		

1








			
<b>Part No.</b>	508244	<b>Ref. No.</b>	00004160 00015771
<b>description</b>	wash and rinse arm L 360mm w. jets 8 r. jets 5 mounting ø 10/41.5mm mounting pos. upper/lower		
<b>For models:</b>	AC20, AC25, AE38.25, AE40.29, AE40.30, AP38.25, AP38.25DA, AP40.28, AP40.28DA, AP40.29, AP40.29DA, AP40.31, AP40.31DA, AS40.31, AS40.31DA, AS40.31DGT, AS40.31DGT-DA, COMPACT20, EURO380, EURO400		
<b>spare parts for</b>	508244		
	<b>Part No.</b>	508008	<b>Ref. No.</b> 00000093 93
	O-ring EPDM thickness 2.62mm ID ø 15.88mm Qty 1 pcs		




Table continues overleaf
















spare parts for		508244	
	Part No.	508062	Ref. No.
			00004359 00005308 00017155 1669 4359
	rinse jet		
	Part No.	508082	Ref. No.
			00001954 1954
	wash arm boss		
	Part No.	508122	Ref. No.
			00002502 2502
	end cap		
	Part No.	508145	Ref. No.
			00002650 2650
	end cap for wash arm		
	Part No.	508146	Ref. No.
			00002654 2654
	spring		
	Part No.	508230	Ref. No.
			00003198 00015233 3198
	wash arm L 157mm nozzles 4		
	Part No.	508231	Ref. No.
			00003199 3199
	rinse arm L 170mm nozzles 2		
	Part No.	508233	Ref. No.
			00004000 4000
	rinse arm L 170mm nozzles 3		
	Part No.	510303	Ref. No.
			00002531 2531
	O-ring EPDM thickness 1.78mm ID ø 6.75mm Qty 1 pcs		










			
1			
<b>Part No.</b>	508296	<b>Ref. No.</b>	00004986
<b>description</b>	wash and rinse arm L 360mm w. jets 8 r. jets 6 mounting ø 10/41.5mm mounting pos. lower		
<b>For models:</b>	ALISE040.28E, ALISE0422, ALISE0428, ALISE045.32E, AW4028		
<b>spare parts for</b>	508296		
	Part No.	508008	Ref. No.
			00000093 93
	O-ring EPDM thickness 2.62mm ID ø 15.88mm Qty 1 pcs		
	Part No.	508062	Ref. No.
			00004359 00005308 00017155 1669 4359
	rinse jet		
	Part No.	508082	Ref. No.
			00001954 1954
	wash arm boss		
	Part No.	508122	Ref. No.
			00002502 2502
	end cap		

spare parts for		508296	
	Part No.	508145	Ref. No.
			00002650 2650
	end cap for wash arm		
	Part No.	508146	Ref. No.
			00002654 2654
	spring		
	Part No.	510303	Ref. No.
			00002531 2531
	O-ring EPDM thickness 1.78mm ID ø 6.75mm Qty 1 pcs		

			
1			
<b>Part No.</b>	508245	<b>Ref. No.</b>	00004162 00016117
<b>description</b>	wash and rinse arm L 430mm w. jets 10 r. jets 6 mounting ø 10/41.5mm mounting pos. upper/lower		
<b>For models:</b>	AE45.30, ALISE045.32E, AP45.30, AP45.30DA, PASSPORT45.30		
<b>spare parts for</b>	508245		
	Part No.	508008	Ref. No.
			00000093 93
	O-ring EPDM thickness 2.62mm ID ø 15.88mm Qty 1 pcs		
	Part No.	508062	Ref. No.
			00004359 00005308 00017155 1669 4359
	rinse jet		
	Part No.	508082	Ref. No.
			00001954 1954
	wash arm boss		
	Part No.	508122	Ref. No.
			00002502 2502
	end cap		
	Part No.	508145	Ref. No.
			00002650 2650
	end cap for wash arm		
	Part No.	508146	Ref. No.
			00002654 2654
	spring		
	Part No.	508234	Ref. No.
			00004001 4001
	wash arm L 190mm nozzles 5		
	Part No.	508235	Ref. No.
			00004002 4002
	rinse arm L 205mm nozzles 3		
	Part No.	508236	Ref. No.
			00004003 4003
	rinse arm L 205mm nozzles 3		
	Part No.	510303	Ref. No.
			00002531 2531
	O-ring EPDM thickness 1.78mm ID ø 6.75mm Qty 1 pcs		



				
1				
<b>Part No.</b>	508247	<b>Ref. No.</b>	00004164	
<b>description</b>	wash and rinse arm L 480mm w. jets 10 r. jets 6 mounting ø 10/41.5mm mounting pos. upper/lower for glasses			
<b>For models:</b>	AE50.32, AP50.32, AP50.32DA, EURO500, PASSPORT50.32			
<b>spare parts for</b>	508247			
	<b>Part No.</b>	508008	<b>Ref. No.</b>	00000093 93
O-ring EPDM thickness 2.62mm ID ø 15.88mm Qty 1 pcs				
	<b>Part No.</b>	508062	<b>Ref. No.</b>	00004359 00005308 00017155 1669 4359
rinse jet				
	<b>Part No.</b>	508082	<b>Ref. No.</b>	00001954 1954
wash arm boss				
	<b>Part No.</b>	508122	<b>Ref. No.</b>	00002502 2502
end cap				
	<b>Part No.</b>	508145	<b>Ref. No.</b>	00002650 2650
end cap for wash arm				
	<b>Part No.</b>	508146	<b>Ref. No.</b>	00002654 2654
spring				
	<b>Part No.</b>	508238	<b>Ref. No.</b>	00004005 4005
wash arm L 217mm nozzles 5 for plate				
	<b>Part No.</b>	508239	<b>Ref. No.</b>	00004006 4006
rinse arm L 232mm nozzles 3				
	<b>Part No.</b>	508240	<b>Ref. No.</b>	00004007 4007
rinse arm L 232mm nozzles 3				
	<b>Part No.</b>	510303	<b>Ref. No.</b>	00002531 2531
O-ring EPDM thickness 1.78mm ID ø 6.75mm Qty 1 pcs				

				
1				
<b>Part No.</b>	508246	<b>Ref. No.</b>	00004163 00015517	
<b>description</b>	wash and rinse arm L 480mm w. jets 10 r. jets 6 mounting ø 10/42mm mounting pos. upper/lower 2 wash arms/ 2 rinse arms gasses/dishes			
<b>For models:</b>	AE1000, AE1200, AE50.32, AE50.35, AH1000, AH1000Easy, AP50.32, AP50.32DA, AP50.35, AP50.35DA, AS50.35, AS50.35DA, AS50.35DGT, AS50.35DGT-DA, EURO500, PASSPORT50.32			
<b>spare parts for</b>	508246			
	<b>Part No.</b>	508008	<b>Ref. No.</b>	00000093 93
O-ring EPDM thickness 2.62mm ID ø 15.88mm Qty 1 pcs				
	<b>Part No.</b>	508062	<b>Ref. No.</b>	00004359 00005308 00017155 1669 4359
rinse jet				
	<b>Part No.</b>	508082	<b>Ref. No.</b>	00001954 1954
wash arm boss				
	<b>Part No.</b>	508145	<b>Ref. No.</b>	00002650 2650
end cap for wash arm				
	<b>Part No.</b>	508146	<b>Ref. No.</b>	00002654 2654
spring				
	<b>Part No.</b>	508237	<b>Ref. No.</b>	00004004 00012361 12361 4004
wash arm L 217mm nozzles 5 for glasses				
	<b>Part No.</b>	508239	<b>Ref. No.</b>	00004006 4006
rinse arm L 232mm nozzles 3				
	<b>Part No.</b>	508240	<b>Ref. No.</b>	00004007 4007
rinse arm L 232mm nozzles 3				









				
1				
<b>Part No.</b>	508265	<b>Ref. No.</b>	00004724	
<b>description</b>	wash and rinse arm wash arm L 360mm rinse arm L 360mm w. jets 8 r. jets 5 mounting ø 10/42mm mounting pos. lower			
<b>For models:</b>	AC25, GEMINICF, GEMINI-CF, PROGRAM25CF, PROJECT28E, PROJECT28EM			
<b>spare parts for</b>	508265			
	<b>Part No.</b>	508008	<b>Ref. No.</b>	00000093 93
O-ring EPDM thickness 2.62mm ID ø 15.88mm Qty 1 pcs				





Table continues overleaf



spare parts for		508265	
	Part No.	508062	Ref. No.
			00004359 00005308 00017155 1669 4359
rinse jet			
	Part No.	508104	Ref. No.
			00002265 2265
bush wash arm			
	Part No.	508122	Ref. No.
			00002502 2502
end cap			
	Part No.	508145	Ref. No.
			00002650 2650
end cap for wash arm			
	Part No.	508146	Ref. No.
			00002654 2654
spring			
	Part No.	508177	Ref. No.
			00002762 2762
wash arm			
	Part No.	510303	Ref. No.
			00002531 2531
O-ring EPDM thickness 1.78mm ID ø 6.75mm Qty 1 pcs			


			
1			
Part No.	508407	Ref. No.	00013331
description	wash and rinse arm wash arm L 380mm rinse arm L 375mm w. jets 8 r. jets 5 mounting ø 18mm		
For models:	AC26, AL40.28		


			
1			
Part No.	508211	Ref. No.	00005051
description	wash and rinse arm wash arm L 485mm rinse arm L 485mm w. jets 10 r. jets 6 mounting ø 10/42mm mounting pos. upper/lower for glasses		
For models:	AL50.34E, AL50.34EM, AL50.40E, AL50.40EM, GL7.40E, GL7.40EM		
spare parts for 508211			
	Part No.	508008	Ref. No.
			00000093 93
O-ring EPDM thickness 2.62mm ID ø 15.88mm Qty 1 pcs			
	Part No.	508062	Ref. No.
			00004359 00005308 00017155 1669 4359
rinse jet			
	Part No.	508104	Ref. No.
			00002265 2265
bush wash arm			
	Part No.	508122	Ref. No.
			00002502 2502
end cap			








spare parts for		508211	
	Part No.	508145	Ref. No.
			00002650 2650
end cap for wash arm			
	Part No.	508146	Ref. No.
			00002654 2654
spring			
	Part No.	508262	Ref. No.
			00003048 3048
wash and rinse arm complete with rinse arm			
	Part No.	510303	Ref. No.
			00002531 2531
O-ring EPDM thickness 1.78mm ID ø 6.75mm Qty 1 pcs			






			
1			
Part No.	508212	Ref. No.	00004720 00013317
description	wash and rinse arm wash arm L 485mm rinse arm L 485mm w. jets 10 r. jets 6 mounting ø 10/42mm mounting pos. upper/lower for plate		
For models:	AL50.34, AL50.34E, AL50.34EM, AL50.40, AL50.40E, AL50.40EM, GL7.40E, GL7.40EM		
spare parts for 508212			
	Part No.	508008	Ref. No.
			00000093 93
O-ring EPDM thickness 2.62mm ID ø 15.88mm Qty 1 pcs			
	Part No.	508062	Ref. No.
			00004359 00005308 00017155 1669 4359
rinse jet			
	Part No.	508104	Ref. No.
			00002265 2265
bush wash arm			
	Part No.	508122	Ref. No.
			00002502 2502
end cap			
	Part No.	508145	Ref. No.
			00002650 2650
end cap for wash arm			
	Part No.	508146	Ref. No.
			00002654 2654
spring			
	Part No.	508300	Ref. No.
			00003021 3021
wash and rinse arm 2 wash arms / 2 rinse arms			
	Part No.	510303	Ref. No.
			00002531 2531
O-ring EPDM thickness 1.78mm ID ø 6.75mm Qty 1 pcs			



 <p>1</p>			
<b>Part No.</b>	508403	<b>Ref. No.</b>	00006472 00013232
<b>description</b>	wash and rinse arm wash arm L 570mm rinse arm L 565mm w. jets 12 r. jets 7 mounting ø 10/42mm mounting pos. upper/lower		
<b>For models:</b>	AH1100, AH1100DGT, AL50.45, AL55.45E, AL55.45EM, AL55.45EM-P, AL55.45E-P, AP55.40, AP55.40DA, AS50.40, AS50.40DA, AS50.40DGT, AS50.40DGT-DA, AU-L55.45, AU-P55.40, AU-S55.40, AU-S55.40DGT		


 <p>1</p>				
<b>Part No.</b>	508216	<b>Ref. No.</b>	00003087 00004841	
<b>description</b>	wash and rinse arm wash arm L 575mm rinse arm L 570mm w. jets 12 r. jets 7 mounting ø 10/43mm mounting pos. upper/lower 2 wash arms/ 2 rinse arms edition since 2006			
<b>For models:</b>	AE1000, AP1000, AP55.40, AP55.40DA, GL8.50E, GL8.50EM, PASSPORT50.40			
<b>spare parts for</b>	508216			
	<b>Part No.</b>	508008	<b>Ref. No.</b>	00000093 93
	O-ring EPDM thickness 2.62mm ID ø 15.88mm Qty 1 pcs			
	<b>Part No.</b>	508062	<b>Ref. No.</b>	00004359 00005308 00017155 1669 4359
	rinse jet			
	<b>Part No.</b>	508104	<b>Ref. No.</b>	00002265 2265
	bush wash arm			
	<b>Part No.</b>	508122	<b>Ref. No.</b>	00002502 2502
	end cap			
	<b>Part No.</b>	508145	<b>Ref. No.</b>	00002650 2650
	end cap for wash arm			
	<b>Part No.</b>	508146	<b>Ref. No.</b>	00002654 2654
	spring			
	<b>Part No.</b>	508282	<b>Ref. No.</b>	—
	wash and rinse arm 2 wash arms/ 2 rinse arms			
	<b>Part No.</b>	510303	<b>Ref. No.</b>	00002531 2531
	O-ring EPDM thickness 1.78mm ID ø 6.75mm Qty 1 pcs			

 <p>1</p>				
<b>Part No.</b>	508177	<b>Ref. No.</b>	00002762	
<b>description</b>	wash arm			
<b>For models:</b>	AC25, AL45.32E, AL45.32EM, AL50.34E, AL50.34EM, COMPACT20, GEMINICF, GEMINI-CF, MASTER21, MINIBAR-CF, PROGRAM25CF, PROJECT28, PROJECT28E, PROJECT28EM			
<b>spare parts for</b>	508177			
	<b>Part No.</b>	508062	<b>Ref. No.</b>	00004359 00005308 00017155 1669 4359
	rinse jet			
	<b>Part No.</b>	508083	<b>Ref. No.</b>	00001955 1955
	rinse arm boss			
	<b>Part No.</b>	508122	<b>Ref. No.</b>	00002502 2502
	end cap			
	<b>Part No.</b>	508231	<b>Ref. No.</b>	00003199 3199
	rinse arm L 170mm nozzles 2			
	<b>Part No.</b>	508233	<b>Ref. No.</b>	00004000 4000
	rinse arm L 170mm nozzles 3			
	<b>Part No.</b>	510303	<b>Ref. No.</b>	00002531 2531
	O-ring EPDM thickness 1.78mm ID ø 6.75mm Qty 1 pcs			






 <p>1</p>				
<b>Part No.</b>	508175	<b>Ref. No.</b>	00002760 0002760C	
<b>description</b>	wash arm L 280mm nozzles 15 mounting ø 22/57mm mounting pos. upper/lower for glasses			
<b>For models:</b>	AL1200E, AL1400, AL1500E, GL1240, LPC1500			
<b>spare parts for</b>	508175			
	<b>Part No.</b>	508008	<b>Ref. No.</b>	00000093 93
	O-ring EPDM thickness 2.62mm ID ø 15.88mm Qty 1 pcs			
	<b>Part No.</b>	508115	<b>Ref. No.</b>	00002445 2445
	bush wash arm PTFE			
	<b>Part No.</b>	508145	<b>Ref. No.</b>	00002650 2650
	end cap for wash arm			
	<b>Part No.</b>	508146	<b>Ref. No.</b>	00002654 2654
	spring			





			
<b>Part No.</b>	508173	<b>Ref. No.</b>	00002758 0002758C
<b>description</b>	wash arm L 280mm nozzles 18 mounting $\varnothing$ 22/57mm mounting pos. upper/lower for plate		
<b>For models:</b>	AH1400, AL1200E, AL1400, AL1500E, AU-H1400, GL1240, LP55-65, LPC1500		
<b>spare parts for</b>	508173		
	<b>Part No.</b>	508008	<b>Ref. No.</b> 00000093 93
	O-ring EPDM thickness 2.62mm ID $\varnothing$ 15.88mm Qty 1 pcs		
	<b>Part No.</b>	508115	<b>Ref. No.</b> 00002445 2445
	bush wash arm PTFE		
	<b>Part No.</b>	508145	<b>Ref. No.</b> 00002650 2650
	end cap for wash arm		
	<b>Part No.</b>	508146	<b>Ref. No.</b> 00002654 2654
	spring		


			
<b>Part No.</b>	508426	<b>Ref. No.</b>	00015521
<b>description</b>	wash arm L 500mm mounting $\varnothing$ 22/57mm mounting pos. upper/lower nozzles 15		

			
<b>Part No.</b>	508174	<b>Ref. No.</b>	00002759
<b>description</b>	wash arm L 560mm nozzles 10 mounting $\varnothing$ 22/57mm mounting pos. upper/lower for glasses		
<b>For models:</b>	GL1040		
<b>spare parts for</b>	508174		
	<b>Part No.</b>	508008	<b>Ref. No.</b> 00000093 93
	O-ring EPDM thickness 2.62mm ID $\varnothing$ 15.88mm Qty 1 pcs		
	<b>Part No.</b>	508115	<b>Ref. No.</b> 00002445 2445
	bush wash arm PTFE		
	<b>Part No.</b>	508145	<b>Ref. No.</b> 00002650 2650
	end cap for wash arm		
	<b>Part No.</b>	508146	<b>Ref. No.</b> 00002654 2654
	spring		


			
<b>Part No.</b>	508172	<b>Ref. No.</b>	00002757 00013461
<b>description</b>	wash arm L 560mm nozzles 12 mounting $\varnothing$ 22/57mm mounting pos. upper/lower for plate		
<b>For models:</b>	AH1200, AH1200DGT, AP1200, GL1040		
<b>spare parts for</b>	508172		
	<b>Part No.</b>	508008	<b>Ref. No.</b> 00000093 93
	O-ring EPDM thickness 2.62mm ID $\varnothing$ 15.88mm Qty 1 pcs		
	<b>Part No.</b>	508115	<b>Ref. No.</b> 00002445 2445
	bush wash arm PTFE		
	<b>Part No.</b>	508145	<b>Ref. No.</b> 00002650 2650
	end cap for wash arm		
	<b>Part No.</b>	508146	<b>Ref. No.</b> 00002654 2654
	spring		


			
<b>Part No.</b>	508188	<b>Ref. No.</b>	00002808
<b>description</b>	bush for rinse arm		
<b>For models:</b>	AC20, AC25, AC26, AE1000, AE1200, AE35.21, AE38.25, AE40.29, AE40.30, AE45.30, AE50.32, AE50.35, AH1000, AH1000Easy, AL40.28, AL45.32, AL50.34, AL50.40, AL50.45, ALISEO40.28E, ALISEO422, ALISEO428, ALISEO45.32E, AP35.21, AP35.21DA, AP38.25, AP38.25DA, AP40.28, AP40.28DA, AP40.29, AP40.29DA, AP40.31, AP40.31DA, AP45.30, AP45.30DA, AP50.32, AP50.32DA, AP50.35, AP50.35DA, AP55.40, AP55.40DA, AS40.31, AS40.31DA, AS40.31DGT, AS40.31DGTDA, AS50.35, AS50.35DA, AS50.35DGT, AS50.35DGT-DA, AS50.40... (Other models you can see in the webshop)		


			
<b>Part No.</b>	508114	<b>Ref. No.</b>	00002419
<b>description</b>	bush PTFE		
<b>For models:</b>	AH1200, AH1200DGT, AH1400, AL1200E, AL1400, AL1500E, AP1200, AU125-80, AU55-65, AU55-80, AU65-65, AU-H1400, GL1040, GL1240, LP125-80, LP55-65, LP55-80, LP65-65, LPC1500		


			
<b>Part No.</b>	508104	<b>Ref. No.</b>	00002265
<b>description</b>	bush wash arm		
<b>For models:</b>	AC25, AE1000, AH1100, AH1100DGT, AL40.28E, AL40.28EM, AL45.32E, AL45.32EM, AL50.34E, AL50.34EM, AL50.40E, AL50.40EM, AL55.45E, AL55.45EM, AL55.45EM-P, AL55.45E-P, AP1000, AP55.40, AP55.40DA, COMPACT20, GEMINICF, GEMINI-CF, GL4.32E, GL4.32EM, GL5.34, GL5.34E, GL7.38, GL7.40E, GL7.40EM, GL8.50E, GL8.50EM, MASTER21, MINIBAR-CF, PASSPORT50.40, PROGRAM25CF, PROJECT28, PROJECT28E, PROJECT28EM, SELF4.32, SELF400		





			
<b>Part No.</b>	508115	<b>Ref. No.</b>	00002445
<b>description</b>	bush wash arm PTFE		
<b>For models:</b>	AH1200, AH1200DGT, AH1400, AL1200E, AL1400, AL1500E, AP1200, AU125-80, AU55-65, AU55-80, AU65-65, AU-H1400, GL1040, GL1240, GL500CF, GL700CF, LP125-80, LP55-65, LP55-80, LP65-65, LPC1500		


			
<b>Part No.</b>	508122	<b>Ref. No.</b>	00002502
<b>description</b>	end cap		
<b>For models:</b>	AC20, AC25, AC26, AE1000, AE1200, AE35.21, AE38.25, AE40.29, AE40.30, AE45.30, AE50.32, AE50.35, AH1000, AH1000Easy, AH1100, AH1100DGT, AH1200, AH1200DGT, AH1400, AL1200E, AL1400, AL1500E, AL40.28, AL40.28E, AL40.28EM, AL45.32, AL45.32E, AL45.32EM, AL50.34, AL50.34E, AL50.34EM, AL50.40, AL50.40E, AL50.40EM, AL50.45, AL55.45E, AL55.45EM, AL55.45EM-P, AL55.45E-P, ALISEO40.28E, ALISEO422, ALISEO428, ALISEO45.32E, AP1000, AP1200, AP35.21, AP35.21DA, AP38.25, AP38.25DA, AP40.28...(Other models you can see in the webshop)		


			
<b>Part No.</b>	508145	<b>Ref. No.</b>	00002650
<b>description</b>	end cap for wash arm		
<b>For models:</b>	AC20, AC25, AC26, AE1000, AE1200, AE35.21, AE38.25, AE40.29, AE40.30, AE45.30, AE50.32, AE50.35, AH1000, AH1000Easy, AH1100, AH1100DGT, AH1200, AH1200DGT, AH1400, AL1200E, AL1400, AL1500E, AL40.28, AL40.28E, AL40.28EM, AL45.32, AL45.32E, AL45.32EM, AL50.34, AL50.34E, AL50.34EM, AL50.40, AL50.40E, AL50.40EM, AL50.45, AL55.45E, AL55.45EM, AL55.45EM-P, AL55.45E-P, ALISEO40.28E, ALISEO422, ALISEO428, ALISEO45.32E, AP1000, AP1200, AP35.21, AP35.21DA, AP38.25, AP38.25DA, AP40.28...(Other models you can see in the webshop)		


			
<b>Part No.</b>	510303	<b>Ref. No.</b>	00002531
<b>description</b>	O-ring EPDM thickness 1.78mm ID ø 6.75mm Qty 1 pcs		
<b>For models:</b>	AC20, AC25, AC26, AE1000, AE35.21, AE38.25, AE40.29, AE40.30, AE45.30, AE50.32, AE50.35, AH1000, AH1000Easy, AH1100, AH1100DGT, AH1200, AH1200DGT, AH1400, AL1200E, AL1400, AL1500E, AL40.28, AL40.28E, AL40.28EM, AL45.32, AL45.32E, AL45.32EM, AL50.34, AL50.34E, AL50.34EM, AL50.40, AL50.40E, AL50.40EM, AL50.45, AL55.45E, AL55.45EM, AL55.45EM-P, AL55.45E-P, ALISEO40.28E, ALISEO422, ALISEO428, ALISEO45.32E, AP1000, AP1200, AP35.21, AP35.21DA, AP38.25, AP38.25DA, AP40.28, AP40.28DA... (Other models you can see in the webshop)		


			
<b>Part No.</b>	508008	<b>Ref. No.</b>	00000093
<b>description</b>	O-ring EPDM thickness 2.62mm ID ø 15.88mm Qty 1 pcs		
<b>For models:</b>	AC20, AC25, AC26, AE1000, AE1200, AE35.21, AE38.25, AE40.29, AE40.30, AE45.30, AE50.32, AE50.35, AH1000, AH1000Easy, AH1100, AH1100DGT, AH1200, AH1200DGT, AH1400, AL1200E, AL1400, AL1500E, AL40.28, AL40.28E, AL40.28EM, AL45.32, AL45.32E, AL45.32EM, AL50.34, AL50.34E, AL50.34EM, AL50.40, AL50.40E, AL50.40EM, AL50.45, AL55.45E, AL55.45EM, AL55.45EM-P, AL55.45E-P, ALISEO40.28E, ALISEO422, ALISEO428, ALISEO45.32E, AP1000, AP1200, AP35.21, AP35.21DA, AP38.25, AP38.25DA, AP40.28...(Other models you can see in the webshop)		


			
<b>Part No.</b>	508229	<b>Ref. No.</b>	00003197
<b>description</b>	rinse arm L 150mm nozzles 3		
<b>For models:</b>	AE35.21, AP35.21, AP35.21DA, AP38.25, AP38.25DA, EURO350, EURO380		

			
<b>Part No.</b>	508228	<b>Ref. No.</b>	00003196
<b>description</b>	rinse arm L 170mm nozzles 2		
<b>For models:</b>	AE35.21, AP35.21, AP35.21DA, AP38.25, AP38.25DA, EURO350, EURO380, EURO400		


			
<b>Part No.</b>	508231	<b>Ref. No.</b>	00003199
<b>description</b>	rinse arm L 170mm nozzles 2		
<b>For models:</b>	AC20, AC25, AC26, AE38.25, AE40.29, AE40.30, ALISEO40.28E, ALISEO45.32E, AP38.25, AP38.25DA, AP40.28, AP40.28DA, AP40.29, AP40.29DA, AP40.31, AP40.31DA, AS40.31, AS40.31DA, AS40.31DGT, AS40.31DGT-DA, AW4028, EURO400, GEMINICF, GEMINI-CF, PROGRAM25CF		


			
<b>Part No.</b>	508233	<b>Ref. No.</b>	00004000
<b>description</b>	rinse arm L 170mm nozzles 3		
<b>For models:</b>	AC20, AC25, AC26, AE38.25, AE40.29, AE40.30, ALISEO40.28E, ALISEO45.32E, AP38.25, AP38.25DA, AP40.28, AP40.28DA, AP40.29, AP40.29DA, AP40.31, AP40.31DA, AS40.31, AS40.31DA, AS40.31DGT, AS40.31DGT-DA, AW4028, EURO400, GEMINICF, GEMINI-CF, PROGRAM25CF		


			
<b>Part No.</b>	508235	<b>Ref. No.</b>	00004002
<b>description</b>	rinse arm L 205mm nozzles 3		
<b>For models:</b>	AE45.30, ALISEO45.32E, AP45.30, AP45.30DA, PASSPORT45.30		


			
<b>Part No.</b>	508236	<b>Ref. No.</b>	00004003
<b>description</b>	rinse arm L 205mm nozzles 3		
<b>For models:</b>	AE45.30, ALISEO45.32E, AP45.30, AP45.30DA, PASSPORT45.30		





			
1			
<b>Part No.</b>	508239	<b>Ref. No.</b>	00004006
<b>description</b>	rinse arm L 232mm nozzles 3		
<b>For models:</b>	AE1000, AE1200, AE50.32, AE50.35, AH1000, AH1000Easy, AP50.32, AP50.32DA, AP50.35, AP50.35DA, AS50.35, AS50.35DA, AS50.35DGT, AS50.35DGT-DA, EURO500, PASSPORT50.32		


			
1			
<b>Part No.</b>	508240	<b>Ref. No.</b>	00004007
<b>description</b>	rinse arm L 232mm nozzles 3		
<b>For models:</b>	AE1000, AE1200, AE50.32, AE50.35, AH1000, AH1000Easy, AP50.32, AP50.32DA, AP50.35, AP50.35DA, AS50.35, AS50.35DA, AS50.35DGT, AS50.35DGT-DA, EURO500, PASSPORT50.32		


			
1			
<b>Part No.</b>	508083	<b>Ref. No.</b>	00001955
<b>description</b>	rinse arm boss		
<b>For models:</b>	AC20, AC25, AC26, AE35.21, AE38.25, AE40.29, AE40.30, AP35.21, AP35.21DA, AP38.25, AP38.25DA, COMPACT20, EURO350, EURO380, EURO400, GEMINICF, GEMINI-CF, PROGRAM25CF		


			
1			
<b>Part No.</b>	508062	<b>Ref. No.</b>	00004359 00005308 00017155 1669
<b>description</b>	rinse jet		
<b>For models:</b>	AC20, AC25, AC26, AE1000, AE1200, AE35.21, AE38.25, AE40.29, AE40.30, AE45.30, AE50.32, AE50.35, AH1000, AH1000Easy, AH1100, AH1100DGT, AH1200, AH1200DGT, AH1400, AL1200E, AL1400, AL1500E, AL40.28, AL40.28E, AL40.28EM, AL45.32, AL45.32E, AL45.32EM, AL50.34, AL50.34E, AL50.34EM, AL50.40, AL50.40E, AL50.40EM, AL50.45, AL55.45E, AL55.45EM, AL55.45EM-P, AL55.45E-P, ALISEO40.28E, ALISEO422, ALISEO428, ALISEO45.32E, AP1000, AP1200, AP35.21, AP35.21DA, AP38.25, AP38.25DA, AP40.28...(Other models you can see in the webshop)		


			
1			
<b>Part No.</b>	508146	<b>Ref. No.</b>	00002654
<b>description</b>	spring		
<b>For models:</b>	AC20, AC25, AC26, AE1000, AE1200, AE35.21, AE38.25, AE40.29, AE40.30, AE45.30, AE50.32, AE50.35, AH1000, AH1000Easy, AH1100, AH1100DGT, AH1200, AH1200DGT, AH1400, AL1200E, AL1400, AL1500E, AL40.28, AL40.28E, AL40.28EM, AL45.32, AL45.32E, AL45.32EM, AL50.34, AL50.34E, AL50.34EM, AL50.40, AL50.40E, AL50.40EM, AL50.45, AL55.45E, AL55.45EM, AL55.45EM-P, AL55.45E-P, ALISEO40.28E, ALISEO422, ALISEO428, ALISEO45.32E, AP1000, AP1200, AP35.21, AP35.21DA, AP38.25, AP38.25DA, AP40.28...(Other models you can see in the webshop)		


			
1			
<b>Part No.</b>	524981	<b>Ref. No.</b>	00006919
<b>description</b>	spring for wash arm L 37mm W 13mm wire gauge ø 1.2mm		
<b>For models:</b>	AC25, AE1000, AH1100, AH1100DGT, AL40.28E, AL40.28EM, AL45.32E, AL45.32EM, AL50.34E, AL50.34EM, AL50.40E, AL50.40EM, AL55.45E, AL55.45EM, AL55.45EM-P, AL55.45E-P, ALISEO40.28E, ALISEO45.32E, AP1000, AP55.40, AP55.40DA, GEMINICF, GEMINI-CF, PROGRAM25CF		

			
1			
<b>Part No.</b>	508047	<b>Ref. No.</b>	00001133 4374
<b>description</b>	Thumb screw ø 22mm thread M6 thread L 6mm		
<b>For models:</b>	AL40.28E, AL40.28EM, AL45.32E, AL45.32EM, AL50.34E, AL50.34EM, AL50.40E, AL50.40EM, AL55.45E, AL55.45EM, AL55.45EM-P, AL55.45E-P, ALISEO40.28E, ALISEO422, ALISEO428, ALISEO45.32E, AP1000, AP50.35, AP50.35DA, AP55.40, AP55.40DA, COMPACT20, GEMINI-CF, GL4.32E, GL4.32EM, GL5.34, GL5.34E, GL500CF, GL7.38, GL7.40E, GL7.40EM, GL700CF, GL8.50E, GL8.50EM, MASTER21, MINIBAR-CF, PASSPORT50.40, PROGRAM25CF, PROJECT28, PROJECT28E, PROJECT28EM, SELF4.32, SELF400		


			
1			
<b>Part No.</b>	508254	<b>Ref. No.</b>	00004374
<b>description</b>	Thumb screw thread M6 thread L 4mm ø 22mm H 9mm SS Qty 1 pcs		
<b>For models:</b>	AC20, AC25, AC26, AE1000, AE1200, AE35.21, AE38.25, AE40.29, AE40.30, AE45.30, AE50.32, AE50.35, AH1000, AH1000Easy, AH1100, AH1100DGT, AL40.28, AL40.28E, AL45.32, AL45.32E, AL50.34, AL50.34E, AL50.40, AL50.40E, AL50.45, AL55.45E, AL55.45E-P, ALISEO40.28E, ALISEO45.32E, AP1000, AP35.21, AP35.21DA, AP38.25, AP38.25DA, AP40.28, AP40.28DA, AP40.29, AP40.29DA, AP40.31, AP40.31DA, AP45.30, AP45.30DA, AP50.32, AP50.32DA, AP50.35, AP50.35DA, AP55.40, AP55.40DA, AS40.31, AS40.31DA...(Other models you can see in the webshop)		


			
1			
<b>Part No.</b>	508112	<b>Ref. No.</b>	00002416
<b>description</b>	union nut SS		
<b>For models:</b>	AH1200, AH1200DGT, AH1400, AL1200E, AL1400, AL1500E, AP1200, AU125-80, AU55-65, AU55-80, AU65-65, AU-H1400, GL1040, GL1240, LP125-80, LP55-65, LP55-80, LP65-65, LPC1500		


			
1			
<b>Part No.</b>	508227	<b>Ref. No.</b>	00003195
<b>description</b>	wash arm L 137mm nozzles 4		
<b>For models:</b>	AE35.21, AP35.21, AP35.21DA, AP38.25, AP38.25DA, EURO350, EURO380, EURO400		


			
1			
<b>Part No.</b>	508230	<b>Ref. No.</b>	00003198 00015233
<b>description</b>	wash arm L 157mm nozzles 4		
<b>For models:</b>	AE38.25, AE40.29, AP38.25, AP38.25DA, AP40.28, AP40.28DA, AP40.29, AP40.29DA, EURO400		










 <p>1</p>			
<b>Part No.</b>	508234	<b>Ref. No.</b>	00004001
<b>description</b>	wash arm L 190mm nozzles 5		
<b>For models:</b>	AE45.30, AP45.30, AP45.30DA, PASSPORT45.30		


 <p>1</p>			
<b>Part No.</b>	508237	<b>Ref. No.</b>	00004004 00012361
<b>description</b>	wash arm L 217mm nozzles 5 for glasses		
<b>For models:</b>	AE50.32, AE50.35, AH1000, AH1000Easy, AP50.32, AP50.32DA, AP50.35, AP50.35DA, AS50.35, AS50.35DA, AS50.35DGT, AS50.35DGTDA, EURO500, PASSPORT50.32		

 <p>1</p>			
<b>Part No.</b>	508238	<b>Ref. No.</b>	00004005
<b>description</b>	wash arm L 217mm nozzles 5 for plate		
<b>For models:</b>	AE1000, AE1200, AE50.32, AP50.32, AP50.32DA, AP50.35, AP50.35DA, EURO500, PASSPORT50.32		

 <p>1</p>			
<b>Part No.</b>	508401	<b>Ref. No.</b>	00012360 00015234
<b>description</b>	wash arm mounting pos. left/right L 193mm nozzles 5 ø 25mm		
<b>For models:</b>	AE45.30		

 <p>1</p>			
<b>Part No.</b>	508082	<b>Ref. No.</b>	00001954
<b>description</b>	wash arm boss		
<b>For models:</b>	AC20, AC25, AE1000, AE1200, AE35.21, AE38.25, AE40.29, AE40.30, AE45.30, AE50.32, AE50.35, AH1000, AH1000Easy, ALISEO40.28E, ALISEO422, ALISEO428, ALISEO45.32E, AP35.21, AP35.21DA, AP38.25, AP38.25DA, AP40.28, AP40.28DA, AP40.29, AP40.29DA, AP40.31, AP40.31DA, AP45.30, AP45.30DA, AP50.32, AP50.32DA, AP50.35, AP50.35DA, AS40.31, AS40.31DA, AS40.31DGT, AS40.31DGT-DA, AS50.35, AS50.35DA, AS50.35DGT, AS50.35DGT-DA, AW4028, COMPACT20, EURO350, EURO380, EURO400, EURO500, PASSPORT45.30, PASSPORT50.32		

 <p>1</p>			
<b>Part No.</b>	508075	<b>Ref. No.</b>	00001795
<b>description</b>	rinse arm H 380mm L 225mm nozzles 9 ø 16mm		
<b>For models:</b>	GEMINI-CR, MINIBAR-CR, PROGRAM25CR		
<b>spare parts for</b>	508075		
	<b>Part No.</b>	508051	<b>Ref. No.</b>
			00001183 1183
	<b>Part No.</b>	508052	<b>Ref. No.</b>
			00001184 1184
	<b>Part No.</b>	508056	<b>Ref. No.</b>
			00001223 1223
	<b>Part No.</b>	508062	<b>Ref. No.</b>
			00004359 00005308 00017155 1669 4359
	<b>Part No.</b>	530293	<b>Ref. No.</b>
			00001826 1826

 <p>1</p>			
<b>Part No.</b>	508086	<b>Ref. No.</b>	00002092
<b>description</b>	rinse arm L 480mm nozzles 6 mounting ø 12mm mounting pos. upper/lower		
<b>For models:</b>	GL500CF, GL700CF		





<b>Part No.</b>	508111	<b>Ref. No.</b>	00002402
-----------------	--------	-----------------	----------

<b>description</b>	wash arm H 360mm L 340mm nozzles 6
--------------------	------------------------------------

<b>For models:</b>	GEMINI-CR, PROGRAM25CR
--------------------	------------------------

<b>spare parts for</b>	508111
------------------------	--------



<b>Part No.</b>	508079	<b>Ref. No.</b>	00001832 1832
-----------------	--------	-----------------	------------------

<b>description</b>	wash jet
--------------------	----------



<b>Part No.</b>	508098	<b>Ref. No.</b>	—
-----------------	--------	-----------------	---

<b>description</b>	O-ring EPDM thickness 1.78mm ID ø 20.35mm Qty 1 pcs
--------------------	---



<b>Part No.</b>	508056	<b>Ref. No.</b>	00001223
-----------------	--------	-----------------	----------

<b>description</b>	end cap for rinse arm
--------------------	-----------------------

<b>For models:</b>	GEMINI-CR, GL500CF, GL500CR, GL700CF, GL700CR, MINIBAR, MINIBAR-CR, PROGRAM25CR
--------------------	---



<b>Part No.</b>	508063	<b>Ref. No.</b>	00001692
-----------------	--------	-----------------	----------

<b>description</b>	end cap for wash arm
--------------------	----------------------

<b>For models:</b>	GEMINI-CR, MINIBAR, MINIBAR-CR, PROGRAM25CR, SELF400
--------------------	--



<b>Part No.</b>	508361	<b>Ref. No.</b>	00000125
-----------------	--------	-----------------	----------

<b>description</b>	nut for rinse arm
--------------------	-------------------

<b>For models:</b>	AC20, AC25, COMPACT20, GEMINICF, GEMINI-CF, GEMINI-CR, MINIBAR, MINIBAR-CF, MINIBAR-CR, PROGRAM25CF, PROGRAM25CR
--------------------	--



<b>Part No.</b>	530293	<b>Ref. No.</b>	00001826
-----------------	--------	-----------------	----------

<b>description</b>	O-ring EPDM thickness 1.78mm ID ø 8.73mm Qty 1 pcs
--------------------	--

<b>For models:</b>	GEMINI-CR, GL500CF, GL500CR, GL700CF, GL700CR, MINIBAR, MINIBAR-CR, PROGRAM25CR
--------------------	---



<b>Part No.</b>	508062	<b>Ref. No.</b>	00004359 00005308 00017155 1669
-----------------	--------	-----------------	--

<b>description</b>	rinse jet
--------------------	-----------

<b>For models:</b>	AC20, AC25, AC26, AE1000, AE1200, AE35.21, AE38.25, AE40.29, AE40.30, AE45.30, AE50.32, AE50.35, AH1000, AH1000Easy, AH1100, AH1100DGT, AH1200, AH1200DGT, AH1400, AL1200E, AL1400, AL1500E, AL40.28, AL40.28E, AL40.28EM, AL45.32, AL45.32E, AL45.32EM, AL50.34, AL50.34E, AL50.34EM, AL50.40, AL50.40E, AL50.40EM, AL50.45, AL55.45E, AL55.45EM, AL55.45EM-P, AL55.45E-P, ALISEO40.28E, ALISEO422, ALISEO428, ALISEO45.32E, AP1000, AP1200, AP35.21, AP35.21DA, AP38.25, AP38.25DA, AP40.28...(Other models you can see in the webshop)
--------------------	---



<b>Part No.</b>	508051	<b>Ref. No.</b>	00001183
-----------------	--------	-----------------	----------

<b>description</b>	sealing ring
--------------------	--------------

<b>For models:</b>	AC20, AC25, AC26, AL50.45, AL55.45E, AL55.45E-P, AP55.40, AP55.40DA, AS50.40, AS50.40DA, AS50.40DGT, AS50.40DGT-DA, AU55-65, AU55-80, AU65-65, AU-L55.45, AU-P55.40, AU-S55.40, AU-S55.40DGT, COMPACT20, GEMINICF, GEMINI-CF, GEMINI-CR, GL1040, GL1240, GL500CF, GL500CR, GL700CF, GL700CR, LP55-65, LP55-80, LP65-65, MINIBAR, MINIBAR-CF, MINIBAR-CR, PASSPORT50.40, PROGRAM25CF, PROGRAM25CR, SELF400
--------------------	---



<b>Part No.</b>	508052	<b>Ref. No.</b>	00001184
-----------------	--------	-----------------	----------

<b>description</b>	union nut
--------------------	-----------

<b>For models:</b>	AC20, AC25, AC26, AL50.45, AL55.45E, AL55.45E-P, AP55.40, AP55.40DA, AS50.40, AS50.40DA, AS50.40DGT, AS50.40DGT-DA, AU55-65, AU55-80, AU65-65, AU-L55.45, AU-P55.40, AU-S55.40, AU-S55.40DGT, COMPACT20, GEMINICF, GEMINI-CF, GEMINI-CR, GL1040, GL1240, GL500CF, GL500CR, GL700CF, GL700CR, LP55-65, LP55-80, LP65-65, MINIBAR, MINIBAR-CF, MINIBAR-CR, PASSPORT50.40, PROGRAM25CF, PROGRAM25CR, SELF400
--------------------	---



<b>Part No.</b>	508079	<b>Ref. No.</b>	00001832
-----------------	--------	-----------------	----------

<b>description</b>	wash jet
--------------------	----------

<b>For models:</b>	GEMINI-CR, MINIBAR, MINIBAR-CR, PROGRAM25CR
--------------------	---

1


<b>Part No.</b>		<b>Ref. No.</b>	00002084
-----------------	--	-----------------	----------


<b>description</b>	wash arm
--------------------	----------


<b>For models:</b>	GL500CF, GL700CF
--------------------	------------------





1			
<b>Part No.</b>		<b>Ref. No.</b>	00208410
<b>description</b>	wash arm		
<b>For models:</b>	GL500CF, GL700CF		


1 			
<b>Part No.</b>	508013	<b>Ref. No.</b>	00000111
<b>description</b>	swirl hole $\varnothing$ 2.5mm H 4.5mm $\varnothing$ 14mm 4mm		
<b>For models:</b>	GL500CF, GL700CF		


1 			
<b>Part No.</b>	508033	<b>Ref. No.</b>	00000213
<b>description</b>	swirl hole $\varnothing$ 3.5mm H 7mm $\varnothing$ 22mm 6.5mm		
<b>For models:</b>	GL500CF, GL500CR, GL700CF, GL700CR		


1 			
<b>Part No.</b>	508053	<b>Ref. No.</b>	00001186
<b>description</b>	union nut		


miscellaneous			
1 			
<b>Part No.</b>	524980	<b>Ref. No.</b>	00008691
<b>description</b>	end cap for wash arm $\varnothing$ 47mm H 29mm		
<b>For models:</b>	AU125-80, LP125-80, TR1200, TR1650, TR2000, TR2500, TR3000, TR3500, TRC250, TRR2500		


1 			
<b>Part No.</b>	508036	<b>Ref. No.</b>	00000241
<b>description</b>	rinse jet		
<b>For models:</b>	GL500CF, GL500CR, GL700CF, GL700CR, LP125-80		


1 			
<b>Part No.</b>	508037	<b>Ref. No.</b>	00000242
<b>description</b>	swirl H 20mm $\varnothing$ 9mm H1 1.5mm		
<b>For models:</b>	GL500CF, GL500CR, GL700CF, GL700CR		

wash arm supports			
1 			
<b>Part No.</b>	508157	<b>Ref. No.</b>	00002709
<b>description</b>	pillar for wash arm support		
<b>For models:</b>	GL1040, GL1240		

1 			
<b>Part No.</b>	508158	<b>Ref. No.</b>	00002710
<b>description</b>	pillar for wash arm support		
<b>For models:</b>	AU125-80, AU55-65, AU55-80, AU65-65, GL1040, GL1240, LP125-80, LP55-65, LP55-80, LP65-65		

1 			
<b>Part No.</b>	508184	<b>Ref. No.</b>	00010236
<b>description</b>	pillar for wash arm support		
<b>For models:</b>	GL1040, GL1240		

1 			
<b>Part No.</b>	508251	<b>Ref. No.</b>	00004217 00009938
<b>description</b>	pillar for wash arm support mounting pos. lower		
<b>For models:</b>	AE1000, AE1200, AH1000, AH1000Easy, AH1100, AH1100DGT, AL50.45, AL55.45E, AL55.45EM, AL55.45EM-P, AL55.45E-P, AP1000, AU-L55.45, GL7.40E, GL7.40EM, GL8.50E, GL8.50EM		

1 			
<b>Part No.</b>	508258	<b>Ref. No.</b>	00004672 3170
<b>description</b>	pillar for wash arm support mounting pos. lower		
<b>For models:</b>	AE35.21, AE38.25, AE40.29, AE40.30, AP35.21, AP35.21DA, AP38.25, AP38.25DA, AP40.28, AP40.28DA, AP40.29, AP40.29DA, EURO350, EURO380, EURO400		



<b>Part No.</b>	508259	<b>Ref. No.</b>	00004673
<b>description</b>	pillar for wash arm support mounting pos. lower		
<b>For models:</b>	AE45.30, AP45.30, AP45.30DA, PASSPORT45.30		



<b>Part No.</b>	508260	<b>Ref. No.</b>	00004674
<b>description</b>	pillar for wash arm support mounting pos. lower		
<b>For models:</b>	AE50.32, AE50.35, AP50.32, AP50.32DA, AP50.35, AP50.35DA, AS50.35, AS50.35DA, AS50.35DGT, AS50.35DGT-DA, EURO500, PASSPORT50.32		



<b>Part No.</b>	508317	<b>Ref. No.</b>	00006392 00009936
<b>description</b>	pillar for wash arm support mounting pos. lower		
<b>For models:</b>	AL50.34, AL50.34E, AL50.34EM, AL50.40, AL50.40E, AL50.40EM		



<b>Part No.</b>	508208	<b>Ref. No.</b>	00002993 00009937
<b>description</b>	pillar for wash arm support mounting pos. lower edition since 2006		
<b>For models:</b>	AP55.40, AP55.40DA, AS50.40, AS50.40DA, AS50.40DGT, AS50.40DGTDA, AU-P55.40, AU-S55.40, AU-S55.40DGT, GL5.34, GL7.38, PASSPORT50.32, PASSPORT50.40		



<b>Part No.</b>	508285	<b>Ref. No.</b>	00004920 00009939
<b>description</b>	pillar for wash arm support mounting pos. lower edition since 2006		
<b>For models:</b>	AE1000, AP1000		



<b>Part No.</b>	508287	<b>Ref. No.</b>	00004925 00009940 00011301
<b>description</b>	pillar for wash arm support mounting pos. upper		
<b>For models:</b>	AE1000, AE1200, AH1000, AH1000Easy, AH1100, AH1100DGT, AP1000		



<b>Part No.</b>	508048	<b>Ref. No.</b>	00001171
<b>description</b>	rinse arm support mounting pos. upper		
<b>For models:</b>	AC20, AC25, COMPACT20, GEMINICF, GEMINI-CF, MINIBAR-CF, PROGRAM25CF		



<b>Part No.</b>	508120	<b>Ref. No.</b>	00002482
<b>description</b>	rinse arm support mounting pos. upper		
<b>For models:</b>	AL40.28E, AL40.28EM, AL45.32E, AL45.32EM, AL50.34E, AL50.34EM, AL50.40E, AL50.40EM, AL55.45E, AL55.45EM, AL55.45EM-P, AL55.45E-P, ALISEO40.28E, ALISEO422, ALISEO428, ALISEO45.32E, AP38.25, AP38.25DA, AP40.28, AP40.28DA, AP45.30, AP45.30DA, AP50.32, AP50.32DA, AP50.35, AP50.35DA, AP55.40, AP55.40DA, AW4028, EURO500, GL1040, GL1240, GL4.32E, GL4.32EM, GL5.34, GL5.34E, GL7.38, GL7.40E, GL7.40EM, GL8.50E, GL8.50EM, PASSPORT45.30, PASSPORT50.32, PASSPORT50.40, PROJECT28, PROJECT28E, PROJECT28EM, SELF4.32, SELF400		





<b>Part No.</b>	508183	<b>Ref. No.</b>	00002797
<b>description</b>	rinse arm support mounting pos. upper		
<b>For models:</b>	AE35.21, AE38.25, AE40.29, AP35.21, AP35.21DA, EURO350, EURO380, EURO400, LP125-80, LP55-65, LP55-80, LP65-65, MASTER21, PROGRAM25CF, TR1200		






<b>Part No.</b>	508055	<b>Ref. No.</b>	00001193
<b>description</b>	wash arm support		
<b>For models:</b>	GL500CF, GL700CF		





			
1			
<b>Part No.</b>	508076	<b>Ref. No.</b>	00001796
<b>description</b>	wash arm support		
<b>For models:</b>	GEMINI-CR, MINIBAR, PROGRAM25CR		


			
1			
<b>Part No.</b>	508064	<b>Ref. No.</b>	00001695
<b>description</b>	wash arm support ID ø 40mm hose ø 30mm		
<b>For models:</b>	AC20, AC25, AC26, ALISEO422, ALISEO428, AP35.21, AP35.21DA, COMPACT20, EURO350, EURO380, EURO400, GEMINICF, GEMINI-CF, GEMINI-CR, MASTER21, MINIBAR, MINIBAR-CF, MINIBAR-CR, PROGRAM25CF, PROGRAM25CR		


										
1										
<b>Part No.</b>	508094	<b>Ref. No.</b>	00002149							
<b>description</b>	wash arm support mounting pos. lower									
<b>For models:</b>	AE1000, AE1200, AE45.30, AE50.32, AE50.35, AH1000, AH1000Easy, AH1100, AH1100DGT, AL40.28, AL40.28E, AL40.28EM, AL45.32, AL45.32E, AL45.32EM, AL50.34, AL50.34E, AL50.34EM, AL50.40, AL50.40E, AL50.40EM, AL50.45, AL55.45E, AL55.45EM, AL55.45EM-P, AL55.45E-P, ALISEO40.28E, ALISEO422, ALISEO428, ALISEO45.32E, AP1000, AP38.25, AP38.25DA, AP40.28, AP40.28DA, AP40.29, AP40.29DA, AP40.31, AP40.31DA, AP45.30, AP45.30DA, AP50.32, AP50.32DA, AP50.35, AP50.35DA, AP55.40, AP55.40DA, AS40.31, AS40.31DA, AS40.31DGT...(Other models you can see in the webshop)									
<b>accessories for</b>	508094									
		<table border="1"> <tr> <td><b>Part No.</b></td> <td>508061</td> <td><b>Ref. No.</b></td> <td>00001633</td> </tr> <tr> <td><b>description</b></td> <td colspan="3">O-ring EPDM thickness 3.53mm ID ø 42.86mm Qty 1 pcs</td> </tr> </table>	<b>Part No.</b>	508061	<b>Ref. No.</b>	00001633	<b>description</b>	O-ring EPDM thickness 3.53mm ID ø 42.86mm Qty 1 pcs		
<b>Part No.</b>	508061	<b>Ref. No.</b>	00001633							
<b>description</b>	O-ring EPDM thickness 3.53mm ID ø 42.86mm Qty 1 pcs									

			
1			
<b>Part No.</b>	508428	<b>Ref. No.</b>	00010786
<b>description</b>	wash arm support mounting pos. lower		
<b>For models:</b>	AE35.21, AE38.25, AE40.29, AE40.30, AP35.21, AP35.21DA, AP38.25, AP38.25DA		


			
1			
<b>Part No.</b>	508095	<b>Ref. No.</b>	00002150
<b>description</b>	wash arm support mounting pos. upper		
<b>For models:</b>	AL40.28E, AL40.28EM, AL45.32E, AL45.32EM, AL50.34E, AL50.34EM, AL50.40E, AL50.40EM, AL55.45E, AL55.45EM, AL55.45EM-P, AL55.45E-P, ALISEO40.28E, ALISEO422, ALISEO428, ALISEO45.32E, AP1000, AP38.25, AP38.25DA, AP40.28, AP40.28DA, AP45.30, AP45.30DA, AP50.32, AP50.32DA, AP50.35, AP50.35DA, AP55.40, AP55.40DA, AW4028, EURO500, GL4.32E, GL4.32EM, GL5.34, GL5.34E, GL7.38, GL7.40E, GL7.40EM, GL8.50E, GL8.50EM, PASSPORT45.30, PASSPORT50.32, PASSPORT50.40, PROJECT28, PROJECT28E, PROJECT28EM, SELF4.32, SELF400		


			
1			
<b>Part No.</b>	508410	<b>Ref. No.</b>	00003515
<b>description</b>	wash arm support mounting pos. upper		
<b>For models:</b>	AE35.21, AE38.25, AE40.29, AE45.30, AE50.32, AE50.35, AL40.28, AL40.28E, AL40.28EM, AL45.32, AL45.32E, AL45.32EM, AL50.34, AL50.34E, AL50.34EM, AL50.40, AL50.40E, AL50.40EM, AL50.45, AL55.45E, AL55.45EM, AL55.45EM-P, AL55.45E-P, ALISEO40.28E, ALISEO45.32E, AP1000, AP38.25, AP38.25DA, AP40.28, AP40.28DA, AP40.29, AP40.29DA, AP40.31, AP40.31DA, AP45.30, AP45.30DA, AP50.32, AP50.32DA, AP50.35, AP50.35DA, AP55.40, AP55.40DA, AS40.31, AS40.31DA, AS40.31DGT, AS40.31DGT-DA, AS50.35, AS50.35DA, AS50.35DGT, AS50.35DGT-DA...(Other models you can see in the webshop)		


			
1			
<b>Part No.</b>	505073	<b>Ref. No.</b>	00000025
<b>description</b>	O-ring EPDM thickness 2.62mm ID ø 20.63mm Qty 1 pcs		
<b>For models:</b>	AC26, AE1000, AE1200, AE35.21, AE38.25, AE40.29, AE40.30, AE45.30, AE50.32, AE50.35, AH1000, AH1000Easy, AH1100, AH1100DGT, AH1200, AH1200DGT, AH1400, AL1200E, AL1400, AL1500E, AL40.28, AL40.28E, AL40.28EM, AL45.32, AL45.32E, AL45.32EM, AL50.34, AL50.34E, AL50.34EM, AL50.40, AL50.40E, AL50.40EM, AL50.45, AL55.45E, AL55.45EM, AL55.45EM-P, AL55.45E-P, ALISEO40.28E, ALISEO422, ALISEO428, ALISEO45.32E, AP1000, AP1200, AP35.21, AP35.21DA, AP38.25, AP38.25DA, AP40.28, AP40.28DA, AP40.29...(Other models you can see in the webshop)		


			
1			
<b>Part No.</b>	508061	<b>Ref. No.</b>	00001633
<b>description</b>	O-ring EPDM thickness 3.53mm ID ø 42.86mm Qty 1 pcs		
<b>For models:</b>	AC20, AC25, AC26, AE1000, AE1200, AE35.21, AE38.25, AE40.29, AE40.30, AE45.30, AE50.32, AE50.35, AH1000, AH1000Easy, AH1100, AH1100DGT, AH1200, AH1200DGT, AL40.28, AL40.28E, AL40.28EM, AL45.32, AL45.32E, AL45.32EM, AL50.34, AL50.34E, AL50.34EM, AL50.40, AL50.40E, AL50.40EM, AL50.45, AL55.45E, AL55.45EM, AL55.45EM-P, AL55.45E-P, ALISEO40.28E, ALISEO422, ALISEO428, ALISEO45.32E, AP1000, AP35.21, AP35.21DA, AP38.25, AP38.25DA, AP40.28, AP40.28DA, AP40.29, AP40.29DA, AP40.31, AP40.31DA, AP45.30, AP45.30DA...(Other models you can see in the webshop)		





			
1			
<b>Part No.</b>	510408	<b>Ref. No.</b>	00002662
<b>description</b>	O-ring EPDM thickness 5.34mm ID ø 47mm Qty 1 pcs		
<b>For models:</b>	GL1040, GL1240		


			
1			
<b>Part No.</b>	508303	<b>Ref. No.</b>	00005113
<b>description</b>	wash arm bearing		
<b>For models:</b>	ALISEO40.28E, ALISEO422, ALISEO428, ALISEO45.32E, AW4028		


			
1			
<b>Part No.</b>	529460	<b>Ref. No.</b>	2713
<b>description</b>	O-ring EPDM thickness 5.34mm ID ø 59.69mm Qty 1 pcs		


			
1			
<b>Part No.</b>	508304	<b>Ref. No.</b>	00005114
<b>description</b>	wash arm bearing		
<b>For models:</b>	ALISEO422, ALISEO428		


			
1			
<b>Part No.</b>	508109	<b>Ref. No.</b>	00002374
<b>description</b>	O-ring EPDM thickness 5.34mm ID ø 69.22mm Qty 1 pcs		
<b>For models:</b>	AE1000, AE45.30, AE50.32, AE50.35, AL40.28, AL40.28E, AL40.28EM, AL45.32, AL45.32E, AL45.32EM, AP1000, AP45.30, AP45.30DA, AP50.32, AP50.32DA, AP50.35, AP50.35DA, AP55.40, AP55.40DA, AS50.35, AS50.35DA, AS50.35DGT, AS50.35DGT-DA, AS50.40, AS50.40DA, AS50.40DGT, AS50.40DGT-DA, AU-P55.40, AU-S55.40, AUS55.40DGT, EURO500, GL1040, GL1240, GL4.32E, GL4.32EM, GL5.34, GL5.34E, GL500CF, GL500CR, GL7.38, GL7.40E, GL7.40EM, GL700CF, GL700CR, GL8.50E, GL8.50EM, LP55-65, LP65-65, PASSPORT45.30, PASSPORT50.32...(Other models you can see in the webshop)		

			
1			
<b>Part No.</b>	508162	<b>Ref. No.</b>	00002718
<b>description</b>	disc		
<b>For models:</b>	AL40.28E, AL40.28EM, AL45.32E, AL45.32EM, AL50.34E, AL55.45E-P, GL4.32E, GL4.32EM, GL5.34, GL5.34E, GL7.38, GL7.40E, GL7.40EM, GL8.50E, GL8.50EM, PASSPORT50.32, PASSPORT50.40, PROJECT28, PROJECT28E, PROJECT28EM, SELF4.32		


			
1			
<b>Part No.</b>	508089	<b>Ref. No.</b>	00002130
<b>description</b>	sealing ring PTFE ED ø 68mm ID ø 55mm thickness 2mm Qty 1 pcs		
<b>For models:</b>	AH1200, AH1200DGT, AH1400, AL1200E, AL1400, AL1500E, AP1200, AU125-80, AU55-65, AU55-80, AU65-65, AU-H1400, GL1040, GL1240, GL500CF, GL700CF, LP125-80, LP55-65, LP55-80, LP65-65, LPC1500		


			
1			
<b>Part No.</b>	508257	<b>Ref. No.</b>	00004671
<b>description</b>	disc		
<b>For models:</b>	AC20, AC25, AC26, AE1000, AE1200, AE35.21, AE38.25, AE40.29, AE40.30, AE45.30, AE50.32, AE50.35, AH1000, AH1000Easy, AH1100, AH1100DGT, AL40.28, AL45.32, AL50.34, AL50.34E, AL50.34EM, AL50.40, AL50.40E, AL50.40EM, AL50.45, AL55.45E, AL55.45EM, AL55.45EM-P, AL55.45E-P, ALISEO422, ALISEO428, AP1000, AP35.21, AP35.21DA, AP38.25, AP38.25DA, AP40.28, AP40.28DA, AP40.29, AP40.29DA, AP40.31, AP40.31DA, AP45.30, AP45.30DA, AP50.32, AP50.32DA, AP50.35, AP50.35DA, AP55.40, AP55.40DA...(Other models you can see in the webshop)		


			
1			
<b>Part No.</b>	508178	<b>Ref. No.</b>	00002763 00012208+00004671 12208+4671
<b>description</b>	wash arm bearing		
<b>For models:</b>	AE45.30, AE50.32, AL40.28E, AL40.28EM, AL45.32E, AL45.32EM, AL50.34E, AL50.34EM, AL50.40E, AL50.40EM, AL55.45E, AL55.45EM, AL55.45EM-P, AL55.45E-P, AP38.25, AP38.25DA, AP40.28, AP40.28DA, AP40.29, AP40.29DA, AP45.30, AP45.30DA, AP50.32, AP50.32DA, AP50.35, AP50.35DA, AP55.40, AP55.40DA, COMPACT20, EURO500, GEMINICF, GEMINI-CF, GL4.32E, GL4.32EM, GL5.34, GL5.34E, GL7.38, GL7.40E, GL7.40EM, GL8.50E, GL8.50EM, MASTER21, MINIBAR-CF, PASSPORT45.30, PASSPORT50.32, PASSPORT50.40, PROGRAM25CF, PROJECT28, PROJECT28E, PROJECT28EM...(Other models you can see in the webshop)		


			
1			
<b>Part No.</b>	508142	<b>Ref. No.</b>	00002593
<b>description</b>	flange		
<b>For models:</b>	GL1040, GL1240, LP55-65, LP65-65		






 <p>1</p>			
<b>Part No.</b>	508049	<b>Ref. No.</b>	00001173
<b>description</b>	flat gasket PTFE ED ø 16mm ID ø 10mm thickness 2mm Qty 1 pcs		
<b>For models:</b>	AC20, AC26, AE1000, AE1200, AE35.21, AE38.25, AE40.29, AE40.30, AE45.30, AE50.32, AE50.35, AH1000, AH1000Easy, AH1100, AH1100DGT, AL40.28, ALISEO40.28E, ALISEO422, ALISEO428, ALISEO45.32E, AP1000, AP35.21, AP35.21DA, AP38.25, AP38.25DA, AP40.28, AP40.28DA, AP40.29, AP40.29DA, AP40.31, AP40.31DA, AP45.30, AP45.30DA, AP50.32, AP50.32DA, AP50.35, AP50.35DA, AP55.40, AP55.40DA, AS40.31, AS40.31DA, AS40.31DGT, AS40.31DGT-DA, AS50.35, AS50.35DA, AS50.35DGT, AS50.35DGT-DA, AS50.40, AS50.40DA, AS50.40DGT...(Other models you can see in the webshop)		


 <p>2</p>			
<b>Part No.</b>	508118	<b>Ref. No.</b>	00002480
<b>description</b>	formed hose dishwasher straight		
<b>For models:</b>	AE35.21, AE38.25, AE40.29, AE40.30, AE45.30, AL40.28, AL40.28E, AL40.28EM, AL45.32, AL45.32E, AL45.32EM, ALISEO40.28E, ALISEO422, ALISEO428, ALISEO45.32E, AP35.21, AP35.21DA, AP38.25, AP38.25DA, AP40.28, AP40.28DA, AP40.29, AP40.29DA, AP40.31DA, AP45.30, AP45.30DA, AS40.31DA, AS40.31DGT-DA, AW4028, GL4.32E, GL4.32EM, PASSPORT45.30, PROJECT28, PROJECT28E, PROJECT28EM, SELF4.32, SELF400		


 <p>1</p>			
<b>Part No.</b>	508179	<b>Ref. No.</b>	00002788
<b>description</b>	hose connector		
<b>For models:</b>	AC26, AH1400, AL1400, AP35.21, AP35.21DA, AU55-65, AU55-80, AU65-65, AU-H1400, EURO350, EURO380, EURO400, MASTER21, PROGRAM25CF		

 <p>1</p>			
<b>Part No.</b>	508180	<b>Ref. No.</b>	00002789
<b>description</b>	hose connector		
<b>For models:</b>	AE45.30, AE50.32, AL40.28E, AL40.28EM, AL45.32E, AL45.32EM, AL50.34E, AL50.34EM, AL50.40E, AL50.40EM, AL55.45E, AL55.45EM, AL55.45EM-P, AL55.45E-P, ALISEO40.28E, ALISEO422, ALISEO428, ALISEO45.32E, AP1000, AP38.25, AP38.25DA, AP40.28, AP40.28DA, AP45.30, AP45.30DA, AP50.32, AP50.32DA, AP50.35, AP50.35DA, AP55.40, AP55.40DA, EURO500, GL4.32E, GL4.32EM, GL5.34, GL5.34E, GL7.38, GL7.40E, GL7.40EM, GL8.50E, GL8.50EM, PASSPORT45.30, PASSPORT50.32, PASSPORT50.40, PROJECT28, PROJECT28E, PROJECT28EM, SELF4.32		


 <p>1</p>			
<b>Part No.</b>	508199	<b>Ref. No.</b>	00002921
<b>description</b>	hose connector		
<b>For models:</b>	AH1200, AH1200DGT, AH1400, AL1200E, AL1400, AL1500E, AP1200, AU-H1400, GL1040, GL1240, LP55-65, LP65-65, LPC1500		


 <p>1</p>							
<b>Part No.</b>	508394	<b>Ref. No.</b>	00010620				
<b>description</b>	hose connector ø 12mm						
<b>For models:</b>	AE1000, AE1200, AE45.30, AE50.32, AL40.28E, AL45.32E, AL50.34E, AL50.40E, AL55.45E, AL55.45E-P, ALISEO40.28E, ALISEO45.32E, AP1000, AP38.25, AP38.25DA, AP40.29, AP40.29DA, AP45.30, AP45.30DA, AP50.32, AP50.32DA, AP50.35, AP50.35DA, AP55.40, AP55.40DA						
<b>accessories for</b>	508394						
	 <p>1</p>	<table border="1"> <tr> <td><b>Part No.</b></td> <td>505073</td> <td><b>Ref. No.</b></td> <td>00000025 25</td> </tr> </table>	<b>Part No.</b>	505073	<b>Ref. No.</b>	00000025 25	<p>O-ring EPDM thickness 2.62mm ID ø 20.63mm Qty 1 pcs</p>
<b>Part No.</b>	505073	<b>Ref. No.</b>	00000025 25				


 <p>1</p>			
<b>Part No.</b>	508405	<b>Ref. No.</b>	00010750
<b>description</b>	hose connector thread M12x1		
<b>For models:</b>	AC20, AC25, AC26, AE35.21, AE38.25, AE40.29, AE40.30, AP35.21, AP35.21DA, AP38.25, AP38.25DA, AU125-80, AU55-65, AU55-80, AU65-65, LP125-80, LP55-65, LP55-80, LP65-65, PROGRAM25CF		


 <p>1</p>			
<b>Part No.</b>	528223	<b>Ref. No.</b>	00000123
<b>description</b>	O-ring EPDM thickness 2.62mm ID ø 11.91mm Qty 1 pcs		
<b>For models:</b>	AC20, AC25, AC26, AE1000, AE1200, AH1000, AH1000Easy, AH1100, AH1100DGT, AH1200, AH1200DGT, AH1400, AL1200E, AL1400, AL1500E, AL40.28, AL40.28E, AL40.28EM, AL45.32, AL45.32E, AL45.32EM, AL50.34, AL50.34E, AL50.34EM, AL50.40, AL50.40E, AL50.40EM, AL50.45, AL55.45E, AL55.45EM, AL55.45EM-P, AL55.45E-P, ALISEO40.28E, ALISEO422, ALISEO428, ALISEO45.32E, AP1000, AP1200, AP35.21, AP35.21DA, AP38.25, AP38.25DA, AP40.28, AP40.28DA, AP40.29, AP40.29DA, AP40.31, AP40.31DA, AP45.30, AP45.30DA...(Other models you can see in the webshop)		





			
1			
<b>Part No.</b>	508008	<b>Ref. No.</b>	00000093
<b>description</b>	O-ring EPDM thickness 2.62mm ID ø 15.88mm Qty 1 pcs		
<b>For models:</b>	AC20, AC25, AC26, AE1000, AE1200, AE35.21, AE38.25, AE40.29, AE40.30, AE45.30, AE50.32, AE50.35, AH1000, AH1000Easy, AH1100, AH1100DGT, AH1200, AH1200DGT, AH1400, AL1200E, AL1400, AL1500E, AL40.28, AL40.28E, AL40.28EM, AL45.32, AL45.32E, AL45.32EM, AL50.34, AL50.34E, AL50.34EM, AL50.40, AL50.40E, AL50.40EM, AL50.45, AL55.45E, AL55.45EM, AL55.45EM-P, AL55.45E-P, ALISEO40.28E, ALISEO422, ALISEO428, ALISEO45.32E, AP1000, AP1200, AP35.21, AP35.21DA, AP38.25, AP38.25DA, AP40.28...(Other models you can see in the webshop)		

			
2			
<b>Part No.</b>	508164	<b>Ref. No.</b>	00002730
<b>description</b>	pipe SS		
<b>For models:</b>	GL1040, GL1240, LP55-65, LP65-65		


			
1			
<b>Part No.</b>	508278	<b>Ref. No.</b>	00004760
<b>description</b>	reducer D1 ø 18mm D2 ø 30mm		
<b>For models:</b>	ALISEO422, ALISEO428		

			
1			
<b>Part No.</b>	508077	<b>Ref. No.</b>	00001797
<b>description</b>	screw for wash arm support SS		
<b>For models:</b>	GEMINI-CR, MINIBAR, MINIBAR-CR, PROGRAM25CR		


			
1			
<b>Part No.</b>	508106	<b>Ref. No.</b>	00002294
<b>description</b>	screw connection for rinse arm shaft		
<b>For models:</b>	COMPACT20, GEMINICF, GEMINI-CF, MINIBAR-CF, PROGRAM25CF		


			
1			
<b>Part No.</b>	508143	<b>Ref. No.</b>	00002594
<b>description</b>	shim		
<b>For models:</b>	AL1200E, AL1500E, GL1040, GL1240		


			
1			
<b>Part No.</b>	508167	<b>Ref. No.</b>	00002733
<b>description</b>	spacer piece		
<b>For models:</b>	AE45.30, AE50.32, AL40.28E, AL40.28EM, AL45.32E, AL45.32EM, AL50.34E, AL50.34EM, AL50.40E, AL50.40EM, AL55.45E, AL55.45EM, AL55.45EM-P, AL55.45E-P, ALISEO40.28E, ALISEO45.32E, AP38.25, AP38.25DA, AP40.28, AP40.28DA, AP40.29, AP40.29DA, AP45.30, AP45.30DA, AP50.32, AP50.32DA, AP50.35, AP50.35DA, AP55.40, AP55.40DA, AW4028, COMPACT20, EURO500, GEMINICF, GEMINI-CF, GL4.32E, GL4.32EM, GL5.34, GL5.34E, GL7.38, GL7.40E, GL7.40EM, GL8.50E, GL8.50EM, MASTER21, MINIBAR-CF, PASSPORT45.30, PASSPORT50.32, PASSPORT50.40, PROGRAM25CF...(Other models you can see in the webshop)		


			
1			
<b>Part No.</b>	508197	<b>Ref. No.</b>	00002914
<b>description</b>	throttle disc		
<b>For models:</b>	AH1200, AH1200DGT, AH1400, AL1200E, AL1400, AL1500E, AP1200, AU125-80, AU55-65, AU55-80, AU65-65, AU-H1400, GL1040, GL1240, LP125-80, LP55-65, LP55-80, LP65-65, LPC1500		

## rinse arm shafts


			
1			
<b>Part No.</b>	508097	<b>Ref. No.</b>	00002154
<b>description</b>	extension for rinse arm shaft		
<b>For models:</b>	AE45.30, AP45.30, AP45.30DA, GL4.32E, GL4.32EM, PASSPORT45.30, PROJECT28, PROJECT28E, PROJECT28EM, SELF4.32, SELF400		


			
1			
<b>Part No.</b>	508156	<b>Ref. No.</b>	00002708
<b>description</b>	extension for rinse arm shaft		
<b>For models:</b>	GL1040, GL1240		


			
1			
<b>Part No.</b>	508206	<b>Ref. No.</b>	00002991
<b>description</b>	extension for rinse arm shaft		
<b>For models:</b>	AE50.32, AP50.32, AP50.32DA, AP50.35, AP50.35DA, AP55.40, AP55.40DA, EURO500, GL5.34, GL7.38, PASSPORT50.32, PASSPORT50.40		


			
1			
<b>Part No.</b>	508219	<b>Ref. No.</b>	00003155
<b>description</b>	extension for rinse arm shaft		
<b>For models:</b>	AP35.21, AP35.21DA, EURO350, EURO380, EURO400		





			
1			
<b>Part No.</b>	508220	<b>Ref. No.</b>	00003156
<b>description</b>	extension for rinse arm shaft		
<b>For models:</b>	AP38.25, AP38.25DA, AP40.28, AP40.28DA, AP40.29, AP40.29DA		


			
1			
<b>Part No.</b>	508252	<b>Ref. No.</b>	00004218
<b>description</b>	extension for rinse arm shaft		
<b>For models:</b>	AE1000, AE1200, AL55.45E, AL55.45EM, AL55.45EM-P, AL55.45E-P, AP1000, GL7.40E, GL7.40EM, GL8.50E, GL8.50EM		


			
1			
<b>Part No.</b>	508277	<b>Ref. No.</b>	00004756
<b>description</b>	extension for rinse arm shaft		
<b>For models:</b>	ALISE040.28E, ALISE0422, ALISE0428, ALISE045.32E		


			
1			
<b>Part No.</b>	508316	<b>Ref. No.</b>	00006391
<b>description</b>	extension for rinse arm shaft		
<b>For models:</b>	AL50.34E, AL50.34EM, AL50.40E, AL50.40EM		


			
1			
<b>Part No.</b>	508155	<b>Ref. No.</b>	00002707
<b>description</b>	extension for rinse arm shaft mounting pos. lower		
<b>For models:</b>	GL1040, GL1240		


			
1			
<b>Part No.</b>	508288	<b>Ref. No.</b>	00004926
<b>description</b>	extension mounting pos. lower for rinse arm shaft		
<b>For models:</b>	AE1000, AP1000		


			
1			
<b>Part No.</b>	508289	<b>Ref. No.</b>	00004927
<b>description</b>	extension mounting pos. upper for rinse arm shaft		
<b>For models:</b>	AE1000, AE1200, AH1000, AH1000Easy, AH1100, AH1100DGT, AP1000		


			
1			
<b>Part No.</b>	508066	<b>Ref. No.</b>	00001697
<b>description</b>	rinse arm shaft		
<b>For models:</b>	AC20, AC25, AC26, COMPACT20, GEMINICF, GEMINI-CF, MASTER21, MINIBAR-CF, PROGRAM25CF		

			
1			
<b>Part No.</b>	508113	<b>Ref. No.</b>	00002417
<b>description</b>	rinse arm shaft		
<b>For models:</b>	AH1200, AH1200DGT, AH1400, AL1200E, AL1400, AL1500E, AP1200, AU125-80, AU55-65, AU55-80, AU65-65, AU-H1400, GL1040, GL1240, LP125-80, LP55-65, LP55-80, LP65-65, LPC1500		

			
1			
<b>Part No.</b>	508141	<b>Ref. No.</b>	00002587
<b>description</b>	rinse arm shaft		
<b>For models:</b>	AH1200, AH1200DGT, AH1400, AL1200E, AL1400, AL1500E, AP1200, AU125-80, AU55-65, AU55-80, AU65-65, AU-H1400, GL1040, GL1240, LP125-80, LP55-65, LP55-80, LP65-65, LPC1500		

			
1			
<b>Part No.</b>	508302	<b>Ref. No.</b>	00005110
<b>description</b>	rinse arm shaft		
<b>For models:</b>	ALISE040.28E, ALISE0422, ALISE0428, ALISE045.32E, AW4028		

			
1			
<b>Part No.</b>	508096	<b>Ref. No.</b>	00002153
<b>description</b>	rinse arm shaft for wash arm mounting pos. upper/lower		
<b>For models:</b>	AE1000, AE1200, AE35.21, AE38.25, AE40.29, AE40.30, AE45.30, AE50.32, AE50.35, AH1000, AH1000Easy, AH1100, AH1100DGT, AL40.28, AL40.28E, AL40.28EM, AL45.32, AL45.32E, AL45.32EM, AL50.34, AL50.34E, AL50.34EM, AL50.40, AL50.40E, AL50.40EM, AL50.45, AL55.45E, AL55.45EM, AL55.45EM-P, AL55.45E-P, ALISE040.28E, ALISE045.32E, AP1000, AP35.21, AP35.21DA, AP38.25, AP38.25DA, AP40.28, AP40.28DA, AP40.29, AP40.29DA, AP40.31, AP40.31DA, AP45.30, AP45.30DA, AP50.32, AP50.32DA, AP50.35, AP50.35DA, AP55.40...(Other models you can see in the webshop)		

			
1			
<b>Part No.</b>	508181	<b>Ref. No.</b>	00002790
<b>description</b>	rinse arm shaft mounting pos. upper shaft ø 10mm ø 26mm H 35.5mm thread M12x1 thread L 8mm		
<b>For models:</b>	AE35.21, AE38.25, AE40.29, AP35.21, AP35.21DA, EURO350, EURO380, EURO400, MASTER21, PROGRAM25CF		





1

<b>Part No.</b>	508404	<b>Ref. No.</b>	00010749
<b>description</b>	rinse arm shaft mounting pos. upper shaft ø 10mm ø 26mm H 43.5mm thread M12x1 thread L 16mm		
<b>For models:</b>	AC26, AE35.21, AE38.25, AE40.29, AE40.30, AP35.21, AP35.21DA, AP38.25, AP38.25DA, PROGRAM25CF		

## wash pipes



1

<b>Part No.</b>	503173	<b>Ref. No.</b>	00015106 00171010
<b>description</b>	repair kit		
<b>For models:</b>	GEMINICF, GEMINI-CF		

## knobs

## producer-specific knobs

## ARISTARCO



1

<b>Part No.</b>	110004	<b>Ref. No.</b>	00002686
<b>description</b>	knob switch zero mark ø 38mm shaft ø 4x4mm black		
<b>For models:</b>	TA-2, TA-3		



1

<b>Part No.</b>	110285	<b>Ref. No.</b>	00000621 00003345
<b>description</b>	knob switch zero mark t.max.°C ø 40mm shaft ø 6x4.6mm shaft flat upper black		
<b>For models:</b>	FORNO2P, FORNO3P, FORNO4P, FORNO6P, ORION-1, ORION-1.5, ORION-2, ORION-G1, ORION-G1.5, ORION-G2, ORION-VTR1, ORION-VTR1.5, ORION-VTR2, TA-2, TA-3		



1

<b>Part No.</b>	110906	<b>Ref. No.</b>	00000374
<b>description</b>	knob without symbol t.max.°C ø 22mm shaft ø 6x4.6mm shaft flat universal black		
<b>For models:</b>	EMA80, EMALUX, GL500CF, GL500CR, GL700CF, GL700CR, SELF400		

## handles and hand wheels

## handle rails

## end caps



1

<b>Part No.</b>	508338	<b>Ref. No.</b>	00126010
<b>description</b>	end cap mounting pos. left		
<b>For models:</b>	AC20, AC25, AC26, ALISE0422, ALISE0428, COMPACT20, GEMINICF, GEMINI-CF, GEMINI-CR, GL4.32E, GL4.32EM, GL5.34, GL5.34E, GL500CF, GL500CR, GL7.38, GL7.40E, GL7.40EM, GL700CF, GL700CR, GL8.50E, GL8.50EM, MASTER21, MINIBAR, MINIBAR-CF, MINIBAR-CR, PASSPORT45.30, PASSPORT50.32, PROGRAM25CF, PROGRAM25CR, PROJECT28, PROJECT28E, PROJECT28EM, SELF4.32, SELF400		





1




<b>Part No.</b>	508339	<b>Ref. No.</b>	00126011
<b>description</b>	end cap mounting pos. right		
<b>For models:</b>	AC20, AC25, AC26, ALISE0422, ALISE0428, COMPACT20, GEMINICF, GEMINI-CF, GEMINI-CR, GL4.32E, GL4.32EM, GL5.34, GL5.34E, GL500CF, GL500CR, GL7.38, GL7.40E, GL7.40EM, GL700CF, GL700CR, GL8.50E, GL8.50EM, MASTER21, MINIBAR, MINIBAR-CF, MINIBAR-CR, PASSPORT45.30, PASSPORT50.32, PROGRAM25CF, PROGRAM25CR, PROJECT28, PROJECT28E, PROJECT28EM, SELF4.32, SELF400		



## hinges

### door bearing


			
1			
<b>Part No.</b>	701297	<b>Ref. No.</b>	00011499 00011499 + 00010294 10247 11499 + 10294
<b>description</b>	hinge L 103mm W 33mm H 15mm mounting pos. left with base plate for dishwasher Qty 1 pcs		
<b>For models:</b>	AE35.21, AE38.25, AE40.30, AE45.30, AE50.32, AE50.35, AP35.21, AP35.21DA, AP38.25, AP38.25DA, AP40.29, AP40.29DA, AP40.31, AP40.31DA, AP45.30, AP45.30DA, AP50.32, AP50.32DA, AP50.35, AP50.35DA, AP55.40, AP55.40DA, AU-P55.40		
<b>accessories for</b>	701297		
			
<b>Part No.</b>	701298	<b>Ref. No.</b>	00010294 10294
base plate plastic L 113mm W 33mm thickness 1.5mm for hinge mounting pos. left/right Qty 1 pcs			

			
1			
<b>Part No.</b>	701296	<b>Ref. No.</b>	00011498 00011498 + 00010294 10246 11498 + 10294
<b>description</b>	hinge L 103mm W 33mm H 15mm mounting pos. right with base plate for dishwasher		
<b>For models:</b>	AE35.21, AE38.25, AE40.30, AE45.30, AE50.32, AE50.35, AP35.21, AP35.21DA, AP38.25, AP38.25DA, AP40.29, AP40.29DA, AP40.31, AP40.31DA, AP45.30, AP45.30DA, AP50.32, AP50.32DA, AP50.35, AP50.35DA, AP55.40, AP55.40DA, AU-P55.40		
<b>spare parts for</b>	701296		
			
<b>Part No.</b>	701298	<b>Ref. No.</b>	00010294 10294
base plate plastic L 113mm W 33mm thickness 1.5mm for hinge mounting pos. left/right Qty 1 pcs			
<b>accessories for</b>	701296		
			
<b>Part No.</b>	701298	<b>Ref. No.</b>	00010294 10294
base plate plastic L 113mm W 33mm thickness 1.5mm for hinge mounting pos. left/right Qty 1 pcs			

## accessories

### base plate

			
1			
<b>Part No.</b>	519414	<b>Ref. No.</b>	00003159 00010040 3160
<b>description</b>	base plate L 37mm W 15mm for hinge		
<b>For models:</b>	ALISE0422, AP35.21, AP35.21DA, AP38.25, AP38.25DA, AP40.28, AP40.28DA, AP45.30, AP45.30DA, AP50.32, AP50.32DA, AP50.35, AP50.35DA, AP55.40, AP55.40DA, EURO350, EURO380, EURO400, EURO500, GL4.32E, GL4.32EM, GL5.34E, GL7.40E, GL7.40EM, GL8.50E, GL8.50EM, PASSPORT45.30, PASSPORT50.32, PASSPORT50.40, PROJECT28E, PROJECT28EM		


			
1			
<b>Part No.</b>	701298	<b>Ref. No.</b>	00010294
<b>description</b>	base plate plastic L 113mm W 33mm thickness 1.5mm for hinge mounting pos. left/right Qty 1 pcs		
<b>For models:</b>	AE35.21, AE38.25, AE40.29, AE45.30, AE50.32, AP35.21, AP35.21DA, AP38.25, AP38.25DA, AP40.29, AP40.29DA, AP45.30, AP45.30DA, AP50.32, AP50.32DA, AP50.35, AP50.35DA, AP55.40, AP55.40DA		

## baskets


### warewashing baskets

#### steel wire baskets square

#### glass basket


			
1			
<b>Part No.</b>	971012	<b>Ref. No.</b>	00063010
<b>description</b>	glass basket L 380mm W 380mm H 175mm number of rows 3 rows spacing 115mm		
<b>For models:</b>	AE38.25, AP38.25, AP38.25DA, GEMINICF, GEMINI-CF, GEMINI-CR, MINIBAR, MINIBAR-CF, MINIBAR-CR, PROGRAM25CF		

#### mix baskets


			
1			
<b>Part No.</b>	971011 <sup>1</sup>	<b>Ref. No.</b>	00063011
<b>description</b>	mix basket L 375mm W 375mm H 170mm		
<b>For models:</b>	AE38.25, AP38.25, AP38.25DA, GEMINI-CF, MINIBAR, MINIBAR-CF, MINIBAR-CR, PROGRAM25CF, PROGRAM25CR		

<sup>1</sup>wide-meshed

#### plate baskets


			
1			
<b>Part No.</b>	971027	<b>Ref. No.</b>	00000232
<b>description</b>	plate basket L 420mm W 420mm H 105mm plates 12 plate ø 270mm		





			
1			
<b>Part No.</b>	971026	<b>Ref. No.</b>	00002171
<b>description</b>	plate basket L 420mm W 420mm H 120mm plates 8 plate ø 250mm		


## plastic baskets square


## mix baskets

			
1			
<b>Part No.</b>	971058	<b>Ref. No.</b>	2461 2461S
<b>description</b>	mix basket L 350mm W 350mm H 150mm		


			
1			
<b>Part No.</b>	971097	<b>Ref. No.</b>	0000630S
<b>description</b>	mix basket L 380mm W 380mm H 150mm		
<b>For models:</b>	AC25, AC26, AE38.25, AP38.25, AP38.25DA, EURO380, GEMINICF, GEMINI-CF, PROGRAM25CF, PROGRAM25CR		

			
1			
<b>Part No.</b>	971078	<b>Ref. No.</b>	00002145 00004824 0002145S
<b>description</b>	mix basket L 400mm W 400mm H 150mm		
<b>For models:</b>	AE40.29, AE40.30, AL40.28, AL40.28E, AL40.28EM, ALISE040.28E, ALISE0422, ALISE0428, AP40.28, AP40.28DA, AP40.29, AP40.29DA, AP40.31, AP40.31DA, AS40.31, AS40.31DA, AS40.31DGT, AS40.31DGTDA, AW4028, EURO350, EURO400, PROJECT28, PROJECT28E, PROJECT28EM		

			
1			
<b>Part No.</b>	970695	<b>Ref. No.</b>	00003513
<b>description</b>	mix basket L 450mm W 450mm H 106mm		
<b>For models:</b>	AE45.30, AL45.32, AL45.32E, AL45.32EM, ALISE045.32E, AP45.30, AP45.30DA, AW45.32		

			
1			
<b>Part No.</b>	970696	<b>Ref. No.</b>	00002491
<b>description</b>	mix basket L 450mm W 450mm H 165mm		
<b>For models:</b>	AE45.30, AL45.32, AL45.32E, AL45.32EM, ALISE045.32E, AP45.30, AP45.30DA, GL4.32E, GL4.32EM, PASSPORT45.30, SELF4.32		

## plate baskets


			
1			
<b>Part No.</b>	970694	<b>Ref. No.</b>	00002492
<b>description</b>	plate basket L 450mm W 450mm H 106mm plates 14		
<b>For models:</b>	AE45.30, AL45.32, AL45.32E, AL45.32EM, ALISE045.32E, AP45.30, AP45.30DA, GL4.32E, GL4.32EM, PASSPORT45.30, SELF4.32		


## accessories

## cutlery inserts

			
1			
<b>Part No.</b>	976011	<b>Ref. No.</b>	00000189
<b>description</b>	cutlery insert Lmm Wmm ø 110mm H 130mm		
<b>For models:</b>	AL40.28E, AL50.34E, AL55.45E-P, ALISE0422, ALISE0428, COMPACT20, EURO350, EURO400, EURO500, GEMINI-CF, GEMINI-CR, GL1040, GL1240, GL4.32E, GL4.32EM, GL5.34, GL5.34E, GL500CF, GL500CR, GL7.38, GL7.40E, GL7.40EM, GL700CF, GL700CR, GL8.50E, GL8.50EM, LP55-65, LP65-65, MASTER21, MINIBAR, MINIBAR-CF, MINIBAR-CR, PASSPORT45.30, PASSPORT50.32, PASSPORT50.40, PROGRAM25CF, PROGRAM25CR, PROJECT28, PROJECT28E, PROJECT28EM, SELF4.32, SELF400, TR1650, TR2000, TR2500		

## plate inserts

			
1			
<b>Part No.</b>	508026	<b>Ref. No.</b>	00000187
<b>description</b>	plate insert		
<b>For models:</b>	AE35.21, AE38.25, AE40.29, AE45.30, AE50.32, AL40.28E, AL40.28EM, AL45.32E, AL45.32EM, AL50.34E, AL50.34EM, AL50.40E, AL50.40EM, AL55.45E, AL55.45EM, ALISE040.28E, ALISE0422, ALISE0428, ALISE045.32E, AP35.21, AP35.21DA, AP38.25, AP38.25DA, AP40.28, AP40.28DA, AP45.30, AP45.30DA, AP50.32, AP50.32DA, AP50.35, AP50.35DA, AP55.40, AP55.40DA, COMPACT20, EURO350, EURO380, EURO400, EURO500, GEMINICF, GEMINI-CF, GL4.32E, GL4.32EM, GL5.34, GL5.34E, GL7.38, GL7.40E, GL7.40EM, GL8.50E, GL8.50EM, PASSPORT45.30...(Other models you can see in the webshop)		

1

<b>Part No.</b>	972036	<b>Ref. No.</b>	0000187S
<b>description</b>	plate insert L 290mm W 90mm H 75mm plates 12		
<b>For models:</b>	AC20, AC25, AC26, AE35.21, AE38.25, AE40.29, AE40.30, AE45.30, AE50.32, AE50.35, AL40.28, AL40.28E, AL45.32, AL45.32E, AL50.34, AL50.34E, AL50.40, AL50.40E, AL55.45E, ALISEO40.28E, ALISEO45.32E, AP35.21, AP35.21DA, AP38.25, AP38.25DA, AP40.29, AP40.29DA, AP40.31, AP40.31DA, AP45.30, AP45.30DA, AP50.32, AP50.32DA, AP50.35, AP50.35DA, AP55.40, AP55.40DA, AS40.31, AS40.31DA, AS40.31DGT, AS40.31DGT-DA, AS50.35, AS50.35DA, AS50.35DGT, AS50.35DGT-DA, AW4028, AW45.32, COMPACT20, GEMINICF, PROGRAM25CF		




1

<b>Part No.</b>	510303	<b>Ref. No.</b>	00002531
<b>description</b>	O-ring EPDM thickness 1.78mm ID $\phi$ 6.75mm Qty 1 pcs		
<b>For models:</b>	AC20, AC25, AC26, AE1000, AE35.21, AE38.25, AE40.29, AE40.30, AE45.30, AE50.32, AE50.35, AH1000, AH1000Easy, AH1100, AH1100DGT, AH1200, AH1200DGT, AH1400, AL1200E, AL1400, AL1500E, AL40.28, AL40.28E, AL40.28EM, AL45.32, AL45.32E, AL45.32EM, AL50.34, AL50.34E, AL50.34EM, AL50.40, AL50.40E, AL50.40EM, AL50.45, AL55.45E, AL55.45EM, AL55.45EM-P, AL55.45E-P, ALISEO40.28E, ALISEO422, ALISEO428, ALISEO45.32E, AP1000, AP1200, AP35.21, AP35.21DA, AP38.25, AP38.25DA, AP40.28, AP40.28DA... (Other models you can see in the webshop)		

## gaskets

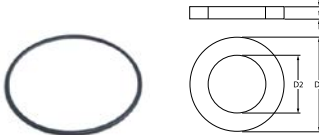
### O-rings

#### EPDM




1

<b>Part No.</b>	504512	<b>Ref. No.</b>	00006456
<b>description</b>	O-ring EPDM thickness 1.78mm ID $\phi$ 14mm Qty 1 pcs		
<b>For models:</b>	AL40.28E, AL40.28EM, AL45.32E, AL45.32EM, AL50.34E, AL50.34EM, AL50.40E, AL50.40EM, AL55.45E, AL55.45EM, AL55.45EM-P, AL55.45E-P, ALISEO40.28E, ALISEO45.32E, AW4028, AW45.32		



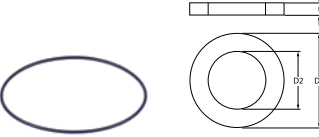
1

<b>Part No.</b>	532656	<b>Ref. No.</b>	00003454
<b>description</b>	O-ring EPDM thickness 1.78mm ID $\phi$ 60.05mm Qty 1 pcs		
<b>For models:</b>	TR1200, TR1650, TR1650N		




1

<b>Part No.</b>	510824	<b>Ref. No.</b>	00002155
<b>description</b>	O-ring EPDM thickness 1.78mm ID $\phi$ 20.35mm Qty 1 pcs		
<b>For models:</b>	GEMINI-CR, LP125-80, LP65-65, MINIBAR, MINIBAR-CR, PROGRAM-25CR		




1

<b>Part No.</b>	521724	<b>Ref. No.</b>	00006290
<b>description</b>	O-ring EPDM thickness 1.78mm ID $\phi$ 72.75mm Qty 1 pcs		
<b>For models:</b>	TR1650, TR1650N, TR2000, TR2500, TR3000, TR3500, TR4000, TR5000, TRC250, TRR2500		




1

<b>Part No.</b>	508084	<b>Ref. No.</b>	00002038
<b>description</b>	O-ring EPDM thickness 1.78mm ID $\phi$ 25.12mm Qty 1 pcs		
<b>For models:</b>	AU125-80, AU55-65, AU55-80, AU65-65, GL500CF, GL700CF, LP125-80, LP55-65, LP55-80, LP65-65		




1

<b>Part No.</b>	530293	<b>Ref. No.</b>	00001826
<b>description</b>	O-ring EPDM thickness 1.78mm ID $\phi$ 8.73mm Qty 1 pcs		
<b>For models:</b>	GEMINI-CR, GL500CF, GL500CR, GL700CF, GL700CR, MINIBAR, MINIBAR-CR, PROGRAM25CR		




1


<b>Part No.</b>	528223	<b>Ref. No.</b>	00000123
<b>description</b>	O-ring EPDM thickness 2.62mm ID $\phi$ 11.91mm Qty 1 pcs		
<b>For models:</b>	AC20, AC25, AC26, AE1000, AE1200, AH1000, AH1000Easy, AH1100, AH1100DGT, AH1200, AH1200DGT, AH1400, AL1200E, AL1400, AL1500E, AL40.28, AL40.28E, AL40.28EM, AL45.32, AL45.32E, AL45.32EM, AL50.34, AL50.34E, AL50.34EM, AL50.40, AL50.40E, AL50.40EM, AL50.45, AL55.45E, AL55.45EM, AL55.45EM-P, AL55.45E-P, ALISEO40.28E, ALISEO422, ALISEO428, ALISEO45.32E, AP1000, AP1200, AP35.21, AP35.21DA, AP38.25, AP38.25DA, AP40.28, AP40.28DA, AP40.29, AP40.29DA, AP40.31, AP40.31DA, AP45.30, AP45.30DA... (Other models you can see in the webshop)		

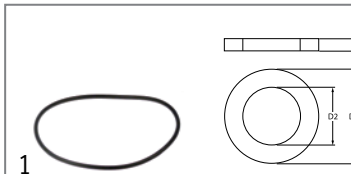
<b>Part No.</b>	508008	<b>Ref. No.</b>	00000093
<b>description</b>	O-ring EPDM thickness 2.62mm ID ø 15.88mm Qty 1 pcs		
<b>For models:</b>	AC20, AC25, AC26, AE1000, AE1200, AE35.21, AE38.25, AE40.29, AE40.30, AE45.30, AE50.32, AE50.35, AH1000, AH1000Easy, AH1100, AH1100DGT, AH1200, AH1200DGT, AH1400, AL1200E, AL1400, AL1500E, AL40.28, AL40.28E, AL40.28EM, AL45.32, AL45.32E, AL45.32EM, AL50.34, AL50.34E, AL50.34EM, AL50.40, AL50.40E, AL50.40EM, AL50.45, AL55.45E, AL55.45EM, AL55.45EM-P, AL55.45E-P, ALISEO40.28E, ALISEO422, ALISEO428, ALISEO45.32E, AP1000, AP1200, AP35.21, AP35.21DA, AP38.25, AP38.25DA, AP40.28...(Other models you can see in the webshop)		



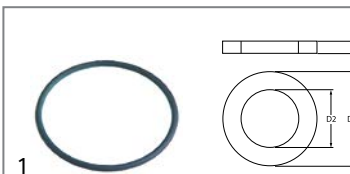
<b>Part No.</b>	510893	<b>Ref. No.</b>	00000697
<b>description</b>	O-ring EPDM thickness 2.62mm ID ø 9.92mm Qty 1 pcs		
<b>For models:</b>	AC25, AC26, AE1000, AE1200, AE35.21, AE38.25, AE40.29, AE40.30, AE45.30, AE50.32, AE50.35, AH1000, AH1000Easy, AH1100, AH1100DGT, AH1200, AH1200DGT, AH1400, AL1200E, AL1400, AL1500E, AL40.28, AL40.28E, AL40.28EM, AL45.32, AL45.32E, AL45.32EM, AL50.34, AL50.34E, AL50.34EM, AL50.40, AL50.40E, AL50.40EM, AL50.45, AL55.45E, AL55.45EM, AL55.45EM-P, AL55.45E-P, AP1000, AP1200, AP35.21, AP35.21DA, AP38.25, AP38.25DA, AP40.28, AP40.28DA, AP40.29, AP40.29DA, AP40.31, AP40.31DA...(Other models you can see in the webshop)		




<b>Part No.</b>	505073	<b>Ref. No.</b>	00000025
<b>description</b>	O-ring EPDM thickness 2.62mm ID ø 20.63mm Qty 1 pcs		
<b>For models:</b>	AC26, AE1000, AE1200, AE35.21, AE38.25, AE40.29, AE40.30, AE45.30, AE50.32, AE50.35, AH1000, AH1000Easy, AH1100, AH1100DGT, AH1200, AH1200DGT, AH1400, AL1200E, AL1400, AL1500E, AL40.28, AL40.28E, AL40.28EM, AL45.32, AL45.32E, AL45.32EM, AL50.34, AL50.34E, AL50.34EM, AL50.40, AL50.40E, AL50.40EM, AL50.45, AL55.45E, AL55.45EM, AL55.45EM-P, AL55.45E-P, ALISEO40.28E, ALISEO422, ALISEO428, ALISEO45.32E, AP1000, AP1200, AP35.21, AP35.21DA, AP38.25, AP38.25DA, AP40.28, AP40.28DA, AP40.29...(Other models you can see in the webshop)		



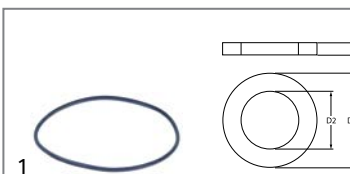
<b>Part No.</b>	509018	<b>Ref. No.</b>	00004382
<b>description</b>	O-ring EPDM thickness 3.53mm ID ø 107.5mm Qty 1 pcs		



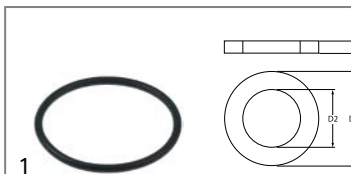
<b>Part No.</b>	532546	<b>Ref. No.</b>	00006291
<b>description</b>	O-ring EPDM thickness 2.62mm ID ø 52.07mm Qty 1 pcs		
<b>For models:</b>	TR1200, TR1650, TR1650N, TR2000, TR2500, TR3000, TR3500, TR4000, TR5000, TRC250, TRR2500		




<b>Part No.</b>	508061	<b>Ref. No.</b>	00001633
<b>description</b>	O-ring EPDM thickness 3.53mm ID ø 42.86mm Qty 1 pcs		
<b>For models:</b>	AC20, AC25, AC26, AE1000, AE1200, AE35.21, AE38.25, AE40.29, AE40.30, AE45.30, AE50.32, AE50.35, AH1000, AH1000Easy, AH1100, AH1100DGT, AL40.28, AL40.28E, AL40.28EM, AL45.32, AL45.32E, AL45.32EM, AL50.34, AL50.34E, AL50.34EM, AL50.40, AL50.40E, AL50.40EM, AL50.45, AL55.45E, AL55.45EM, AL55.45EM-P, AL55.45E-P, ALISEO40.28E, ALISEO422, ALISEO428, ALISEO45.32E, AP1000, AP35.21, AP35.21DA, AP38.25, AP38.25DA, AP40.28, AP40.28DA, AP40.29, AP40.29DA, AP40.31, AP40.31DA, AP45.30, AP45.30DA...(Other models you can see in the webshop)		



<b>Part No.</b>	532490	<b>Ref. No.</b>	00004381
<b>description</b>	O-ring EPDM thickness 2.62mm ID ø 72.69mm Qty 1 pcs		

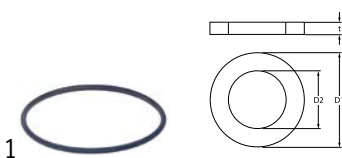


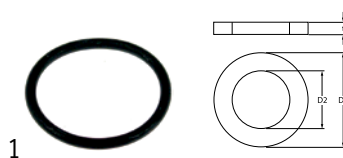
<b>Part No.</b>	532451	<b>Ref. No.</b>	00006546
<b>description</b>	O-ring EPDM thickness 3.53mm ID ø 53.98mm Qty 1 pcs		
<b>For models:</b>	AE1000, AE1200, AE38.25, AE40.29, AH1000, AH1000Easy, AH1100, AH1100DGT, AH1200, AH1200DGT, AH1400, AL1200E, AL1400, AL1500E, AP1000, AP1200, AU125-80, AU55-65, AU55-80, AU65-65, AU-H1400, GL1040, GL1240, LP125-80, LP55-65, LP55-80, LP65-65, LPC1500		

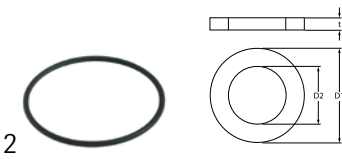


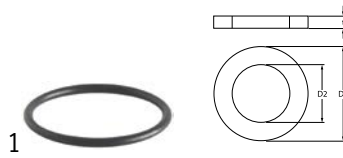
<b>Part No.</b>	528487	<b>Ref. No.</b>	00000201
<b>description</b>	O-ring EPDM thickness 2.62mm ID ø 9.19mm Qty 1 pcs		
<b>For models:</b>	GL500CF, GL500CR, GL700CF, GL700CR, SELF400		




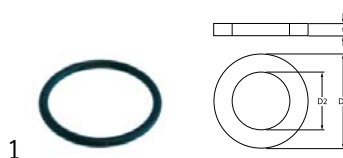
			
<b>Part No.</b>	532534	<b>Ref. No.</b>	00005206
<b>description</b>	O-ring EPDM thickness 3.53mm ID ø 82.14mm Qty 1 pcs		
<b>For models:</b>	GSN, SPF, STAR-1, STAR-2, STAR-4, STAR-6, TR1200, TR1650, TR1650N, TR2000, TR2500, TR3000, TR3500, TR4000, TR5000, TRC250, TRR2500		

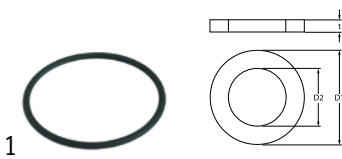
			
<b>Part No.</b>	529460	<b>Ref. No.</b>	2713
<b>description</b>	O-ring EPDM thickness 5.34mm ID ø 59.69mm Qty 1 pcs		


			
<b>Part No.</b>	532457	<b>Ref. No.</b>	00002556
<b>description</b>	O-ring EPDM thickness 3.53mm ID ø 85.32mm Qty 1 pcs		
<b>For models:</b>	GSN, SPF, STAR-1, STAR-2, STAR-4, STAR-6		


			
<b>Part No.</b>	508109	<b>Ref. No.</b>	00002374
<b>description</b>	O-ring EPDM thickness 5.34mm ID ø 69.22mm Qty 1 pcs		
<b>For models:</b>	AE1000, AE45.30, AE50.32, AE50.35, AL40.28, AL40.28E, AL40.28EM, AL45.32, AL45.32E, AL45.32EM, AP1000, AP45.30, AP45.30DA, AP50.32, AP50.32DA, AP50.35, AP50.35DA, AP55.40, AP55.40DA, AS50.35, AS50.35DA, AS50.35DGT, AS50.35DGT-DA, AS50.40, AS50.40DA, AS50.40DGT, AS50.40DGT-DA, AU-P55.40, AU-S55.40, AUS55.40DGT, EURO500, GL1040, GL1240, GL4.32E, GL4.32EM, GL5.34, GL5.34E, GL500CF, GL500CR, GL7.38, GL7.40E, GL7.40EM, GL700CF, GL700CR, GL8.50E, GL8.50EM, LP55-65, LP65-65, PASSPORT45.30, PASSPORT50.32...(Other models you can see in the webshop)		


			
<b>Part No.</b>	521709	<b>Ref. No.</b>	00004383
<b>description</b>	O-ring EPDM thickness 3mm ID ø 126mm Qty 1 pcs		


			
<b>Part No.</b>	521121	<b>Ref. No.</b>	00000057
<b>description</b>	O-ring EPDM thickness 8mm ID ø 62mm Qty 1 pcs		
<b>For models:</b>	AC20, AC25, AC26, AE1000, AE1200, AE35.21, AE38.25, AE40.29, AE40.30, AE45.30, AE50.32, AE50.35, AH1000, AH1000Easy, AH1100, AH1100DGT, AH1200, AH1200DGT, AH1400, AL1200E, AL1400, AL1500E, AL40.28, AL40.28E, AL40.28EM, AL45.32, AL45.32E, AL45.32EM, AL50.34, AL50.34E, AL50.34EM, AL50.40, AL50.40E, AL50.40EM, AL50.45, AL55.45E, AL55.45EM, AL55.45EM-P, AL55.45E-P, ALISEO40.28E, ALISEO422, ALISEO428, ALISEO45.32E, AP1000, AP1200, AP35.21, AP35.21DA, AP38.25, AP38.25DA, AP40.28...(Other models you can see in the webshop)		


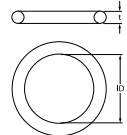
			
<b>Part No.</b>	508032	<b>Ref. No.</b>	00000212
<b>description</b>	O-ring EPDM thickness 5.34mm ID ø 110.5mm Qty 1 pcs		
<b>For models:</b>	GL500CF, GL500CR, GL700CF, GL700CR		

			
<b>Part No.</b>	508129	<b>Ref. No.</b>	00002564
<b>description</b>	O-ring EPDM thickness 5.34mm ID ø 139.7mm Qty 1 pcs		
<b>For models:</b>	GL1040, GL1240, LP55-65, LP65-65		

			
<b>Part No.</b>	521062	<b>Ref. No.</b>	00004401
<b>description</b>	O-ring ID ø 80mm thickness 2.62mm EPDM Qty 1 pcs		

			
<b>Part No.</b>	510408	<b>Ref. No.</b>	00002662
<b>description</b>	O-ring EPDM thickness 5.34mm ID ø 47mm Qty 1 pcs		
<b>For models:</b>	GL1040, GL1240		


silicone			
			
<b>Part No.</b>	532586	<b>Ref. No.</b>	K02940
<b>description</b>	O-ring silicone thickness 2.62mm ID ø 40.95mm Qty 1 pcs		


<b>Part No.</b>	532606	<b>Ref. No.</b>	00004698
<b>description</b>	O-ring silicone thickness 3.53mm ID ø 37.69mm Qty 1 pcs		
<b>For models:</b>	AU125-80, LP125-80, TR1200, TR1650, TR2000, TR2500, TR3000, TR3500, TRC250, TRR2500		

## sealing washers

## fibre gaskets




<b>Part No.</b>	508031	<b>Ref. No.</b>	00000207
<b>description</b>	flat gasket FIBER ED ø 19mm ID ø 10.5mm thickness 2mm Qty 1 pcs		
<b>For models:</b>	AC26, COMPACT20, GEMINI-CF, GEMINI-CR, GL500CF, GL500CR, GL700CF, GL700CR, MASTER21, MINIBAR, MINIBAR-CF, MINIBAR-CR, PROGRAM25CF, PROGRAM25CR, SELF400		




<b>Part No.</b>	508017	<b>Ref. No.</b>	00000124
<b>description</b>	flat gasket FIBER ED ø 24mm ID ø 17mm thickness 2mm Qty 1 pcs		
<b>For models:</b>	AC20, AC25, COMPACT20, GEMINICF, GEMINI-CF, GEMINI-CR, MINIBAR, MINIBAR-CF, MINIBAR-CR, PROGRAM25CF, PROGRAM25CR		


## rubber gaskets




<b>Part No.</b>	508011	<b>Ref. No.</b>	00000109
<b>description</b>	flat gasket rubber D1 ø 45mm D2 ø 26mm thickness 2mm equiv. no. for model Aliseo/Master/Minibar/Gemini/Program		
<b>For models:</b>	AC20, AC25, AC26, AE35.21, AE38.25, AE40.29, ALISEO40.28E, ALISEO422, ALISEO428, ALISEO45.32E, AW4028, AW45.32, COMPACT20, EURO350, EURO380, EURO400, GEMINICF, GEMINI-CF, GEMINI-CR, MASTER21, MINIBAR, MINIBAR-CF, MINIBAR-CR, PROGRAM25CF, PROGRAM25CR, TR5000		




<b>Part No.</b>	508029	<b>Ref. No.</b>	00000204
<b>description</b>	flat gasket rubber D1 ø 59mm D2 ø 45mm thickness 2.5mm Qty 1 pcs for model AE/AL/AP/AS/GL/F		
<b>For models:</b>	AE1000, AE1200, AE35.21, AE38.25, AE40.29, AE40.30, AE45.30, AE50.32, AE50.35, AH1000, AH1000Easy, AH1100, AH1100DGT, AH1200, AH1200DGT, AH1400, AL1200E, AL1400, AL1500E, AL40.28E, AL40.28EM, AL45.32, AL45.32E, AL45.32EM, AL50.34, AL50.34E, AL50.34EM, AL50.40, AL50.40E, AL50.40EM, AL50.45, AL55.45E, AL55.45EM, AL55.45EM-P, AL55.45E-P, AP1000, AP1200, AP35.21, AP35.21DA, AP38.25, AP38.25DA, AP40.28, AP40.28DA, AP40.29, AP40.29DA, AP40.31, AP40.31DA, AP45.30, AP45.30DA, AP50.32... (Other models you can see in the webshop)		



<b>Part No.</b>	508215	<b>Ref. No.</b>	00003086
<b>description</b>	flat gasket rubber ED ø 40mm ID ø 27mm thickness 1.4mm Qty 1 pcs		
<b>For models:</b>	AC20, AC25, AC26, AE1000, AE1200, AH1000, AH1000Easy, AH1100, AH1100DGT, AH1200, AH1200DGT, AH1400, AL1200E, AL1400, AL1500E, AL40.28, AL40.28E, AL40.28EM, AL45.32, AL45.32E, AL45.32EM, AL50.34, AL50.34E, AL50.34EM, AL50.40, AL50.40E, AL50.40EM, AL50.45, AL55.45E, AL55.45EM, AL55.45EM-P, AL55.45E-P, ALISEO40.28E, ALISEO422, ALISEO428, ALISEO45.32E, AP1000, AP1200, AP35.21, AP35.21DA, AP38.25, AP38.25DA, AP40.28, AP40.28DA, AP40.29, AP40.29DA, AP40.31, AP40.31DA, AP45.30, AP45.30DA... (Other models you can see in the webshop)		




<b>Part No.</b>	511582	<b>Ref. No.</b>	00009343
<b>description</b>	flat gasket rubber ED ø 69mm ID ø 47.5mm thickness 5mm Qty 1 pcs		
<b>For models:</b>	LP125-80, LP55-65, LP55-80, LP65-65		




<b>Part No.</b>	510071	<b>Ref. No.</b>	00001153 6152
<b>description</b>	flat gasket rubber ED ø 81mm ID ø 68mm thickness 3mm for salt tank Qty 1 pcs		
<b>For models:</b>	AP35.21DA, AP38.25DA, AP40.28DA, AP40.29DA, AP45.30DA, AP50.32DA, AP50.35DA, AP55.40DA		

## PTFE gaskets




<b>Part No.</b>	508049	<b>Ref. No.</b>	00001173
<b>description</b>	flat gasket PTFE ED ø 16mm ID ø 10mm thickness 2mm Qty 1 pcs		
<b>For models:</b>	AC20, AC26, AE1000, AE1200, AE35.21, AE38.25, AE40.29, AE40.30, AE45.30, AE50.32, AE50.35, AH1000, AH1000Easy, AH1100, AH1100DGT, AL40.28, ALISEO40.28E, ALISEO422, ALISEO428, ALISEO45.32E, AP1000, AP35.21, AP35.21DA, AP38.25, AP38.25DA, AP40.28, AP40.28DA, AP40.29, AP40.29DA, AP40.31, AP40.31DA, AP45.30, AP45.30DA, AP50.32, AP50.32DA, AP50.35, AP50.35DA, AP55.40, AP55.40DA, AS40.31, AS40.31DA, AS40.31DGT, AS40.31DGT-DA, AS50.35, AS50.35DA, AS50.35DGT, AS50.35DGT-DA, AS50.40, AS50.40DA, AS50.40DGT... (Other models you can see in the webshop)		




<b>Part No.</b>	508089	<b>Ref. No.</b>	00002130
<b>description</b>	sealing ring PTFE ED ø 68mm ID ø 55mm thickness 2mm Qty 1 pcs		
<b>For models:</b>	AH1200, AH1200DGT, AH1400, AL1200E, AL1400, AL1500E, AP1200, AU125-80, AU55-65, AU55-80, AU65-65, AU-H1400, GL1040, GL1240, GL500CF, GL700CF, LP125-80, LP55-65, LP55-80, LP65-65, LPC1500		



foam rubber gaskets

1 


<b>Part No.</b>	508307	<b>Ref. No.</b>	00006143
<b>description</b>	foam rubber gasket W 15mm thickness 4mm self-adhesive Qty supplied by meter		
<b>For models:</b>	AE35.21, AE38.25, AE40.29, AE40.30, AE45.30, AE50.32, AE50.35, AL40.28, AL40.28E, AL40.28EM, AL45.32, AL45.32E, AL45.32EM, AL50.34, AL50.34E, AL50.34EM, AL50.40, AL50.40E, AL50.40EM, AL50.45, AL55.45E, AL55.45EM, AL55.45EM-P, AL55.45E-P, ALISE040.28E, ALISE045.32E, AP35.21, AP35.21DA, AP38.25, AP38.25DA, AP40.29, AP40.29DA, AP40.31, AP40.31DA, AP45.30, AP45.30DA, AP50.32, AP50.32DA, AP50.35, AP50.35DA, AP55.40, AP55.40DA, AS40.31, AS40.31DA, AS40.31DGT, AS40.31DGT-DA, AS50.35, AS50.35DA, AS50.35DGT, AS50.35DGT-DA...(Other models you can see in the webshop)		

1 

<b>Part No.</b>	508406	<b>Ref. No.</b>	00006233
<b>description</b>	foam rubber gasket W 9mm thickness 3mm self-adhesive Qty supplied by meter		
<b>For models:</b>	AE35.21, AE38.25, AE40.29, AE45.30, AE50.32, AP35.21, AP35.21DA, AP38.25, AP38.25DA, AP40.28, AP40.28DA, AP45.30, AP45.30DA, AP50.32, AP50.32DA, AP50.35, AP50.35DA, AP55.40, AP55.40DA		

shaft gaskets

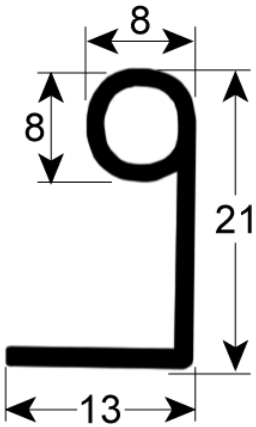
shaft gaskets

1 

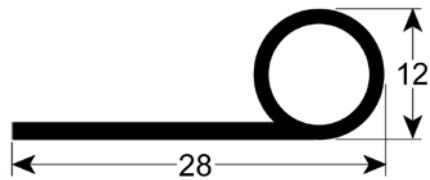
<b>Part No.</b>	698303	<b>Ref. No.</b>	00005711
<b>description</b>	shaft sealing ID ø 28mm ED ø 50mm thickness 10mm		
<b>For models:</b>	TR1200, TR1650, TR1650N, TR2000, TR2500, TR3000, TR3500, TR4000, TR5000, TRC250, TRR2500		

special gaskets

door seals for dishwashers

1 

<b>Part No.</b>	508284	<b>Ref. No.</b>	00004897
<b>description</b>	door seal L 1230mm		
<b>For models:</b>	GL4.32E, GL4.32EM, GL5.34E, GL8.50E, GL8.50EM, LP55-65, LP65-65		

1 

<b>Part No.</b>	518630	<b>Ref. No.</b>	4623
<b>description</b>	door seal W 28mm mounting pos. for door H 12mm Qty supplied by meter rubber		

1 

<b>Part No.</b>	508307	<b>Ref. No.</b>	00006143
<b>description</b>	foam rubber gasket W 15mm thickness 4mm self-adhesive Qty supplied by meter		
<b>For models:</b>	AE35.21, AE38.25, AE40.29, AE40.30, AE45.30, AE50.32, AE50.35, AL40.28, AL40.28E, AL40.28EM, AL45.32, AL45.32E, AL45.32EM, AL50.34, AL50.34E, AL50.34EM, AL50.40, AL50.40E, AL50.40EM, AL50.45, AL55.45E, AL55.45EM, AL55.45EM-P, AL55.45E-P, ALISE040.28E, ALISE045.32E, AP35.21, AP35.21DA, AP38.25, AP38.25DA, AP40.29, AP40.29DA, AP40.31, AP40.31DA, AP45.30, AP45.30DA, AP50.32, AP50.32DA, AP50.35, AP50.35DA, AP55.40, AP55.40DA, AS40.31, AS40.31DA, AS40.31DGT, AS40.31DGT-DA, AS50.35, AS50.35DA, AS50.35DGT, AS50.35DGT-DA...(Other models you can see in the webshop)		





## refrigeration cycle components


## valves

## Schrader valves

## Schrader valves (complete)



1


<b>Part No.</b>	750340	<b>Ref. No.</b>	K00489
<b>description</b>	Schrader valve complete connection soldering connection ø 6mm pipe length 100mm		
<b>accessories for</b>	750340		
	<b>Part No.</b>	750479	<b>Ref. No.</b> —
	screw cap CASTEL 8392/A size 1/4" SAE for Schrader valve connection 1/4" Qty 1		

## springs

## torsion springs




1

<b>Part No.</b>	690081	<b>Ref. No.</b>	00000670
<b>description</b>	torsion spring ø 19.4mm L2 36mm wire gauge ø 3.3mm mounting pos. left L1 42mm L3 36mm Qty 1 pcs		
<b>For models:</b>	ORION-1, ORION-1.5, ORION-2		
<b>accessories for</b>	690081		
	<b>Part No.</b>	690080	<b>Ref. No.</b> 00000669
	torsion spring ø 19.4mm L2 37mm wire gauge ø 3.4mm mounting pos. right L1 42mm L3 37mm Qty 1 pcs		



1

<b>Part No.</b>	690080	<b>Ref. No.</b>	00000669
<b>description</b>	torsion spring ø 19.4mm L2 37mm wire gauge ø 3.4mm mounting pos. right L1 42mm L3 37mm Qty 1 pcs		
<b>For models:</b>	ORION-1, ORION-1.5, ORION-2		
<b>accessories for</b>	690080		
	<b>Part No.</b>	690081	<b>Ref. No.</b> 00000670
	torsion spring ø 19.4mm L2 36mm wire gauge ø 3.3mm mounting pos. left L1 42mm L3 36mm Qty 1 pcs		

## gas tension springs

## gas tension springs



1

<b>Part No.</b>	701294	<b>Ref. No.</b>	00011013 00011014
<b>description</b>	gas tension spring N hub 350mm D1 ø 18.9mm D2 ø 8mm hole distance 720mm hole ø 10mm L 740mm		
<b>For models:</b>	AE1000, AE1200, AH1000, AH1000Easy		

## roller springs

## roller springs



1

<b>Part No.</b>	519500	<b>Ref. No.</b>	00009653
<b>description</b>	roller spring complete incl. holder		
<b>For models:</b>	TR1650, TR1650N, TR2000, TR2500, TR3000, TR3500, TR4000, TR5000, TRC250, TRR2500		



1

<b>Part No.</b>	517429	<b>Ref. No.</b>	00009649
<b>description</b>	roller spring W 51mm ID ø 6mm lug length 50mm mounting distance 35/80mm		
<b>For models:</b>	TR1200, TR3500, TR4000, TR5000, TRR2500		

## tension springs



1

<b>Part No.</b>	511972	<b>Ref. No.</b>	00006451
<b>description</b>	spring for hood mechanics wire gauge ø 4.8mm ø 25mm total length 680mm		
<b>For models:</b>	AH1400, AL1200E, AL1400, AL1500E, AU-H1400, LPC1500		



1


<b>Part No.</b>	508127	<b>Ref. No.</b>	00002543
<b>description</b>	tension spring		
<b>For models:</b>	AH1100, AH1100DGT, AH1200, AH1200DGT, AP1000, AP1200, GL1040, GL1240		



1

<b>Part No.</b>	508071	<b>Ref. No.</b>	00001722
<b>description</b>	tension spring D1 ø 20mm D2 ø 2mm for door L 110mm		
<b>For models:</b>	AC20, AC25, COMPACT20, GEMINICF, GEMINI-CF, GEMINI-CR, MINIBAR, MINIBAR-CF, MINIBAR-CR		



1 			
<b>Part No.</b>	508315	<b>Ref. No.</b>	00006377
<b>description</b>	tension spring ø 13.7mm total length 257mm wire gauge ø 2.2mm for door		
<b>For models:</b>	AL50.34, AL50.34E, AL50.34EM, AL50.40, AL50.40E, AL50.40EM, AL50.45, AL55.45E, AL55.45EM, AL55.45EM-P, AL55.45E-P, AU-L55.45		

## dosing pumps





### peristaltic dosing pumps

#### GIADOS

##### built-in version





##### with frequency control



1 			
<b>Part No.</b>	361524	<b>Ref. No.</b>	6223
<b>description</b>	dosing pump GIADOS frequency control 3l/h 230VAC detergent hose ø 4x6mm hose type Santoprene type 6223 dimensions 69x75x-116mm		
<b>spare parts for</b>	361524		
	<b>Part No.</b>	361526	<b>Ref. No.</b> —
	pump hose detergent hose type Santoprene hose ø 4x6mm		
<b>accessories for</b>	361524		
	<b>Part No.</b>	520090	<b>Ref. No.</b> —
	PVC hose ID ø 4mm ED ø 6mm L 2m thickness 1mm t.max. 60°C transparent		
	<b>Part No.</b>	520091	<b>Ref. No.</b> 0000135 135
	nylon hose ID ø 4mm ED ø 6mm L 2m thickness 1mm operating p. 10bar burst p. 50bar t.max. 100°C transparent		

#### without control



1 			
<b>Part No.</b>	361369	<b>Ref. No.</b>	00004880
<b>description</b>	dosing pump GIADOS without control 3l/h 230VAC detergent hose ø 4x6mm hose type Santoprene type 4880 dimensions 69x58x95mm		
<b>For models:</b>	AC20, AC25, AC26, AE1000, AE1200, AE35.21, AE38.25, AE40.29, AE40.30, AE45.30, AE50.32, AE50.35, AH1000, AH1000Easy, AH1100, AH1100DGT, AH1200, AH1200DGT, AH1400, AL1200E, AL1400, AL1500E, AL40.28, AL40.28E, AL40.28EM, AL45.32, AL45.32E, AL45.32EM, AL50.34, AL50.34E, AL50.34EM, AL50.40, AL50.40E, AL50.40EM, AL50.45, AL55.45E, AL55.45EM, AL55.45EM-P, AL55.45E-P, ALISEO40.28E, ALISEO45.32E, AP1000, AP1200, AP35.21, AP35.21DA, AP38.25, AP38.25DA, AP40.28, AP40.28DA, AP40.29...(Other models you can see in the webshop)		
<b>spare parts for</b>	361369		
	<b>Part No.</b>	361526	<b>Ref. No.</b> —
	pump hose detergent hose type Santoprene hose ø 4x6mm		
<b>accessories for</b>	361369		
	<b>Part No.</b>	520090	<b>Ref. No.</b> —
	PVC hose ID ø 4mm ED ø 6mm L 2m thickness 1mm t.max. 60°C transparent		
	<b>Part No.</b>	520091	<b>Ref. No.</b> 0000135 135
	nylon hose ID ø 4mm ED ø 6mm L 2m thickness 1mm operating p. 10bar burst p. 50bar t.max. 100°C transparent		

## membrane dosing pumps

### self-priming

#### various






1 			
<b>Part No.</b>	361370	<b>Ref. No.</b>	00000060
<b>description</b>	dosing pump type model 2 rinse aid inlet 4x6mm outlet 4x6mm pressure connection ø 4x6mm suction connection ø 4x6mm		
<b>For models:</b>	AC20, AC25, AC26, AE1000, AE1200, AE35.21, AE38.25, AE40.29, AE40.30, AE45.30, AE50.32, AE50.35, AH1000, AH1000Easy, AH1100, AH1100DGT, AH1200, AH1200DGT, AH1400, AL1200E, AL1400, AL1500E, AL40.28, AL40.28E, AL40.28EM, AL45.32, AL45.32E, AL45.32EM, AL50.34, AL50.34E, AL50.34EM, AL50.40, AL50.40E, AL50.40EM, AL50.45, AL55.45E, AL55.45EM, AL55.45EM-P, AL55.45E-P, ALISEO40.28E, ALISEO42, ALISEO428, ALISEO45.32E, AP1000, AP1200, AP35.21, AP35.21DA, AP38.25, AP38.25DA, AP40.28...(Other models you can see in the webshop)		
<b>spare parts for</b>	361370		
	<b>Part No.</b>	361307	<b>Ref. No.</b> —
	membrane dosing pump ø 68mm hole ø 6mm for type DIB3P/DIB5P		

Table continues overleaf




<b>spare parts for</b> 361370			
	<b>Part No.</b>	361459	<b>Ref. No.</b> —
hose connector ø 6mm for dosing pump			




<b>Part No.</b>	361741	<b>Ref. No.</b>	60
<b>description</b>	dosing pump type model 2 rinse aid inlet 4x6mm outlet 4x6mm pressure connection ø 4x6mm suction connection ø 4x6mm		


**spare parts for** 361741

	<b>Part No.</b>	361307	<b>Ref. No.</b> —
membrane dosing pump ø 68mm hole ø 6mm for type DIB3P/DIB5P			

	<b>Part No.</b>	361459	<b>Ref. No.</b> —
hose connector ø 6mm for dosing pump			

	<b>Part No.</b>	361462	<b>Ref. No.</b> —
container filter with weight SS hose ø 4x6mm			

	<b>Part No.</b>	508116	<b>Ref. No.</b> 00002450 2450
union nut thread M10x1 H 16mm WS 16 plastic Qty 1 pcs			

	<b>Part No.</b>	508123	<b>Ref. No.</b> 00002503 2503
T-piece 3-way hose ø 13-5-13mm plastic			

	<b>Part No.</b>	520090	<b>Ref. No.</b> —
PVC hose ID ø 4mm ED ø 6mm L 2m thickness 1mm t.max. 60°C transparent			

<b>Part No.</b>	520090	<b>Ref. No.</b>	—
PVC hose ID ø 4mm ED ø 6mm L 2m thickness 1mm t.max. 60°C transparent			

## accessories

### non-return valves



<b>Part No.</b>	508326	<b>Ref. No.</b>	00006535
<b>description</b>	non-return valve inlet 4x6mm outlet M10x1 IT L 56mm mounting pos. for dosing pump outlet		
<b>For models:</b>	AL55.45E-P		


## T-pieces

### without non-return valve



<b>Part No.</b>	508123	<b>Ref. No.</b>	00002503
<b>description</b>	T-piece 3-way hose ø 13-5-13mm plastic		
<b>For models:</b>	AC20, AC25, AC26, AE1000, AE1200, AE35.21, AE38.25, AE40.29, AE40.30, AE45.30, AE50.32, AE50.35, AH1000, AH1000Easy, AH1100, AH1100DGT, AH1200, AH1200DGT, AH1400, AL1200E, AL1400, AL1500E, AL40.28, AL40.28E, AL40.28EM, AL45.32, AL45.32E, AL45.32EM, AL50.34, AL50.34E, AL50.34EM, AL50.40, AL50.40E, AL50.40EM, AL50.45, AL55.45E, AL55.45EM, AL55.45EM-P, AL55.45E-P, ALISEO40.28E, ALISEO422, ALISEO428, ALISEO45.32E, AP1000, AP1200, AP35.21, AP35.21DA, AP38.25, AP38.25DA, AP40.28...(Other models you can see in the webshop)		

**accessories for** 508123

	<b>Part No.</b>	508116	<b>Ref. No.</b>	00002450 2450
union nut thread M10x1 H 16mm WS 16 plastic Qty 1 pcs				

## tank inlets



<b>Part No.</b>	508301	<b>Ref. No.</b>	00005073
<b>description</b>	tank inlet plastic M9x1.5 hose ø 4mm		
<b>For models:</b>	AL50.34E, ALISEO40.28E, ALISEO45.32E, GL1040, GL1240, GL8.50E, GL8.50EM, LP55-65, LP65-65, PASSPORT45.30, PASSPORT50.32, PASSPORT50.40		




<b>Part No.</b>	508306	<b>Ref. No.</b>	00009528
<b>description</b>	tank inlet SS		
<b>For models:</b>	AL1200E, AL1500E, AL40.28E, AL40.28EM, AL45.32E, AL45.32EM, AL50.34E, AL50.34EM, AL50.40E, AL50.40EM, AL55.45E, AL55.45EM, AL55.45EM-P, AL55.45E-P, ALISEO40.28E, ALISEO45.32E, AP1000, AP35.21, AP35.21DA, AP38.25, AP38.25DA, AP40.28, AP40.28DA, AP45.30, AP45.30DA, AP50.32, AP50.32DA, AP50.35, AP50.35DA, AP55.40, AP55.40DA, AU125-80, AU55-65, AU55-80, AU65-65, AW4028, AW45.32, COMPACT20, EURO500, GEMINICF, GEMINI-CF, GL1040, GL1240, LP125-80, LP55-65, LP55-80, LP65-65, LPC1500, PROGRAM25CF, PROGRAM25CR		




hoses


drain hoses




<b>Part No.</b>	508043	<b>Ref. No.</b>	00000638
<b>description</b>	drain hose DN19 L 2000mm straight $\varnothing$ inside 19/30mm straight ext. $\varnothing$ 26/34mm outer hose $\varnothing$ 25mm		
<b>For models:</b>	AC20, AC25, AC26, AE35.21, AE38.25, AE40.29, AE40.30, AL45.32E, AL45.32EM, ALISEO40.28E, ALISEO422, ALISEO428, ALISEO45.32E, AP35.21, AP35.21DA, AP38.25, AP38.25DA, AP40.28, AP40.28DA, AP40.29, AP40.29DA, AP40.31, AP40.31DA, AS40.31, AS40.31DA, AS40.31DGT, AS40.31DGT-DA, AW4028, COMPACT20, EURO350, EURO380, EURO400, GEMINICF, GEMINI-CF, GEMINI-CR, MASTER21, MINIBAR, MINIBAR-CF, MINIBAR-CR, PROGRAM25CF, PROGRAM25CR		



<b>Part No.</b>	530587	<b>Ref. No.</b>	00002188
<b>description</b>	drain hose DN28 L 2000mm straight $\varnothing$ inside 32mm straight ext. $\varnothing$ 40mm outer hose $\varnothing$ 35mm		
<b>For models:</b>	AE1000, AE1200, AE45.30, AE50.32, AE50.35, AH1000, AH1000Easy, AH1100, AH1100DGT, AH1200, AH1200DGT, AH1400, AL1200E, AL1400, AL1500E, AL40.28, AL40.28E, AL40.28EM, AL45.32, AL45.32E, AL45.32EM, AL50.34, AL50.34E, AL50.34EM, AL50.40, AL50.40E, AL50.40EM, AL50.45, AL55.45E, AL55.45EM, AL55.45EM-P, AL55.45E-P, AP1000, AP1200, AP45.30, AP45.30DA, AP50.32, AP50.32DA, AP50.35, AP50.35DA, AP55.40, AP55.40DA, AS50.35, AS50.35DA, AS50.35DGT, AS50.35DGT-DA, AS50.40, AS50.40DA, AS50.40DGT, AS50.40DGT-DA... (Other models you can see in the webshop)		



<b>Part No.</b>	530489	<b>Ref. No.</b>	K01085
<b>description</b>	drain hose DN19 L 2000mm A int. $\varnothing$ 22mm A ext. $\varnothing$ 27mm B int. $\varnothing$ 19mm B ext. $\varnothing$ 24mm outer hose $\varnothing$ 22mm		



<b>Part No.</b>	530570	<b>Ref. No.</b>	638
<b>description</b>	drain hose DN21 L 2000mm A int. $\varnothing$ 21mm A ext. $\varnothing$ 25mm B int. $\varnothing$ 20/29mm B ext. $\varnothing$ 27/35mm outer hose $\varnothing$ 25mm		

industrial hoses

nylon hoses



<b>Part No.</b>	520091	<b>Ref. No.</b>	00000135
<b>description</b>	nylon hose ID $\varnothing$ 4mm ED $\varnothing$ 6mm L 2m thickness 1mm operating p. 10bar burst p. 50bar t.max. 100°C transparent		
<b>For models:</b>	AC20, AC25, AC26, AE1000, AE1200, AE35.21, AE38.25, AE40.29, AE40.30, AE45.30, AE50.32, AE50.35, AH1000, AH1000Easy, AH1100, AH1100DGT, AH1200, AH1200DGT, AH1400, AL1400, AL40.28, AL40.28E, AL40.28EM, AL45.32, AL45.32E, AL45.32EM, AL50.34, AL50.34E, AL50.34EM, AL50.40, AL50.40E, AL50.40EM, AL50.45, AL55.45E, AL55.45EM, AL55.45EM-P, AL55.45E-P, ALISEO40.28E, ALISEO422, ALISEO428, ALISEO45.32E, AP1000, AP1200, AP35.21, AP35.21DA, AP38.25, AP38.25DA, AP40.28, AP40.28DA, AP40.29... (Other models you can see in the webshop)		

pressure control hoses



<b>Part No.</b>	530560	<b>Ref. No.</b>	00002329
<b>description</b>	pressure control hose ID $\varnothing$ 5mm ED $\varnothing$ 9mm L 5m operating p. 30bar burst p. 90bar temp.-resist. 60°C		
<b>For models:</b>	AC20, AC25, AC26, AE1000, AE1200, AE35.21, AE38.25, AE40.29, AE40.30, AE45.30, AE50.32, AE50.35, AH1000, AH1000Easy, AH1100, AH1100DGT, AH1200, AH1200DGT, AH1400, AL1200E, AL1400, AL1500E, AL40.28, AL40.28E, AL40.28EM, AL45.32, AL45.32E, AL45.32EM, AL50.34, AL50.34E, AL50.34EM, AL50.40, AL50.40E, AL50.40EM, AL50.45, AL55.45E, AL55.45EM, AL55.45EM-P, AL55.45E-P, AP1000, AP1200, AP45.30, AP45.30DA, AP50.32, AP50.32DA, AP50.35, AP50.35DA, AP55.40, AP55.40DA, AS50.35, AS50.35DA, AS50.35DGT, AS50.35DGT-DA, AS50.40, AS50.40DA, AS50.40DGT, AS50.40DGT-DA... (Other models you can see in the webshop)		

formed hoses

straight



<b>Part No.</b>	508045	<b>Ref. No.</b>	00000700
<b>description</b>	formed hose dishwasher straight		
<b>For models:</b>	AC25, AC26, GEMINICF, GEMINI-CF, GEMINI-CR, PROGRAM25CF, PROGRAM25CR		



1

<b>Part No.</b>	508092	<b>Ref. No.</b>	00002139
<b>description</b>	formed hose dishwasher straight		
<b>For models:</b>	AC20, AE35.21, AP35.21, AP35.21DA, COMPACT20, EURO350, EURO380, EURO400, MASTER21, MINIBAR, MINIBAR-CF, MINIBAR-CR, TR3500, TR4000, TR5000, TRC250, TRR2500		



1

<b>Part No.</b>	508118	<b>Ref. No.</b>	00002480
<b>description</b>	formed hose dishwasher straight		
<b>For models:</b>	AE35.21, AE38.25, AE40.29, AE40.30, AE45.30, AL40.28, AL40.28E, AL40.28EM, AL45.32, AL45.32E, AL45.32EM, ALISE040.28E, ALISE0422, ALISE0428, ALISE045.32E, AP35.21, AP35.21DA, AP38.25, AP38.25DA, AP40.28, AP40.28DA, AP40.29, AP40.29DA, AP40.31DA, AP45.30, AP45.30DA, AS40.31DA, AS40.31DGT-DA, AW4028, GL4.32E, GL4.32EM, PASSPORT45.30, PROJECT28, PROJECT28E, PROJECT28EM, SELF4.32, SELF400		



1

<b>Part No.</b>	508166	<b>Ref. No.</b>	00002732
<b>description</b>	formed hose dishwasher straight equiv. no. 2732		
<b>For models:</b>	AH1400, AL1200E, AL1400, AL1500E, AU-H1400, GL1040, GL1240, LP55-65, LP65-65, LPC1500		



1

<b>Part No.</b>	508248	<b>Ref. No.</b>	00004171
<b>description</b>	formed hose dishwasher straight equiv. no. 4171		
<b>For models:</b>	AP38.25, AP38.25DA, AP40.28, AP40.28DA, AP40.29, AP40.29DA, AP40.31, AP40.31DA, AS40.31, AS40.31DA, AS40.31DGT, AS40.31DGTDA		



1

<b>Part No.</b>	508290	<b>Ref. No.</b>	00004935
<b>description</b>	formed hose dishwasher straight equiv. no. 4935		
<b>For models:</b>	AE1000, AP1000, GL1040, GL1240		



1

<b>Part No.</b>	508325	<b>Ref. No.</b>	00006534
<b>description</b>	formed hose dishwasher straight equiv. no. 6534		
<b>For models:</b>	AL50.45, AL55.45E, AL55.45EM, AL55.45EM-P, AL55.45E-P, AU55-65, AU55-80, AU65-65, AU-L55.45		



1


<b>Part No.</b>	508327	<b>Ref. No.</b>	00006544
<b>description</b>	formed hose dishwasher straight equiv. no. 6544		
<b>For models:</b>	AL50.34, AL50.34E, AL50.34EM, AL50.40, AL50.40E, AL50.40EM		




1


<b>Part No.</b>	508165	<b>Ref. No.</b>	00002731
<b>description</b>	formed hose dishwasher straight mounting pos. upper		
<b>For models:</b>	AH1200, AH1200DGT, AH1400, AL1400, AP1200, AU-H1400, GL1040, GL1240, LP55-65, LP65-65, LPC1500		





			
1			
<b>Part No.</b>	508213	<b>Ref. No.</b>	00003072
<b>description</b>	formed hose dishwasher straight mounting pos. upper equiv. no. 3072		
<b>For models:</b>	AE1000, AE1200, AE50.32, AE50.35, AH1000, AH1000Easy, AH1100, AH1100DGT, AL50.34, AL50.34E, AL50.34EM, AL50.40, AL50.40E, AL50.40EM, AL50.45, AL55.45E, AL55.45EM, AL55.45EM-P, AL55.45E-P, AP1000, AP50.32, AP50.32DA, AP50.35, AP50.35DA, AP55.40, AP55.40DA, AS50.35, AS50.35DA, AS50.35DGT, AS50.35DGT-DA, AS50.40, AS50.40DA, AS50.40DGT, AS50.40DGT-DA, AU-L55.45, AU-P55.40, AUS55.40, AU-S55.40DGT, EURO500, GL5.34, GL5.34E, GL7.38, GL7.40E, GL7.40EM, GL8.50E, GL8.50EM, PASSPORT50.32, PASSPORT50.40		


<b>form L</b>			
			
1			
<b>Part No.</b>	508128	<b>Ref. No.</b>	00002549
<b>description</b>	formed hose end piece A ext. ø 75.5mm end piece A int. ø 63.5mm AD2 ø 100mm ø end piece B 88mm warewashing L-shape extraction hose equiv. no. 2549		
<b>For models:</b>	GL1040, GL1240, LP55-65, LP65-65		

			
1			
<b>Part No.</b>	508099	<b>Ref. No.</b>	00002157
<b>description</b>	formed hose warewashing L-shape equiv. no. 2157		
<b>For models:</b>	GL500CF, GL500CR, GL700CF, GL700CR, PROJECT28, PROJECT28E, PROJECT28EM		

			
1			
<b>Part No.</b>	508147	<b>Ref. No.</b>	00002655
<b>description</b>	formed hose warewashing L-shape equiv. no. 2655		
<b>For models:</b>	AE1000, AE45.30, AE50.32, AE50.35, AP1000, AP45.30, AP45.30DA, AP50.32, AP50.32DA, AP50.35, AP50.35DA, AP55.40, AP55.40DA, AS50.35, AS50.35DA, AS50.35DGT, AS50.35DGT-DA, AS50.40, AS50.40DA, AS50.40DGT, AS50.40DGT-DA, AU-P55.40, AU-S55.40, AU-S55.40DGT, EURO500, GL4.32E, GL4.32EM, GL5.34, GL500CF, GL500CR, GL7.38, GL7.40E, GL7.40EM, GL700CF, GL700CR, GL8.50E, GL8.50EM, PASSPORT45.30, PASSPORT50.32, PASSPORT50.40, PROJECT28, PROJECT28E, PROJECT28EM, SELF4.32, SELF400		

			
1			
<b>Part No.</b>	508201	<b>Ref. No.</b>	00002927
<b>description</b>	formed hose warewashing L-shape equiv. no. 2927		
<b>For models:</b>	AC20, AC25, AE1000, AE1200, AE35.21, AE38.25, AE40.29, AE40.30, AE45.30, AE50.32, AE50.35, AH1000, AH1000Easy, AH1100, AH1100DGT, AH1200, AH1200DGT, AH1400, AL1200E, AL1400, AL1500E, AL40.28, AL40.28E, AL40.28EM, AL45.32, AL45.32E, AL45.32EM, AL50.34, AL50.34E, AL50.34EM, AL50.40, AL50.40E, AL50.40EM, AL50.45, AL55.45E, AL55.45EM, AL55.45EM-P, AL55.45E-P, ALISEO422, ALISEO428, AP1000, AP1200, AP35.21, AP35.21DA, AP38.25, AP38.25DA, AP40.28, AP40.28DA, AP40.29, AP40.29DA...(Other models you can see in the webshop)		

			
1			
<b>Part No.</b>	508205	<b>Ref. No.</b>	00002962
<b>description</b>	formed hose warewashing L-shape equiv. no. 2962		
<b>For models:</b>	AE45.30, AE50.32, AE50.35, AL50.34, AL50.34E, AL50.34EM, AL50.40, AL50.40E, AL50.40EM, AL50.45, AL55.45E, AL55.45EM, AL55.45EM-P, AL55.45E-P, ALISEO40.28E, ALISEO45.32E, AP45.30, AP45.30DA, AP50.32, AP50.32DA, AP50.35, AP50.35DA, AP55.40, AP55.40DA, AS50.35, AS50.35DA, AS50.35DGT, AS50.35DGT-DA, AS50.40, AS50.40DA, AS50.40DGT, AS50.40DGT-DA, AU-L55.45, AU-P55.40, AU-S55.40, AU-S55.40DGT, AW4028, EURO500, GL4.32E, GL4.32EM, GL5.34, GL5.34E, GL7.38, GL7.40E, GL7.40EM, GL8.50E, GL8.50EM, PASSPORT45.30, PASSPORT50.32, PASSPORT50.40...(Other models you can see in the webshop)		

			
1			
<b>Part No.</b>	508214	<b>Ref. No.</b>	00003080
<b>description</b>	formed hose warewashing L-shape equiv. no. 3080		
<b>For models:</b>	AE35.21, AE38.25, AE40.29, AE40.30, AP35.21, AP35.21DA, AP38.25, AP38.25DA, AP40.28, AP40.28DA, AP40.29, AP40.29DA, EURO350, EURO380, EURO400, GL4.32E		

			
1			
<b>Part No.</b>	508294	<b>Ref. No.</b>	00004984
<b>description</b>	formed hose warewashing L-shape equiv. no. 4984		



1

<b>Part No.</b>	508295	<b>Ref. No.</b>	00004985
<b>description</b>	formed hose warewashing L-shape equiv. no. 4985		
<b>For models:</b>	ALISEO422, ALISEO428		



1

<b>Part No.</b>	508373	<b>Ref. No.</b>	00000161
<b>description</b>	hose end piece A ext. ø 27mm end piece A int. ø 23mm L2 60mm L1 195mm		
<b>For models:</b>	AC20, ALISEO40.28E, ALISEO45.32E, AW4028, AW45.32, COMPACT20, GEMINI-CF, PROGRAM25CF, PROGRAM25CR		

## miscellaneous

1

<b>Part No.</b>		<b>Ref. No.</b>	00215710
<b>description</b>	formed hose		
<b>For models:</b>	SELF400		

## fittings, hose and pipe connectors

### fittings

#### double nipples



1

<b>Part No.</b>	521192	<b>Ref. No.</b>	00003207
<b>description</b>	double nipple brass thread 1"-3/4" Qty 1 pcs		
<b>For models:</b>	AU125-80, AU55-65, AU55-80, AU65-65, LP125-80, LP55-65, LP55-80, LP65-65		

### reducers



1

<b>Part No.</b>	520183	<b>Ref. No.</b>	00003206
<b>description</b>	reducer thread 1" ET - 3/4" IT brass		
<b>For models:</b>	LP55-65, LP55-80, LP65-65		

### hose connectors

#### producer-specific



1

<b>Part No.</b>	508060	<b>Ref. No.</b>	00001387
<b>description</b>	hose connector		
<b>For models:</b>	AL55.45E, AL55.45E-P, AP55.40, AP55.40DA, AU-H1400, AU-L55.45, AU-P55.40, AU-S55.40, AU-S55.40DGT, LP55-65, LP65-65, LPC1500, PASSPORT50.40		



1

<b>Part No.</b>	508149	<b>Ref. No.</b>	00002674
<b>description</b>	hose connector for boiler		
<b>For models:</b>	MASTER21, TR1650, TR1650N, TR2000, TR2500		




1

<b>Part No.</b>	508278	<b>Ref. No.</b>	00004760
<b>description</b>	reducer D1 ø 18mm D2 ø 30mm		
<b>For models:</b>	ALISEO422, ALISEO428		




 <p>1</p>			
<b>Part No.</b>	508123	<b>Ref. No.</b>	00002503
<b>description</b>	T-piece 3-way hose ø 13-5-13mm plastic		
<b>For models:</b>	AC20, AC25, AC26, AE1000, AE1200, AE35.21, AE38.25, AE40.29, AE40.30, AE45.30, AE50.32, AE50.35, AH1000, AH1000Easy, AH1100, AH1100DGT, AH1200, AH1200DGT, AH1400, AL1200E, AL1400, AL1500E, AL40.28, AL40.28E, AL40.28EM, AL45.32, AL45.32E, AL45.32EM, AL50.34, AL50.34E, AL50.34EM, AL50.40, AL50.40E, AL50.40EM, AL50.45, AL55.45E, AL55.45EM, AL55.45EM-P, AL55.45E-P, ALISEO40.28E, ALISEO422, ALISEO428, ALISEO45.32E, AP1000, AP1200, AP35.21, AP35.21DA, AP38.25, AP38.25DA, AP40.28...(Other models you can see in the webshop)		
<b>accessories for</b>	508123		
			
<b>Part No.</b>	508116	<b>Ref. No.</b>	00002450 2450
<b>description</b>	union nut thread M10x1 H 16mm WS 16 plastic Qty 1 pcs		

 <p>1</p>			
<b>Part No.</b>	541306	<b>Ref. No.</b>	00005576 00005693
<b>description</b>	thermometer mounting measurements 62x11mm 0 up to +120°C capillary pipe 3000mm probe ø 6mm probe L 27mm		
<b>For models:</b>	AH1000, AH1000Easy, AH1100, AH1200, AL40.28EM, AL45.32EM, AL50.34EM, AL50.40EM, AL55.45EM, AL55.45EM-P, AP1000, AP1200, AP45.30, AP45.30DA, AP50.32, AP50.32DA, AP50.35, AP50.35DA, AP55.40, AP55.40DA, AS50.35, AS50.35DA, AS50.40, AS50.40DA, AUP55.40, AU-S55.40, GL1040, GL1240, PASSPORT45.30, PASSPORT50.32, PASSPORT50.40		

## ancillary products

### clamps


#### double wire clamps

 <p>1</p>			
<b>Part No.</b>	505351	<b>Ref. No.</b>	388
<b>description</b>	wire clamp ø 11.6-12.2mm wire gauge ø 1.5mm zinc-coated steel Qty 100 pcs		

## measuring equipment

### thermometers

#### built-in thermometers

 <p>1</p>			
<b>Part No.</b>	541086	<b>Ref. No.</b>	6460
<b>description</b>	thermometer mounting measurements 58x25.5mm 0 up to +120°C capillary pipe 2000mm probe ø 6mm probe L 23mm		

<p>ø38mm</p>  <p>1</p>			
<b>Part No.</b>	541912	<b>Ref. No.</b>	00005421
<b>description</b>	thermometer mounting ø 38mm t.max. 120°C 0-120°C probe ø 6.5mm probe L 25mm capillary pipe 3000mm		
<b>For models:</b>	TR1650, TR1650N, TR2000, TR2500, TRC250		

<p>ø40mm</p>  <p>1</p>			
<b>Part No.</b>	541037	<b>Ref. No.</b>	00002620
<b>description</b>	thermometer mounting ø 40mm t.max. 120°C 0 up to +120°C probe ø 6.5mm probe L 25mm capillary pipe 2000mm		
<b>For models:</b>	LP55-65, LP65-65		





## fastening material

## screws

## sheet metal screws



<b>Part No.</b>	560000	<b>Ref. No.</b>	00001976
<b>description</b>	sheet-metal screw ø 4.8mm L 16mm SS Qty 1 pcs head ø 13mm		

## hexagonal screws



<b>Part No.</b>	560079	<b>Ref. No.</b>	00000052
<b>description</b>	hexagonal screw thread M6 thread L 12mm SS WS 10 Qty 20 pcs DIN 933 / ISO 4017		
<b>For models:</b>	PASSPORT50.32		

## knurled screws



<b>Part No.</b>	508047	<b>Ref. No.</b>	00001133 4374
<b>description</b>	Thumb screw ø 22mm thread M6 thread L 6mm		
<b>For models:</b>	AL40.28E, AL40.28EM, AL45.32E, AL45.32EM, AL50.34E, AL50.34EM, AL50.40E, AL50.40EM, AL55.45E, AL55.45EM, AL55.45EM-P, AL55.45E-P, ALISEO40.28E, ALISEO422, ALISEO428, ALISEO45.32E, AP1000, AP50.35, AP50.35DA, AP55.40, AP55.40DA, COMPACT20, GEMINI-CF, GL4.32E, GL4.32EM, GL5.34, GL5.34E, GL500CF, GL7.38, GL7.40E, GL7.40EM, GL700CF, GL8.50E, GL8.50EM, MASTER21, MINIBAR-CF, PASSPORT50.40, PROGRAM25CF, PROJECT28, PROJECT28E, PROJECT28EM, SELF4.32, SELF400		



<b>Part No.</b>	508254	<b>Ref. No.</b>	00004374
<b>description</b>	Thumb screw thread M6 thread L 4mm ø 22mm H 9mm SS Qty 1 pcs		
<b>For models:</b>	AC20, AC25, AC26, AE1000, AE1200, AE35.21, AE38.25, AE40.29, AE40.30, AE45.30, AE50.32, AE50.35, AH1000, AH1000Easy, AH1100, AH1100DGT, AL40.28, AL40.28E, AL45.32, AL45.32E, AL50.34, AL50.34E, AL50.40, AL50.40E, AL50.45, AL55.45E, AL55.45E-P, ALISEO40.28E, ALISEO45.32E, AP1000, AP35.21, AP35.21DA, AP38.25, AP38.25DA, AP40.28, AP40.28DA, AP40.29, AP40.29DA, AP40.31, AP40.31DA, AP45.30, AP45.30DA, AP50.32, AP50.32DA, AP50.35, AP50.35DA, AP55.40, AP55.40DA, AS40.31, AS40.31DA...(Other models you can see in the webshop)		

## nuts

## plate nuts



<b>Part No.</b>	560004	<b>Ref. No.</b>	00000064
<b>description</b>	plate nut hole ø 2.9mm L 17mm W 12mm		

## cap nuts



<b>Part No.</b>	560136	<b>Ref. No.</b>	00001013
<b>description</b>	cap nuts thread M5 WS 8 SS Qty 20 pcs DIN/ISO DIN 1587		
<b>For models:</b>	GSN, SPF, STAR-1, STAR-2, STAR-4, STAR-6		

## hexagonal nuts

## DIN 439 / ISO 4035/8675



<b>Part No.</b>	560511	<b>Ref. No.</b>	00003289
<b>description</b>	nut thread M8 H 4mm SS WS 13 Qty 1 pcs DIN/ISO DIN 439		
<b>For models:</b>	TR1200, TR1650, TR1650N, TR2000, TR2500, TR3000, TR3500, TR4000, TR5000, TRC250, TRR2500		

## hexagonal nuts metric (without norm)



<b>Part No.</b>	519546	<b>Ref. No.</b>	00010273
<b>description</b>	nut thread M10x0.75 H 3.45mm WS 14 brass Qty 1 pcs		
<b>For models:</b>	AE1000, AE35.21, AE38.25, AE40.29, AE40.30, AE45.30, AE50.32, AE50.35, AP35.21, AP35.21DA, AP38.25, AP38.25DA, AP40.29, AP40.29DA, AP45.30, AP45.30DA, AP50.32, AP50.32DA, AP50.35, AP50.35DA, AP55.40, AP55.40DA		



<b>Part No.</b>	520231	<b>Ref. No.</b>	00000267
<b>description</b>	nut thread M10x1 H 6mm WS 14 zinc-coated steel Qty 1 pcs		
<b>For models:</b>	AC25, AC26, AE1000, AE1200, AE35.21, AE38.25, AE40.29, AE40.30, AE45.30, AE50.32, AE50.35, AH1000, AH1000Easy, AH1100, AH1100DGT, AH1200, AH1200DGT, AH1400, AL1200E, AL1400, AL1500E, AL40.28, AL40.28E, AL40.28EM, AL45.32, AL45.32E, AL45.32EM, AL50.34, AL50.34E, AL50.34EM, AL50.40, AL50.40E, AL50.40EM, AL50.45, AL55.45E, AL55.45EM, AL55.45EM-P, AL55.45E-P, AP1000, AP1200, AP35.21, AP35.21DA, AP38.25, AP38.25DA, AP40.28, AP40.28DA, AP40.29, AP40.29DA, AP40.31, AP40.31DA...(Other models you can see in the webshop)		



washers

washers

DIN 9021



<b>Part No.</b>	560398	<b>Ref. No.</b>	00008005
<b>description</b>	plain washer ID ø 6.5mm ED ø 22mm thickness 1.5mm SS Qty 1 pcs		
<b>For models:</b>	PASSPORT50.32, TRC250		

miscellaneous



<b>Part No.</b>	696552	<b>Ref. No.</b>	00001011
<b>description</b>	disc ID ø 5mm ED ø 13mm H 3mm SS Qty 1 pcs thickness 3mm		
<b>For models:</b>	GSN, SPF, STAR-1, STAR-2, STAR-4, STAR-6		



<b>Part No.</b>	560512	<b>Ref. No.</b>	00007213
<b>description</b>	disc ID ø 7mm ED ø 16mm thickness 0.85mm FIBER Qty 1 pcs		
<b>For models:</b>	GSN, SPF, STAR-1, STAR-2, STAR-4, STAR-6		



<b>Part No.</b>	560516	<b>Ref. No.</b>	00007998
<b>description</b>	plain washer ID ø 22mm ED ø 33mm thickness 0.6mm SS Qty 1 pcs		
<b>For models:</b>	AU125-80, AU55-65, AU55-80, AU65-65, LP125-80, LP55-65, LP55-80, LP65-65		



<b>Part No.</b>	560517	<b>Ref. No.</b>	00005259
<b>description</b>	plain washer ID ø 6.6mm ED ø 33mm thickness 2mm SS Qty 1 pcs		
<b>For models:</b>	TR1200, TR1650, TR1650N, TR2000, TR2500, TR3000, TR3500, TR4000, TR5000, TRC250, TRR2500		



<b>Part No.</b>	696551	<b>Ref. No.</b>	00008888
<b>description</b>	plain washer ID ø 8mm ED ø 22.4mm thickness 1.5mm SS Qty 1 pcs		
<b>For models:</b>	TR1200, TR1650, TR1650N, TR2000, TR2500, TR3000, TR3500, TR4000, TR5000, TRC250, TRR2500		

fasteners

slot nuts



<b>Part No.</b>	560515	<b>Ref. No.</b>	00006511
<b>description</b>	slot nut W 6mm H 6mm L 70mm		
<b>For models:</b>	TR1200, TR1650, TR1650N, TR2000, TR2500, TR3000, TR3500, TR4000, TR5000, TRC250, TRR2500		

clamps

double wire clamps



<b>Part No.</b>	505351	<b>Ref. No.</b>	388
<b>description</b>	wire clamp ø 11.6-12.2mm wire gauge ø 1.5mm zinc-coated steel Qty 100 pcs		

retaining rings

DIN 471



<b>Part No.</b>	508014	<b>Ref. No.</b>	00000113
<b>description</b>	retaining ring shaft ø 9mm DIN 471		
<b>For models:</b>	AE1000, AE45.30, AE50.32, AE50.35, ALISE040.28E, ALISE0422, ALISE0428, ALISE045.32E, AP1000, AP45.30, AP45.30DA, AP50.32, AP50.32DA, AP50.35, AP50.35DA, AP55.40, AP55.40DA, AS50.35, AS50.35DA, AS50.35DGT, AS50.35DGT-DA, AS50.40, AS50.40DA, AS50.40DGT, AS50.40DGT-DA, AU125-80, AU55-65, AU55-80, AU65-65, AU-P55.40, AU-S55.40, AU-S55.40DGT, AW4028, EURO500, GL1040, GL1240, GL4.32E, GL4.32EM, GL5.34, GL5.34E, GL7.38, GL7.40E, GL7.40EM, GL8.50E, GL8.50EM, LP125-80, LP55-65, LP55-80, LP65-65, PASSPORT45.30...(Other models you can see in the webshop)		

**GASTRO**PARTS.COM

