



GASTROPARTS

Adler

- [EN]** Equipment
- [DE]** Geräte
- [ES]** Aparatos
- [FR]** Équipement
- [IT]** Attrezzature
- [PL]** Urządzenia
- [RU]** Оборудование

✉ gastroparts@gastroparts.com

☎ +48 56 657 00 66

📘 fb.com/gastroparts.global

GASTROPARTS.COM

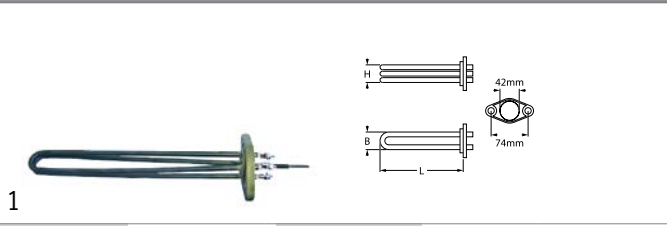






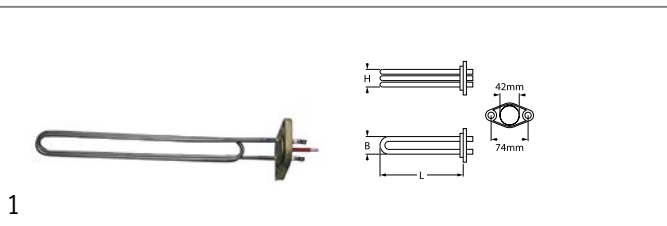
heating elements



immersion heating elements

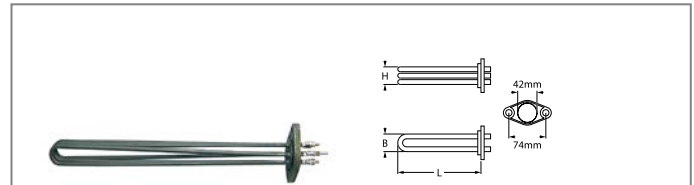
2 hole flange 74mm









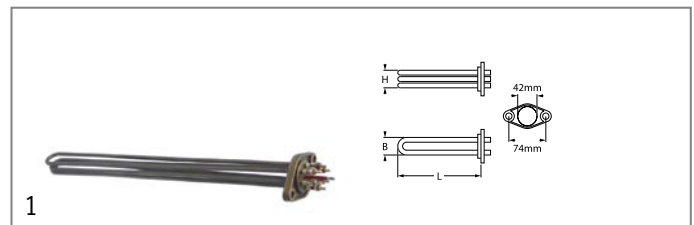
Part No.	415188	Ref. No.	20069
description	heating element 2400W 230V mounting \varnothing 42mm heating circuits 2 L 248mm W 33mm H 25mm hole distance 74mm hole \varnothing 9.5mm connection M4 immersion heater 2 hole flange		
For models:	AT40, AT40DP, B100, B101, B101F, B101H, B102, B103, B103F, B201, B203, B301, B40, B41, CF101, CF103, CF11, CF235, CF35, CF35-1, CF35-1DP, CF35DP, CF40-1, CF40-1DL, CF40-1DLD, CF40-1DP, CF40-1E, CF40-1EDP, CF40DL, CF40DLD, CF40E, CF40EDP, COMPACT-EXTRACTIBLE, DL240, DL240-1, DL240-1DP, DL240DP, DS101, DS103, DS11, DS13, DS201, DS203, DS21, DS23, DS412, DS412PD, DSF101, DSF103, DSF11...(Other models you can see in the webshop)		
accessories for	415188		
	Part No.	521124	Ref. No. 050 60009
	flat gasket rubber ED \varnothing 52mm ID \varnothing 42mm thickness 6mm Qty 1 pcs		
	Part No.	550444	Ref. No. 10417
	protection cap \varnothing 47mm H 40mm		




Part No.	415189	Ref. No.	20072
description	heating element 2800W 230V mounting \varnothing 42mm heating circuits 1 L 340mm W 15mm H 35mm tube \varnothing 6.3mm hole distance 74mm hole \varnothing 9mm connection male faston 6.3mm immersion heater 2 hole flange		
For models:	A350, A500, AT50, B303, B303F, CF50, CF50A, CF50A400, CF50ADP, CF50ADP400, CF50DP, CF50DPPD, DS600, DS600DP, DS600DP-DVGW, DS600DP-PD, DS600DPPD-DVGW, DS600-DVGW, PM50, PM50DP, PM50DPPB, PM50DPPD, PM50DPPDPB, PM50E, PM50PB, PM50PD, PM50PDPB, PMA50, PMA50DP, PMA50DPPB, PMA50DPPD, PMA50DPPDPB, PMA50PB, PMA50PD, PMA50PDPB		
accessories for	415189		
	Part No.	521124	Ref. No. 050 60009
	flat gasket rubber ED \varnothing 52mm ID \varnothing 42mm thickness 6mm Qty 1 pcs		
	Part No.	550444	Ref. No. 10417
	protection cap \varnothing 47mm H 40mm		




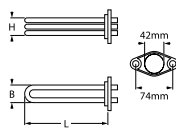




Part No.	416024	Ref. No.	20080
description	heating element 6000W 230V mounting \varnothing 42mm heating circuits 3 L 340mm W 34mm H 30mm hole distance 75mm hole \varnothing 9mm connection M4 immersion heater 2 hole flange flange length 93mm flange width 57mm		
For models:	A500, A720, AT50, B301, B303, CF50, CF50A, CF50A400, CF50ADP, CF50ADP400, CF50DP, CF50DPPD, CF70PD, DS600, DS600DP, DS600DP-DVGW, DS600DP-PD, DS600DPPD-DVGW, DS600-DVGW, PM50, PM50DP, PM50DPPB, PM50DPPD, PM50DPPDPB, PM50E, PM50PB, PM50PD, PM50PDPB, PMA50, PMA50DP, PMA50DPPB, PMA50DPPD, PMA50DPPDPB, PMA50PB, PMA50PD, PMA50PDPB		
accessories for	415190		
	Part No.	521103	Ref. No. —
	nut thread M4 H 3mm WS 7 brass Qty 20 pcs		
	Part No.	521104	Ref. No. —
	washer ID \varnothing 4.3mm ED \varnothing 8mm thickness 0.5mm brass Qty 20 pcs for thread M4		
	Part No.	521124	Ref. No. 050 60009
	flat gasket rubber ED \varnothing 52mm ID \varnothing 42mm thickness 6mm Qty 1 pcs		
	Part No.	550444	Ref. No. 10417
	protection cap \varnothing 47mm H 40mm		
	Part No.	560111	Ref. No. —
	plain washer ID \varnothing 4.3mm ED \varnothing 9mm thickness 0.8mm SS Qty 20 pcs DIN 125A for thread M4		
	Part No.	560131	Ref. No. —
	hexagonal nut thread M4 H 3.2mm WS 7 SS DIN/ISO DIN 934 / ISO 4032/8673 Qty 20 pcs		



Part No.	416024	Ref. No.	20083
description	heating element 6000W immersion heater		
For models:	A1080, A900, DS1200		
accessories for	416024		
	Part No.	550444	Ref. No. 10417
	protection cap \varnothing 47mm H 40mm		

1 electric components



 			
Part No.	416023	Ref. No.	20084
description	heating element 9000W 230V mounting \varnothing 42mm heating circuits 3 L 395mm W 37mm H 30mm tube \varnothing 6.3mm hole distance 74mm hole \varnothing 9.5mm connection M4 immersion heater 2 hole flange		
For models:	CF1000, CF1201A, CF1201A-BLACK, DS1200A, DS2000, F1201A, F22TJET-TECH		
accessories for	416023		
	Part No.	503121	Ref. No. 60242
	tooth lock washer ID \varnothing 8.4mm ED \varnothing 15mm SS Qty 1 pcs		
	Part No.	521124	Ref. No. 050 60009
	flat gasket rubber ED \varnothing 52mm ID \varnothing 42mm thickness 6mm Qty 1 pcs		
	Part No.	550444	Ref. No. 10417
	protection cap \varnothing 47mm H 40mm		
	Part No.	560506	Ref. No. 60210
	nut thread M8 H 6.4mm WS 13 brass DIN/ISO DIN 934 / ISO 4032/8673 Qty 1 pcs		

			
Part No.	415185	Ref. No.	20070
description	heating element 2000W 230V heating circuits 1 thread 1" L 270mm W 26mm H 25mm tube \varnothing 6.3mm connection male faston 6.3mm immersion heater flange with thread		
For models:	B100, B101, B101F, B101H, B102, B103, B103F, B201, B203, B301, B303, B303F, B40, B41, CF101, CF103, CF11, CF35, CF35-1, CF35-1DP, CF35DP, CF40-1DL, CF40-1DLDP, CF40DL, CF40DLDP, DL240, DL240-1, DL240-1DP, DL240DP, DS101, DS103, DS11, DS13, DS201, DS203, DS21, DS23, DSF101, DSF103, DSF11, DSF13		
accessories for	415185		
	Part No.	510404	Ref. No. 60005
	flat gasket fibre ED \varnothing 44mm ID \varnothing 34mm thickness 2mm Qty 1 pcs		
	Part No.	510422	Ref. No. —
	gasket copper ED \varnothing 37.7mm ID \varnothing 32.5mm thickness 2.7mm for thread 1"		
	Part No.	520233	Ref. No. 10426
	nut thread 1" H 6mm brass WS 47 Qty 1 pcs		

			
Part No.	415187	Ref. No.	20088
description	heating element 2800W 230V heating circuits 1 thread 1½" L 255mm W 38mm H 28mm H2 33mm tube \varnothing 6.5mm connection male faston 6.3mm immersion heater flange with thread		
For models:	A500, AT50, CF50, CF50A, CF50A400, CF50ADP, CF50ADP400, CF50DP, CF50DPPD, DS600, DS600DP, DS600DP-DVGW, DS600DP-PD, DS600DPPD-DVGW, DS600-DVGW		
accessories for	415187		
	Part No.	510424	Ref. No. —
	gasket copper ED \varnothing 55mm ID \varnothing 48mm thickness 2.2mm Centellen for thread 1½"		
	Part No.	520211	Ref. No. —
	reducer thread 2" ET - 1½" IT brass		
	Part No.	520212	Ref. No. 10433
	hexagonal nut thread 1½" brass WS 60 H 8mm		
	Part No.	550361	Ref. No. —
	blind flange \varnothing 58mm thread 1½"		





















			
Part No.	415186	Ref. No.	20075
description	heating element 4000W 230V heating circuits 3 thread 1½" L 315mm W 39mm H 40mm H1 18mm H2 22mm tube \varnothing 6.3mm connection M4 immersion heater flange with thread		
For models:	A1080, A720, A900, CF1000, CF1201A, CF70PD, DS1200, DS1200A, DS2000, F1201A		
spare parts for	415186		
	Part No.	510406	Ref. No. 60010
	flat gasket fibre ED \varnothing 60mm ID \varnothing 48mm thickness 3mm for thread 1½" Qty 1 pcs		
accessories for	415186		
	Part No.	510424	Ref. No. —
	gasket copper ED \varnothing 55mm ID \varnothing 48mm thickness 2.2mm Centellen for thread 1½"		
	Part No.	520211	Ref. No. —
	reducer thread 2" ET - 1½" IT brass		
	Part No.	520212	Ref. No. 10433
	hexagonal nut thread 1½" brass WS 60 H 8mm		
	Part No.	521103	Ref. No. —
	nut thread M4 H 3mm WS 7 brass Qty 20 pcs		
	Part No.	521104	Ref. No. —
	washer ID \varnothing 4.3mm ED \varnothing 8mm thickness 0.5mm brass Qty 20 pcs for thread M4		
	Part No.	550361	Ref. No. —
	blind flange \varnothing 58mm thread 1½"		
	Part No.	560111	Ref. No. —
	plain washer ID \varnothing 4.3mm ED \varnothing 9mm thickness 0.8mm SS Qty 20 pcs DIN 125A for thread M4		

Table continues overleaf



accessories for	415186			
	Part No.	560131	Ref. No.	—
	hexagonal nut thread M4 H 3.2mm WS 7 SS DIN/ISO DIN 934 / ISO 4032/8673 Qty 20 pcs			

				
Part No.	415909	Ref. No.	20556	
description	heating element 2000W 230V heating circuits 1 L 243mm W 34mm H 24mm L1 35mm L2 204mm thread M10x1 mounting distance 28mm tube ø 6.3mm 2 hole fixing connection male faston 6.3mm immersion heater			
For models:	AT40, AT40DP, CF235, CF40-1, CF40-1DP, CF40-1E, CF40-1EDP, CF40E, CF40EDP, COMPACT-EXTRACTIBLE			
accessories for	415909			
	Part No.	510416	Ref. No.	—
	flat gasket fibre ED ø 19mm ID ø 10.5mm thickness 1.5mm for thread M10 Qty 1 pcs			
	Part No.	510893	Ref. No.	60050
	O-ring EPDM thickness 2.62mm ID ø 9.92mm Qty 1 pcs			
	Part No.	520231	Ref. No.	—
	nut thread M10x1 H 6mm WS 14 zinc-coated steel Qty 1 pcs			
	Part No.	521129	Ref. No.	—
	nut thread M10 H 6mm SS WS 17 Qty 1 pcs DIN/ISO DIN 439			

				
Part No.	416022	Ref. No.	20504	
description	heating element 2000W 230V heating circuits 1 L 305mm W 36mm H 37mm H1 6.5mm H2 34mm thread M10x1 mounting distance 30mm tube ø 6.5mm connection male faston 6.3mm 2 hole fixing immersion heater			
For models:	DS400, DS400DP, DS400DP-PD, DS412, DS412PD			
accessories for	416022			
	Part No.	510416	Ref. No.	—
	flat gasket fibre ED ø 19mm ID ø 10.5mm thickness 1.5mm for thread M10 Qty 1 pcs			
	Part No.	510893	Ref. No.	60050
	O-ring EPDM thickness 2.62mm ID ø 9.92mm Qty 1 pcs			
	Part No.	520231	Ref. No.	—
	nut thread M10x1 H 6mm WS 14 zinc-coated steel Qty 1 pcs			
	Part No.	521129	Ref. No.	—
	nut thread M10 H 6mm SS WS 17 Qty 1 pcs DIN/ISO DIN 439			

thermostats

control and safety thermostats

EGO

control thermostats

55.10/19_ series




Part No.	390415	Ref. No.	20110 20111
description	thermostat t.max. 60°C temperature range fixed 60°C 1-pole 1CO 16A probe ø 6mm probe L 129mm capillary pipe 1470mm capillary pipe isolated 1430mm gland nut shaft Lmm shaft position		
For models:	A1080, A350, A500, A720, A900, B100, B101, B101F, B101H, B102, B103, B103F, B201, B203, B301, B303, B303F, B40, B41, CF1000, CF101, CF103, CF11, CF1201A, CF1201A-BLACK, CF235, CF35, CF35-1, CF35-1DP, CF35DP, CF40-1DL, CF40-1DLDP, CF40DL, CF40DLDP, CF50, CF50A, CF50A400, CF50ADP, CF50ADP400, CF50DP, CF50DPPD, CF70PD, COMPACT-EXTRACTIBLE, DL240, DL240-1, DL240-1DP, DL240DP, DS101, DS103, DS11...(Other models you can see in the webshop)		



Part No.	390416	Ref. No.	20119
description	thermostat t.max. 85°C temperature range fixed 85°C 1-pole 1CO 16A probe ø 6mm probe L 129mm capillary pipe 1470mm capillary pipe isolated 1430mm gland nut shaft Lmm shaft position		
For models:	B100, B101, B101F, B101H, B102, B103, B103F, B201, B203, B301, B303, B40, B41, CF1000, CF101, CF11, CF35, CF35-1, CF35-1DP, CF35DP, CF40-1DL, CF40-1DLDP, CF40DL, CF40DLDP, CF50, CF50DP, CF50DPPD, CF70PD, DS101, DS103, DS11, DS1200A, DS13, DS201, DS203, DS21, DS23, DS412, DS412PD, DSF101, DSF103, DSF11, DSF13, F1201A		




55.17_ series



Part No.	390687	Ref. No.	20587 20596
description	thermostat t.max. 85°C temperature range fixed 85°C 1-pole 1CO 16A probe ø 6mm probe L 115mm capillary pipe 1500mm capillary pipe isolated 1420mm gland nut shaft Lmm shaft position° shaft position		
For models:	CF1201A, CF1201A-BLACK, CF235, CF35, CF35-1, CF35-1DP, CF35DP, CF40-1DL, CF40-1DLDP, CF40DL, CF40DLDP, CF50, CF50A, CF50A400, CF50ADP, CF50ADP400, CF50DP, CF50DPPD, COMPACT-EXTRACTIBLE, DL240, DL240-1, DL240-1DP, DL240DP, DS1200A, DS2000, F22T-JET-TECH, PM50, PM50DP, PM50DPPB, PM50DPPD, PM50DPPDPB, PM50PB, PM50PD, PM50PDPB, PMA50, PMA50DP, PMA50DPPB, PMA50DPPD, PMA50DPPDPB, PMA50PB, PMA50PD, PMA50PDPB		

safety thermostats

55.32_ series



Part No.	390424	Ref. No.	20503
description	safety thermostat switch-off temp. 110°C 3-pole 20A probe ø 6mm probe L 74mm capillary pipe 2000mm capillary pipe isolated 2000mm gland nut probe		
For models:	DS600, DS600DP, DS600DP-DVGW, DS600DP-PD, DS600DPPD-DVGW, DS600-DVGW		

CAMPINI

control thermostats



Part No.	375838	Ref. No.	20198 20617 20673 20732
description	safety thermostat t.max. 124°C temperature range°C 1-pole 1CO 16A probe ø 6mm probe L 70mm capillary pipe 1970mm capillary pipe isolated 1970mm gland nut shaft ømm shaft Lmm shaft position rotation° probe material SS		
For models:	AT40, AT40DP, AT50, CF1000, CF1201A, CF1201A-BLACK, CF235, CF35, CF35-1, CF35-1DP, CF35DP, CF40-1, CF40-1DL, CF40-1DLDP, CF40-1DP, CF40-1E, CF40-1EDP, CF40DL, CF40DLDP, CF40E, CF40EDP, CF50, CF50A, CF50A400, CF50ADP, CF50ADP400, CF50DP, CF50DPPD, COMPACT-EXTRACTIBLE, DL240, DL240-1, DL240-1DP, DL240DP, DS101, DS103, DS11, DS1200A, DS13, DS201, DS203, DS21, DS23, DS412, DS412PD, DS600, DS600DP, DS600DP-DVGW, DS600DP-PD, DS600DPPD-DVGW, DS600-DVGW... (Other models you can see in the webshop)		

various

control thermostats

Part No.	390419	Ref. No.	20120
description	thermostat		
For models:	A1080, A900, B303F, CF103, DS1200, DS400, DS400DP, DS400DP-PD, DS600, DS600DP, DS600DP-DVGW, DS600DP-PD, DS600DPPD-DVGW, DS600-DVGW		


Part No.	390422	Ref. No.	20114
description	thermostat		
For models:	A350, A500, A720		



accessories

plunger sockets



1			
Part No.	550443	Ref. No.	10342
description	thermowell thread 1/4" ID ø 6.5mm L 120mm SS single ø 9mm		
For models:	B303, B303F		

1			
Part No.	524443	Ref. No.	10340
description	thermowell thread 3/8" ET		
For models:	B303		



switches and momentary switches



rocker/momentary rocker switches

30x22mm

1				
Part No.	301003	Ref. No.	20528	
description	rocker switch mounting measurements 30x22mm green 2NO 250V 16A illuminated 0-I connection male faston 6.3mm ambient temperature max. 125/55°C protection IP65			
For models:	CF235, COMPACT-EXTRACTIBLE			
accessories for	301003			
	Part No.	301036	Ref. No.	—
	protective cover internal size 30x22mm for rocker switch mounting measurementsmm			


labelled


1				
Part No.	345981	Ref. No.	20043	
description	rocker switch mounting measurements 30x22mm green 2NO 250V 16A illuminated 0-I connection male faston 6.3mm ambient temperature max. 125/55°C protection IP65 with cover cap			
accessories for	345981			
	Part No.	301036	Ref. No.	—
	protective cover internal size 30x22mm for rocker switch mounting measurementsmm			


1				
Part No.	301164	Ref. No.	20258	
description	rocker switch mounting measurements 30x22mm green 2NO 250V 16A illuminated connection male faston 6.3mm ambient temperature max. 85°C protection IP65 with cover cap			
For models:	B101, B101H			
accessories for	301164			
	Part No.	301036	Ref. No.	—
	protective cover internal size 30x22mm for rocker switch mounting measurementsmm			


push/momentary push switches

2 hole fixing

1			
Part No.	347406	Ref. No.	20044
description	push switch single green 2NO 250V 16A connection male faston 6.3mm ambient temperature max. 85°C protection IP40		
For models:	CF35, CF35-1, CF35-1DP, CF35DP, CF40-1DL, CF40-1DLDP, CF40DL, CF40DLDP, DL240, DL240-1, DL240-1DP, DL240DP, DS2000, F22T-JETTECH		


1			
Part No.	345416	Ref. No.	20500
description	push switch white/green 1CO/2NO 250V 16A connection male faston 6.3mm ambient temperature max. 85°C protection IP40		
For models:	CF35-1DP, CF35DP, CF40-1DL, CF40-1DLDP, CF40DL, CF40DLDP, DL240-1DP, DL240DP		

1			
Part No.	345028	Ref. No.	20065
description	switch combination double black/green 1CO/2NO 250V 16A connection male faston 6.3mm ambient temperature max. 85°C protection IP40		
For models:	A350, A720, B102, B103, B103F, B203, B303, B303F, B41, CF103, CF35, CF35-1, CF40-1DL, CF40-1DLDP, CF40DL, CF40DLDP, CF50, DL240, DL240-1, DS101, DS103, DS11, DS13, DS201, DS203, DS21, DS23, DSF101, DSF103, DSF11, DSF13		




1

Part No.	345415	Ref. No.	20063
description	push switch triple grey/grey/green 1NC1CO/1CO/2NO 250V 16A latching/momentary/latching connection male faston 6.3mm ambient temperature max. 125/55°C protection IP40		
For models:	A1080, A720, A900, CF1000, CF1201A, DS1200, DS1200A, F1201A		




1

Part No.	345029	Ref. No.	20064
description	switch combination triple grey/black/green 1CO/1CO/2NO 250V 10A connection male faston 6.3mm ambient temperature max. 85°C protection IP40		
For models:	B100, B101, B101F, B101H, B201, B301, B40, CF101, CF11, CF70PD, DS101, DS103, DS11, DS13, DS201, DS203, DS21, DS23, DS412, DS412PD, DSF101, DSF103, DSF11, DSF13		




1

Part No.	345417	Ref. No.	20149
description	switch combination triple white/black/green 240V 16A connection male faston 6.3mm ambient temperature max. 125°C protection IP40		
For models:	CF35, CF35-1, CF35-1DP, CF35DP, CF40-1DL, CF40-1DLDP, CF40DL, CF40DLDP, CF50DP, CF50DPPD, DL240, DL240-1, DL240-1DP, DL240DP		



1

Part No.	345413	Ref. No.	20062-old
description	push switch 3grey/green 250V 16A connection male faston 6.3mm ambient temperature max. 85°C protection IP40		



1

Part No.	347673	Ref. No.	20062
description	switch combination 2x grey/black/green		
For models:	A350, DS600, DS600DP, DS600DP-DVGW, DS600DP-PD, DS600DPPD-DVGW, DS600-DVGW		



1

Part No.	347840	Ref. No.	20501
description	switch combination 4-fold white/grey/grey/green 250V 16A connection male faston 6.3mm ambient temperature max. 85°C protection IP44		

accessories

push buttons



1

Part No.	347437	Ref. No.	20667
description	push button mounting \varnothing 21mm shaft 3.7x3.7mm green		
For models:	CF1201A, CF35, CF35-1, CF35-1DP, CF35DP, CF40-1DL, CF40-1DLDP, CF40DL, CF40DLDP, CF50, CF50A, CF50A400, CF50ADP, CF50ADP400, CF50DP, CF50DPPD, DS1200A, PM50, PM50DP, PM50DPPB, PM50DPPD, PM50DPPDPB, PM50PB, PM50PD, PM50PDPB, PMA50, PMA50DP, PMA50DPPB, PMA50DPPD, PMA50DPPDPB, PMA50PB, PMA50PD, PMA50PDPB		

accessories for 347437



Part No.	347438	Ref. No.	20664
-----------------	--------	-----------------	-------

element holder dimensions 25x25mm ID \varnothing 21.4mm black

microswitches


lever actuated





1


Part No.	346927	Ref. No.	20035
description	microswitch with lever 250V 10A 2CO connection male faston 6.3mm Lmm ambient temperature max. 125°C mounting distance 22mm double type VRSR01DA1 actuating force: 220g		
For models:	A500, A720, B40, B41, CF235, CF35, CF35-1, CF35-1DP, CF35DP, CF40-1DL, CF40-1DLDP, CF40DL, CF40DLDP, CF50, CF50A, CF50A400, CF50ADP, CF50ADP400, CF50DP, CF50DPPD, CF70PD, COM PACT-EXTRACTIBLE, DL240, DL240-1, DL240-1DP, DL240DP, DS101, DS103, DS11, DS13, DS201, DS203, DS21, DS23, DS400, DS400DP, DS400DP-PD, DS412, DS412PD, DS600, DS600DP, DS600DP-DVGW, DS600DP-PD, DS600DPPD-DVGW, DS600-DVGW, DSF101, DSF103, DSF11, DSF13, PM50...(Other models you can see in the webshop)		





pin-plunger actuated			
miscellaneous			
 <p>1</p>			
Part No.	345425	Ref. No.	20034
description	microswitch with plunger mounting distance 22mm thread M10 thread L 15mm 250V 16A 1CO connection male faston 6.3mm stroke 3mm ambient temperature max. 125°C actuating force: 500g		
For models:	A1080, A900, B100, B101, B101F, B101H, B102, B103, B103F, B201, B203, B301, B303, B303F, CF1000, CF101, CF103, CF11, CF1201A, DS1200, DS1200A, F1201A, HOME12		

accessories			
 <p>1</p>			
Part No.	524343	Ref. No.	11380
description	actuator for microswitch		
For models:	B101, B101F, B101H, B103, B103F, B201, B203, B301, B303, B303F, CF101, CF103, CF11		


 <p>1</p>			
Part No.	524399	Ref. No.	11319
description	nut		
For models:	B100, B101, B101H, B102, B103, B201, B203, B301, B303, HOME12		


 <p>1</p>			
Part No.	524397	Ref. No.	11317
description	nut for door contact switch		
For models:	B100, B101, B101H, B102, B103, B201, B203, B301, B303		

 <p>1</p>			
Part No.	524398	Ref. No.	11318
description	nut for door contact switch		
For models:	B100, B101, B101H, B102, B103, B201, B203, B301, B303, HOME12		


system switches (ROLD)			
 <p>1</p>			
Part No.	553001	Ref. No.	20666
description	button ø 23mm shaft 3.6mm blue suitable for ADLER ED ø 21mm ID ø 19.2mm H 10mm		
For models:	CF35, CF35-1, CF35-1DP, CF35DP, CF40-1DL, CF40-1DLDP, CF40DL, CF40DLDP, CF50, CF50A, CF50A400, CF50ADP, CF50ADP400, CF50DP, CF50DPPD, PM50, PM50DP, PM50DPPB, PM50DPPD, PM50DPPDPB, PM50PB, PM50PD, PM50PDPB, PMA50, PMA50DP, PMA50DPPB, PMA50DPPD, PMA50DPPDPB, PMA50PB, PMA50PD, PMA50PDPB		


 <p>1</p>			
Part No.	347438	Ref. No.	20664
description	element holder dimensions 25x25mm ID ø 21.4mm black		
For models:	CF1201A, CF1201A-BLACK, CF35, CF35-1, CF35-1DP, CF35DP, CF40-1DL, CF40-1DLDP, CF40DL, CF40DLDP, CF50, CF50A, CF50A400, CF50ADP, CF50ADP400, CF50DP, CF50DPPD, DS1200A, PM50, PM50DP, PM50DPPB, PM50DPPD, PM50DPPDPB, PM50PB, PM50PD, PM50PDPB, PMA50, PMA50DP, PMA50DPPB, PMA50DPPD, PMA50DPPDPB, PMA50PB, PMA50PD, PMA50PDPB		
accessories for	347438		
		Part No.	347437
		Ref. No.	20667
	push button mounting ø 21mm shaft 3.7x3.7mm green		

 <p>1</p>			
Part No.	347842	Ref. No.	20668
description	push button ø 21mm grey edition		
For models:	CF1201A, CF1201A-BLACK, CF50A, CF50A400, CF50ADP, CF50ADP400, DS1200A		

 <p>1</p>			
Part No.	553000	Ref. No.	20665
description	push button ø 23mm shaft 3.6mm white suitable for ADLER ED ø 21mm ID ø 19.2mm H 10mm		
For models:	CF1201A-BLACK, CF35, CF35-1, CF35-1DP, CF35DP, CF40-1DL, CF40-1DLDP, CF40DL, CF40DLDP, CF50A, CF50A400, CF50ADP, CF50ADP400, CF50DP, CF50DPPD, PM50DP, PM50DPPB, PM50DPPD, PM50DPPDPB, PMA50DP, PMA50DPPB, PMA50DPPD, PMA50DPPDPB		



			
1			
Part No.	345719	Ref. No.	20662
description	switch 1CO 250V 16A connection male faston 6.3mm		
For models:	CF35, CF35-1, CF35-1DP, CF35DP, CF40-1DL, CF40-1DLDP, CF40DL, CF40DLDP, CF50, CF50A, CF50A400, CF50ADP, CF50ADP400, CF50DP, CF50DPPD, PM50, PM50DP, PM50DPPB, PM50DPPD, PM50DPPDPB, PM50PB, PM50PD, PM50PDPB, PMA50, PMA50DP, PMA50DPPB, PMA50DPPD, PMA50DPPDPB, PMA50PB, PMA50PD, PMA50PDPB		

			
1			
Part No.	347841	Ref. No.	20663
description	switch 1CO/1NO 250V 16A connection male faston 6.3mm		
For models:	CF1201A, CF1201A-BLACK		

			
1			
Part No.	345720	Ref. No.	20660
description	switch 2NO 250V 16A connection male faston 6.3mm		
For models:	CF1201A, CF1201A-BLACK, CF35, CF35-1, CF35-1DP, CF35DP, CF40-1DL, CF40-1DLDP, CF40DL, CF40DLDP, CF50, CF50A, CF50A400, CF50ADP, CF50ADP400, CF50DP, CF50DPPD, DS1200A, PM50, PM50DP, PM50DPPB, PM50DPPD, PM50DPPDPB, PM50PB, PM50PD, PM50PDPB, PMA50, PMA50DP, PMA50DPPB, PMA50DPPD, PMA50DPPDPB, PMA50PB, PMA50PD, PMA50PDPB		

rotary switches

LOVATO

			
1			
Part No.	345422 ¹	Ref. No.	20539
description	rotary switch 3 1-2-3 sets of contacts 3 type GN2082U11 690V 20A shaft ø 6x6mm shaft L 23.5mm shaft square with knob connection screw		
For models:	CF1201A, CF1201A-BLACK, DS1200A, DS2000		


¹incl. knob

control equipment

LOVATO

metal series

switches (complete)

			
1			
Part No.	345420	Ref. No.	20037 20519 20598
description	push switch mounting measurements ø22mm green 1NO 250V connection screw 16A protection IP40		
For models:	CF11, CF235, CF35, CF35-1, CF35-1DP, CF35DP, CF40-1DL, CF40-1DLDP, CF40DL, CF40DLDP, CF50A, CF50A400, CF50ADP, CF50ADP400, COMPACT-EXTRACTIBLE, DL240, DL240-1, DL240-1DP, DL240DP, DS101, DS103, DS11, DS13, DS201, DS203, DS21, DS23, DSF101, DSF103, DSF11, DSF13, F22T-JET-TECH, PM50, PM50DP, PM50DPPB, PM50DPPD, PM50DPPDPB, PM50PB, PM50PD, PM50PDPB, PMA50, PMA50DP, PMA50DPPB, PMA50DPPD, PMA50DPPDPB, PMA50PB, PMA50PD, PMA50PDPB		


lamps

indicator lights


indicator lights 2-piece (lens and indicator lamp)

indicator light lenses


ø10mm (type SRZ-2)

			
1			
Part No.	359067	Ref. No.	20010
description	indicator light housings mounting measurements ø10mm green square		
For models:	A1080, A350, A500, A900, B100, B101, B101F, B101H, B102, B103, B103F, B201, B203, B301, B303, B303F, B40, B41, CF1000, CF101, CF103, CF11, CF1201A, CF235, CF35, CF35-1, CF35-1DP, CF35DP, CF40-1DL, CF40-1DLDP, CF40DL, CF40DLDP, CF50, CF50DP, CF50DPPD, CF70PD, COMPACT-EXTRACTIBLE, DL240, DL240-1, DL240-1DP, DL240DP, DS101, DS103, DS11, DS1200, DS1200A, DS13, DS2000, DS201, DS203...(Other models you can see in the webshop)		

indicator lamps for socket type SRZ / SDK / SDY / SFK


			
1			
Part No.	359130	Ref. No.	20042
description	indicator lamp 230V clear connection male faston 6.3mm ø 8mm		
For models:	A1080, A350, A500, A720, A900, B100, B101, B101F, B101H, B102, B103, B103F, B201, B203, B301, B303, B303F, B40, B41, CF1000, CF101, CF103, CF11, CF1201A, CF235, CF35, CF35-1, CF35-1DP, CF35DP, CF40-1DL, CF40-1DLDP, CF40DL, CF40DLDP, CF50, CF50DP, CF50DPPD, CF70PD, COMPACT-EXTRACTIBLE, DL240, DL240-1, DL240-1DP, DL240DP, DS101, DS103, DS11, DS1200, DS1200A, DS13, DS2000, DS201...(Other models you can see in the webshop)		





indicator lights (complete)			
ø 6mm			
			
1			
Part No.	359031	Ref. No.	20621 20622
description	indicator light ø 6mm 230V green		
For models:	CF1201A, CF1201A-BLACK, CF35, CF35-1, CF35-1DP, CF35DP, CF40-1DL, CF40-1DLDP, CF40DL, CF40DLDP, CF50, CF50A, CF50A400, CF50ADP, CF50ADP400, CF50DP, CF50DPPD, DS1200A, PM50, PM50DP, PM50DPPB, PM50DPPD, PM50DPPDPB, PM50PB, PM50PD, PM50PDPB, PMA50, PMA50DP, PMA50DPPB, PMA50DPPD, PMA50DPPDPB, PMA50PB, PMA50PD, PMA50PDPB		


timers


programme timers



			
1			
Part No.	360506	Ref. No.	20102 (old version)
description	timer BIGATTI D94 engines 1 chambers 3 operation time 120s 230V 50/60Hz shaft ø 6x4.6mm shaft L 28mm manuf. no. AD006 motor type UDS40NE1RKZ165		

			
1			
Part No.	360592	Ref. No.	20670 (old version)
description	timer BIGATTI D94 engines 1 chambers 3 operation time 120s 230V shaft ømm shaft Lmm voltage AC		

			
1			
Part No.	360027	Ref. No.	20095
description	timer BIGATTI D94 engines 1 chambers 3 operation time 240s 230V shaft ø 6x4.6mm shaft L 28mm manuf. no. GEV004 motor type UDS40NE1RK		
For models:	A1080, A900, CF1000, CF1201A, CF50, CF50A, CF50A400, CF50ADP, CF50ADP400, CF50DP, CF50DPPD, CF70PD, DS1200, DS1200A, DS600, DS600DP, DS600DP-DVGW, DS600DP-PD, DS600DPPD-DVGW, DS600-DVGW, F1201A, PM50, PM50DP, PM50DPPB, PM50DPPD, PM50DPPDPB, PM50PB, PM50PD, PM50PDPB, PMA50, PMA50DP, PMA50DPPB, PMA50DPPD, PMA50DPPDPB, PMA50PB, PMA50PD, PMA50PDPB		

			
1			
Part No.	360026	Ref. No.	20101
description	timer BIGATTI engines 1 chambers 4 operation time 18min 230V manuf. no. 20101 motor type 82394733		
For models:	B100, B101, B101F, B101H, B201, B301, B40, CF101, CF11, CF50A, CF50A400, CF50ADP, CF50ADP400, DS101, DS103, DS11, DS13, DS201, DS203, DS21, DS23, DS412, DS412PD, DSF101, DSF103, DSF11, DSF13		

			
1			
Part No.	360670	Ref. No.	20102
description	timer CDC 11903F1 engines 1 chambers 3 operation time 120s 230V 50/60Hz shaft ø 6x4.6mm shaft L 26mm		
For models:	B100, B101, B101F, B101H, B102, B103, B103F, B201, B203, CF101, CF103, CF11, CF235, CF35, CF35-1, CF35-1DP, CF35DP, CF40-1DL, CF40-1DLDP, CF40DL, CF40DLDP, COMPACT-EXTRACTIBLE, DL240, DL240-1, DL240-1DP, DL240DP, DS101, DS103, DS11, DS13, DS201, DS203, DS21, DS23, DSF101, DSF103, DSF11, DSF13		

							
1							
Part No.	360681	Ref. No.	20103				
description	timer CDC 11903F1 engines 1 chambers 3 operation time 120s 230V 50/60Hz shaft ø 6x4.6mm shaft L 26mm						
For models:	B301, B303, B303F, B40, B41, DS400, DS400DP, DS400DP-PD, DS412, DS412PD						
spare parts for	360681						
		<table border="1"> <tr> <td>Part No.</td> <td>360118</td> <td>Ref. No.</td> <td>—</td> </tr> </table>	Part No.	360118	Ref. No.	—	
Part No.	360118	Ref. No.	—				
	motor CDC pinion ø 4.9mm teeth 10 230V voltage AC 50/60Hz turn direction right motor ø 47mm H 19.3mm motor type M48R ATS for timer cable length 260mm 1.9/2.5W						



			
1			
Part No.	360734	Ref. No.	20670
description	timer CDC 11903F1 engines 1 chambers 3 operation time 180s 230V 50/60Hz manuf. no. 11903F1AEE000.0000		
For models:	PM50, PM50DP, PM50DPPB, PM50DPPD, PM50DPPDPB, PM50PB, PM50PD, PM50PDPB, PMA50, PMA50DP, PMA50DPPB, PMA50DPPD, PMA50DPPDPB, PMA50PB, PMA50PD, PMA50PDPB		

spare parts and accessories

miscellaneous


			
1			
Part No.	551246	Ref. No.	20025
description	spacer H 13mm for timer warewashing		
For models:	B303F, CF1000, CF101, CF103, CF1201A, CF235, CF35, CF35-1, CF35-1DP, CF35DP, CF50, CF50A, CF50A400, CF50ADP, CF50ADP400, CF50DP, CF50DPPD, CF70PD, DS101, DS103, DS11, DS1200, DS13, DS201, DS203, DS21, DS23, DS412, DS412PD, DSF101, DSF103, DSF11, DSF13, F1201A, F22T-JET-TECH, PM50, PM50DP, PM50DPPB, PM50DPPD, PM50DPPDPB, PM50PB, PM50PD, PM50PDPB, PMA50, PMA50DP, PMA50DPPB, PMA50DPPD, PMA50DPPDPB, PMA50PB, PMA50PD...(Other models you can see in the webshop)		

			
1			
Part No.	360593	Ref. No.	10469
description	spring clip H 1mm W 8mm L 12mm for knob		
For models:	B303F, CF1000, CF101, CF103, CF1201A, CF50, CF50DP, CF50DPPD, CF70PD, DS101, DS103, DS11, DS1200, DS13, DS201, DS203, DS21, DS23, DS412, DS412PD, DSF101, DSF103, DSF11, DSF13, F1201A, PM50, PM50DP, PM50DPPB, PM50DPPD, PM50DPPDPB, PM50PB, PM50PD, PM50PDPB, PMA50, PMA50DP, PMA50DPPB, PMA50DPPD, PMA50DPPDPB, PMA50PB, PMA50PD, PMA50PDPB		

contactors

ISKRA (FANAL)


power contactors

			
1			
Part No.	380213	Ref. No.	20538
description	power contactor resistive load 20A 230VAC (AC3/400V) 8.5A/5.5kW main contacts 3NO auxiliary contacts 1NO connection screw connection type Fanal DSL7 10 type ISKRA K07M 10		
For models:	CF235, CF35, CF35-1, CF35-1DP, CF35DP, CF40-1DL, CF40-1DLDP, CF40DL, CF40DLDP, CF50, CF50A, CF50A400, CF50ADP, CF50ADP400, CF50DP, CF50DPPD, COMPACT-EXTRACTIBLE, DL240, DL240-1, DL240-1DP, DL240DP, DS101, DS103, DS11, DS13, DS201, DS203, DS21, DS23, DS412, DS412PD, DSF101, DSF103, DSF11, DSF13		

			
1			
Part No.	380204	Ref. No.	20104 20105
description	power contactor resistive load 25A 230VAC (AC3/400V) 9A/4kW main contacts 3NO auxiliary contacts 1NO connection screw connection type Fanal DSL9 10 type ISKRA KNL9 10		
For models:	A1080, A500, A720, A900, B301, B303, B303F, CF50, CF50DP, CF-50DPPD, DS1200, DS1200A, DS400, DS400DP, DS400DP-PD, DS412, DS412PD, DS600, DS600DP, DS600DP-DVGW, DS600DP-PD, DS600DPPD-DVGW, DS600-DVGW, F1201A		

miscellaneous

power contactors

			
1			
Part No.	380473	Ref. No.	20104
description	contactor		
For models:	AT50, CF1201A, CF1201A-BLACK, CF50, CF50A, CF50A400, CF50ADP, CF50ADP400, CF50DP, CF50DPPD, CF70PD, DS1200A, DS2000, F22TJET-TECH, PM50, PM50DP, PM50DPPB, PM50DPPD, PM50DPPDPB, PM50E, PM50PB, PM50PD, PM50PDPB, PMA50, PMA50DP, PMA50DPPB, PMA50DPPD, PMA50DPPDPB, PMA50PB, PMA50PD, PMA50PDPB		



relays


power relays

with DIN rail mounting

upper



1

Part No.	380183	Ref. No.	20067
description	power relays FINDER 230VAC 12A 2CO connection male faston 4.8mm DIN rail manuf. no. 56.32.8.230.0007		
For models:	A500, CF11, CF1201A-BLACK, CF235, CF35, CF35-1, CF35-1DP, CF35DP, CF40-1DL, CF40-1DLDP, CF40DL, CF40DLDP, CF50A, CF50A400, CF50ADP, CF50ADP400, COMPACT-EXTRACTIBLE, DL240, DL240-1, DL240-1DP, DL240DP, DS101, DS103, DS11, DS13, DS201, DS203, DS21, DS23, DSF101, DSF103, DSF11, DSF13, PM50, PM50DP, PM50DPPB, PM50DPPD, PM50DPPDPB, PM50PB, PM50PD, PM50PDPB, PMA50, PMA50DP, PMA50DPPB, PMA50DPPD, PMA50DPPDPB, PMA50PB, PMA50PD, PMA50PDPB		
accessories for	380183		
	Part No.	380476	Ref. No. —
	relay socket dimensions 78x27x33.5mm 250V voltage AC 10A FINDER manuf. no. 96.72		



1

Part No.	381230	Ref. No.	20669
description	relay FINDER 230VAC 30A 2NO connection male faston 6.3mm DIN rail manuf. no. 66.82.8.230.0300		
For models:	AT40, AT40DP, AT50, CF35, CF35-1, CF35-1DP, CF35DP, CF40-1, CF40-1DL, CF40-1DLDP, CF40-1DP, CF40-1E, CF40-1EDP, CF40DL, CF40DLDP, CF40E, CF40EDP, CF50, CF50DP, CF50DPPD, PM50, PM50DP, PM50DPPB, PM50DPPD, PM50DPPDPB, PM50E, PM50PB, PM50PD, PM50PDPB, PMA50, PMA50DP, PMA50DPPB, PMA50DPPD, PMA50DPPDPB, PMA50PB, PMA50PD, PMA50PDPB		

with flange mounting



1

Part No.	380474	Ref. No.	20068
description	power relays		
For models:	A350		

electronic controllers

TECNOLOGIC

refrigeration controllers

built-in version



1

Part No.	379264	Ref. No.	N/A
description	electronic controller TECNOLOGIC type E51-DNS mounting measurements 58x25.4mm 230V voltage AC NTC relay outputs 1 CO-16A(6) NTC built-in depth 50mm defr. funct. -40 up to +99°C display 2½ digit		

electronic thermometers

built-in version



1



Part No.	379201	Ref. No.	20564
description	thermometer TECNOLOGIC TLV10H mounting measurements 71x29mm built-in depth 64mm 100-240V voltage AC NTC/PTC dependend on probe°C display 3½ digits 1 RoomTempIN NTC/PTC defr. funct. no front measurements 35x78.5mm		
For models:	DS2000		
accessories for	379201		
	Part No.	379052	Ref. No. —
	temperature probe PTC 1kOhm cable silicone probe -50 up to +150°C cable -50 up to +180°C probe ø6x40mm cable length 1.5m without screw connection 2-wire		
	Part No.	379053	Ref. No. —
	temperature probe PTC 1kOhm cable PVC probe -50 up to +150°C cable -10 up to 100°C probe ø6x30mm cable length 3m without screw connection 2-wire		


Table continues overleaf




accessories for 379201			
Part No.	379064	Ref. No.	—
temperature probe PTC 1kOhm cable silicone probe -50 up to +150°C cable -50 up to +180°C probe ø6x40mm cable length 3m without screw connection 2-wire			
Part No.	379161	Ref. No.	—
temperature probe NTC 10kOhm cable thermoplastic probe -40 up to +110°C cable -40 up to +110°C probe ø6x14mm cable length 3m without screw connection 2-wire			
Part No.	379782	Ref. No.	—
temperature probe PTC 1kOhm cable thermoplastic probe -50 up to +150°C cable -40 up to +110°C probe ø6x14mm cable length 3m 2-wire resistor 1kOhm			

electronics

PCBs

			
1			
Part No.	361955	Ref. No.	20703
description PCB L 110mm W 70mm 230V			
For models: CF1201A-BLACK			



			
1			
Part No.	361952	Ref. No.	20703
description PCB L 135mm W 85mm			

solenoïd valves

solenoïd valves (water)

ELBI

straight

			
1			
Part No.	373017	Ref. No.	20006 20007
description solenoïd valve single straight 230VAC inlet 3/4" outlet 11.5mm DN10 ELBI			
spare parts for 373017			
	Part No.	370467	Ref. No. —

















TP			
			
1			
Part No.	370021	Ref. No.	20008 20160
description solenoïd valve double straight 230VAC inlet 3/4" outlet 11.5mm DN10 TP flow regulating valve inlet white			
For models: A500, A720, AT50, B100, B101, B101H, B102, B103, B201, B203, B301, B303, B303F, CF35, CF35-1, CF35-1DP, CF35DP, CF40-1DL, CF40-1DLDP, CF50, CF50A, CF50A400, CF50ADP, CF50ADP400, CF50DP, CF50DPPD, CF70PD, DL240-1, DL240-1DP, DS101, DS103, DS11, DS13, DS201, DS203, DS21, DS23, DS412, DS412PD, DS600, DS600DP, DS600DP-PD, PM50, PM50DP, PM50DPPB, PM50DPPD, PM50DPPDPB, PM50E, PM50PB, PM50PD...(Other models you can see in the webshop)			
spare parts for 370021			
	Part No.	371013	Ref. No. —
solenoïd coil TP 230VAC 50/60Hz			
accessories for 370021			
	Part No.	371220	Ref. No. —
reducer TP flow rate 3l/min red tolerance ±15%			
	Part No.	371221	Ref. No. —
reducer TP flow rate 5.5l/min yellow tolerance ±15%			
	Part No.	371222	Ref. No. —
reducer TP flow rate 6l/min grey tolerance ±15%			
	Part No.	371223	Ref. No. —
reducer TP flow rate 10l/min white tolerance ±15%			
	Part No.	371224	Ref. No. —
reducer TP flow rate 12l/min bronze tolerance ±15%			
	Part No.	371225	Ref. No. —
reducer TP flow rate 16l/min light brown tolerance ±15%			
	Part No.	371226	Ref. No. —
reducer TP flow rate 20l/min red tolerance ±15%			
	Part No.	371230	Ref. No. —
reducer TP flow rate 0.25l/min red tolerance ±25%			
	Part No.	371231	Ref. No. —
reducer TP flow rate 0.35l/min violet tolerance ±25%			
	Part No.	371232	Ref. No. —
reducer TP flow rate 0.5l/min orange tolerance ±25%			
	Part No.	371233	Ref. No. —
reducer TP flow rate 0.8l/min white tolerance ±25%			
	Part No.	371234	Ref. No. —
reducer TP flow rate 1l/min light blue tolerance ±25%			


Table continues overleaf





















accessories for		370021		
Part No.	Ref. No.	Ref. No.	Ref. No.	—
	371235	Ref. No.	—	reducer TP flow rate 1.2l/min brown tolerance ±25%
	371236	Ref. No.	—	reducer TP flow rate 1.5l/min light brown tolerance ±25%
	371237	Ref. No.	—	reducer TP flow rate 2.5l/min yellow tolerance ±25%
	371238	Ref. No.	—	reducer TP flow rate 3.4l/min dark green tolerance ±25%
	371239	Ref. No.	—	reducer TP flow rate 5l/min black tolerance ±25%
	371240	Ref. No.	—	reducer TP flow rate 8l/min blue tolerance ±20%

				
1				
Part No.	370176	Ref. No.	20006	
description	solenoide valve single straight 230VAC outlet 11.5mm			

				
1				
Part No.	370019	Ref. No.	20016	
description	solenoide valve double angled 230VAC inlet 3/4" outlet 11.5mm DN10 TP plastic			
For models:	B101F, B103F, B40, B41, CF101, CF103, CF11, DSF101, DSF103, DSF11, DSF13			

spare parts for		370019		
Part No.	Ref. No.	Ref. No.	Ref. No.	—
	371013	Ref. No.	—	solenoid coil TP 230VAC 50/60Hz

accessories for		370019		
Part No.	Ref. No.	Ref. No.	Ref. No.	—
	371220	Ref. No.	—	reducer TP flow rate 3l/min red tolerance ±15%
	371221	Ref. No.	—	reducer TP flow rate 5.5l/min yellow tolerance ±15%
	371222	Ref. No.	—	reducer TP flow rate 6l/min grey tolerance ±15%
	371223	Ref. No.	—	reducer TP flow rate 10l/min white tolerance ±15%
	371224	Ref. No.	—	reducer TP flow rate 12l/min bronze tolerance ±15%


accessories for		370019		
Part No.	Ref. No.	Ref. No.	Ref. No.	—
	371225	Ref. No.	—	reducer TP flow rate 16l/min light brown tolerance ±15%
	371226	Ref. No.	—	reducer TP flow rate 20l/min red tolerance ±15%
	371230	Ref. No.	—	reducer TP flow rate 0.25l/min red tolerance ±25%
	371231	Ref. No.	—	reducer TP flow rate 0.35l/min violet tolerance ±25%
	371232	Ref. No.	—	reducer TP flow rate 0.5l/min orange tolerance ±25%
	371233	Ref. No.	—	reducer TP flow rate 0.8l/min white tolerance ±25%
	371234	Ref. No.	—	reducer TP flow rate 1l/min light blue tolerance ±25%
	371235	Ref. No.	—	reducer TP flow rate 1.2l/min brown tolerance ±25%
	371236	Ref. No.	—	reducer TP flow rate 1.5l/min light brown tolerance ±25%
	371237	Ref. No.	—	reducer TP flow rate 2.5l/min yellow tolerance ±25%
	371238	Ref. No.	—	reducer TP flow rate 3.4l/min dark green tolerance ±25%
	371239	Ref. No.	—	reducer TP flow rate 5l/min black tolerance ±25%
	371240	Ref. No.	—	reducer TP flow rate 8l/min blue tolerance ±20%

pressure switches


for warewashing


ø 58mm with male faston 6.3mm


with connection horizontal

				
1				
Part No.	541136	Ref. No.	20192	
description	pressure control pressure range 100/18mbar connection 6mm ø 58mm pressure connection horizontal warewashing			
For models:	AT50, CF50A, CF50A400, CF50ADP, CF50ADP400, DS400, DS400DP, DS400DP-PD, DS412, DS412PD, DS600, DS600DP, DS600DP-DVGW, DS600DP-PD, DS600DPPD-DVGW, DS600-DVGW			



			
1			
Part No.	541137	Ref. No.	20525
description	pressure control pressure range 155/40mbar connection 6mm ø 58mm pressure connection horizontal warewashing		
For models:	CF1201A, CF1201A-BLACK, DS1200, DS1200A, DS2000, F22T-JET-TECH		

			
1			
Part No.	541013	Ref. No.	20057 20058
description	pressure control pressure range 55/25mbar connection 6mm ø 58mm pressure connection horizontal warewashing		
For models:	B301, B303, B303F, B40, B41, CF50, CF50DP, CF50DPPD, CF70PD, PM50, PM50DP, PM50DPPB, PM50DPPD, PM50DPPDPB, PM50E, PM50PB, PM50PD, PM50PDPB, PMA50, PMA50DP, PMA50DPPB, PMA50DPPD, PMA50DPPDPB, PMA50PB, PMA50PD, PMA50PDPB		

			
1			
Part No.	541017	Ref. No.	20053
description	pressure control with mounting strap pressure range 40/20mbar connection 6mm ø 58mm pressure connection horizontal warewashing		
For models:	AT40, AT40DP, B101, B101F, B101H, B103, B103F, B201, B203, CF101, CF103, CF11, CF235, CF35, CF35-1, CF35-1DP, CF35DP, CF40-1, CF40-1DL, CF40-1DLDP, CF40-1DP, CF40-1E, CF40-1EDP, CF40DL, CF40DLDP, CF40E, CF40EDP, COMPACT-EXTRACTIBLE, DL240, DL240-1, DL240-1DP, DL240DP, DS101, DS103, DS11, DS13, DS201, DS203, DS21, DS23, DSF101, DSF103, DSF11, DSF13		

pumps






wash and rinse pumps

FIR

pumps



1

Part No.	500260	Ref. No.	40206
description	pump inlet ø 30mm outlet ø 30mm 230V 50Hz 1 phase 0.22kW 0.3HP L 185mm rotation direction right capacitor 10µF FIR		
For models:	CF101, CF103, CF11, DSF101, DSF103, DSF11, DSF13		
spare parts for	500260		
	Part No.	510609	Ref. No. 40211
	impellor ø 84mm H 21mm M7L		
	Part No.	510702	Ref. No. 40219
	mechanical shaft seal height counter ring 5.5mm ID ø 12mm		
	Part No.	521501	Ref. No. 40081
	pump cover inlet ø 30mm outlet ø 30mm pump type 4134		
	Part No.	521701	Ref. No. 40112
	pump cover gasket		
accessories for	500260		
	Part No.	365015	Ref. No. 20001
	operating capacitor capacity 10µF 400V tolerance 5%Hz ambient temperature max. -25 to +85°C ø 35.5mm L 59mm M8 plastic connection male faston 6.3mm protection		








1

Part No.	500267	Ref. No.	40204
description	pump inlet ø 30mm outlet ø 30mm type 1267.1400 230V 50Hz 1 phase 0.18kW 0.25HP L 185mm rotation direction right capacitor 10µF FIR		
For models:	DS101, DS103, DS11, DS13		
spare parts for	500267		
	Part No.	365015	Ref. No. 20001
	operating capacitor capacity 10µF 400V tolerance 5%Hz ambient temperature max. -25 to +85°C ø 35.5mm L 59mm M8 plastic connection male faston 6.3mm protection		
	Part No.	510605	Ref. No. —
	impellor ø 80mm H 21mm M7L		
	Part No.	510702	Ref. No. 40219
	mechanical shaft seal height counter ring 5.5mm ID ø 12mm		
	Part No.	521501	Ref. No. 40081
	pump cover inlet ø 30mm outlet ø 30mm pump type 4134		
	Part No.	521701	Ref. No. 40112
	pump cover gasket		



1

Part No.	500261	Ref. No.	40001 40227
description	pump inlet ø 30mm outlet ø 30mm type 1267.1405 230V 50Hz 1 phase 0.18kW 0.25HP L 180mm rotation direction right capacitor 10µF FIR		
For models:	B100, B101, B101H, B102, B103, CF35, CF35-1, CF35-1DP, CF35DP		
spare parts for	500261		
	Part No.	365015	Ref. No. 20001
	operating capacitor capacity 10µF 400V tolerance 5%Hz ambient temperature max. -25 to +85°C ø 35.5mm L 59mm M8 plastic connection male faston 6.3mm protection		

spare parts for	500261		
	Part No.	510605	Ref. No. —
	impellor ø 80mm H 21mm M7L		
	Part No.	510702	Ref. No. 40219
	mechanical shaft seal height counter ring 5.5mm ID ø 12mm		
	Part No.	521571	Ref. No. —
	pump cover FIR inlet ø 30mm outlet ø 30mm turn direction right ø 128mm ID ø 100mm inner high 21mm		
	Part No.	521701	Ref. No. 40112
	pump cover gasket		



1

Part No.	500262	Ref. No.	40259
description	pump inlet ø 30mm outlet ø 30mm type 1268.1401 230V 50Hz 1 phase 0.22kW 0.3HP L 185mm rotation direction right capacitor 10µF FIR		
spare parts for	500262		
	Part No.	365015	Ref. No. 20001
	operating capacitor capacity 10µF 400V tolerance 5%Hz ambient temperature max. -25 to +85°C ø 35.5mm L 59mm M8 plastic connection male faston 6.3mm protection		
	Part No.	510609	Ref. No. 40211
	impellor ø 84mm H 21mm M7L		
	Part No.	510702	Ref. No. 40219
	mechanical shaft seal height counter ring 5.5mm ID ø 12mm		
	Part No.	521571	Ref. No. —
	pump cover FIR inlet ø 30mm outlet ø 30mm turn direction right ø 128mm ID ø 100mm inner high 21mm		
	Part No.	521701	Ref. No. 40112
	pump cover gasket		








1

Part No.	500270	Ref. No.	40213
description	pump inlet \varnothing 30mm outlet \varnothing 30mm type 1272 230V 50Hz 1 phase 0.37kW 0.5HP L 195mm rotation direction right capacitor 12.5 μ F FIR		
spare parts for	500270		
	Part No.	365014	Ref. No. 20002
	operating capacitor capacity 12.5 μ F 450V tolerance 5%Hz ambient temperature max. -25 to +85°C \varnothing 35mm L 70mm M8 plastic connection male faston 6.3mm 45S.C3DS.12.5 protection		
	Part No.	510605	Ref. No. —
	impellor \varnothing 80mm H 21mm M7L		
	Part No.	510702	Ref. No. 40219
	mechanical shaft seal height counter ring 5.5mm ID \varnothing 12mm		
	Part No.	521571	Ref. No. —
	pump cover FIR inlet \varnothing 30mm outlet \varnothing 30mm turn direction right \varnothing 128mm ID \varnothing 100mm inner height 21mm		
	Part No.	521701	Ref. No. 40112
	pump cover gasket		








1

Part No.	500268	Ref. No.	40208
description	pump inlet \varnothing 30mm outlet \varnothing 30mm type 1272/A 230V 50Hz 1 phase 0.37kW 0.5HP L 195mm rotation direction right capacitor 12.5 μ F FIR		
For models:	DS201, DS203, DS21, DS23		
spare parts for	500268		
	Part No.	365014	Ref. No. 20002
	operating capacitor capacity 12.5 μ F 450V tolerance 5%Hz ambient temperature max. -25 to +85°C \varnothing 35mm L 70mm M8 plastic connection male faston 6.3mm 45S.C3DS.12.5 protection		
	Part No.	510605	Ref. No. —
	impellor \varnothing 80mm H 21mm M7L		
	Part No.	510702	Ref. No. 40219
	mechanical shaft seal height counter ring 5.5mm ID \varnothing 12mm		

spare parts for	500268		
	Part No.	521501	Ref. No. 40081
	pump cover inlet \varnothing 30mm outlet \varnothing 30mm pump type 4134		
	Part No.	521701	Ref. No. 40112
	pump cover gasket		





1






Part No.	500254	Ref. No.	40016
description	pump inlet \varnothing 45mm outlet \varnothing 40mm type 1266.1400 230V 50Hz 1 phase 0.37kW 0.5HP L 205mm rotation direction right capacitor 12.5 μ F FIR		
For models:	B40, B41		
spare parts for	500254		
	Part No.	365014	Ref. No. 20002
	operating capacitor capacity 12.5 μ F 450V tolerance 5%Hz ambient temperature max. -25 to +85°C \varnothing 35mm L 70mm M8 plastic connection male faston 6.3mm 45S.C3DS.12.5 protection		
	Part No.	510508	Ref. No. 40083
	pump cover FIR inlet \varnothing 45mm outlet \varnothing 40mm pump type PU 0.5/3911 turn direction right \varnothing 160mm ID \varnothing 125mm inner height 25mm		
	Part No.	510692	Ref. No. 40030
	mechanical shaft seal for shaft \varnothing 11mm slide ring ext. \varnothing 24mm slide ring H 13mm counter ring mounting \varnothing 26mm height counter ring 8mm counter ring int. \varnothing 14mm		
	Part No.	521210	Ref. No. 40078 40092
	impellor \varnothing 96mm H 30mm shaft intake \varnothing 9/8mm seat \varnothing 16mm blades 6		
	Part No.	521702	Ref. No. 40113
	pump cover gasket thickness 3.5x4.5mm Qty 1 pcs		



Part No.	500256	Ref. No.	40008
description	pump inlet ø 45mm outlet ø 40mm type 1270 230V 50Hz 1 phase 0.55kW 0.75HP L 205mm rotation direction right capacitor 12.5µF FIR		
For models:	A500, DS400, DS400DP, DS400DP-PD, DS412, DS412PD		
spare parts for	500256		
	Part No.	365014	Ref. No. 20002
	operating capacitor capacity 12.5µF 450V tolerance 5%Hz ambient temperature max. -25 to +85°C ø 35mm L 70mm M8 plastic connection male faston 6.3mm 45S.C3DS.12.5 protection		
	Part No.	510508	Ref. No. 40083
	pump cover FIR inlet ø 45mm outlet ø 40mm pump type PU 0.5/3911 turn direction right ø 160mm ID ø 125mm inner height 25mm		
	Part No.	510692	Ref. No. 40030
	mechanical shaft seal for shaft ø 11mm slide ringext. ø 24mm slide ring H 13mm counter ring mounting ø 26mm height counter ring 8mm counter ring int. ø 14mm		
	Part No.	521210	Ref. No. 40078 40092
	impellor ø 96mm H 30mm shaft intake ø 9/8mm seat ø 16mm blades 6		
	Part No.	521702	Ref. No. 40113
	pump cover gasket thickness 3.5x4.5mm Qty 1 pcs		



Part No.	500269	Ref. No.	40224
description	pump inlet ø 45mm outlet ø 40mm type 2265.1920 230V 50Hz 1 phase 0.55kW 0.75HP L 245mm rotation direction right capacitor 16µF FIR		
For models:	AT50, CF50A, CF50A400, CF50ADP, CF50ADP400, DS600, DS600DP, DS600DP-DVGW, DS600DP-PD, DS600DPPD-DVGW, DS600-DVGW		
spare parts for	500269		
	Part No.	365021	Ref. No. 20173
	operating capacitor capacity 16µF 425V tolerance 5% 50/60Hz ambient temperature max. -25 to +85°C ø 35mm L 73mm single M8 plastic connection male faston 6.3mm 416.10.99 protection		

spare parts for	500269		
	Part No.	510508	Ref. No. 40083
	pump cover FIR inlet ø 45mm outlet ø 40mm pump type PU 0.5/3911 turn direction right ø 160mm ID ø 125mm inner height 25mm		
	Part No.	510600	Ref. No. 40237
	impellor ø 102mm H 29mm shaft intake ø 9/8mm rotation direction right blades 6		
	Part No.	510692	Ref. No. 40030
	mechanical shaft seal for shaft ø 11mm slide ringext. ø 24mm slide ring H 13mm counter ring mounting ø 26mm height counter ring 8mm counter ring int. ø 14mm		
	Part No.	521023	Ref. No. —
	fanwheel cover ED ø 150mm H 70mm for wash pump		
	Part No.	521702	Ref. No. 40113
	pump cover gasket thickness 3.5x4.5mm Qty 1 pcs		











Part No.	500263	Ref. No.	40233
description	pump inlet ø 45mm outlet ø 40mm type 2265.1921 230V 50Hz 1 phase 0.55kW 0.75HP L 250mm rotation direction right capacitor 16µF FIR		
For models:	CF50, CF50DP, CF50DPPD, PM50, PM50DP, PM50DPPB, PM50DPPD, PM50DPPDPB, PM50E, PM50PB, PM50PD, PM50PDPB, PMA50, PMA50DP, PMA50DPPB, PMA50DPPD, PMA50DPPDPB, PMA50PB, PMA50PD, PMA50PDPB		
spare parts for	500263		
	Part No.	365021	Ref. No. 20173
	operating capacitor capacity 16µF 425V tolerance 5% 50/60Hz ambient temperature max. -25 to +85°C ø 35mm L 73mm single M8 plastic connection male faston 6.3mm 416.10.99 protection		
	Part No.	510508	Ref. No. 40083
	pump cover FIR inlet ø 45mm outlet ø 40mm pump type PU 0.5/3911 turn direction right ø 160mm ID ø 125mm inner height 25mm		
	Part No.	510600	Ref. No. 40237
	impellor ø 102mm H 29mm shaft intake ø 9/8mm rotation direction right blades 6		
	Part No.	510692	Ref. No. 40030
	mechanical shaft seal for shaft ø 11mm slide ringext. ø 24mm slide ring H 13mm counter ring mounting ø 26mm height counter ring 8mm counter ring int. ø 14mm		
	Part No.	521023	Ref. No. —
	fanwheel cover ED ø 150mm H 70mm for wash pump		


Table continues overleaf







spare parts for 500263			
	Part No.	521702	Ref. No. 40113
pump cover gasket thickness 3.5x4.5mm Qty 1 pcs			


spare parts for 500264			
	Part No.	521702	Ref. No. 40113
pump cover gasket thickness 3.5x4.5mm Qty 1 pcs			






1			
Part No.	500464	Ref. No.	40243
description	pump inlet ø 45mm outlet ø 40mm type 4217 230V 50Hz 1 phase 0.56kW 0.75HP L 290mm rotation direction right capacitor 12.5µF FIR		
For models:	CF70PD		
spare parts for 500464			
	Part No.	365014	Ref. No. 20002
operating capacitor capacity 12.5µF 450V tolerance 5%Hz ambient temperature max. -25 to +85°C ø 35mm L 70mm M8 plastic connection male faston 6.3mm 45S.C3DS.12.5 protection			







1			
Part No.	500266	Ref. No.	40254
description	pump inlet ø 45mm outlet ø 40mm type 4217B2720 230/400V 50Hz 3 phase 0.075kW 1HP L 290mm rotation direction right FIR		
For models:	CF1000		
spare parts for 500266			
	Part No.	510508	Ref. No. 40083
pump cover FIR inlet ø 45mm outlet ø 40mm pump type PU 0.5/3911 turn direction right ø 160mm ID ø 125mm inner height 25mm			
	Part No.	510600	Ref. No. 40237
impeller ø 102mm H 29mm shaft intake ø 9/8mm rotation direction right blades 6			
	Part No.	510692	Ref. No. 40030
mechanical shaft seal for shaft ø 11mm slide ring ext. ø 24mm slide ring H 13mm counter ring mounting ø 26mm height counter ring 8mm counter ring int. ø 14mm			
	Part No.	521702	Ref. No. 40113
pump cover gasket thickness 3.5x4.5mm Qty 1 pcs			



1			
Part No.	500264	Ref. No.	40228
description	pump inlet ø 45mm outlet ø 40mm type 4217.2100 400V 50Hz 3 phase 0.55kW 0.75HP L 285mm rotation direction right FIR		
For models:	CF1201A, CF1201A-BLACK, CF70PD, DS1200, DS1200A, F1201A		
spare parts for 500264			
	Part No.	510610	Ref. No. 40238
impeller ø 95.5mm H 23mm shaft intake ø 9/8mm rotation direction right seat ø 16mm blades 6			
	Part No.	510692	Ref. No. 40030
mechanical shaft seal for shaft ø 11mm slide ring ext. ø 24mm slide ring H 13mm counter ring mounting ø 26mm height counter ring 8mm counter ring int. ø 14mm			
	Part No.	521506	Ref. No. 40239
pump cover FIR inlet ø 45mm outlet ø 40mm turn direction right ø 160mm ID ø 125mm inner height 25mm			



1

Part No.	500258	Ref. No.	40015
description	pump inlet ø 63mm outlet ø 53mm type 1204.2725 230/400V 50Hz 3 phase 1.5kW 2.01HP L 320mm rotation direction left FIR		
For models:	A1080		
spare parts for	500258		
	Part No.	510531	Ref. No. 40079
	pump cover FIR inlet ø 63mm outlet ø 53mm auxiliary pressure connection M16x1.5mm supporting pressure open turn direction left ø 185mm ID ø 150mm inner height 37mm		
	Part No.	510604	Ref. No. —
	impellor ø 118mm H 34mm M8R rotation direction left		
	Part No.	510693	Ref. No. 40031
	mechanical shaft seal for shaft ø 12mm slide ring ext. ø 24mm slide ring H 15.5mm slide ring int. ø 11mm counter ring mounting ø 24mm height counter ring 8mm counter ring int. ø 13.5mm		
	Part No.	511667	Ref. No. —
	fan wheel ø 123mm H 17mm shaft intake ø 15mm		
	Part No.	524416	Ref. No. 40114
	pump cover gasket thickness 4x4mm Qty 1 pcs		

miscellaneous

1

Part No.	500253	Ref. No.	40003
description	pump		
For models:	B101F, B103F		

1

Part No.	500255	Ref. No.	40010
description	pump		
For models:	A350		

drain pumps

GRE



1

Part No.	500282	Ref. No.	40099
description	drain pump		



1

Part No.	500281	Ref. No.	40023
description	drain pump inlet ø 24mm outlet ø 24mm 100W 220V		
For models:	CF50, CF50DP, CF50PPD, HOME12, PM50, PM50DP, PM50PPB, PM50DPPD, PM50DPPDPB, PM50E, PM50PB, PM50PD, PM50PDPB, PMA50, PMA50DP, PMA50DPPB, PMA50DPPD, PMA50DPPDPB, PMA50PB, PMA50PD, PMA50PDPB		

LGB



1

Part No.	499078	Ref. No.	40283
description	pump inlet ø 30mm outlet ø 30mm type ZF160SX 230V 50Hz 1 phase 0.4kW 0.54HP L 186mm rotation direction right capacitor 12µF LGB		
For models:	AT40, AT40DP, CF40-1, CF40-1DP, CF40-1E, CF40-1EDP, CF40E, CF40EDP		



booster pumps II

accessories



1

Part No.	365015	Ref. No.	20001
description	operating capacitor capacity 10µF 400V tolerance 5%Hz ambient temperature max. -25 to +85°C ø 35.5mm L 59mm M8 plastic connection male faston 6.3mm protection		
For models:	B100, B101, B101F, B101H, B102, B103, B103F, CF101, CF103, CF11, CF35, CF35-1, CF35-1DP, CF35DP, CF40-1DL, CF40-1DLDP, CF40DL, CF40DLDP, DL240, DL240-1, DL240-1DP, DL240DP, DS101, DS103, DS11, DS13, DSF101, DSF103, DSF11, DSF13		

pumps for ice machines



1

Part No.	500200	Ref. No.	40093
description	pump GRE 100W 230V 50Hz inlet ø 24mm outlet ø 23mm L 145mm rotation direction right		
For models:	AT40, AT40DP, AT50, CF35, CF35-1, CF35-1DP, CF35DP, CF40-1, CF40-1DL, CF40-1DLDP, CF40-1DP, CF40-1E, CF40-1EDP, CF40DL, CF40DLDP, CF40E, CF40EDP, CF50A, CF50A400, CF50ADP, CF50ADP400, DL240, DL240-1, DL240-1DP, DL240DP, DS600, DS600DP, DS600DP-DVGW, DS600DP-PD, DS600DPPD-DVGW, DS600-DVGW		

condensators & interference suppression filters

operating capacitors

plastic



1

Part No.	365015	Ref. No.	20001
description	operating capacitor capacity 10µF 400V tolerance 5%Hz ambient temperature max. -25 to +85°C ø 35.5mm L 59mm M8 plastic connection male faston 6.3mm protection		
For models:	B100, B101, B101F, B101H, B102, B103, B103F, CF101, CF103, CF11, CF35, CF35-1, CF35-1DP, CF35DP, CF40-1DL, CF40-1DLDP, CF40DL, CF40DLDP, DL240, DL240-1, DL240-1DP, DL240DP, DS101, DS103, DS11, DS13, DSF101, DSF103, DSF11, DSF13		



1

Part No.	365014	Ref. No.	20002
description	operating capacitor capacity 12.5µF 450V tolerance 5%Hz ambient temperature max. -25 to +85°C ø 35mm L 70mm M8 plastic connection male faston 6.3mm 45S.C3DS.12.5 protection		
For models:	A350, A500, AT40, AT40DP, B201, B203, B301, B303, B303F, B40, B41, CF40-1, CF40-1DL, CF40-1DLDP, CF40-1DP, CF40-1E, CF40-1EDP, CF40DL, CF40DLDP, CF40E, CF40EDP, DS201, DS203, DS21, DS23, DS400, DS400DP, DS400DP-PD, DS412, DS412PD, F22T-JET-TECH		



1

Part No.	365021	Ref. No.	20173
description	operating capacitor capacity 16µF 425V tolerance 5% 50/60Hz ambient temperature max. -25 to +85°C ø 35mm L 73mm single M8 plastic connection male faston 6.3mm 416.10.99 protection		
For models:	AT50, CF50, CF50A, CF50A400, CF50ADP, CF50ADP400, CF50DP, CF50DPPD, CF70PD, DS600, DS600DP, DS600DP-DVGW, DS600DP-PD, DS600DPPD-DVGW, DS600-DVGW, PM50, PM50DP, PM50DPPB, PM50DPPD, PM50DPPDPB, PM50E, PM50PB, PM50PD, PM50PDPB, PMA50, PMA50DP, PMA50DPPB, PMA50DPPD, PMA50DPPDPB, PMA50PB, PMA50PD, PMA50PDPB		

electric accessories

cables

cable harnesses

1

Part No.		Ref. No.	21228
description	cable harness		

miscellaneous




1

Part No.	524249	Ref. No.	20300
description	cable 3x1.5mm²		
For models:	AT40, AT40DP, B100, B101, B101F, B101H, B102, B103, B103F, B201, B203, B301, B303, B40, B41, CF101, CF11, CF235, CF35, CF35-1, CF35-1DP, CF35DP, CF40-1, CF40-1DL, CF40-1DLDP, CF40-1DP, CF40-1E, CF40-1EDP, CF40DL, CF40DLDP, CF40E, CF40EDP, CF50, CF50DP, CF50DPPD, COMPACT-EXTRACTIBLE, DL240, DL240-1, DL240-1DP, DL240DP, DS101, DS103, DS11, DS13, DS201, DS203, DS21, DS23, DS400, DS400DP... (Other models you can see in the webshop)		




terminals

connection terminals with faston connections



1

Part No.	550451	Ref. No.	20045 (old version)
description	distribution terminal block 4-pole max. 17.5A max 450V connection F6.3 temp.-resist. 110°C		



1

Part No.	551309	Ref. No.	20045
description	distribution terminal block 4-pole max. 20A max 450V connection F6.3 temp.-resist. 85°C		
For models:	A350, A500, AT40, AT40DP, B100, B101, B101F, B101H, B102, B103, B103F, B201, B203, B301, B303, B303F, B40, B41, CF101, CF103, CF11, CF235, CF35, CF35-1, CF35-1DP, CF35DP, CF40-1, CF40-1DL, CF40-1DLDP, CF40-1DP, CF40-1E, CF40-1EDP, CF40DL, CF40DLDP, CF40E, CF40EDP, CF50, CF50A, CF50A400, CF50ADP, CF50ADP400, CF50DP, CF50DPPD, COMPACT-EXTRACTIBLE, DL240, DL240-1, DL240-1DP, DL240DP, DS101, DS103...(Other models you can see in the webshop)		

rail-mounted terminals

miscellaneous




1

Part No.	551245	Ref. No.	20132
description	rail-mounted terminal WAGO connection plug-in connection 1-pole cross section 4mm ²		
For models:	A1080, A500, A900, AT50, CF1000, CF1201A, CF1201A-BLACK, CF50, CF50A, CF50A400, CF50ADP, CF50ADP400, CF50DP, CF50DPPD, DS1200, DS1200A, DS600, DS600DP, DS600DP-DVGW, DS600DP-PD, DS600DPPD-DVGW, DS600-DVGW, F1201A, F22T-JET-TECH, PM50, PM50DP, PM50DPPB, PM50DPPD, PM50DPPDPB, PM50E, PM50PB, PM50PD, PM50PDPB, PMA50, PMA50DP, PMA50DPPB, PMA50DPPD, PMA50DPPDPB, PMA50PB, PMA50PD, PMA50PDPB		



auxiliary gas parts

screw connections

olives



1

Part No.	101286	Ref. No.	10554	
description	olive ID ø 6mm Qty 1 pcs			
For models:	A1080, A350, A500, A720, A900, B100, B101, B101F, B101H, B102, B103, B103F, B201, B203, B301, B303, B303F, B40, B41, CF101, CF103, CF11, DS101, DS103, DS11, DS13, DS201, DS203, DS21, DS23, DSF101, DSF103, DSF11, DSF13			
accessories for	101286			
	Part No.	100909	Ref. No.	—
	union screw thread M10x1 for pipe ø 6mm Qty 1 pcs			
	Part No.	101464	Ref. No.	—
	union nut thread M12x1 for pipe ø 6mm			

equipment-specific units


for espresso machines

steam/water taps

steam/water pipes

accessories

gaskets



1

Part No.	510893	Ref. No.	60050
description	O-ring EPDM thickness 2.62mm ID ø 9.92mm Qty 1 pcs		
For models:	A1080, A350, A500, A720, A900, AT40, AT40DP, AT50, B100, B101, B101F, B101H, B102, B103, B103F, B201, B203, B301, B303, B303F, B40, B41, CF1000, CF101, CF103, CF11, CF1201A, CF1201A-BLACK, CF235, CF35, CF35-1, CF35-1DP, CF35DP, CF40-1, CF40-1DL, CF40-1DLDP, CF40-1DP, CF40-1E, CF40-1EDP, CF40DL, CF40DLDP, CF40E, CF40EDP, CF50, CF50A, CF50A400, CF50ADP, CF50ADP400, CF50DP, CF50DPPD...(Other models you can see in the webshop)		

for dishwashers

drain and intake components

ADLER

drain /intake bodies

1

Part No.	524144	Ref. No.	10361
description	drain fitting		
For models:	B101F, B103F, CF101, CF103, CF11		



1

Part No.	524143	Ref. No.	10346
description	drain fitting for overflow pipe thread 1" hose ø 25mm		
For models:	AT40, AT40DP, B100, B101, B101H, B102, B103, B201, B203, B301, CF235, CF35, CF35-1, CF35-1DP, CF35DP, CF40-1, CF40-1DL, CF40-1DLDP, CF40-1DP, CF40-1E, CF40-1EDP, CF40DL, CF40DLDP, CF40E, CF40EDP, COMPACT-EXTRACTIBLE, DL240, DL240-1, DL240-1DP, DL240DP, DS101, DS103, DS11, DS13, DS201, DS203, DS21, DS23, DSF101, DSF103, DSF11, DSF13		



1

Part No.	524156	Ref. No.	12195
description	drain fitting ID ø 29mm hose ø 33mm		
For models:	CF1000, CF1201A, CF1201A-BLACK, DS1200, DS1200A, DS2000, DS600, DS600DP, DS600DP-DVGW, DS600DP-PD, DS600DPPD-DVGW, DS600-DVGW, F1201A, F22T-JET-TECH		



1

Part No.	524147	Ref. No.	10347
description	drain fitting thread 1 1/4"		
For models:	A1080, A350, A500, A720, A900, B303, B303F, CF50, CF50DP, CF50DPPD, CF70PD, PM50, PM50DP, PM50DPPB, PM50DPPD, PM50DPPDPB, PM50E, PM50PB, PM50PD, PM50PDPB, PMA50, PMA50DP, PMA50DPPB, PMA50DPPD, PMA50DPPDPB, PMA50PB, PMA50PD, PMA50PDPB		

spare parts for 524147



Part No.	524148	Ref. No.	60055
-----------------	--------	-----------------	-------

O-ring EPDM thickness 3.53mm ID ø 40.86mm Qty 1 pcs



Part No.	524149	Ref. No.	10431
-----------------	--------	-----------------	-------

nut thread 1 1/4"



1

Part No.	524154	Ref. No.	12024
description	drain fitting thread 3/4" hose ø 25mm		
For models:	AT50, CF50A, CF50A400, CF50ADP, CF50ADP400, DS400, DS400DP, DS400DP-PD, DS412, DS412PD		

1

Part No.	524165	Ref. No.	10345
description	inlet valve		
For models:	A500		



1

Part No.	524169	Ref. No.	12027
description	intake body thread 1 1/2" ID ø 37mm hose ø 44mm		
For models:	AT50, CF50A, CF50A400, CF50ADP, CF50ADP400, DS400, DS400DP, DS400DP-PD, DS412, DS412PD, DS600, DS600DP, DS600DP-DVGW, DS600DP-PD, DS600DPPD-DVGW, DS600-DVGW		

1

Part No.	519542	Ref. No.	12129
description	lid ED ø 86mm		
For models:	AT50, CF1000, CF50, CF50A, CF50A400, CF50ADP, CF50ADP400, CF50DP, CF50DPPD, CF70PD, DS2000, PM50, PM50DP, PM50DPPB, PM50DPPD, PM50DPPDPB, PM50E, PM50PB, PM50PD, PM50PDPB, PMA50, PMA50DP, PMA50DPPB, PMA50DPPD, PMA50DPPDPB, PMA50PB, PMA50PD, PMA50PDPB		


1


Part No.	524167	Ref. No.	10432
description	nut		
For models:	B303, B303F, HOME12		


1


Part No.	524146	Ref. No.	10430
description	nut thread 1"		
For models:	A500, AT40, AT40DP, B100, B101, B101F, B101H, B102, B103, B103F, B201, B203, B301, B40, B41, CF101, CF103, CF11, CF235, CF35, CF35-1, CF35-1DP, CF35DP, CF40-1, CF40-1DL, CF40-1DLDP, CF40-1DP, CF40-1E, CF40-1EDP, CF40DL, CF40DLDP, CF40E, CF40EDP, COMPACT-EXTRACTIBLE, DL240, DL240-1, DL240-1DP, DL240DP, DS101, DS103, DS11, DS13, DS201, DS203, DS21, DS23, DSF101, DSF103, DSF11, DSF13		





			
1			
Part No.	524149	Ref. No.	10431
description	nut thread 1 1/4"		
For models:	A350, A500, A720, A900, AT40, AT40DP, B100, B101, B101F, B101H, B102, B103, B103F, B201, B203, B301, B303, B303F, CF101, CF103, CF11, CF235, CF35, CF35-1, CF35-1DP, CF35DP, CF40-1, CF40-1DL, CF40-1DLDP, CF40-1DP, CF40-1E, CF40-1EDP, CF40DL, CF40DLDP, CF40E, CF40EDP, CF50, CF50DP, CF50DPPD, CF70PD, COMPACT-EXTRACTIBLE, DL240, DL240-1, DL240-1DP, DL240DP, DS101, DS103, DS11, DS13, DS201...(Other models you can see in the webshop)		




			
1			
Part No.	524170	Ref. No.	12028
description	nut thread 1 1/2"		
For models:	AT50, CF50A, CF50A400, CF50ADP, CF50ADP400, DS400, DS400DP, DS400DP-PD, DS600, DS600DP, DS600DP-DVGW, DS600DP-PD, DS600DPPD-DVGW, DS600-DVGW		


			
1			
Part No.	524148	Ref. No.	60055
description	O-ring EPDM thickness 3.53mm ID ø 40.86mm Qty 1 pcs		
For models:	A1080, A350, A500, A720, A900, AT40, AT40DP, B303, B303F, CF235, CF35, CF35-1, CF35-1DP, CF35DP, CF40-1, CF40-1DL, CF40-1DLDP, CF40-1DP, CF40-1E, CF40-1EDP, CF40DL, CF40DLDP, CF40E, CF40EDP, CF50, CF50DP, CF50DPPD, CF70PD, COMPACT-EXTRACTIBLE, DL240, DL240-1, DL240-1DP, DL240DP, DS101, DS103, DS11, DS13, DS201, DS203, DS21, DS23, DSF101, DSF103, DSF11, DSF13, PM50, PM50DP, PM50DPPB, PM50DPPD, PM50DPPDPB...(Other models you can see in the webshop)		


			
1			
Part No.	505180	Ref. No.	60076
description	O-ring EPDM thickness 3.53mm ID ø 47.22mm Qty 1 pcs		
For models:	AT40, AT40DP, AT50, CF1000, CF1201A, CF1201A-BLACK, CF235, CF35, CF35-1, CF35-1DP, CF35DP, CF40-1, CF40-1DL, CF40-1DLDP, CF40-1DP, CF40-1E, CF40-1EDP, CF40DL, CF40DLDP, CF40E, CF40EDP, CF50, CF50A, CF50A400, CF50ADP, CF50ADP400, CF50DP, CF50DPPD, CF70PD, COMPACT-EXTRACTIBLE, DL240, DL240-1, DL240-1DP, DL240DP, DS1200, DS1200A, DS400, DS400DP, DS400DP-PD, DS412, DS412PD, DS600, DS600DP, DS600DP-DVGW, DS600DP-PD, DS600DPPD-DVGW, DS600-DVGW, F1201A, F22T-JET-TECH, PM50...(Other models you can see in the webshop)		

			
1			
Part No.	524153	Ref. No.	60075
description	O-ring EPDM thickness 3.53mm ID ø 59.92mm Qty 1 pcs		
For models:	AT50, CF1000, CF1201A, CF1201A-BLACK, CF50A, CF50A400, CF50ADP, CF50ADP400, DS1200, DS1200A, DS2000, DS400, DS400DP, DS400DP-PD, DS412, DS412PD, DS600, DS600DP, DS600DP-DVGW, DS600DP-PD, DS600DPPD-DVGW, DS600-DVGW, F1201A, F22T-JETTECH		

			
1			
Part No.	524145	Ref. No.	60063 90063
description	O-ring ID ø 32mm thickness 3mm Qty 1 pcs		
For models:	AT40, AT40DP, B100, B101, B101F, B101H, B102, B103, B103F, B201, B203, B301, B40, B41, CF101, CF103, CF11, CF235, CF35, CF35-1, CF35-1DP, CF35DP, CF40-1, CF40-1DL, CF40-1DLDP, CF40-1DP, CF40-1E, CF40-1EDP, CF40DL, CF40DLDP, CF40E, CF40EDP, COMPACT-EXTRACTIBLE, DL240, DL240-1, DL240-1DP, DL240DP, DS101, DS103, DS11, DS1200, DS13, DS201, DS203, DS21, DS23, DS400, DS400DP, DS400DP-PD, DSF101...(Other models you can see in the webshop)		

			
1			
Part No.	524160	Ref. No.	10344
description	suction connection thread 1 1/4" H 70mm hose ø 30mm		
For models:	AT40, AT40DP, B100, B101, B101F, B101H, B102, B103, B103F, B201, B203, B301, CF101, CF103, CF11, CF235, CF35, CF35-1, CF35-1DP, CF-35DP, CF40-1, CF40-1DL, CF40-1DLDP, CF40-1DP, CF40-1E, CF40-1EDP, CF40DL, CF40DLDP, CF40E, CF40EDP, COMPACT-EXTRACTIBLE, DL240, DL240-1, DL240-1DP, DL240DP, DS101, DS103, DS11, DS13, DS201, DS203, DS21, DS23, DSF101, DSF103, DSF11, DSF13		
accessories for	524160		
		Part No.	510072
		Ref. No.	—
		Part No.	524149
		Ref. No.	10431

filters			
			
1			
Part No.	524155	Ref. No.	15610
description	drain filter for overflow pipe ø 56.5mm H 200mm		
For models:	DS1200, DS1200A		

			
1			
Part No.	524151	Ref. No.	15513
description	drain filter ø 56.5mm H 143mm		
For models:	DS400, DS400DP, DS400DP-PD, DS412, DS412PD		



1



Part No.	524152	Ref. No.	12039
description	drain filter ø 57mm H 145mm		
For models:	DS600, DS600DP, DS600DP-DVGW, DS600DP-PD, DS600PPD-DVGW, DS600-DVGW		

1



Part No.	524171	Ref. No.	15514
description	flat filter		
For models:	DS400, DS400DP, DS400DP-PD, DS412, DS412PD		

1



Part No.	524172	Ref. No.	12038
description	flat filter		
For models:	AT50, DS600, DS600DP, DS600DP-DVGW, DS600DP-PD, DS600PPD-DVGW, DS600-DVGW		

1



Part No.	524173	Ref. No.	15611
description	flat filter		
For models:	DS1200, DS1200A		

1



Part No.	524887	Ref. No.	15961
description	flat filter for dishwasher H 15mm L 410mm W 243mm SS		
For models:	CF50, CF50DP, CF50PPD		

1



Part No.	524150	Ref. No.	12022
description	round filters ED ø 50mm H 25mm ID ø 42mm		
For models:	AT50, CF50A, CF50A400, CF50ADP, CF50ADP400, DS400, DS400DP, DS400DP-PD, DS600, DS600DP, DS600DP-DVGW, DS600DP-PD, DS600PPD-DVGW, DS600-DVGW		

1



Part No.	524889	Ref. No.	11902
description	round filters for dishwasher ø 155mm H 69mm SS hole ø 15.5/37mm		
For models:	CF50DP, CF50PPD, PM50DP, PM50PPB, PM50PPD, PM50PPDPB, PM50E, PMA50DP, PMA50PPB, PMA50PPD, PMA50PPDPB		

1



Part No.	524168	Ref. No.	10297 15996
description	round filters ø 155mm H 125mm		
For models:	A1080, A900, CF1000, CF1201A, CF1201A-BLACK, DS1200, DS1200A, DS2000, F1201A, F22T-JET-TECH		

1



Part No.	524164	Ref. No.	10298
description	round filters ø 160mm H 65mm		
For models:	A350, B303F, CF50, CF70PD, PM50, PM50E, PM50PB, PM50PD, PM50PDPB, PMA50, PMA50PB, PMA50PD, PMA50PDPB		

1



Part No.	524162	Ref. No.	11404
description	round filters suction ø 70mm H 46mm		
For models:	AT40, AT40DP, B101F, B103F, CF235, CF35, CF35-1, CF35-1DP, CF35DP, CF40-1, CF40-1DL, CF40-1DLDP, CF40-1DP, CF40-1E, CF40-1EDP, CF40DL, CF40DLDP, CF40E, CF40EDP, COMPACT-EXTRACTIBLE, DL240, DL240-1, DL240-1DP, DL240DP		
accessories for	524162		
	Part No.	Ref. No.	11409
	bar L 42mm thread M6		



1			
Part No.	524157	Ref. No.	10295
description	round filters suction ø 70mm H 68mm		
For models:	B100, B101, B101H, B102, B103, B201, B203, B301, B40, B41, DS101, DS103, DS11, DS13, DS201, DS203, DS21, DS23		

1			
Part No.	524405	Ref. No.	11903
description	round filters suction/outflow		

1			
Part No.	524383	Ref. No.	10410
description	bar		
For models:	A350, A500, B303, B303F		

1			
Part No.	524896	Ref. No.	11409
description	bar L 42mm thread M6		
For models:	AT40, AT40DP, B101F, B103F, CF11, CF235, CF35, CF35-1, CF35-1DP, CF35DP, CF40-1, CF40-1DL, CF40-1DLDP, CF40-1DP, CF40-1E, CF40-1EDP, CF40DL, CF40DLDP, CF40E, CF40EDP, COMPACT-EXTRACTIBLE, DL240, DL240-1, DL240-1DP, DL240DP, DSF101, DSF103, DSF11, DSF13		

1			
Part No.	524159	Ref. No.	10409
description	bar L 58mm thread M6		
For models:	B100, B101, B101H, B102, B103, B201, B203, B301, B40, B41, CF1201ABLACK, CF50, CF50DP, CF50DPPD, CF70PD, DS101, DS103, DS11, DS13, DS201, DS203, DS21, DS23, PM50, PM50DP, PM50DPPB, PM50DPPD, PM50DPPDPB, PM50E, PM50PB, PM50PD, PM50PDPB, PMA50, PMA50DP, PMA50DPPB, PMA50DPPD, PMA50DPPDPB, PMA50PB, PMA50PD, PMA50PDPB		

1			
Part No.	524158	Ref. No.	11998
description	knurled nut ø 36mm H 10mm thread M6		
For models:	AT40, AT40DP, AT50, CF1000, CF1201A, CF1201A-BLACK, CF235, CF35, CF35-1, CF35-1DP, CF35DP, CF40-1, CF40-1DL, CF40-1DLDP, CF40-1DP, CF40-1E, CF40-1EDP, CF40DL, CF40DLDP, CF40E, CF40EDP, CF50, CF50A, CF50A400, CF50ADP, CF50ADP400, CF50DP, CF50DPPD, CF70PD, COMPACT-EXTRACTIBLE, DL240, DL240-1, DL240-1DP, DL240DP, DS101, DS103, DS11, DS1200, DS1200A, DS13, DS2000, DS201, DS203, DS21, DS23, DSF101, DSF103, DSF11, DSF13, F1201A... (Other models you can see in the webshop)		

<p>overflow pipes</p>			
1			
Part No.	524133	Ref. No.	10270
description	overflow pipe		
For models:	B40, B41		


1			
Part No.	524134	Ref. No.	11403
description	overflow pipe		
For models:	B101F, B103F		


1			
Part No.	524135	Ref. No.	11918
description	overflow pipe		
For models:	CF101, CF103, CF11		


1			
Part No.	524139	Ref. No.	15017
description	overflow pipe L 115mm ø 35mm		
For models:	CF50, CF50DP, CF50DPPD, CF70PD, PM50, PM50DP, PM50DPPB, PM50DPPD, PM50DPPDPB, PM50E, PM50PB, PM50PD, PM50PDPB, PMA50, PMA50DP, PMA50DPPB, PMA50DPPD, PMA50DPPDPB, PMA50PB, PMA50PD, PMA50PDPB		


1			
Part No.	524137	Ref. No.	10277
description	overflow pipe L 125mm ø 35mm		
For models:	A350, A500		




			
1			
Part No.	524136	Ref. No.	10276
description	overflow pipe L 130mm		
For models:	B303		

			
1			
Part No.	524140	Ref. No.	12025
description	overflow pipe L 173mm ø 27mm		
For models:	AT50, CF50A, CF50A400, CF50ADP, CF50ADP400, DS400, DS400DP, DS400DP-PD, DS412, DS412PD, DS600, DS600DP, DS600DP-DVGW, DS600DP-PD, DS600DPPD-DVGW, DS600-DVGW		

			
1			
Part No.	524138	Ref. No.	10278
description	overflow pipe L 180mm ø 35mm		
For models:	A1080, A900		

			
1			
Part No.	524142	Ref. No.	15013 15035
description	overflow pipe L 235mm ø 30mm		
For models:	CF1000, CF1201A, CF1201A-BLACK, DS1200, DS1200A, F1201A, F22TJET-TECH		

			
1			
Part No.	524132	Ref. No.	10275
description	overflow pipe L 90mm ø 25mm		
For models:	AT40, AT40DP, B100, B101, B101H, B102, B103, B201, B203, B301, CF235, CF35, CF35-1, CF35-1DP, CF35DP, CF40-1, CF40-1DL, CF40-1DLDP, CF40-1DP, CF40-1E, CF40-1EDP, CF40DL, CF40DLDP, CF40E, CF40EDP, COMPACT-EXTRACTIBLE, DL240, DL240-1, DL240-1DP, DL240DP, DS101, DS103, DS11, DS13, DS201, DS203, DS21, DS23, DSF101, DSF103, DSF11, DSF13		

containers

dosing containers

			
1			
Part No.	361242	Ref. No.	10380
description	rinse aid container		
For models:	A350, A500, A720		
accessories for	361242		
	Part No.	524439	Ref. No. 10484
	duct		


			
1			
Part No.	361255	Ref. No.	10371
description	rinse aid container		
For models:	B100, B101, B101F, B101H, B102, B103, B103F, B201, B203, B301, B303, B303F, B40, B41, CF101, CF103, CF11, DS101, DS103, DS11, DS13, DS201, DS203, DS21, DS23, DS412, DS412PD, DSF101, DSF103, DSF11, DSF13		

			
1			
Part No.	361256	Ref. No.	10368
description	rinse aid container		
For models:	CF50, CF50DP, CF50DPPD, DS600, DS600DP, DS600DP-DVGW, DS600DP-PD, DS600DPPD-DVGW, DS600-DVGW, PM50, PM50DP, PM50DPPB, PM50DPPD, PM50DPPDPB, PM50PB, PM50PD, PM50PDPB, PMA50, PMA50DP, PMA50DPPB, PMA50DPPD, PMA50DPPDPB, PMA50PB, PMA50PD, PMA50PDPB		



1


Part No.	524025	Ref. No.	11324
description	rinse aid container		
For models:	B100, B101, B101F, B101H, B103, B103F, B201, B203, B301, B303, B303F, B40, B41, CF101, CF103, CF11		




1

Part No.	361257	Ref. No.	10372
description	trapdoor rinse aid container		
For models:	B100, B101, B101F, B101H, B102, B103, B103F, B201, B203, B301, B303, B303F, B40, B41, CF101, CF103		






salt tanks



1

Part No.	524177	Ref. No.	11312
description	lid ø 69mm H 20mm for salt tank ID ø 50mm		
For models:	B100, B101, B101F, B101H, B201, B301, B40, CF101, CF11, CF50A, CF50A400, CF50ADP, CF50ADP400, DS101, DS11, DS201, DS21, DS412, DS412PD, DSF101, DSF11		
accessories for	524177		
		Part No.	524148 Ref. No. 60055
		O-ring EPDM thickness 3.53mm ID ø 40.86mm Qty 1 pcs	



Part No.	524103	Ref. No.	10370/V 11316
description	salt tank		
spare parts for	524103		
		Part No.	510018 Ref. No. —
		nut ø 92mm H 10.5mm for salt tank ID ø 64mm	
		Part No.	510883 Ref. No. 11314
		gasket rubber ED ø 86mm ID ø 66mm thickness 2mm for salt tank Qty 1 pcs	
		Part No.	524148 Ref. No. 60055
		O-ring EPDM thickness 3.53mm ID ø 40.86mm Qty 1 pcs	
		Part No.	524177 Ref. No. 11312
		lid ø 69mm H 20mm for salt tank ID ø 50mm	
accessories for	524103		
		Part No.	510071 Ref. No. —
		flat gasket rubber ED ø 81mm ID ø 68mm thickness 3mm for salt tank Qty 1 pcs	









Part No.	510929	Ref. No.	10370
description	salt tank ø 120mm H 117mm hose ø 10mm mounting ø 70mm overall height 157mm		
For models:	B100, B101, B101F, B101H, B201, B301, B40, CF101, CF11, CF50A, CF50A400, CF50ADP, CF50ADP400, DS101, DS11, DS201, DS21, DS412, DS412PD, DSF101, DSF11		
spare parts for	510929		
		Part No.	506015 Ref. No. 11315
		O-ring EPDM thickness 3.53mm ID ø 39.69mm Qty 1 pcs	


Table continues overleaf




spare parts for		510929	
	Part No.	510018	Ref. No. —
	nut \varnothing 92mm H 10.5mm for salt tank ID \varnothing 64mm		
	Part No.	524177	Ref. No. 11312
	lid \varnothing 69mm H 20mm for salt tank ID \varnothing 50mm		
accessories for		510929	
	Part No.	510071	Ref. No. —
	flat gasket rubber ED \varnothing 81mm ID \varnothing 68mm thickness 3mm for salt tank Qty 1 pcs		
	Part No.	510654	Ref. No. —
	gasket H 6mm D1 \varnothing 82mm D2 \varnothing 68mm		
	Part No.	510883	Ref. No. 11314
	gasket rubber ED \varnothing 86mm ID \varnothing 66mm thickness 2mm for salt tank Qty 1 pcs		

accessories


	1		
Part No.	361258	Ref. No.	10374
description	bracket rinse aid container		
For models:	B100, B101, B101F, B101H, B102, B103, B103F, B201, B203, B301, B303, B303F, B40, B41, CF101, CF103, CF11		


	1		
Part No.	510883	Ref. No.	11314
description	gasket rubber ED \varnothing 86mm ID \varnothing 66mm thickness 2mm for salt tank Qty 1 pcs		
For models:	B100, B101, B101F, B101H, B201, B301, B40, CF101, CF11, CF50A, CF50A400, CF50ADP, CF50ADP400, DS101, DS11, DS201, DS21, DS412, DS412PD, DSF101, DSF11		

	1		
Part No.	524317	Ref. No.	10376
description	handle for rinse aid container		
For models:	B101F, B103F		

	1		
Part No.	524178	Ref. No.	11313
description	nut for salt tank		
For models:	B101, B101F, B201, B301, B303F, B40, CF101, CF103, CF11, CF50A, CF50A400, CF50ADP, CF50ADP400, DS101, DS103, DS11, DS13, DS201, DS203, DS21, DS23, DSF101, DSF103, DSF11, DSF13		

	1		
Part No.	524102	Ref. No.	15009
description	nut suitable for salt tank		
For models:	DS412, DS412PD		


	1		
Part No.	524386	Ref. No.	10468
description	spring for container holder		
For models:	B100, B101F, B102, B103F, B303F, B40, B41, CF101, CF103, CF11, DS412, DS412PD, DS600, DS600DP, DS600DP-DVGW, DS600DP-PD, DS600DPPD-DVGW, DS600-DVGW		

	1		
Part No.	524440	Ref. No.	10561
description	support bracket for rinse aid container		
For models:	A350, A500, A720		



boilers

boilers for dishwashers



1

Part No.	524361	Ref. No.	10126
description	boiler		
For models:	B201, B203, B301		



1

Part No.	524362	Ref. No.	10127
description	boiler		
For models:	B303, B303F		



1

Part No.	524363	Ref. No.	10131
description	boiler		
For models:	B40, B41		




1

Part No.	524364	Ref. No.	10129
description	boiler		
For models:	A350, A500, A720		




1

Part No.	524365	Ref. No.	10130
description	boiler		
For models:	A1080, A900		




1

Part No.	524366	Ref. No.	15719
description	boiler		
For models:	DS101, DS103, DS11, DS13, DSF101, DSF103, DSF11, DSF13		




1

Part No.	524367	Ref. No.	15734
description	boiler		
For models:	DS201, DS203, DS21, DS23		



1


Part No.	524368	Ref. No.	15795
description	boiler		
For models:	CF235, COMPACT-EXTRACTIBLE		




1

Part No.	524369	Ref. No.	15549
description	boiler		
For models:	CF35, CF35-1, CF35-1DP, CF35DP		



			
1			
Part No.	524370	Ref. No.	15595
description	boiler		
For models:	AT40, AT40DP, CF40-1, CF40-1DL, CF40-1DLDP, CF40-1DP, CF40-1E, CF40-1EDP, CF40DL, CF40DLDP, CF40E, CF40EDP, DL240, DL240-1, DL240-1DP, DL240DP		


			
1			
Part No.	524372	Ref. No.	15548 15697
description	boiler		
For models:	CF1000, CF1201A, DS1200, DS1200A, DS2000, F1201A		


			
1			
Part No.	524373	Ref. No.	15515
description	boiler		
For models:	DS412, DS412PD		


			
1			
Part No.	524374	Ref. No.	12064
description	boiler		
For models:	AT50, CF50A, CF50A400, CF50ADP, CF50ADP400, DS600, DS600DP, DS600DP-DVGW, DS600DP-PD, DS600DPD-DVGW, DS600-DVGW		

			
1			
Part No.	524371	Ref. No.	15585 15696
description	boiler ø 160mm L 415mm		
For models:	CF50, CF50DP, CF50DPPD, CF70PD, PM50, PM50DP, PM50DPPB, PM50DPPD, PM50DPPDPB, PM50E, PM50PB, PM50PD, PM50PDPB, PMA50, PMA50DP, PMA50DPPB, PMA50DPPD, PMA50DPPDPB, PMA50PB, PMA50PD, PMA50PDPB		

accessories

			
1			
Part No.	524392	Ref. No.	10519
description	cap		
For models:	B100, B101, B101F, B101H, B102, B103, B103F, B201, B203, B301, B303, B303F, CF101, CF103, CF11		

			
1			
Part No.	524179	Ref. No.	12131
description	hose connector		
For models:	CF1000, CF1201A, CF235, CF35, CF35-1, CF35-1DP, CF35DP, CF40-1DL, CF40-1DLDP, CF40DL, CF40DLDP, CF50, CF50DP, CF50DPPD, CF70PD, COMPACT-EXTRACTIBLE, DL240, DL240-1, DL240-1DP, DL240DP, DS1200, DS1200A, DS2000, DS412, DS412PD, DS600, DS600DP, DS600DP-DVGW, DS600DP-PD, DS600DPPD-DVGW, DS600-DVGW, F1201A, F22T-JET-TECH		

			
1			
Part No.	524424	Ref. No.	60137
description	screw thread M8 thread L 10mm SS Qty 1 pcs DIN 933 / ISO 4017 for boiler		
For models:	A350, A500, A720, AT40, AT40DP, AT50, B100, B101, B101F, B101H, B102, B103, B103F, B201, B203, B301, B303, B303F, B40, B41, CF1000, CF101, CF103, CF11, CF1201A, CF1201A-BLACK, CF235, CF35, CF35-1, CF35-1DP, CF35DP, CF40-1, CF40-1DL, CF40-1DLDP, CF40-1DP, CF40-1E, CF40-1EDP, CF40DL, CF40DLDP, CF40E, CF40EDP, CF50, CF50A, CF50A400, CF50ADP, CF50ADP400, CF50DP, CF50DPPD, CF70PD, COMPACT-EXTRACTIBLE...(Other models you can see in the webshop)		



rotation plates

rotation plates



1

Part No.	524189	Ref. No.	10454
description	rotation plate		
For models:	A500, B100, B101, B101H, B102, B103, B201, B203, DS101, DS103, DS11, DS13, DS201, DS203, DS21, DS23, DSF101, DSF103, DSF11, DSF13		



1

Part No.	524194	Ref. No.	10455
description	rotation plate		
For models:	B301, B303, DS101, DS103, DS11, DS13, DS201, DS203, DS21, DS23, DSF101, DSF103, DSF11, DSF13		

rotation plate bearings



1

Part No.	524191	Ref. No.	10406
description	bearing for rotation plate complete		
For models:	B100, B101, B101H, B102, B103, B201, B203, DS101, DS103, DS11, DS13, DS201, DS203, DS21, DS23		



1

Part No.	524196	Ref. No.	10407
description	bearing for rotation plate complete		
For models:	B301, B303		

accessories



1

Part No.	524248	Ref. No.	11310
description	bearing bolt		
For models:	B100, B101, B101H, B102, B103, B201, B203, DS101, DS103, DS11, DS13, DS201, DS203, DS21, DS23		



1

Part No.	524193	Ref. No.	10462
description	bushing		
For models:	B100, B101, B101H, B102, B103, B201, B203, DS101, DS103, DS11, DS13, DS201, DS203, DS21, DS23		



1

Part No.	524198	Ref. No.	10461
description	bushing		
For models:	A350, A500, B301, B303		



1

Part No.	524190	Ref. No.	10509
description	gasket ø 20mm thickness 2mm		
For models:	B100, B101, B101H, B102, B103, B201, B203, CF1201A, DS101, DS103, DS11, DS13, DS201, DS203, DS21, DS23		



1

Part No.	524195	Ref. No.	10510
description	gasket ø 20mm thickness 2mm		
For models:	B301, B303		



1

Part No.	524247	Ref. No.	11308
description	holding pin		
For models:	B100, B102, DS101, DS103, DS11, DS13, DS201, DS203, DS21, DS23		



1

Part No.	524192	Ref. No.	10456
description	threaded bushing		
For models:	A350, B100, B101, B101H, B102, B103, B201, B203, DS101, DS103, DS11, DS13, DS201, DS203, DS21, DS23, DS400, DS400DP, DS-400DP-PD		



1

Part No.	524197	Ref. No.	10457
description	threaded bushing		
For models:	B301, B303		

softener cartridges

softening columns



1

Part No.	530000	Ref. No.	10444
description	softener 4-fold L 380mm W 180mm		
For models:	B100, B101, B101F, B101H, B201, B301, B40, CF101, CF11, CF50A, CF50A400, CF50ADP, CF50ADP400, DS101, DS11, DS201, DS21, DS412, DS412PD, DSF101, DSF11		

housing and bezels

trapdoors



1

Part No.	524408	Ref. No.	15594
description	door		
For models:	DS412, DS412PD		

hood mechanics for dishwashers

bolts



1

Part No.	524353	Ref. No.	10586
description	screw bolt for handle rod hood mechanics		
For models:	A1080, CF1000, CF1201A, DS1200, DS1200A, F1201A		

spring holders



1

Part No.	524354	Ref. No.	11525
description	spring holder hood mechanics		
For models:	CF1000, CF1201A, DS1200, DS1200A, DS2000, F1201A, F22T-JET-TECH		

guide bars



1

Part No.	524042	Ref. No.	15613
description	guide bar L 627mm for hood		
For models:	CF1000, CF1201A, CF1201A-BLACK, DS1200, DS1200A, F1201A		



hood handle supports



1

Part No.	511961	Ref. No.	10578
description	hood handle support mounting pos. front L 37.5mm W 35.5mm H 16.5mm		
For models:	A1080		



1

Part No.	511960	Ref. No.	10577
description	hood handle support mounting pos. rear L 37.5mm W 35.5mm H 17mm		
For models:	A1080		

rollers



1

Part No.	524352	Ref. No.	10567
description	roller for hood linkage		
For models:	CF1000, CF1201A, DS1200, DS1200A, F1201A		

miscellaneous



1

Part No.	524350	Ref. No.	10572
description	connecting piece for handle rod hood mechanics		
For models:	A1080		



1

Part No.	524351	Ref. No.	15620
description	connecting piece for handle rod hood mechanics		
For models:	CF1000, CF1201A, DS1200, DS1200A, F1201A		



1

Part No.	524404	Ref. No.	11508
description	rubber pad		
For models:	DS2000, F22T-JET-TECH		

basket guides

guide bars



1

Part No.	524448	Ref. No.	15509
description	guide bar mounting pos. right L 410mm		
For models:	DS400, DS400DP, DS400DP-PD, DS412, DS412PD		

air traps

air traps



1

Part No.	524174	Ref. No.	10528
description	air trap L 87mm ø 50mm		
For models:	A1080, A720, A900, AT40, AT40DP, B100, B101, B101F, B101H, B102, B103, B103F, B201, B203, B301, B303, B303F, B40, B41, CF1000, CF101, CF103, CF11, CF1201A, CF1201A-BLACK, CF235, CF35, CF35-1, CF35-1DP, CF35DP, CF40-1, CF40-1DL, CF40-1DLDP, CF40-1DP, CF40-1E, CF40-1EDP, CF40DL, CF40DLDP, CF40E, CF40EDP, CF50, CF50A, CF50A400, CF50ADP, CF50ADP400, CF50DP, CF50DPPD, CF70PD, COMPACT-EXTRACTIBLE, DL240... (Other models you can see in the webshop)		

accessories for	524174		
	Part No.	510893	Ref. No. 60050
	Part No.	524176	Ref. No. 60212
			nut

air trap accessories





1


Part No.	524176	Ref. No.	60212
description	nut		
For models:	AT40, AT40DP, AT50, CF1000, CF1201A, CF1201A-BLACK, CF235, CF35, CF35-1, CF35-1DP, CF35DP, CF40-1, CF40-1DL, CF40-1DLDP, CF40-1DP, CF40-1E, CF40-1EDP, CF40DL, CF40DLDP, CF40E, CF40EDP, CF50, CF50A, CF50A400, CF50ADP, CF50ADP400, CF50DP, CF50DPPD, CF70PD, COMPACT-EXTRACTIBLE, DL240, DL240-1, DL240-1DP, DL240DP, DS101, DS103, DS11, DS1200, DS1200A, DS13, DS2000, DS201, DS203, DS21, DS23, DS412, DS412PD, DSF101, DSF103, DSF11...(Other models you can see in the webshop)		



pipes

			
1			
Part No.	524229	Ref. No.	10306
description	pipe		
For models:	A1080, A500, A720, A900		

			
1			
Part No.	524230	Ref. No.	10311
description	pipe		
For models:	B100, B101, B101F, B101H, B103, B103F, CF101, CF103, CF11		


			
1			
Part No.	524231	Ref. No.	10314
description	pipe		
For models:	B100, B101, B101F, B101H, B103, B103F, CF101, CF103, CF11		


			
1			
Part No.	524232	Ref. No.	10327
description	pipe		
For models:	A350		


backflow preventers


			
1			
Part No.	524188	Ref. No.	12135
description	backflow preventer connection 1/2" dishwasher hose ø 12mm		
For models:	DS2000, DS600DP-DVGW, DS600DPPD-DVGW, DS600-DVGW		

door mechanics


			
1			
Part No.	524340	Ref. No.	10225
description	actuator complete actuator		
For models:	B100, B101, B101H, B102, B103		

			
1			
Part No.	524341	Ref. No.	10227
description	actuator complete actuator		
For models:	B201, B203		

			
1			
Part No.	524342	Ref. No.	10228
description	actuator complete actuator		
For models:	B201, B203		


			
1			
Part No.	524430	Ref. No.	15021
description	door pin door pin		
For models:	CF50, CF50DP, CF50DPPD, CF70PD		


threaded shafts


			
1			
Part No.	524432	Ref. No.	15023
description	threaded part nut		
For models:	CF50, CF50DP, CF50DPPD, CF70PD		





hinges			
			
1			
Part No.	524297	Ref. No.	15562
description	door hinge door holder		
For models:	AT40, AT40DP, CF235, CF35, CF35-1, CF35-1DP, CF35DP, CF40-1, CF40-1DL, CF40-1DLDP, CF40-1DP, CF40-1E, CF40-1EDP, CF40DL, CF40DLDP, CF40E, CF40EDP, COMPACT-EXTRACTIBLE, DL240, DL240-1, DL240-1DP, DL240DP, DS101, DS103, DS11, DS13, DS201, DS203, DS21, DS23, DSF101, DSF103, DSF11, DSF13, PM50, PM50DP, PM50DPPB, PM50DPPD, PM50DPPPB, PM50E, PM50PB, PM50PD, PM50PDPB, PMA50, PMA50DP, PMA50DPPB, PMA50DPPD, PMA50DPPDPB, PMA50PB, PMA50PD...(Other models you can see in the webshop)		


			
1			
Part No.	524286	Ref. No.	10421
description	door hinge door holder mounting pos. left		
For models:	A350, A500, A720, AT50, B40, B41, CF50, CF50A, CF50A400, CF50ADP, CF50ADP400, CF50DP, CF50DPPD, CF70PD, DS400, DS400DP, DS400DP-PD, DS412, DS412PD, DS600, DS600DP, DS600DP-DVGW, DS600DP-PD, DS600DPPD-DVGW, DS600-DVGW		


			
1			
Part No.	524287	Ref. No.	10598
description	door hinge door holder mounting pos. right		
For models:	A500, AT50, B40, B41, CF50, CF50A, CF50A400, CF50ADP, CF50ADP400, CF50DP, CF50DPPD, CF70PD, DS412, DS412PD		


hinge pins			
			
1			
Part No.	524441	Ref. No.	10584
description	hinge pin		
For models:	A1080		


door seals			
			
1			
Part No.	524419	Ref. No.	60018
description	door seal		
For models:	CF1201A-BLACK, CF235, CF35, CF35-1, CF35-1DP, CF35DP, CF40-1DL, CF40-1DLDP, CF40DL, CF40DLDP, CF50, CF50DP, CF50DPPD, CF70PD, DL240, DL240-1, DL240-1DP, DL240DP, DS101, DS103, DS11, DS13, DS201, DS203, DS21, DS23, DS400, DS400DP, DS400DP-PD, DS412, DS412PD, DS600, DS600DP, DS600DP-DVGW, DS600DP-PD, DS600DPPD-DVGW, DS600-DVGW, DSF101, DSF103, DSF11, DSF13, F22T-JET-TECH		

door bumpers			
			
1			
Part No.	524436	Ref. No.	10478
description	door bumper left		
For models:	A350, A500, A720, CF101		


door shafts			
			
1			
Part No.	524280	Ref. No.	10485
description	door shaft		
For models:	B100, B101, B101H, B102, B103, B201, B203, B301, B303		


			
1			
Part No.	524281	Ref. No.	10486
description	door shaft		


			
1			
Part No.	524282	Ref. No.	11498
description	door shaft		
For models:	CF101, CF103, CF11		


			
1			
Part No.	524283	Ref. No.	11490
description	door shaft		
For models:	B303F		




			
1			
Part No.	524288	Ref. No.	10608
description	door shaft		
For models:	B40, B41, DS412, DS412PD		


			
1			
Part No.	524290	Ref. No.	10488
description	door shaft		
For models:	A350, A500, A720		



			
1			
Part No.	524292	Ref. No.	15006
description	door shaft		
For models:	AT40, AT40DP, AT50, CF235, CF35, CF35-1, CF35-1DP, CF35DP, CF40-1, CF40-1DL, CF40-1DLDP, CF40-1DP, CF40-1E, CF40-1EDP, CF40DL, CF40DLDP, CF40E, CF40EDP, CF50, CF50A, CF50A400, CF50ADP, CF50ADP400, CF50DP, CF50DPPD, CF70PD, COMPACT-EXTRACTIBLE, DL240, DL240-1, DL240-1DP, DL240DP, DS101, DS103, DS11, DS13, DS201, DS203, DS21, DS23, DS400, DS400DP, DS400DP-PD, DSF101, DSF103, DSF11, DSF13, PM50, PM50DP, PM50DPPB, PM50DPPP... (Other models you can see in the webshop)		


			
1			
Part No.	524293	Ref. No.	12042
description	door shaft		
For models:	DS600, DS600DP, DS600DP-DVGW, DS600DP-PD, DS600DPPD-DVGW, DS600-DVGW		

locks


			
1			
Part No.	524390	Ref. No.	10493
description	door catch		
For models:	A1080, A900, AT40, AT40DP, AT50, B100, B101, B101F, B101H, B102, B103, B103F, B201, B203, B301, B303, B303F, B40, B41, CF1000, CF101, CF103, CF11, CF1201A, CF235, CF35, CF35-1, CF35-1DP, CF35DP, CF40-1, CF40-1DL, CF40-1DLDP, CF40-1DP, CF40-1E, CF40-1EDP, CF40DL, CF40DLDP, CF40E, CF40EDP, CF50, CF50A, CF50A400, CF50ADP, CF50ADP400, CF50DP, CF50DPPD, CF70PD, COMPACT-EXTRACTIBLE, DL240, DL240-1... (Other models you can see in the webshop)		


			
1			
Part No.	507011	Ref. No.	10414
description	door catch complete door locking catch		

			
1			
Part No.	524325	Ref. No.	10515
description	door catch door catch		
For models:	A350, A500, B40, B41		
accessories for	524325		
	Part No.	524326	Ref. No.
			10435
	nut nut		


			
1			
Part No.	524327	Ref. No.	12054
description	door catch door catch body		
For models:	AT40, AT40DP, AT50, CF235, CF35, CF35-1, CF35-1DP, CF35DP, CF40-1, CF40-1DL, CF40-1DLDP, CF40-1DP, CF40-1E, CF40-1EDP, CF40DL, CF40DLDP, CF40E, CF40EDP, CF50, CF50A, CF50A400, CF50ADP, CF50ADP400, CF50DP, CF50DPPD, CF70PD, COMPACT-EXTRACTIBLE, DL240, DL240-1, DL240-1DP, DL240DP, DS101, DS103, DS11, DS13, DS201, DS203, DS21, DS23, DS400, DS400DP, DS400DP-PD, DS600, DS600DP, DS600DP-DVGW, DS600DP-PD, DS600DPPD-DVGW, DS600-DVGW, DSF101, DSF103... (Other models you can see in the webshop)		

miscellaneous




			
1			
Part No.	524347	Ref. No.	10489
description	actuator actuator		
For models:	B40, B41, CF235, CF35, CF35-1, CF35-1DP, CF35DP, CF40-1DL, CF40-1DLDP, CF40DL, CF40DLDP, CF50, CF50A, CF50A400, CF50ADP, CF50ADP400, CF50DP, CF50DPPD, CF70PD, COMPACT-EXTRACTIBLE, DL240, DL240-1, DL240-1DP, DL240DP, DS101, DS103, DS11, DS13, DS201, DS203, DS21, DS23, DS412, DS412PD, DS600, DS600DP, DS600DP-DVGW, DS600DP-PD, DS600DPPD-DVGW, DS600-DVGW, DSF101, DSF103, DSF11, DSF13, PM50, PM50DP, PM50DPPB, PM50DPPP, PM50DPPDPB, PM50PB... (Other models you can see in the webshop)		


			
1			
Part No.	524321	Ref. No.	60255
description	ball		
For models:	B100, B101, B101F, B101H, B102, B103, B103F, B201, B203, B301, B303, B303F, CF101, CF103, CF11, HOME12		





 <p>1</p>			
Part No.	524346	Ref. No.	60258
description	ball nylon gasket		
For models:	A720, B40, B41, CF235, CF35, CF35-1, CF35-1DP, CF35DP, CF40-1DL, CF40-1DLDP, CF40DL, CF40DLDP, CF50, CF50A, CF50A400, CF50ADP, CF50ADP400, CF50DP, CF50DPPD, CF70PD, COMPACT-EXTRACTIBLE, DL240, DL240-1, DL240-1DP, DL240DP, DS101, DS103, DS11, DS13, DS201, DS203, DS21, DS23, DS412, DS412PD, DS600, DS600DP, DS600DP-DVGW, DS600DPPD-DVGW, DS600-DVGW, DSF101, DSF103, DSF11, DSF13, PM50, PM50DP, PM50DPPB, PM50DPPD, PM50DPPDPB...(Other models you can see in the webshop)		


 <p>1</p>			
Part No.	524344	Ref. No.	10415
description	bush		
For models:	A500, A720, B40, B41, CF235, CF35, CF35-1, CF35-1DP, CF35DP, CF40-1DL, CF40-1DLDP, CF40DL, CF40DLDP, CF50, CF50A, CF50A400, CF50ADP, CF50ADP400, CF50DP, CF50DPPD, CF70PD, COM PACT-EXTRACTIBLE, DL240, DL240-1, DL240-1DP, DL240DP, DS101, DS103, DS11, DS13, DS201, DS203, DS21, DS23, DS400, DS400DP, DS400DP-PD, DS412, DS412PD, DS600, DS600DP, DS600DP-DVGW, DS600DP-PD, DS600DPPD-DVGW, DS600-DVGW, DSF101, DSF103, DSF11, DSF13, PM50...(Other models you can see in the webshop)		


accessories for	524344			
 <p>nut nut</p>	Part No.	524326	Ref. No.	10435
 <p>gasket FIBER ED ø 18.5mm ID ø 13mm H 1mm gasket</p>	Part No.	524345	Ref. No.	60012
 <p>ball nylon gasket</p>	Part No.	524346	Ref. No.	60258
 <p>actuator actuator</p>	Part No.	524347	Ref. No.	10489
 <p>compression spring compression spring</p>	Part No.	524348	Ref. No.	10470
 <p>nut for groove nut bush</p>	Part No.	524349	Ref. No.	10458

 <p>1</p>			
Part No.	524320	Ref. No.	10414
description	bush bush		
For models:	B100, B101F, B101H, B102, B103, B103F, B303F, CF101, CF103, CF11, HOME12		

 <p>1</p>			
Part No.	524330	Ref. No.	12051
description	bush bush		
For models:	AT40, AT40DP, AT50, CF235, CF35, CF35-1, CF35-1DP, CF35DP, CF40-1, CF40-1DL, CF40-1DLDP, CF40-1DP, CF40-1E, CF40-1EDP, CF40DL, CF40DLDP, CF40E, CF40EDP, CF50, CF50A, CF50A400, CF50ADP, CF50ADP400, CF50DP, CF50DPPD, CF70PD, COMPACT-EXTRACTIBLE, DL240, DL240-1, DL240-1DP, DL240DP, DS101, DS103, DS11, DS13, DS201, DS203, DS21, DS23, DS400, DS400DP, DS400DP-PD, DS412, DS412PD, DS600, DS600DP, DS600DP-DVGW, DS600DP-PD, DS600DPPD-DVGW, DS600-DVGW...(Other models you can see in the webshop)		

 <p>1</p>			
Part No.	524348	Ref. No.	10470
description	compression spring compression spring		
For models:	A350, A500, A720, B40, B41, CF235, CF35, CF35-1, CF35-1DP, CF35DP, CF40-1DL, CF40-1DLDP, CF40DL, CF40DLDP, CF50, CF50A, CF50A400, CF50ADP, CF50ADP400, CF50DP, CF50DPPD, CF70PD, COM PACT-EXTRACTIBLE, DL240, DL240-1, DL240-1DP, DL240DP, DS101, DS103, DS11, DS13, DS201, DS203, DS21, DS23, DS400, DS400DP, DS400DP-PD, DS412, DS412PD, DS600, DS600DP, DS600DP-DVGW, DS600DP-PD, DS600DPPD-DVGW, DS600-DVGW, DSF101, DSF103, DSF11, DSF13...(Other models you can see in the webshop)		

 <p>1</p>			
Part No.	524332	Ref. No.	12049
description	counterpart door catch catch		
For models:	AT40, AT40DP, AT50, CF235, CF35, CF35-1, CF35-1DP, CF35DP, CF40-1, CF40-1DL, CF40-1DLDP, CF40-1DP, CF40-1E, CF40-1EDP, CF40DL, CF40DLDP, CF40E, CF40EDP, CF50, CF50A, CF50A400, CF50ADP, CF50ADP400, CF50DP, CF50DPPD, CF70PD, COMPACT-EXTRACTIBLE, DL240, DL240-1, DL240-1DP, DL240DP, DS101, DS103, DS11, DS13, DS201, DS203, DS21, DS23, DS412, DS412PD, DSF101, DSF103, DSF11, DSF13, PM50, PM50DP, PM50DPPB, PM50DPPD, PM50DPPDPB...(Other models you can see in the webshop)		

 <p>1</p>			
Part No.	524431	Ref. No.	15022
description	disc PTFE H 4.2mm L 23mm W 16mm sliding plate		
For models:	CF50, CF50DP, CF50DPPD, CF70PD		



1



Part No.	524331	Ref. No.	12050
description	door catch closer		
For models:	AT40, AT40DP, AT50, CF235, CF35, CF35-1, CF35-1DP, CF35DP, CF40-1, CF40-1DL, CF40-1DLDP, CF40-1DP, CF40-1E, CF40-1EDP, CF40DL, CF40DLDP, CF40E, CF40EDP, CF50, CF50A, CF50A400, CF50ADP, CF50ADP400, CF50DP, CF50DPPD, CF70PD, COMPACT-EXTRACTIBLE, DL240, DL240-1, DL240-1DP, DL240DP, DS101, DS103, DS11, DS13, DS201, DS203, DS21, DS23, DS400, DS400DP, DS400DP-PD, DS412, DS412PD, DS600, DS600DP, DS600DP-DVGW, DS600DP-PD, DS600DPPD-DVGW, DS600-DVGW...(Other models you can see in the webshop)		

2



Part No.	524345	Ref. No.	60012
description	gasket FIBER ED ø 18.5mm ID ø 13mm H 1mm gasket		
For models:	A350, A500, A720, AT40, AT40DP, B101F, B103F, B303F, B40, B41, CF101, CF103, CF11, CF235, CF35, CF35-1, CF35-1DP, CF35DP, CF40-1, CF40-1DL, CF40-1DLDP, CF40-1DP, CF40-1E, CF40-1EDP, CF40DL, CF40DLDP, CF40E, CF40EDP, CF50, CF50A, CF50A400, CF50ADP, CF50ADP400, CF50DP, CF50DPPD, COMPACT-EXTRACTIBLE, DL240, DL240-1, DL240-1DP, DL240DP, DS101, DS103, DS11, DS13, DS201, DS203, DS21, DS23, DS400, DS400DP...(Other models you can see in the webshop)		

1



Part No.	524349	Ref. No.	10458
description	nut for groove nut bush		
For models:	A720, B40, B41, CF235, CF35, CF35-1, CF35-1DP, CF35DP, CF40-1DL, CF40-1DLDP, CF40DL, CF40DLDP, CF50, CF50A, CF50A400, CF50ADP, CF50ADP400, CF50DP, CF50DPPD, CF70PD, COMPACT-EXTRACTIBLE, DL240, DL240-1, DL240-1DP, DL240DP, DS412, DS412PD, DS600, DS600DP, DS600DP-DVGW, DS600DP-PD, DS600DPPD-DVGW, DS600-DVGW, PM50, PM50DP, PM50DPPB, PM50DPPD, PM50DPPDPB, PM50PB, PM50PD, PM50PDPB, PMA50, PMA50DP, PMA50DPPB, PMA50DPPD, PMA50DPPDPB, PMA50PB, PMA50PD, PMA50PDPB		

1



Part No.	524324	Ref. No.	10423
description	nut nut		
For models:	B100, B101, B101F, B101H, B102, B103, B103F, B201, B203, B301, B303, B303F, CF101, CF103, CF11		

1



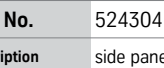
Part No.	524326	Ref. No.	10435
description	nut nut		
For models:	A350, A500, A720, AT40, AT40DP, B101F, B103F, B303F, B40, B41, CF101, CF103, CF11, CF235, CF35, CF35-1, CF35-1DP, CF35DP, CF40-1, CF40-1DL, CF40-1DLDP, CF40-1DP, CF40-1E, CF40-1EDP, CF40DL, CF40DLDP, CF40E, CF40EDP, CF50, CF50A, CF50A400, CF50ADP, CF50ADP400, CF50DP, CF50DPPD, CF70PD, COMPACT-EXTRACTIBLE, DL240, DL240-1, DL240-1DP, DL240DP, DS101, DS103, DS11, DS13, DS201, DS203, DS21, DS23, DS400...(Other models you can see in the webshop)		

1



Part No.	524388	Ref. No.	10479 10481
description	rubber pad ø 7mm ED ø 12mm ID ø 9mm H 9.5mm		
For models:	A500, A720, A900, AT40, AT40DP, AT50, B40, B41, CF1000, CF1201A, CF1201A-BLACK, CF235, CF35, CF35-1, CF35-1DP, CF35DP, CF40-1, CF40-1DL, CF40-1DLDP, CF40-1DP, CF40-1E, CF40-1EDP, CF40DL, CF40DLDP, CF40E, CF40EDP, CF50, CF50A, CF50A400, CF50ADP, CF50ADP400, CF50DP, CF50DPPD, CF70PD, COMPACT-EXTRACTIBLE, DL240, DL240-1, DL240-1DP, DL240DP, DS101, DS103, DS11, DS1200, DS1200A, DS13, DS201, DS203, DS21, DS23, DS400...(Other models you can see in the webshop)		

1



Part No.	524304	Ref. No.	10521
description	side panel		
For models:	B100, B101, B101H, B102, B103, B201, B203, B301, B303		

1



Part No.	524291	Ref. No.	10438
description	spacer piece		
For models:	A350, A500, CF235, CF70PD, COMPACT-EXTRACTIBLE, DS101, DS103, DS11, DS13, DS201, DS203, DS21, DS23, DSF101, DSF103, DSF11, DSF13		



1

Part No.		Ref. No.	12047
description	spacer piece		
For models:	DS600, DS600DP, DS600DP-DVGW, DS600DP-PD, DS600DPPD-DVGW, DS600-DVGW		

2

Part No.	524298	Ref. No.	11353
description	spacer piece		
For models:	B101F, B103F, HOME12		

1

Part No.	524328	Ref. No.	12053
description	spacer piece spacer		
For models:	AT40, AT40DP, AT50, CF235, CF35, CF35-1, CF35-1DP, CF35DP, CF40-1, CF40-1DL, CF40-1DLDP, CF40-1DP, CF40-1E, CF40-1EDP, CF40DL, CF40DLDP, CF40E, CF40EDP, CF50, CF50A, CF50A400, CF50ADP, CF50ADP400, CF50DP, CF50DPPD, COMPACT-EXTRACTIBLE, DL240, DL240-1, DL240-1DP, DL240DP, DS101, DS103, DS11, DS13, DS201, DS203, DS21, DS23, DSF101, DSF103, DSF11, DSF13, PM50, PM50DP, PM50DPPB, PM50DPPD, PM50DPPDPB, PM50E, PM50PB, PM50PD... (Other models you can see in the webshop)		

1

Part No.	524285	Ref. No.	10439
description	spacer ring		
For models:	B100, B101, B101H, B102, B103, B201, B203, B301, B303, B303F, CF101, CF103, CF11, DS600, DS600DP, DS600DP-DVGW, DS600DP-PD, DS600DPPD-DVGW, DS600-DVGW		

1

Part No.	524289	Ref. No.	10609
description	spacer ring		
For models:	AT50, B40, B41, CF50, CF50A, CF50A400, CF50ADP, CF50ADP400, CF50DP, CF50DPPD, CF70PD, COMPACT-EXTRACTIBLE		

screw connections

1

Part No.	512074	Ref. No.	12072
description	nut thread 1/2" H 7mm WS 27 plastic Qty 1 pcs		
For models:	CF50, CF50DP, CF50DPPD, CF70PD, DS2000, DS400, DS400DP, DS400DP-PD, DS412, DS412PD, DS600, DS600DP, DS600DP-DVGW, DS600DP-PD, DS600DPPD-DVGW, DS600-DVGW		

washing and rinsing systems

1

Part No.	524088	Ref. No.	11907
description	bush for wash arm		
For models:	B303F		

1

Part No.	524406	Ref. No.	11909
description	bush for wash arm		

1

Part No.	524090	Ref. No.	10512
description	disc ID \varnothing 13.1mm ED \varnothing 18.1mm thickness 2mm		
For models:	A1080, A350, A500, A720, A900, B303F, CF1000, CF1201A, CF1201ABLACK, DS1200, DS1200A, DS2000, F1201A, F22T-JET-TECH		

1

Part No.	524300	Ref. No.	10352
description	double nipple		
For models:	A1080, A350, A500, A720, A900		



1

Part No.	524116	Ref. No.	10580
description	gasket		
For models:	A1080, A900, B40, B41		



1

Part No.	524894	Ref. No.	60013
description	gasket for wash pipe conical \varnothing 30mm ID \varnothing 25mm		
For models:	B40, B41		



1

Part No.	524186	Ref. No.	12040
description	manifold 4-way hose \varnothing 12-12-12-12mm SS		
For models:	AT40, AT40DP, AT50, CF235, CF35, CF35-1, CF35-1DP, CF35DP, CF40-1, CF40-1DL, CF40-1DLDP, CF40-1DP, CF40-1E, CF40-1EDP, CF40E, CF40EDP, CF50, CF50A, CF50A400, CF50ADP, CF50ADP400, CF50DP, CF50DPPD, CF70PD, COMPACT-EXTRACTIBLE, DL240-1, DL240-1DP, DS400, DS400DP, DS400DP-PD, DS412, DS412PD, DS600, DS600DP, DS600DP-DVGW, DS600DP-PD, DS600DPPD-DVGW, DS600-DVGW, PM50, PM50DP, PM50DPPB, PM50DPPD, PM50DPPDPB, PM50E, PM50PB, PM50PD, PM50PDPB, PMA50, PMA50DP, PMA50DPPB... (Other models you can see in the webshop)		



1

Part No.	524385	Ref. No.	10427
description	nut		
For models:	B100, B101, B101F, B101H, B102, B103, B103F, B201, B203, B301, B303, B303F, CF101, CF103, CF11, DS101, DS103, DS11, DS13, DS201, DS203, DS21, DS23, DSF101, DSF103, DSF11, DSF13		



1

Part No.	524396	Ref. No.	11305
description	nut		
For models:	B40, B41		



1

Part No.	524395	Ref. No.	10560
description	olive		
For models:	A350, B100, B101, B101F, B101H, B102, B103, B103F, B201, B203, B301, B303, B303F, CF101, CF103, CF11, DS101, DS103, DS11, DS13, DS201, DS203, DS21, DS23, DSF101, DSF103, DSF11, DSF13		



1

Part No.	524020	Ref. No.	10236
description	rinse pipe		
For models:	B40, B41		



1

Part No.	524299	Ref. No.	10241
description	rinse pipe		
For models:	A350, A500		



1


Part No.	524668	Ref. No.	12055
description	screw for wash arm support thread M6		
For models:	AT40, AT40DP, AT50, CF1000, CF1201A, CF1201A-BLACK, CF235, CF35, CF35-1, CF35-1DP, CF35DP, CF40-1, CF40-1DL, CF40-1DLDP, CF40-1DP, CF40-1E, CF40-1EDP, CF40DL, CF40DLDP, CF40E, CF40EDP, CF50, CF50A, CF50A400, CF50ADP, CF50ADP400, CF50DP, CF50DPPD, CF70PD, COMPACT-EXTRACTIBLE, DL240, DL240-1, DL240-1DP, DL240DP, DS1200, DS1200A, DS2000, DS400, DS400DP, DS400DP-PD, DS412, DS412PD, DS600, DS600DP, DS600DP-DVGW, DS600DP-PD, DS600DPPD-DVGW, DS600-DVGW, F1201A, F22T-JET-TECH...(Other models you can see in the webshop)		





1


Part No.	520706	Ref. No.	11336
description	screw cap thread 1/4" WS 17		



			
1			
Part No.	524180	Ref. No.	10553
description	screw connection thread M10x1 ø 6mm		
For models:	A1080, A500, A720, A900, B100, B101, B101F, B101H, B102, B103, B103F, B201, B203, B301, B303, B303F, B40, B41, CF101, CF103, CF11, DS101, DS103, DS11, DS13, DS201, DS203, DS21, DS23, DSF101, DSF103, DSF11, DSF13		

			
1			
Part No.	524394	Ref. No.	10559
description	screw connection thread M12 ø 8mm		
For models:	A350, B100, B101, B101F, B101H, B103, B103F, B201, B203, B301, B303, B303F, B40, B41, CF101, CF103, DS101, DS103, DS11, DS13, DS201, DS203, DS21, DS23, DSF101, DSF103, DSF11, DSF13		


			
1			
Part No.	524403	Ref. No.	11407
description	wash pipe		
For models:	B101F, B103F		


			
1			
Part No.	524021	Ref. No.	10243
description	wash pipe mounting pos. upper/lower		
For models:	B100, B101, B101H, B102, B103, B201, B203, B301, B303F, DS101, DS103, DS11, DS13, DS201, DS203, DS21, DS23		


washing and rinsing systems (sorted by producer)


ADLER


			
1			
Part No.	524081	Ref. No.	11351
description	bush for rinse arm		
For models:	A1080, A350, A720, A900, AT40, AT40DP, AT50, B303F, CF1000, CF101, CF1201A, CF1201A-BLACK, CF235, CF35, CF35-1, CF35-1DP, CF35DP, CF40-1, CF40-1DL, CF40-1DLDP, CF40-1DP, CF40-1E, CF40-1EDP, CF40DL, CF40DLDP, CF40E, CF40EDP, CF50, CF50A, CF50A400, CF50ADP, CF50ADP400, CF50DP, CF50DPPD, CF70PD, COMPACT-EXTRACTIBLE, DL240, DL240-1, DL240-1DP, DL240DP, DS1200, DS1200A, DS2000, DS400, DS400DP, DS400DP-PD, DS412, DS412PD, DS600, DS600DP... (Other models you can see in the webshop)		

			
1			
Part No.	524084	Ref. No.	11350
description	bush for wash arm		
For models:	B101F, B103F, B40, B41		

			
1			
Part No.	524062	Ref. No.	12013
description	end cap for rinse arm		
For models:	AT40, AT40DP, CF1000, CF1201A, CF1201A-BLACK, CF235, CF35, CF35-1, CF35-1DP, CF35DP, CF40-1, CF40-1DL, CF40-1DLDP, CF40-1DP, CF40-1E, CF40-1EDP, CF40DL, CF40DLDP, CF40E, CF40EDP, CF50, CF50A, CF50A400, CF50ADP, CF50ADP400, CF50DP, CF50DPPD, CF70PD, COMPACT-EXTRACTIBLE, DL240, DL240-1, DL240-1DP, DL240DP, DS1200, DS1200A, DS400, DS400DP, DS400DP-PD, DS412, DS412PD, DS600DP-DVGW, DS600DPPD-DVGW, DS600-DVGW, F1201A, F22T-JET-TECH, PM50, PM50DP, PM50DPPB, PM50DPPD, PM50DPPDPB... (Other models you can see in the webshop)		

			
1			
Part No.	524057	Ref. No.	12010
description	end cap for wash arm		
For models:	AT40, AT40DP, CF1000, CF1201A, CF1201A-BLACK, CF235, CF35, CF35-1, CF35-1DP, CF35DP, CF40-1, CF40-1DL, CF40-1DLDP, CF40-1DP, CF40-1E, CF40-1EDP, CF40DL, CF40DLDP, CF40E, CF40EDP, CF50, CF50A, CF50A400, CF50ADP, CF50ADP400, CF50DP, CF50DPPD, CF70PD, COMPACT-EXTRACTIBLE, DL240, DL240-1, DL240-1DP, DL240DP, DS1200, DS1200A, DS400, DS400DP, DS400DP-PD, DS412, DS412PD, DS600, DS600DP, DS600DP-DVGW, DS600DP-PD, DS600DPPD-DVGW, DS600-DVGW, F1201A, F22T-JET-TECH, PM50, PM50DP... (Other models you can see in the webshop)		

			
1			
Part No.	524068	Ref. No.	10579
description	end cap for wash arm		
For models:	A1080, A900, DS2000		

			
1			
Part No.	524053	Ref. No.	60002
description	flat gasket rubber D1 ø 18mm D2 ø 13mm thickness 1mm for nozzle Qty 1 pcs		
For models:	B100, B101, B101H, B102, B103, B201, B203, B301, B303, DS101, DS103, DS11, DS13, DS201, DS203, DS21, DS23		



1



Part No.	524054	Ref. No.	60004
description	gasket PTFE ED ø 15mm ID ø 10mm thickness 2mm Qty 1 pcs		
For models:	A1080, A350, A500, A720, A900, AT40, AT40DP, AT50, B100, B101, B101F, B101H, B102, B103, B103F, B201, B203, B301, B303, B303F, B40, B41, CF1000, CF101, CF103, CF11, CF1201A, CF1201A-BLACK, CF235, CF35, CF35-1, CF35-1DP, CF35DP, CF40-1, CF40-1DL, CF40-1DLDP, CF40-1DP, CF40-1E, CF40-1EDP, CF40DL, CF40DLDP, CF40E, CF40EDP, CF50, CF50A, CF50A400, CF50ADP, CF50ADP400, CF50DP, CF50DPPD... (Other models you can see in the webshop)		

1



Part No.	524087	Ref. No.	10459
description	knurled nut thread M10x1.5 ø 30mm H 10mm for rinse arm plastic		
For models:	A1080, A350, A500, A720, A900, B303F, DS2000		

1



Part No.	524095	Ref. No.	12020
description	knurled nut thread M8 ø 24mm H 6mm SS		
For models:	AT40, AT40DP, AT50, CF1000, CF1201A, CF1201A-BLACK, CF235, CF35, CF35-1, CF35-1DP, CF35DP, CF40-1, CF40-1DL, CF40-1DLDP, CF40-1DP, CF40-1E, CF40-1EDP, CF40DL, CF40DLDP, CF40E, CF40EDP, CF50, CF50A, CF50A400, CF50ADP, CF50ADP400, CF50DP, CF50DPPD, CF70PD, COMPACT-EXTRACTIBLE, DL240, DL240-1, DL240-1DP, DL240DP, DS1200, DS1200A, DS400, DS400DP, DS400DP-PD, DS412, DS412PD, DS600, DS600DP, DS600DP-DVGW, DS600DP-PD, DS600DP-DVGW, DS600-DVGW, F1201A, F22T-JET-TECH, PM50... (Other models you can see in the webshop)		

1



Part No.	361304	Ref. No.	60073
description	O-ring EPDM ID ø 11.11mm thickness 1.78mm Qty 1 pcs for type DIB3E/DIB5E		
For models:	AT40, AT40DP, CF1000, CF1201A, CF1201A-BLACK, CF235, CF35, CF35-1, CF35-1DP, CF35DP, CF40-1, CF40-1DL, CF40-1DLDP, CF40-1DP, CF40-1E, CF40-1EDP, CF40DL, CF40DLDP, CF40E, CF40EDP, CF50, CF50A, CF50A400, CF50ADP, CF50ADP400, CF50DP, CF50DPPD, CF70PD, COMPACT-EXTRACTIBLE, DL240, DL240-1, DL240-1DP, DL240DP, DS1200, DS1200A, DS400, DS400DP, DS400DP-PD, DS412, DS412PD, DS600, DS600DP, DS600DP-DVGW, DS600DP-PD, DS600DP-DVGW, DS600-DVGW, F1201A, F22T-JET-TECH, PM50, PM50DP... (Other models you can see in the webshop)		

1



Part No.	529545	Ref. No.	60060
description	O-ring EPDM thickness 1.78mm ID ø 10.82mm Qty 1 pcs		
For models:	A1080, A350, A900, AT40, AT40DP, B100, B101, B101H, B102, B103, B201, B203, B301, B303, CF1000, CF1201A, CF1201A-BLACK, CF235, CF35, CF35-1, CF35-1DP, CF35DP, CF40-1, CF40-1DL, CF40-1DLDP, CF40-1DP, CF40-1E, CF40-1EDP, CF40DL, CF40DLDP, CF40E, CF40EDP, CF50, CF50A, CF50A400, CF50ADP, CF50ADP400, CF50DP, CF50DPPD, CF70PD, COMPACT-EXTRACTIBLE, DL240, DL240-1, DL240-1DP, DL240DP, DS1200, DS1200A, DS400, DS400DP, DS400DP-PD... (Other models you can see in the webshop)		


1




Part No.	528243	Ref. No.	60071
description	O-ring EPDM thickness 1.78mm ID ø 15.6mm Qty 1 pcs		
For models:	AT40, AT40DP, CF1000, CF1201A, CF1201A-BLACK, CF235, CF35, CF35-1, CF35-1DP, CF35DP, CF40-1, CF40-1DL, CF40-1DLDP, CF40-1DP, CF40-1E, CF40-1EDP, CF40DL, CF40DLDP, CF40E, CF40EDP, CF50, CF50A, CF50A400, CF50ADP, CF50ADP400, CF50DP, CF50DPPD, CF70PD, COMPACT-EXTRACTIBLE, DL240, DL240-1, DL240-1DP, DL240DP, DS1200, DS1200A, DS400, DS400DP, DS400DP-PD, DS412, DS412PD, DS600, DS600DP, DS600DP-DVGW, DS600DP-PD, DS600DP-DVGW, DS600-DVGW, F1201A, F22T-JET-TECH, PM50, PM50DP... (Other models you can see in the webshop)		


1




Part No.	524018	Ref. No.	10208
description	rinse arm L 165mm H 415mm nozzles 5		
For models:	B100, B101, B101H, B102, B103		
accessories for	524018		
	Part No.	Ref. No.	
	524051		10381 11362
	rinse jet		






1

Part No.	524008	Ref. No.	10206
description	rinse arm L 195mm H 430mm nozzles 5		
For models:	B201, B203, DS201, DS203, DS21, DS23		
accessories for	524008		
	Part No.	524051	Ref. No. 10381 11362
	rinse jet		




1

Part No.	524007	Ref. No.	10205
description	rinse arm L 205mm H 380mm nozzles 5		
For models:	B100, B101, B101H, B102, B103, DS101, DS103, DS11, DS13		
accessories for	524007		
	Part No.	524051	Ref. No. 10381 11362
	rinse jet		




1

Part No.	524009	Ref. No.	10207
description	rinse arm L 250mm H 445mm nozzles 6		
For models:	B301, B303		
accessories for	524009		
	Part No.	524051	Ref. No. 10381 11362
	rinse jet		




1

Part No.	524265	Ref. No.	11915
description	rinse arm L 310mm nozzles 4 mounting ø 12mm W 26mm without nozzles		
For models:	CF101, CF103, CF11, DSF101, DSF103, DSF11, DSF13		
accessories for	524265		
	Part No.	510774	Ref. No. 10603
	rinse jet ø 8mm H 18mm thread M10x0.75 WS 10		



1


Part No.	524253	Ref. No.	10255
description	rinse arm L 470mm H 215mm nozzles 10		
For models:	A350, A500, A720		



1


Part No.	524447	Ref. No.	10262
description	rinse arm L 485mm nozzles 6 mounting ø 12mm		
For models:	A1080, A350, A500, A720, A900		






			
1			
Part No.	524101	Ref. No.	12012
description	rinse arm mounting pos. depending on model L 215mm mounting ø 17.5mm nozzles 3 sationary in mod. CF235		
For models:	CF1000, CF1201A, CF1201A-BLACK, CF235, CF35, CF35-1, CF35-1DP, CF35DP, CF50, CF50A, CF50A400, CF50ADP, CF50ADP400, CF50DP, CF50DPPD, CF70PD, COMPACT-EXTRACTIBLE, DS1200, DS1200A, DS600, DS600DP, DS600DP-DVGW, DS600DPPD, DS600DPPD-DVGW, DS600-DVGW, F1201A, F22T-JET-TECH, PM50, PM50DP, PM50DPPB, PM50DPPD, PM50DPPDPB, PM50E, PM50PB, PM50PD, PM50PDPB, PMA50, PMA50DP, PMA50DPPB, PMA50DPPD, PMA50DPPDPB, PMA50PB, PMA50PD, PMA50PDPB		


			
1			
Part No.	524100	Ref. No.	12011
description	rinse arm mounting pos. left L 215mm mounting ø 17.5mm nozzles 3		
For models:	CF1000, CF1201A, CF1201A-BLACK, CF235, CF35, CF35-1, CF35-1DP, CF35DP, CF50, CF50A, CF50A400, CF50ADP, CF50ADP400, CF50DP, CF50DPPD, CF70PD, COMPACT-EXTRACTIBLE, DL240, DL240-1, DL240-1DP, DL240DP, DS1200, DS1200A, DS600, DS600DP, DS600DP-DVGW, DS600DPPD, DS600DPPD-DVGW, DS600-DVGW, F1201A, F22T-JETTECH, PM50, PM50DP, PM50DPPB, PM50DPPD, PM50DPPDPB, PM50E, PM50PB, PM50PD, PM50PDPB, PMA50, PMA50DP, PMA50DPPB, PMA50DPPD, PMA50DPPDPB, PMA50PB, PMA50PD, PMA50PDPB		

			
1			
Part No.	524892	Ref. No.	12170
description	rinse arm mounting pos. right L 160mm nozzles 3 mounting ø 18mm		
For models:	AT40, AT40DP, CF235, CF35, CF35-1, CF35-1DP, CF35DP, CF40-1, CF40-1DL, CF40-1DLLD, CF40-1DP, CF40-1E, CF40-1EDP, CF40DL, CF40DLLD, CF40E, CF40EDP, COMPACT-EXTRACTIBLE, DL240, DL240-1, DL240-1DP, DL240DP, DS400, DS400DP, DS400DP-PD, DS412, DS412PD		


			
1			
Part No.	524888	Ref. No.	10149
description	rinse arm mounting pos. upper L 470mm W 233mm H 77mm nozzles 10 stationary		
For models:	A1080, A900		



			
1			
Part No.	524051	Ref. No.	10381 11362
description	rinse jet		
For models:	B100, B101, B101H, B102, B103, B201, B203, B301, B303, DS101, DS103, DS11, DS13, DS201, DS203, DS21, DS23		
accessories for	524051		
	Part No.	524052	Ref. No. 10382
	swirl for rinse jet H1 5mm ø 10mm H 16mm 2mm		


			
1			
Part No.	510775	Ref. No.	10389
description	rinse jet complete		
For models:	A1080, A500, A720, A900, B101F, B103F, B303F, CF101, CF103, CF11, DSF101, DSF103, DSF11, DSF13		


			
1			
Part No.	510774	Ref. No.	10603
description	rinse jet ø 8mm H 18mm thread M10x0.75 WS 10		
For models:	B101F, B103F, B40, B41, CF101, CF103, CF11, DSF101, DSF103, DSF11, DSF13		





			
1			
Part No.	524061	Ref. No.	12014
description	rinse jet thread 1/4" WS 18 hole ø 1.5mm		
For models:	AT40, AT40DP, CF1000, CF1201A, CF1201A-BLACK, CF235, CF35, CF35-1, CF35-1DP, CF35DP, CF40-1, CF40-1DL, CF40-1DLDP, CF40-1DP, CF40-1E, CF40-1EDP, CF40DL, CF40DLDP, CF40E, CF40EDP, CF50, CF50A, CF50A400, CF50ADP, CF50ADP400, CF50DP, CF50DPPD, CF70PD, COMPACT-EXTRACTIBLE, DL240, DL240-1, DL240-1DP, DL240DP, DS1200, DS1200A, DS400, DS400DP, DS400DP-PD, DS412, DS412PD, DS600, DS600DP, DS600DP-DVGW, DS600DP-PD, DS600DPPD-DVGW, DS600-DVGW, F1201A, F22T-JET-TECH, PM50, PM50DP... (Other models you can see in the webshop)		
accessories for	524061		
	Part No.	524059	Ref. No. 12015
	swirl for rinse arm H 15mm ø 9mm 2mm H1 5mm		








			
1			
Part No.	524059	Ref. No.	12015
description	swirl for rinse arm H 15mm ø 9mm 2mm H1 5mm		
For models:	AT40, AT40DP, CF1000, CF1201A, CF1201A-BLACK, CF235, CF35, CF35-1, CF35-1DP, CF35DP, CF40-1, CF40-1DL, CF40-1DLDP, CF40-1DP, CF40-1E, CF40-1EDP, CF40DL, CF40DLDP, CF40E, CF40EDP, CF50, CF50A, CF50A400, CF50ADP, CF50ADP400, CF50DP, CF50DPPD, CF70PD, COMPACT-EXTRACTIBLE, DL240, DL240-1, DL240-1DP, DL240DP, DS1200, DS1200A, DS400, DS400DP, DS400DP-PD, DS412, DS412PD, DS600DP-DVGW, DS600DPPD-DVGW, DS600-DVGW, F1201A, F22T-JET-TECH, PM50, PM50DP, PM50DPPB, PM50DPPD, PM50DPPDPB...(Other models you can see in the webshop)		
accessories for	524059		
	Part No.	524061	Ref. No. 12014
	rinse jet thread 1/4" WS 18 hole ø 1.5mm		

			
1			
Part No.	524052	Ref. No.	10382
description	swirl for rinse jet H1 5mm ø 10mm H 16mm 2mm		
For models:	B100, B101, B101H, B102, B103, B201, B203, B301, B303, DS101, DS103, DS11, DS13, DS201, DS203, DS21, DS23		

			
1			
Part No.	510773	Ref. No.	10384
description	swirl for wash jet H 5mm ø 16.5mm 5mm		
For models:	B100, B101, B101F, B101H, B102, B103, B103F, B201, B203, B301, B303, B303F, B40, B41, CF101, CF103, CF11, DS101, DS103, DS11, DS13, DS201, DS203, DS21, DS23, DSF101, DSF103, DSF11, DSF13, HOME12		

			
1			
Part No.	524067	Ref. No.	10400
description	swirl for wash jet H 5mm ø 17mm 9mm		
For models:	A1080, A350, A500, A720, A900, B303F, DS2000		

			
1			
Part No.	524080	Ref. No.	10606
description	Thumb screw thread M6 thread L 10mm ø 18mm H 4mm SS		
For models:	B101F, B103F, B40, B41, CF101, CF103, CF11, DSF101, DSF103, DSF11, DSF13, HOME12		

			
1			
Part No.	524024	Ref. No.	11411
description	wash and rinse arm wash arm L 315mm rinse arm L 315mm w. jets 4 r. jets 4 mounting ø 11/40mm mounting pos. upper/lower		
For models:	B101F, B103F		
accessories for	524024		
	Part No.	510772	Ref. No. 11410
	wash jet		
	Part No.	510773	Ref. No. 10384
	swirl for wash jet H 5mm ø 16.5mm 5mm		
	Part No.	510774	Ref. No. 10603
	rinse jet ø 8mm H 18mm thread M10x0.75 WS 10		
	Part No.	524024	Ref. No. 11411
	wash and rinse arm wash arm L 315mm rinse arm L 315mm w. jets 4 r. jets 4 mounting ø 11/40mm mounting pos. upper/lower		
	Part No.	524080	Ref. No. 10606
	Thumb screw thread M6 thread L 10mm ø 18mm H 4mm SS		
	Part No.	524084	Ref. No. 11350
	bush for wash arm		



Part No.	524010	Ref. No.	10266
description	wash and rinse arm wash arm L 380mm rinse arm L 380mm w. jets 6 r. jets 2 mounting ø 11/40mm mounting pos. upper/lower		
For models:	B40, B41		



Part No.	524011	Ref. No.	12169 12169/V
description	wash and rinse arm wash arm L 380mm rinse arm L 380mm w. jets 6 r. jets 6 mounting ø 12/45mm		
For models:	AT40, AT40DP, CF235, CF35, CF35-1, CF35-1DP, CF35DP, CF40-1, CF40-1DL, CF40-1DLDP, CF40-1DP, CF40-1E, CF40-1EDP, CF40DL, CF40DLDP, CF40E, CF40EDP, COMPACT-EXTRACTIBLE, DL240, DL240-1, DL240-1DP, DL240DP, DS400, DS400DP, DS400DP-PD, DS412, DS412PD		

spare parts for	524011			
	Part No.	524057	Ref. No.	12010
	end cap for wash arm			
	Part No.	524061	Ref. No.	12014
	rinse jet thread 1/4" WS 18 hole ø 1.5mm			
	Part No.	524062	Ref. No.	12013
	end cap for rinse arm			
	Part No.	524081	Ref. No.	11351
	bush for rinse arm			
	Part No.	524095	Ref. No.	12020
	knurled nut thread M8 ø 24mm H 6mm SS			
	Part No.	524131	Ref. No.	12009
	wash arm boss mounting pos. lower			
	Part No.	528243	Ref. No.	60071
	O-ring EPDM thickness 1.78mm ID ø 15.6mm Qty 1 pcs			



Part No.	524017	Ref. No.	12084 12084/V
description	wash and rinse arm wash arm L 490mm rinse arm L 490mm w. jets 8 r. jets 6 mounting ø 12/45mm mounting pos. upper/lower		
For models:	CF1000, CF1201A, CF1201A-BLACK, CF50, CF50A, CF50A400, CF50ADP, CF50ADP400, CF50DP, CF50DPPD, CF70PD, DS1200, DS1200A, DS600, DS600DP, DS600DP-DVGW, DS600DP-PD, DS600DPPD-DVGW, DS600-DVGW, F1201A, F22T-JET-TECH, PM50, PM50DP, PM50DPPB, PM50DPPD, PM50DPPDPB, PM50E, PM50PB, PM50PD, PM50PDPB, PMA50, PMA50DP, PMA50DPPB, PMA50DPPD, PMA50DPPDPB, PMA50PB, PMA50PD, PMA50PDPB		



Part No.	524002	Ref. No.	10218
description	wash arm L 190mm nozzles 4 mounting pos. lower		
For models:	B100, B101, B101H, B102, B103, DS101, DS103, DS11, DS13		



Part No.	524004	Ref. No.	10219
description	wash arm L 190mm nozzles 4 mounting pos. lower		
For models:	B201, B203, B301, B303F, DS201, DS203, DS21, DS23		





1

Part No.	524019	Ref. No.	10215
description	wash arm L 195mm H 150mm nozzles 3 thread 3/4"		
For models:	B100, B101, B101H, B102, B103		





1

Part No.	524006	Ref. No.	10220
description	wash arm L 245mm nozzles 4 mounting pos. lower thread 3/4" mounting ø 20mm		
For models:	B303		




1

Part No.	524001	Ref. No.	10210
description	wash arm L 200mm H 53mm nozzles 3 mounting pos. upper		
For models:	B100, B101, B101H, B102, B103, B201, B203, B301, B303, DS101, DS103, DS11, DS13		
accessories for	524001		
	Part No.	Ref. No.	10384
	510773		
	swirl for wash jet H 5mm ø 16.5mm 5mm		
	Part No.	Ref. No.	10383
	524050		
	wash jet thread 3/8" H 20mm		




1

Part No.	524005	Ref. No.	10213
description	wash arm L 260mm H 53mm nozzles 3 mounting pos. upper thread 3/4" mounting ø 20mm		
For models:	B303		



1

Part No.	524003	Ref. No.	10212
description	wash arm L 230mm H 110mm nozzles 3 mounting pos. upper		
For models:	B203, DS201, DS203, DS21, DS23		
spare parts for	524003		
	Part No.	Ref. No.	—
	507134		
	swirl H 5mm ø 14.5mm 5.5mm		



1

Part No.	524429	Ref. No.	11419
description	wash arm L 290mm H 65mm nozzles 2 mounting pos. upper thread 3/4" mounting ø 22mm		
For models:	B101F, B103F		



1			
Part No.	524013	Ref. No.	10260
description	wash arm L 490mm nozzles 6 mounting \varnothing 15/38mm mounting pos. upper/lower		
For models:	A350, A500		



1			
Part No.	524012	Ref. No.	10254
description	wash arm L 500mm H 150mm nozzles 5 angled suitable for A350/A500		
For models:	A350, A500		



1			
Part No.	524016	Ref. No.	10259
description	wash arm L 510mm nozzles 8 mounting \varnothing 15/52mm mounting pos. upper/lower		
For models:	A1080, A900		



1			
Part No.	524270	Ref. No.	12174
description	wash arm mounting pos. right/left L 165mm nozzles 3 mounting \varnothing 26mm with nozzles		
For models:	AT40, AT40DP, CF235, CF35, CF35-1, CF35-1DP, CF35DP, CF40-1, CF40-1DL, CF40-1DLDP, CF40-1DP, CF40-1E, CF40-1EDP, CF40DL, CF40DLDP, CF40E, CF40EDP, COMPACT-EXTRACTIBLE, DL240, DL240-1, DL240-1DP, DL240DP, DS400, DS400DP, DS400DP-PD, DS412, DS412PD		



1			
Part No.	516206	Ref. No.	12016
description	wash arm mounting pos. right/left L 225mm nozzles 4 mounting \varnothing 26mm with nozzles		
For models:	CF1000, CF1201A, CF1201A-BLACK, CF50, CF50A, CF50A400, CF50ADP, CF50ADP400, CF50DP, CF50DPPD, CF70PD, DS1200, DS1200A, DS600, DS600DP, DS600DP-DVGW, DS600DP-PD, DS600DPPD-DVGW, DS600-DVGW, F1201A, F22T-JET-TECH, PM50, PM50DP, PM50DPPB, PM50DPPD, PM50DPPDPB, PM50E, PM50PB, PM50PD, PM50PDPB, PMA50, PMA50DP, PMA50DPPB, PMA50DPPD, PMA50DPPDPB, PMA50PB, PMA50PD, PMA50PDPB		




1			
Part No.	524891	Ref. No.	11911
description	wash arm stationary mounting pos. lower L 302mm W 18mm H 28mm nozzles 4		
For models:	CF101, CF103, CF11, DSF101, DSF103, DSF11, DSF13		





1

Part No.	524890	Ref. No.	11912
description	wash arm stationary mounting pos. lower L 305mm W 102mm H 28mm nozzles 7		
For models:	CF101, CF103, CF11, DSF101, DSF103, DSF11, DSF13		





1

Part No.	524131	Ref. No.	12009
description	wash arm boss mounting pos. lower		
For models:	AT40, AT40DP, CF1000, CF1201A, CF1201A-BLACK, CF235, CF35, CF35-1, CF35-1DP, CF35DP, CF40-1, CF40-1DL, CF40-1DLD, CF40-1DP, CF40-1E, CF40-1EDP, CF40DL, CF40DLD, CF40E, CF40EDP, CF50, CF50A, CF50A400, CF50ADP, CF50ADP400, CF50DP, CF50DPPD, CF70PD, COMPACT-EXTRACTIBLE, DL240, DL240-1, DL240-1DP, DL240DP, DS1200, DS1200A, DS412, DS412PD, DS600, DS600DP, DS600DP-DVGW, DS600DP-PD, DS600DPPD-DVGW, DS600-DVGW, F1201A, F22T-JET-TECH, PM50, PM50DP, PM50DPPB, PM50DPPD, PM50DPPDPB...(Other models you can see in the webshop)		




1

Part No.	510772	Ref. No.	11410
description	wash jet		
For models:	B101F, B103F		
accessories for	510772		
	Part No.	Ref. No.	
	510773	10384	
	swirl for wash jet H 5mm ø 16.5mm 5mm		




1

Part No.	524056	Ref. No.	10602
description	wash jet		
For models:	B40, B41, HOME12		




1

Part No.	524064	Ref. No.	10398
description	wash jet angled		
For models:	A350, A500, B303F		




1

Part No.	510781	Ref. No.	10385
description	wash jet complete for Mod. B301/B303		
For models:	B303		




1

Part No.	524066	Ref. No.	10399
description	wash jet large		
For models:	A1080, A720, A900		





1


Part No.	524065	Ref. No.	10394
description	wash jet small		
For models:	A350, A500, B303F		




1


Part No.	510776	Ref. No.	10391
description	wash jet small with swirl thread 1/2" mounting ø 20.5mm H 13.5mm		
For models:	A350, A500		
spare parts for	510776		
	Part No.	Ref. No.	
	524065	10394	
	wash jet small		
	Part No.	Ref. No.	
	524067	10400	
	swirl for wash jet H 5mm ø 17mm 9mm		





			
1			
Part No.	524050	Ref. No.	10383
description	wash jet thread 3/8" H 20mm		
For models:	B100, B101, B101H, B102, B103, B201, B203, B301, B303F, CF101, CF103, CF11, DS101, DS103, DS11, DS13, DS201, DS203, DS21, DS23, DSF101, DSF103, DSF11, DSF13, HOME12		


wash arm supports


			
1			
Part No.	524099	Ref. No.	11408
description	wash arm support		
For models:	B101F, B103F, CF101, CF103		



			
1			
Part No.	524094	Ref. No.	10239
description	wash arm support mounting pos. lower		
For models:	B40, B41		


			
1			
Part No.	524110	Ref. No.	12008
description	wash arm support mounting pos. lower		
For models:	DS400, DS400DP, DS400DP-PD, DS600, DS600DP, DS600DP-DVGW, DS600DP-PD, DS600DPPD-DVGW, DS600-DVGW		


			
1			
Part No.	524112	Ref. No.	15031 15031/V
description	wash arm support mounting pos. lower		
For models:	AT50, CF1000, DS412, DS412PD, F22T-JET-TECH		

			
1			
Part No.	524122	Ref. No.	10247
description	wash arm support mounting pos. lower		
For models:	A720		


			
1			
Part No.	524123	Ref. No.	10145
description	wash arm support mounting pos. lower		
For models:	A1080, A900		


			
1			
Part No.	524130	Ref. No.	15019 15019/V
description	wash arm support mounting pos. lower		
For models:	CF50, CF50DP, CF50DPPD, CF70PD, PM50, PM50DP, PM50DPPB, PM50DPPD, PM50DPPDPB, PM50E, PM50PB, PM50PD, PM50PDPB, PMA50, PMA50DP, PMA50DPPB, PMA50DPPD, PMA50DPPDPB, PMA50PB, PMA50PD, PMA50PDPB		
spare parts for	524130		
	Part No.	506125	Ref. No. —
			
	hose connector plastic angled thread 3/8" hose ø 12mm Qty 1 pcs		


			
1			
Part No.	524107	Ref. No.	15038 15038/V
description	wash arm support mounting pos. lower elbow rinse pipe connection		
For models:	AT40, AT40DP, CF40-1, CF40-1DL, CF40-1DLDP, CF40-1DP, CF40-1E, CF40-1EDP, CF40DL, CF40DLDP, CF40E, CF40EDP, DL240, DL240-1, DL240-1DP, DL240DP		


			
1			
Part No.	524105	Ref. No.	15018 15018/V
description	wash arm support mounting pos. lower straight rinse pipe connection		
For models:	CF235, CF35, CF35-1, CF35-1DP, CF35DP, COMPACT-EXTRACTIBLE		





			
1			
Part No.	524091	Ref. No.	10238
description	wash arm support mounting pos. upper		
For models:	B40, B41		


			
1			
Part No.	524109	Ref. No.	12007
description	wash arm support mounting pos. upper		
For models:	DS600, DS600DP, DS600DP-DVGW, DS600DP-PD, DS600DPPD-DVGW, DS600-DVGW		


			
1			
Part No.	524119	Ref. No.	10246
description	wash arm support mounting pos. upper		
For models:	A350, A500		


			
1			
Part No.	524111	Ref. No.	15030 15030/V
description	wash arm support mounting pos. upper/lower elbow rinse pipe connection		
For models:	AT40, AT40DP, AT50, CF1000, CF1201A, CF1201A-BLACK, CF40-1, CF40-1DL, CF40-1DLDP, CF40-1DP, CF40-1E, CF40-1EDP, CF40DL, CF40DLDP, CF40E, CF40EDP, CF50, CF50A, CF50A400, CF50ADP, CF50ADP400, CF50DP, CF50DPPD, CF70PD, DL240, DL240-1, DL240-1DP, DL240DP, DS1200, DS1200A, DS412, DS412PD, F1201A, F22T-JETTECH, PM50, PM50DP, PM50DPPB, PM50DPPD, PM50DPPDPB, PM50E, PM50PB, PM50PD, PM50PDPB, PMA50, PMA50DP, PMA50DPPB, PMA50DPPD, PMA50DPPDPB, PMA50PB, PMA50PD...(Other models you can see in the webshop)		


			
1			
Part No.	524121	Ref. No.	10449 11346
description	flange		
For models:	A500		


			
1			
Part No.	524125	Ref. No.	10452
description	flange		
For models:	A1080, A350, A720, A900		

			
1			
Part No.	524093	Ref. No.	10610
description	flange for wash arm support		
For models:	B40, B41		


			
1			
Part No.	524092	Ref. No.	60014
description	gasket for wash arm support mounting pos. upper rubber ID ø 40mm ED ø 83mm thickness 3mm 4 holes		
For models:	B40, B41		


			
1			
Part No.	524120	Ref. No.	10450
description	gasket for wash arm support ø 55/107mm thickness 2.5mm with 4 screw holes		
For models:	A350, A500		


			
1			
Part No.	524124	Ref. No.	10451
description	gasket rubber thickness 3mm ED ø 106mm ID ø 54.5mm 4 holes		
For models:	A1080, A500, A720, A900, DS412, DS412PD		


			
1			
Part No.	505152	Ref. No.	60054
description	O-ring EPDM thickness 3.53mm ID ø 29mm Qty 1 pcs		
For models:	A350, A500, A720, HOME12		




			
1			
Part No.	505180	Ref. No.	60076
description	O-ring EPDM thickness 3.53mm ID ø 47.22mm Qty 1 pcs		
For models:	AT40, AT40DP, AT50, CF1000, CF1201A, CF1201A-BLACK, CF235, CF35, CF35-1, CF35-1DP, CF35DP, CF40-1, CF40-1DL, CF40-1DLDP, CF40-1DP, CF40-1E, CF40-1EDP, CF40DL, CF40DLDP, CF40E, CF40EDP, CF50, CF50A, CF50A400, CF50ADP, CF50ADP400, CF50DP, CF50DPPD, CF70PD, COMPACT-EXTRACTIBLE, DL240, DL240-1, DL240-1DP, DL240DP, DS1200, DS1200A, DS400, DS400DP, DS400DP-PD, DS412, DS412PD, DS600, DS600DP, DS600DP-DVGW, DS600DP-PD, DS600DPPD-DVGW, DS600-DVGW, F1201A, F22T-JET-TECH, PM50...(Other models you can see in the webshop)		


			
1			
Part No.	524086	Ref. No.	10605
description	disc ID ø 11mm ED ø 17mm thickness 2mm		
For models:	B101F, B103F		


			
1			
Part No.	524127	Ref. No.	10448
description	flange for wash pipe mounting pos. lower		
For models:	A1080, A720, A900		


			
1			
Part No.	524126	Ref. No.	10447
description	flange for wash pipe mounting pos. upper		
For models:	A350, A500		


			
1			
Part No.	524098	Ref. No.	15547
description	guide for rinse arm shaft		
For models:	AT40, AT40DP, CF235, CF35, CF35-1, CF35-1DP, CF35DP, CF40-1, CF40-1DL, CF40-1DLDP, CF40-1DP, CF40-1E, CF40-1EDP, CF40DL, CF40DLDP, CF40E, CF40EDP, CF50, CF50DP, CF50DPPD, CF70PD, COMPACT-EXTRACTIBLE, DL240, DL240-1, DL240-1DP, DL240DP, PM50, PM50DP, PM50DPPB, PM50DPPD, PM50DPPDPB, PM50E, PM50PB, PM50PD, PM50PDPB, PMA50, PMA50DP, PMA50DPPB, PMA50DPPD, PMA50DPPDPB, PMA50PB, PMA50PD, PMA50PDPB		


rinse arm shafts


			
1			
Part No.	524104	Ref. No.	15007
description	extension for rinse arm shaft		
For models:	CF235, CF35, CF35-1, CF35-1DP, CF35DP, COMPACT-EXTRACTIBLE		


			
1			
Part No.	524106	Ref. No.	15036
description	extension for rinse arm shaft		
For models:	AT40, AT40DP, CF40-1, CF40-1DL, CF40-1DLDP, CF40-1DP, CF40-1E, CF40-1EDP, CF40DL, CF40DLDP, CF40E, CF40EDP, DL240, DL240-1, DL240-1DP, DL240DP		


			
1			
Part No.	524199	Ref. No.	15016
description	extension for rinse arm shaft		
For models:	CF50, CF50DP, CF50DPPD, CF70PD, PM50, PM50DP, PM50DPPB, PM50DPPD, PM50DPPDPB, PM50E, PM50PB, PM50PD, PM50PDPB, PMA50, PMA50DP, PMA50DPPB, PMA50DPPD, PMA50DPPDPB, PMA50PB, PMA50PD, PMA50PDPB		

			
1			
Part No.	524022	Ref. No.	10604
description	rinse arm shaft		


			
1			
Part No.	524082	Ref. No.	11914
description	rinse arm shaft		
For models:	CF101, CF103, CF11, DSF101, DSF103, DSF11, DSF13		


			
1			
Part No.	524083	Ref. No.	11917
description	rinse arm shaft		
For models:	CF101, CF103, CF11, DSF101, DSF103, DSF11, DSF13		


			
1			
Part No.	524089	Ref. No.	11489
description	rinse arm shaft		
For models:	B303F		

			
1			
Part No.	524097	Ref. No.	12017
description	rinse arm shaft		
For models:	AT40, AT40DP, AT50, CF1000, CF1201A, CF1201A-BLACK, CF235, CF35, CF35-1, CF35-1DP, CF35DP, CF40-1, CF40-1DL, CF40-1DLDP, CF40-1DP, CF40-1E, CF40-1EDP, CF40DL, CF40DLDP, CF40E, CF40EDP, CF50, CF50A, CF50A400, CF50ADP, CF50ADP400, CF50DP, CF50DPPD, CF70PD, COMPACT-EXTRACTIBLE, DL240, DL240-1, DL240-1DP, DL240DP, DS1200, DS1200A, DS400, DS400DP, DS400DP-PD, DS412, DS412PD, DS600, DS600DP, DS600DP-DVGW, DS600DP-PD, DS600DPPD-DVGW, DS600-DVGW, F1201A, F22T-JET-TECH, PM50...(Other models you can see in the webshop)		



1 			
Part No.	524113	Ref. No.	10491
description	rinse arm shaft		
For models:	A350		


1 			
Part No.	524114	Ref. No.	10490
description	rinse arm shaft		
For models:	A1080, A720, A900, DS2000		

1 			
Part No.	524115	Ref. No.	10582
description	rinse arm shaft mounting pos. upper		
For models:	A1080, A900		

knobs

producer-specific knobs




ADLER




1 			
Part No.	110156	Ref. No.	10551
description	knob switch zero mark ø 46mm shaft ø 6x4.6mm shaft flat lower black		
For models:	A1080, A720, A900, B100, B101, B101F, B101H, B102, B103, B103F, B201, B203, B301, B303, B303F, B40, B41, CF1000, CF101, CF103, CF1201A, CF50, CF50DP, CF50DPPD, CF70PD, DS101, DS103, DS11, DS1200, DS13, DS201, DS203, DS21, DS23, DS400, DS400DP, DS400DP-PD, DS412, DS412PD, DS600, DS600DP, DS600DP-DVGW, DS600DP-PD, DS600DPPD-DVGW, DS600-DVGW, DSF101, DSF103, DSF11, DSF13, F1201A...(Other models you can see in the webshop)		




handles and hand wheels




handle rails




ADLER

1 			
Part No.	524301	Ref. No.	10280
description	handle rail		
For models:	B100, B101, B101F, B101H, B102, B103, B103F, B201, B203, B301, B303		
accessories for	524301		
	Part No.	524315	Ref. No. 10523
	end cap mounting pos. left		
	Part No.	524316	Ref. No. 10565
	end cap mounting pos. right		




1 			
Part No.	524302	Ref. No.	10281
description	handle rail		
accessories for	524302		
	Part No.	524315	Ref. No. 10523
	end cap mounting pos. left		
	Part No.	524316	Ref. No. 10565
	end cap mounting pos. right		




1 			
Part No.	524303	Ref. No.	10282
description	handle rail		
For models:	B301, B303		
accessories for	524303		
	Part No.	524315	Ref. No. 10523
	end cap mounting pos. left		
	Part No.	524316	Ref. No. 10565
	end cap mounting pos. right		




1 			
Part No.	524306	Ref. No.	10289
description	handle rail		
For models:	B40, B41		
accessories for	524306		
	Part No.	524315	Ref. No. 10523
	end cap mounting pos. left		
	Part No.	524316	Ref. No. 10565
	end cap mounting pos. right		




1 			
Part No.	524307	Ref. No.	10290
description	handle rail		
For models:	A350		
accessories for	524307		
	Part No.	524315	Ref. No. 10523
	end cap mounting pos. left		
	Part No.	524316	Ref. No. 10565
	end cap mounting pos. right		









			
1			
Part No.	524308	Ref. No.	10291
description	handle rail		
For models:	B101F, B103F, CF101, CF103, CF11, HOME12		
accessories for	524308		
	Part No.	524315	Ref. No. 10523
	end cap mounting pos. left		
	Part No.	524316	Ref. No. 10565
	end cap mounting pos. right		




			
1			
Part No.	524309	Ref. No.	10284
description	handle rail		
For models:	CF70PD		
accessories for	524309		
	Part No.	524315	Ref. No. 10523
	end cap mounting pos. left		
	Part No.	524316	Ref. No. 10565
	end cap mounting pos. right		

			
1			
Part No.	524310	Ref. No.	15561
description	handle rail		
For models:	CF35, CF35-1, CF35-1DP, CF35DP, DS101, DS103, DS11, DS13, DSF101, DSF103, DSF11, DSF13		
accessories for	524310		
	Part No.	524315	Ref. No. 10523
	end cap mounting pos. left		
	Part No.	524316	Ref. No. 10565
	end cap mounting pos. right		




			
1			
Part No.	524311	Ref. No.	15669
description	handle rail		
For models:	CF40-1DL, CF40-1DLDP, CF40DL, CF40DLDP, DL240, DL240-1, DL240-1DP, DL240DP, DS201, DS203, DS21, DS23		
accessories for	524311		
	Part No.	524315	Ref. No. 10523
	end cap mounting pos. left		
	Part No.	524316	Ref. No. 10565
	end cap mounting pos. right		

			
1			
Part No.	524312	Ref. No.	12184
description	handle rail		
accessories for	524312		
	Part No.	524315	Ref. No. 10523
	end cap mounting pos. left		
	Part No.	524316	Ref. No. 10565
	end cap mounting pos. right		




			
1			
Part No.	524313	Ref. No.	12043
description	handle rail		
For models:	DS600, DS600DP, DS600DP-DVGW, DS600DP-PD, DS600DPPD-DVGW, DS600-DVGW		
accessories for	524313		
	Part No.	524315	Ref. No. 10523
	end cap mounting pos. left		
	Part No.	524316	Ref. No. 10565
	end cap mounting pos. right		




			
1			
Part No.	524314	Ref. No.	15903
description	handle rail		
For models:	CF50, CF50DP, CF50DPPD		
accessories for	524314		
	Part No.	524315	Ref. No. 10523
	end cap mounting pos. left		
	Part No.	524316	Ref. No. 10565
	end cap mounting pos. right		




handle rails




			
1			
Part No.	524301	Ref. No.	10280
description	handle rail		
For models:	B100, B101, B101F, B101H, B102, B103, B103F, B201, B203, B301, B303		
accessories for	524301		
	Part No.	524315	Ref. No. 10523
	end cap mounting pos. left		
	Part No.	524316	Ref. No. 10565
	end cap mounting pos. right		









1 			
Part No.	524302	Ref. No.	10281
description	handle rail		
accessories for	524302		
	Part No.	524315	Ref. No. 10523
	end cap mounting pos. left		
	Part No.	524316	Ref. No. 10565
	end cap mounting pos. right		




1 			
Part No.	524308	Ref. No.	10291
description	handle rail		
For models:	B101F, B103F, CF101, CF103, CF11, HOME12		
accessories for	524308		
	Part No.	524315	Ref. No. 10523
	end cap mounting pos. left		
	Part No.	524316	Ref. No. 10565
	end cap mounting pos. right		




1 			
Part No.	524303	Ref. No.	10282
description	handle rail		
For models:	B301, B303		
accessories for	524303		
	Part No.	524315	Ref. No. 10523
	end cap mounting pos. left		
	Part No.	524316	Ref. No. 10565
	end cap mounting pos. right		

1 			
Part No.	524309	Ref. No.	10284
description	handle rail		
For models:	CF70PD		
accessories for	524309		
	Part No.	524315	Ref. No. 10523
	end cap mounting pos. left		
	Part No.	524316	Ref. No. 10565
	end cap mounting pos. right		




1 			
Part No.	524306	Ref. No.	10289
description	handle rail		
For models:	B40, B41		
accessories for	524306		
	Part No.	524315	Ref. No. 10523
	end cap mounting pos. left		
	Part No.	524316	Ref. No. 10565
	end cap mounting pos. right		




1 			
Part No.	524310	Ref. No.	15561
description	handle rail		
For models:	CF35, CF35-1, CF35-1DP, CF35DP, DS101, DS103, DS11, DS13, DSF101, DSF103, DSF11, DSF13		
accessories for	524310		
	Part No.	524315	Ref. No. 10523
	end cap mounting pos. left		
	Part No.	524316	Ref. No. 10565
	end cap mounting pos. right		




1 			
Part No.	524307	Ref. No.	10290
description	handle rail		
For models:	A350		
accessories for	524307		
	Part No.	524315	Ref. No. 10523
	end cap mounting pos. left		
	Part No.	524316	Ref. No. 10565
	end cap mounting pos. right		

1 			
Part No.	524311	Ref. No.	15669
description	handle rail		
For models:	CF40-1DL, CF40-1DLDP, CF40DL, CF40DLDP, DL240, DL240-1, DL240-1DP, DL240DP, DS201, DS203, DS21, DS23		
accessories for	524311		
	Part No.	524315	Ref. No. 10523
	end cap mounting pos. left		
	Part No.	524316	Ref. No. 10565
	end cap mounting pos. right		




1 			
Part No.	524312	Ref. No.	12184
description	handle rail		
accessories for	524312		
	Part No.	524315	Ref. No. 10523
	end cap mounting pos. left		
	Part No.	524316	Ref. No. 10565
	end cap mounting pos. right		

1 			
Part No.	524313	Ref. No.	12043
description	handle rail		
For models:	DS600, DS600DP, DS600DP-DVGW, DS600DP-PD, DS600PPD-DVGW, DS600-DVGW		
accessories for	524313		
	Part No.	524315	Ref. No. 10523
	end cap mounting pos. left		
	Part No.	524316	Ref. No. 10565
	end cap mounting pos. right		


1 			
Part No.	524314	Ref. No.	15903
description	handle rail		
For models:	CF50, CF50DP, CF50DPPD		
accessories for	524314		
	Part No.	524315	Ref. No. 10523
	end cap mounting pos. left		
	Part No.	524316	Ref. No. 10565
	end cap mounting pos. right		

end caps

1 			
Part No.	524315	Ref. No.	10523
description	end cap mounting pos. left		
For models:	A350, A500, A720, B101F, B103F, B303F, CF101, CF103, CF11, CF35, CF35-1, CF35-1DP, CF35DP, CF40-1DL, CF40-1DLDP, CF40DL, CF40DLDP, CF50, CF50DP, CF50DPPD, CF70PD, DL240, DL240-1, DL240-1DP, DL240DP, DS101, DS103, DS11, DS13, DS201, DS203, DS21, DS23, DS400, DS400DP, DS400DP-PD, DS600, DS600DP, DS600DP-DVGW, DS600DP-PD, DS600DPPD-DVGW, DS600-DVGW, DSF101, DSF103, DSF11, DSF13, HOME12		


1 			
Part No.	524316	Ref. No.	10565
description	end cap mounting pos. right		
For models:	A720, B101F, B103F, B303F, B40, B41, CF101, CF103, CF11, CF35, CF35-1, CF35-1DP, CF35DP, CF40-1DL, CF40-1DLDP, CF40DL, CF40DLDP, CF50, CF50DP, CF50DPPD, CF70PD, DL240, DL240-1, DL240-1DP, DL240DP, DS101, DS103, DS11, DS13, DS201, DS203, DS21, DS23, DS412, DS412PD, DS600, DS600DP, DS600DP-DVGW, DS600DP-PD, DS600DPPD-DVGW, DS600-DVGW, DSF101, DSF103, DSF11, DSF13, HOME12		

miscellaneous

1 			
Part No.	361259	Ref. No.	10375
description	handle L 30mm W 10mm hole distance 18mm Qty 1 pcs		
For models:	B100, B101, B101H, B102, B103, B201, B203, B301, B303, B303F, B40, B41, CF101, CF103, CF11, DS400, DS400DP, DS400DP-PD, DS412, DS412PD, DS600, DS600DP, DS600DP-DVGW, DS600DP-PD, DS600DPPD-DVGW, DS600-DVGW		

hinges

miscellaneous

1 			
Part No.	524384	Ref. No.	10418
description	hinge		
For models:	A500, B303F		



pullouts

rollers

rollers

accessories



1

Part No.	560133	Ref. No.	60208
description	hexagonal nut thread M6 H 5mm WS 10 SS DIN/ISO DIN 934 / ISO 4032/8673 Qty 20 pcs		
For models:	A1080, A900, AT40, AT40DP, AT50, B40, B41, CF1201A-BLACK, CF235, CF35, CF35-1, CF35-1DP, CF35DP, CF40-1, CF40-1DL, CF40-1DLDP, CF40-1DP, CF40-1E, CF40-1EDP, CF40DL, CF40DLDP, CF40E, CF40EDP, CF50, CF50A, CF50A400, CF50ADP, CF50ADP400, CF50DP, CF50DPPD, CF70PD, COMPACT-EXTRACTIBLE, DL240, DL240-1, DL240-1DP, DL240DP, DS101, DS103, DS11, DS13, DS201, DS203, DS21, DS23, DS400, DS400DP, DS400DP-PD, DS412, DS412PD, DS600...(Other models you can see in the webshop)		

equipment feet and end caps

screw-in feet



1

Part No.	524318	Ref. No.	10502
description	equipment foot thread M10 thread L 34mm ø 35mm H 35mm for dishwasher		
For models:	A1080, A500, A900, AT40, AT40DP, AT50, B100, B101, B101F, B101H, B102, B103, B103F, B201, B203, B301, B303, B303F, CF101, CF103, CF11, CF1201A, CF1201A-BLACK, CF235, CF35, CF35-1, CF35-1DP, CF35DP, CF40-1, CF40-1DL, CF40-1DLDP, CF40-1DP, CF40-1E, CF40-1EDP, CF40DL, CF40DLDP, CF40E, CF40EDP, CF50, CF50A, CF50A400, CF50ADP, CF50ADP400, CF50DP, CF50DPPD, CF70PD, COMPACT-EXTRACTIBLE, DL240, DL240-1, DL240-1DP...(Other models you can see in the webshop)		

baskets

warewashing baskets

steel wire baskets round

mix baskets



1

Part No.	970308	Ref. No.	30001
description	mix basket ED ø 355mm H 130mm seat ø 280mm		



1

Part No.	970309	Ref. No.	30002
description	mix basket ED ø 355mm H 160mm seat ø 280mm		



1

Part No.	970311	Ref. No.	30004
description	mix basket ED ø 405mm H 130mm seat ø 280mm		



1

Part No.	970312	Ref. No.	30005
description	mix basket ED ø 405mm H 160mm seat ø 280mm		




1

Part No.	970313	Ref. No.	30006
description	mix basket ED ø 405mm H 225mm seat ø 280mm		



1

Part No.	970314	Ref. No.	30007
description	mix basket ED ø 455mm H 130mm seat ø 390mm		



1

Part No.	970520	Ref. No.	30008 3008
description	mix basket ED ø 455mm H 160mm seat ø 390mm		

mechanical components,
equipment accessories
1



steel wire baskets square

mix baskets



1

Part No.	971001 ¹	Ref. No.	30087
description	mix basket L 350mm W 350mm H 120mm mesh type wide-meshed		

¹wide-meshed

1

Part No.	970307 ¹	Ref. No.	30089
description	mix basket L 350mm W 350mm H 180mm mesh type wide-meshed		

¹wide-meshed

1

Part No.	971023 ¹	Ref. No.	30012
description	mix basket L 400mm W 400mm H 130mm mesh type close-meshed		

¹fine-meshed

accessories

cutlery inserts



1

Part No.	970349	Ref. No.	30026
description	cutlery insert L 130mm W 57mm ømm H 110mm		

plate inserts



1

Part No.	970047	Ref. No.	30035
description	plate insert L 308mm W 100mm plates 15		

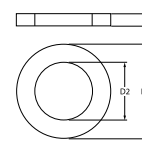
gaskets

O-rings

EPDM



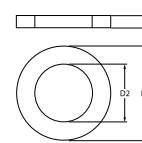
1



Part No.	361304	Ref. No.	60073
description	O-ring EPDM ID ø 11.11mm thickness 1.78mm Qty 1 pcs for type DIB3E/DIB5E		
For models:	AT40, AT40DP, CF1000, CF1201A, CF1201A-BLACK, CF235, CF35, CF35-1, CF35-1DP, CF35DP, CF40-1, CF40-1DL, CF40-1DLDP, CF40-1DP, CF40-1E, CF40-1EDP, CF40DL, CF40DLDP, CF40E, CF40EDP, CF50, CF50A, CF50A400, CF50ADP, CF50ADP400, CF50DP, CF50DPPD, CF70PD, COMPACT-EXTRACTIBLE, DL240, DL240-1, DL240-1DP, DL240DP, DS1200, DS1200A, DS400, DS400DP, DS400DP-PD, DS412, DS412PD, DS600, DS600DP, DS600DP-DVGW, DS600DP-PD, DS600DPPD-DVGW, DS600-DVGW, F1201A, F22T-JET-TECH, PM50, PM50DP... (Other models you can see in the webshop)		



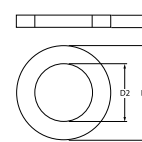
1



Part No.	510302	Ref. No.	60061
description	O-ring EPDM ID ø 12.42mm thickness 1.78mm Qty 1 pcs		
For models:	A350, B100, B101, B101F, B101H, B102, B103, B103F, B201, B203, B301, B303, B303F, B40, CF1000, CF101, CF103, CF11, HOME12		



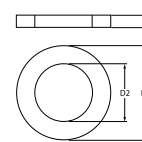
1



Part No.	529545	Ref. No.	60060
description	O-ring EPDM thickness 1.78mm ID ø 10.82mm Qty 1 pcs		
For models:	A1080, A350, A900, AT40, AT40DP, B100, B101, B101H, B102, B103, B201, B203, B301, B303, CF1000, CF1201A, CF1201A-BLACK, CF235, CF35, CF35-1, CF35-1DP, CF35DP, CF40-1, CF40-1DL, CF40-1DLDP, CF40-1DP, CF40-1E, CF40-1EDP, CF40DL, CF40DLDP, CF40E, CF40EDP, CF50, CF50A, CF50A400, CF50ADP, CF50ADP400, CF50DP, CF50DPPD, CF70PD, COMPACT-EXTRACTIBLE, DL240, DL240-1, DL240-1DP, DL240DP, DS1200, DS1200A, DS400, DS400DP, DS400DP-PD... (Other models you can see in the webshop)		



1



Part No.	504512	Ref. No.	60072
description	O-ring EPDM thickness 1.78mm ID ø 14mm Qty 1 pcs		
For models:	AT40, AT40DP, CF1000, CF1201A, CF1201A-BLACK, CF235, CF35, CF35-1, CF35-1DP, CF35DP, CF40-1, CF40-1DL, CF40-1DLDP, CF40-1DP, CF40-1E, CF40-1EDP, CF40DL, CF40DLDP, CF40E, CF40EDP, CF50, CF50A, CF50A400, CF50ADP, CF50ADP400, CF50DP, CF50DPPD, CF70PD, COMPACT-EXTRACTIBLE, DL240, DL240-1, DL240-1DP, DL240DP, DS1200, DS1200A, DS400, DS400DP, DS400DP-PD, DS412, DS412PD, DS600, DS600DP, DS600DP-DVGW, DS600DP-PD, DS600DPPD-DVGW, DS600-DVGW, F1201A, F22T-JET-TECH, PM50, PM50DP... (Other models you can see in the webshop)		



Part No.	528243	Ref. No.	60071
description	O-ring EPDM thickness 1.78mm ID ø 15.6mm Qty 1 pcs		
For models:	AT40, AT40DP, CF1000, CF1201A, CF1201A-BLACK, CF235, CF35, CF35-1, CF35-1DP, CF35DP, CF40-1, CF40-1DL, CF40-1DLDP, CF40-1DP, CF40-1E, CF40-1EDP, CF40DL, CF40DLDP, CF40E, CF40EDP, CF50, CF50A, CF50A400, CF50ADP, CF50ADP400, CF50DP, CF50DPPD, CF70PD, COMPACT-EXTRACTIBLE, DL240, DL240-1, DL240-1DP, DL240DP, DS1200, DS1200A, DS400, DS400DP, DS400DP-PD, DS412, DS412PD, DS600, DS600DP, DS600DP-DVGW, DS600DP-PD, DS600DPPD-DVGW, DS600-DVGW, F1201A, F22T-JET-TECH, PM50, PM50DP... (Other models you can see in the webshop)		

Part No.	507314	Ref. No.	60053
description	O-ring EPDM thickness 2.62mm ID ø 32.99mm		
For models:	A1080, A350, A500, A720, A900, B100, B101, B101F, B101H, B102, B103, B103F, B201, B203, B301, B303, B303F, CF101, CF103, CF11, DS101, DS103, DS11, DS13, DS201, DS203, DS21, DS23, DSF101, DSF103, DSF11, DSF13		
accessories for	507314		
	Part No.	507314	Ref. No. 60053
	O-ring EPDM thickness 2.62mm ID ø 32.99mm		

Part No.	524421	Ref. No.	60059
description	O-ring EPDM thickness 1.78mm ID ø 2.78mm Qty 1 pcs		
For models:	B100, B101, B101F, B101H, B102, B103, B103F, B201, B203, B301, B303, B303F, CF101, CF103, CF11		

Part No.	510893	Ref. No.	60050
description	O-ring EPDM thickness 2.62mm ID ø 9.92mm Qty 1 pcs		
For models:	A1080, A350, A500, A720, A900, AT40, AT40DP, AT50, B100, B101, B101F, B101H, B102, B103, B103F, B201, B203, B301, B303, B303F, B40, B41, CF1000, CF101, CF103, CF11, CF1201A, CF1201A-BLACK, CF235, CF35, CF35-1, CF35-1DP, CF35DP, CF40-1, CF40-1DL, CF40-1DLDP, CF40-1DP, CF40-1E, CF40-1EDP, CF40DL, CF40DLDP, CF40E, CF40EDP, CF50, CF50A, CF50A400, CF50ADP, CF50ADP400, CF50DP, CF50DPPD... (Other models you can see in the webshop)		


Part No.	528485	Ref. No.	60074
description	O-ring EPDM thickness 1.78mm ID ø 6.07mm Qty 1 pcs		
For models:	AT40, AT40DP, AT50, CF1000, CF1201A, CF1201A-BLACK, CF235, CF35, CF35-1, CF35-1DP, CF35DP, CF40-1, CF40-1DL, CF40-1DLDP, CF40-1DP, CF40-1E, CF40-1EDP, CF40DL, CF40DLDP, CF40E, CF40EDP, CF50, CF50A, CF50A400, CF50ADP, CF50ADP400, CF50DP, CF50DPPD, CF70PD, COMPACT-EXTRACTIBLE, DL240, DL240-1, DL240-1DP, DL240DP, DS1200, DS1200A, DS2000, DS400, DS400DP, DS400DP-PD, DS412, DS412PD, DS600, DS600DP, DS600DP-DVGW, DS600DP-PD, DS600DPPD-DVGW, DS600-DVGW, F1201A, F22T-JET-TECH... (Other models you can see in the webshop)		

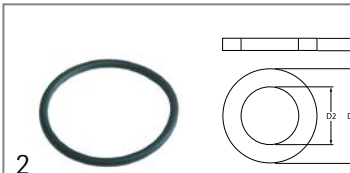
Part No.	505152	Ref. No.	60054
description	O-ring EPDM thickness 3.53mm ID ø 29mm Qty 1 pcs		
For models:	A350, A500, A720, HOME12		


Part No.	507313	Ref. No.	60062
description	O-ring EPDM thickness 2.62mm ID ø 13.95mm Qty 1 pcs		
For models:	B101, B101H, B103, B201, B203, B301, B303, B40, B41, CF101, CF103, DS400, DS400DP, DS400DP-PD, HOME12		

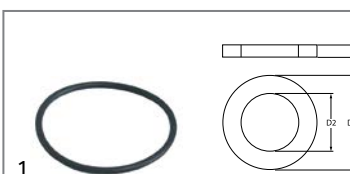
Part No.	506015	Ref. No.	11315
description	O-ring EPDM thickness 3.53mm ID ø 39.69mm Qty 1 pcs		
For models:	B100, B101, B101F, B101H, B201, B301, B40, CF101, CF11, CF50A, CF50A400, CF50ADP, CF50ADP400, DS101, DS11, DS201, DS21, DS412, DS412PD, DSF101, DSF11		

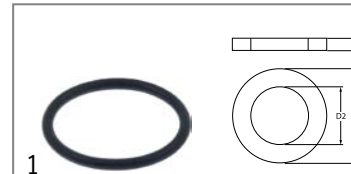


			
Part No.	524148	Ref. No.	60055
description	O-ring EPDM thickness 3.53mm ID \varnothing 40.86mm Qty 1 pcs		
For models:	A1080, A350, A500, A720, A900, AT40, AT40DP, B303, B303F, CF235, CF35, CF35-1, CF35-1DP, CF35DP, CF40-1, CF40-1DL, CF40-1DLDL, CF40-1DP, CF40-1E, CF40-1EDP, CF40DL, CF40DLDL, CF40E, CF40EDP, CF50, CF50DP, CF50DPPD, CF70DP, COMPACT-EXTRACTIBLE, DL240, DL240-1, DL240-1DP, DL240DP, DS101, DS103, DS11, DS13, DS201, DS203, DS21, DS23, DSF101, DSF103, DSF11, DSF13, PM50, PM50DP, PM50DPPB, PM50DPPD, PM50DPPDPB...(Other models you can see in the webshop)		

			
Part No.	505180	Ref. No.	60076
description	O-ring EPDM thickness 3.53mm ID \varnothing 47.22mm Qty 1 pcs		
For models:	AT40, AT40DP, AT50, CF1000, CF1201A, CF1201A-BLACK, CF235, CF35, CF35-1, CF35-1DP, CF35DP, CF40-1, CF40-1DL, CF40-1DLDL, CF40-1DP, CF40-1E, CF40-1EDP, CF40DL, CF40DLDL, CF40E, CF40EDP, CF50, CF50A, CF50A400, CF50ADP, CF50ADP400, CF50DP, CF50DPPD, CF70DP, COMPACT-EXTRACTIBLE, DL240, DL240-1, DL240-1DP, DL240DP, DS1200, DS1200A, DS400, DS400DP, DS400DP-PD, DS412, DS412PD, DS600, DS600DP, DS600DP-DVGW, DS600DP-PD, DS600DPPD-DVGW, DS600-DVGW, F1201A, F22T-JET-TECH, PM50...(Other models you can see in the webshop)		

			
Part No.	528315	Ref. No.	60057
description	O-ring EPDM thickness 3.53mm ID \varnothing 47.63mm Qty 1 pcs		
For models:	B303, B303F		


			
Part No.	524153	Ref. No.	60075
description	O-ring EPDM thickness 3.53mm ID \varnothing 59.92mm Qty 1 pcs		
For models:	AT50, CF1000, CF1201A, CF1201A-BLACK, CF50A, CF50A400, CF50ADP, CF50ADP400, DS1200, DS1200A, DS2000, DS400, DS400DP, DS400DP-PD, DS412, DS412PD, DS600, DS600DP, DS600DP-DVGW, DS600DP-PD, DS600DPPD-DVGW, DS600-DVGW, F1201A, F22T-JETTECH		


			
Part No.	524145	Ref. No.	60063 90063
description	O-ring ID \varnothing 32mm thickness 3mm Qty 1 pcs		
For models:	AT40, AT40DP, B100, B101, B101F, B101H, B102, B103, B103F, B201, B203, B301, B40, B41, CF101, CF103, CF11, CF235, CF35, CF35-1, CF35-1DP, CF35DP, CF40-1, CF40-1DL, CF40-1DLDL, CF40-1DP, CF40-1E, CF40-1EDP, CF40DL, CF40DLDL, CF40E, CF40EDP, COMPACT-EXTRACTIBLE, DL240, DL240-1, DL240-1DP, DL240DP, DS101, DS103, DS11, DS1200, DS13, DS201, DS203, DS21, DS23, DS400, DS400DP, DS400DP-PD, DSF101...(Other models you can see in the webshop)		


sealing washers

fibre gaskets


			
Part No.	524418	Ref. No.	60008
description	flat gasket FIBER ED \varnothing 14mm ID \varnothing 6.5mm thickness 1.5mm Qty 1 pcs		
For models:	A350, A500, A720, B100, B101, B101F, B101H, B102, B103, B103F, B201, B203, B301, B303, B303F, B40, B41, CF101, CF103, CF11, CF1201A-BLACK, CF235, CF40-1DL, CF40-1DLDL, CF40DL, CF40DLDL, CF50, CF50DP, CF50DPPD, CF70DP, COMPACT-EXTRACTIBLE, DS101, DS103, DS11, DS13, DS201, DS203, DS21, DS23, DS412, DS412PD, DS600, DS600DP, DS600DP-DVGW, DS600DP-PD, DS600DPPD-DVGW, DS600-DVGW, DSF101, DSF103, DSF11...(Other models you can see in the webshop)		


			
Part No.	524895	Ref. No.	60011
description	flat gasket FIBER ED \varnothing 15mm ID \varnothing 8mm thickness 1mm Qty 1 pcs		
For models:	A1080, A900		


			
Part No.	510129	Ref. No.	60015
description	flat gasket fibre ED \varnothing 25mm ID \varnothing 16.5mm thickness 1.5mm Qty 1 pcs		


			
Part No.	510404	Ref. No.	60005
description	flat gasket fibre ED \varnothing 44mm ID \varnothing 34mm thickness 2mm Qty 1 pcs		
For models:	B100, B101, B101F, B101H, B102, B103, B103F, B201, B203, B301, B303, B303F, B40, B41, CF101, CF103, CF11, CF35, CF35-1, CF35-1DP, CF35DP, CF40-1DL, CF40-1DLDL, CF40DL, CF40DLDL, DL240, DL240-1, DL240-1DP, DL240DP, DS101, DS103, DS11, DS13, DS201, DS203, DS21, DS23, DSF101, DSF103, DSF11, DSF13, HOME12		




			
1			
Part No.	510406	Ref. No.	60010
description	flat gasket fibre ED ø 60mm ID ø 48mm thickness 3mm for thread 1½" Qty 1 pcs		
For models:	A1080, A350, A500, A720, A900, AT50, CF1000, CF1201A, CF50, CF50A, CF50A400, CF50ADP, CF50ADP400, CF50DP, CF50DPPD, CF-70PD, DS1200, DS1200A, DS2000, DS600, DS600DP, DS600DP-DVGW, DS600DP-PD, DS600DPPD-DVGW, DS600-DVGW, F1201A, F22T-JETTECH		


rubber gaskets			
			
1			
Part No.	524055	Ref. No.	60001
description	flat gasket rubber ED ø 18mm ID ø 12mm thickness 2mm Qty 1 pcs		
For models:	A1080, A350, A500, A720, A900, B100, B101, B101F, B101H, B102, B103, B103F, B201, B203, B301, B303, B303F, B40, B41, CF101, CF103, CF11, DS101, DS103, DS11, DS13, DS201, DS203, DS21, DS23, DSF101, DSF103, DSF11, DSF13		


			
1			
Part No.	524183	Ref. No.	60003
description	flat gasket rubber ED ø 25mm ID ø 15mm thickness 3mm Qty 1 pcs		
For models:	A1080, A350, A500, A720, A900, AT40, AT40DP, AT50, B100, B101, B101F, B101H, B102, B103, B103F, B201, B203, B301, B303, B303F, B40, B41, CF1000, CF101, CF103, CF11, CF1201A, CF1201A-BLACK, CF235, CF35, CF35-1, CF35-1DP, CF35DP, CF40-1, CF40-1DL, CF40-1DLDP, CF40-1DP, CF40-1E, CF40-1EDP, CF40DL, CF40DLDP, CF40E, CF40EDP, CF50, CF50A, CF50A400, CF50ADP, CF50ADP400, CF50DP, CF50DPPD... (Other models you can see in the webshop)		


			
1			
Part No.	521124	Ref. No.	050 60009
description	flat gasket rubber ED ø 52mm ID ø 42mm thickness 6mm Qty 1 pcs		
For models:	A1080, A350, A500, A720, A900, AT40, AT40DP, AT50, B100, B101, B101F, B101H, B102, B103, B103F, B201, B203, B301, B303, B303F, B40, B41, CF1000, CF101, CF103, CF11, CF1201A, CF1201A-BLACK, CF235, CF35, CF35-1, CF35-1DP, CF35DP, CF40-1, CF40-1DL, CF40-1DLDP, CF40-1DP, CF40-1E, CF40-1EDP, CF40DL, CF40DLDP, CF40E, CF40EDP, CF50, CF50A, CF50A400, CF50ADP, CF50ADP400, CF50DP, CF50DPPD... (Other models you can see in the webshop)		

			
1			
Part No.	510883	Ref. No.	11314
description	gasket rubber ED ø 86mm ID ø 66mm thickness 2mm for salt tank Qty 1 pcs		
For models:	B100, B101, B101F, B101H, B201, B301, B40, CF101, CF11, CF50A, CF50A400, CF50ADP, CF50ADP400, DS101, DS11, DS201, DS21, DS412, DS412PD, DSF101, DSF11		


PTFE gaskets			
			
1			
Part No.	524054	Ref. No.	60004
description	gasket PTFE ED ø 15mm ID ø 10mm thickness 2mm Qty 1 pcs		
For models:	A1080, A350, A500, A720, A900, AT40, AT40DP, AT50, B100, B101, B101F, B101H, B102, B103, B103F, B201, B203, B301, B303, B303F, B40, B41, CF1000, CF101, CF103, CF11, CF1201A, CF1201A-BLACK, CF235, CF35, CF35-1, CF35-1DP, CF35DP, CF40-1, CF40-1DL, CF40-1DLDP, CF40-1DP, CF40-1E, CF40-1EDP, CF40DL, CF40DLDP, CF40E, CF40EDP, CF50, CF50A, CF50A400, CF50ADP, CF50ADP400, CF50DP, CF50DPPD... (Other models you can see in the webshop)		


springs			
torsion springs			
			
1			
Part No.	524296	Ref. No.	16256 16256DX
description	torsion spring ø 23mm L2 120mm wire gauge ø 3mm mounting pos. right L1 12mm L3 72mm Qty 1 pcs		
For models:	CF50, CF50A, CF50A400, CF50ADP, CF50ADP400, CF50DP, CF50DPPD, CF70PD		

compression springs			
			
1			
Part No.	524348	Ref. No.	10470
description	compression spring compression spring		
For models:	A350, A500, A720, B40, B41, CF235, CF35, CF35-1, CF35-1DP, CF35DP, CF40-1DL, CF40-1DLDP, CF40DL, CF40DLDP, CF50, CF50A, CF50A400, CF50ADP, CF50ADP400, CF50DP, CF50DPPD, CF70PD, COMPACT-EXTRACTIBLE, DL240, DL240-1, DL240-1DP, DL240DP, DS101, DS103, DS11, DS13, DS201, DS203, DS21, DS23, DS400, DS400DP, DS400DP-PD, DS412, DS412PD, DS600, DS600DP, DS600DP-DVGW, DS600DP-PD, DS600DPPD-DVGW, DS600-DVGW, DSF101, DSF103, DSF11, DSF13... (Other models you can see in the webshop)		


			
1			
Part No.	524329	Ref. No.	12052
description	compression spring ø 5.75mm L 40.5mm wire gauge ø 0.6mm		
For models:	AT40, AT40DP, AT50, CF235, CF35, CF35-1, CF35-1DP, CF35DP, CF40-1, CF40-1DL, CF40-1DLDP, CF40-1DP, CF40-1E, CF40-1EDP, CF40DL, CF40DLDP, CF40E, CF40EDP, CF50, CF50A, CF50A400, CF50ADP, CF50ADP400, CF50DP, CF50DPPD, CF70PD, COMPACT-EXTRACTIBLE, DL240, DL240-1, DL240-1DP, DL240DP, DS101, DS103, DS11, DS13, DS201, DS203, DS21, DS23, DS412, DS412PD, DS600, DS600DP, DS600DP-DVGW, DS600DP-PD, DS600DPPD-DVGW, DS600-DVGW, DSF101, DSF103, DSF11... (Other models you can see in the webshop)		



			
1			
Part No.	524401	Ref. No.	11383
description	compression spring ø 6.4mm L 16mm wire gauge ø 0.8mm		
For models:	B101, B101F, B101H, B103, B103F, B201, B203, B301, B303, B303F, CF101, CF103, CF11		

			
1			
Part No.	524322	Ref. No.	10476
description	compression spring ø 8.4mm L 11.2mm steel		
For models:	A350, B100, B101, B101F, B101H, B102, B103, B103F, B201, B203, B301, B303, B303F, CF103, CF11, HOME12		

tension springs

			
1			
Part No.	524355	Ref. No.	10563
description	tension spring ø 43mm total length 340mm wire gauge ø 5.3mm		
For models:	A1080, B101F, B103F, CF1000, CF1201A, CF1201A-BLACK, DS1200, DS1200A, DS2000, F1201A, F22T-JET-TECH		

dosing pumps




peristaltic dosing pumps

GERMAC

wall-mounted version








with frequency control

			
1			
Part No.	361275	Ref. No.	20545
description	dosing pump GERMAC frequency control 3l/h 230VAC detergent hose ø 4x6mm hose thermoplastic type G43 wall-mounted version dimensions 100x100x136mm		
spare parts for	361275		
	Part No.	361467	Ref. No. —
	pump hose GERMAC detergent hose type thermoplastic hose ø 6x10mm for model G43/G45/G53/G54/G55/G300/G305		
	Part No.	361558	Ref. No. —
	control PCB type G42/G43/G45 GERMAC		
	Part No.	361589	Ref. No. —
	roller assembly GERMAC suitable for G42/43/45/53/54/55/300/302/305/705		

accessories for	361275		
	Part No.	361106	Ref. No. —
	container filter with weight and non-return valve SS hose ø 4x6mm ø 21mm L 51mm non return valve lip valve		
	Part No.	520090	Ref. No. —
	PVC hose ID ø 4mm ED ø 6mm L 2m thickness 1mm t.max. 60°C transparent		
	Part No.	520091	Ref. No. —
	nylon hose ID ø 4mm ED ø 6mm L 2m thickness 1mm operating p. 10bar burst p. 50bar t.max. 100°C transparent		






built-in version

with frequency control

			
1			
Part No.	361267	Ref. No.	20588
description	dosing pump GERMAC frequency control 2l/h 230VAC detergent hose ø 4x6mm hose thermoplastic type G202 4W built-in version peristaltic pump dimensions 62x70x93mm		
For models:	AT50, CF35, CF35-1, CF35-1DP, CF35DP, CF40-1DL, CF40-1DLDP, CF40DL, CF40DLDP, CF50, CF50A, CF50A400, CF50ADP, CF50ADP400, CF50DP, CF50DPPD, CF70PD, DL240, DL240-1, DL240-1DP, DL240DP, PM50, PM50DP, PM50DPPB, PM50DPPD, PM50DPPDPB, PM50E, PM50PB, PM50PD, PM50PDPB, PMA50, PMA50DP, PMA50DPPB, PMA50DPPD, PMA50DPPDPB, PMA50PB, PMA50PD, PMA50PDPB		
spare parts for	361267		
	Part No.	361263	Ref. No. —
	roller assembly GERMAC suitable for G80/82/150/152/200/202/250/252/600		
	Part No.	361554	Ref. No. —
	pump hose GERMAC detergent hose type thermoplastic hose ø 5x8mm for model G200/G250/G252		
	Part No.	361556	Ref. No. —
	control PCB type G82/G152/G202/G252 GERMAC		
accessories for	361267		
	Part No.	361106	Ref. No. —
	container filter with weight and non-return valve SS hose ø 4x6mm ø 21mm L 51mm non return valve lip valve		
	Part No.	520090	Ref. No. —
	PVC hose ID ø 4mm ED ø 6mm L 2m thickness 1mm t.max. 60°C transparent		
	Part No.	520091	Ref. No. —
	nylon hose ID ø 4mm ED ø 6mm L 2m thickness 1mm operating p. 10bar burst p. 50bar t.max. 100°C transparent		




without control

 <p>1</p>			
Part No.	361022	Ref. No.	20128 20588
description	dosing pump GERMAC without control 2l/h 230VAC detergent hose ø 4x6mm hose thermoplastic type G200 built-in version dimensions 55x70x88mm		
For models:	DS400, DS400DP, DS400DP-PD, DS412, DS412PD, DS600, DS600DP, DS600DP-DVGW, DS600DP-PD, DS600DPPD-DVGW, DS600-DVGW		
spare parts for	361022		
		Part No.	361263 Ref. No. —
	roller assembly GERMAC suitable for G80/82/150/152/200/202/250 /252/600		
		Part No.	361554 Ref. No. —
	pump hose GERMAC detergent hose type thermoplastic hose ø 5x8mm for model G200/G250/G252		
accessories for	361022		
		Part No.	520090 Ref. No. —
	PVC hose ID ø 4mm ED ø 6mm L 2m thickness 1mm t.max. 60°C transparent		
		Part No.	520091 Ref. No. —
	nylon hose ID ø 4mm ED ø 6mm L 2m thickness 1mm operating p. 10bar burst p. 50bar t.max. 100°C transparent		

various


built-in version

 <p>1</p>			
Part No.	361288	Ref. No.	20571
description	dosing pump 1.4l/h		

 <p>1</p>			
Part No.	361289	Ref. No.	20572
description	dosing pump 2.4l/h		
For models:	CF50, CF50DP, CF50DPPD		

piston pumps

spare parts




 <p>1</p>			
Part No.	510298	Ref. No.	40044
description	lip valve dosing pump suitable for DB2/DS5		
For models:	A1080, A350, A500, A720, A900, B100, B101, B101F, B101H, B102, B103, B103F, B201, B203, B301, B303, B303F, B40, B41, CF101, CF103, CF11		

membrane dosing pumps


self-priming


LANG


accessories


 <p>1</p>			
Part No.	101286	Ref. No.	10554
description	olive ID ø 6mm Qty 1 pcs		
For models:	A1080, A350, A500, A720, A900, B100, B101, B101F, B101H, B102, B103, B103F, B201, B203, B301, B303, B303F, B40, B41, CF101, CF103, CF11, DS101, DS103, DS11, DS13, DS201, DS203, DS21, DS23, DSF101, DSF103, DSF11, DSF13		
accessories for	101286		
		Part No.	100909 Ref. No. —
	union screw thread M10x1 for pipe ø 6mm Qty 1 pcs		
		Part No.	101464 Ref. No. —
	union nut thread M12x1 for pipe ø 6mm		




SEKO			
spare parts			
			
1			
Part No.	361304	Ref. No.	60073
description	O-ring EPDM ID ø 11.11mm thickness 1.78mm Qty 1 pcs for type DIB3E/DIB5E		
For models:	AT40, AT40DP, CF1000, CF1201A, CF1201A-BLACK, CF235, CF35, CF35-1, CF35-1DP, CF35DP, CF40-1, CF40-1DL, CF40-1DLDP, CF40-1DP, CF40-1E, CF40-1EDP, CF40DL, CF40DLDP, CF40E, CF40EDP, CF50, CF50A, CF50A400, CF50ADP, CF50ADP400, CF50DP, CF50DPPD, CF70PD, COMPACT-EXTRACTIBLE, DL240, DL240-1, DL240-1DP, DL240DP, DS1200, DS1200A, DS400, DS400DP, DS400DP-PD, DS412, DS412PD, DS600, DS600DP, DS600DP-DVGW, DS600DP-PD, DS600DPPD-DVGW, DS600-DVGW, F1201A, F22T-JET-TECH, PM50, PM50DP...		

various											
											
1											
Part No.	361015	Ref. No.	20199 40145								
description	dosing pump membrane dosing pump rinse aid inlet 6x8mm outlet 4x6mm pressure connection ø 4x6mm suction connection ø 6x8mm										
For models:	AT40, AT40DP, CF1000, CF1201A, CF1201A-BLACK, CF235, CF35, CF35-1, CF35-1DP, CF35DP, CF40-1, CF40-1DL, CF40-1DLDP, CF40-1DP, CF40-1E, CF40-1EDP, CF40DL, CF40DLDP, CF40E, CF40EDP, CF50, CF50A, CF50A400, CF50ADP, CF50ADP400, CF50DP, CF50DPPD, CF70PD, COMPACT-EXTRACTIBLE, DL240, DL240-1, DL240-1DP, DL240DP, DS1200, DS1200A, DS2000, DS412, DS412PD, DS600, DS600DP, DS600DP-DVGW, DS600DP-PD, DS600DPPD-DVGW, DS600-DVGW, F1201A, F22T-JET-TECH, PM50, PM50DP, PM50DPPB, PM50DPPD... (Other models you can see in the webshop)										
spare parts for	361015										
		<table border="1"> <tr> <td>Part No.</td> <td>361132</td> <td>Ref. No.</td> <td>40147</td> </tr> </table>	Part No.	361132	Ref. No.	40147	<table border="1"> <tr> <td>Part No.</td> <td>510298</td> <td>Ref. No.</td> <td>40044</td> </tr> </table>	Part No.	510298	Ref. No.	40044
Part No.	361132	Ref. No.	40147								
Part No.	510298	Ref. No.	40044								
	membrane dosing pump										
											
	lip valve dosing pump suitable for DB2/DS5										

spare parts			
			
1			
Part No.	510298	Ref. No.	40044
description	lip valve dosing pump suitable for DB2/DS5		
For models:	A1080, A350, A500, A720, A900, B100, B101, B101F, B101H, B102, B103, B103F, B201, B203, B301, B303, B303F, B40, B41, CF101, CF103, CF11		

			
1			
Part No.	361132	Ref. No.	40147
description	membrane dosing pump		

self-priming with supporting pressure			
ELETTROBAR			
			
1			
Part No.	510298	Ref. No.	40044
description	lip valve dosing pump suitable for DB2/DS5		
For models:	A1080, A350, A500, A720, A900, B100, B101, B101F, B101H, B102, B103, B103F, B201, B203, B301, B303, B303F, B40, B41, CF101, CF103, CF11		















GERMAC											
type 1000											
											
1											
Part No.	361519	Ref. No.	20003								
description	dosing pump type 1000 rinse aid inlet 4x6mm outlet M10x1 pressure connection ø M10x1 IT for pipes ø 6mm suction connection ø PVC 4x6mm supporting pressure 11mm rebound ball PTFE 1mm GERMAC CODE VNR/A3										
spare parts for	361519										
		<table border="1"> <tr> <td>Part No.</td> <td>361550</td> <td>Ref. No.</td> <td>—</td> </tr> </table>	Part No.	361550	Ref. No.	—	<table border="1"> <tr> <td>Part No.</td> <td>361551</td> <td>Ref. No.</td> <td>—</td> </tr> </table>	Part No.	361551	Ref. No.	—
Part No.	361550	Ref. No.	—								
Part No.	361551	Ref. No.	—								
	hose connector hose ø 4x6mm										
											
	compression spring wire gauge ø 1mm										
		<table border="1"> <tr> <td>Part No.</td> <td>361703</td> <td>Ref. No.</td> <td>—</td> </tr> </table>	Part No.	361703	Ref. No.	—	<table border="1"> <tr> <td>Part No.</td> <td>361705</td> <td>Ref. No.</td> <td>—</td> </tr> </table>	Part No.	361705	Ref. No.	—
Part No.	361703	Ref. No.	—								
Part No.	361705	Ref. No.	—								
	hose connector thread M10x1 brass pipe connection ø 4x6mm										
											
	gasket for hose connector M12x1										
		<table border="1"> <tr> <td>Part No.</td> <td>510298</td> <td>Ref. No.</td> <td>40044</td> </tr> </table>	Part No.	510298	Ref. No.	40044					
Part No.	510298	Ref. No.	40044								
	lip valve dosing pump suitable for DB2/DS5										
accessories for	361519										
		<table border="1"> <tr> <td>Part No.</td> <td>361553</td> <td>Ref. No.</td> <td>—</td> </tr> </table>	Part No.	361553	Ref. No.	—					
Part No.	361553	Ref. No.	—								
	membrane EPDM										
		<table border="1"> <tr> <td>Part No.</td> <td>361700</td> <td>Ref. No.</td> <td>—</td> </tr> </table>	Part No.	361700	Ref. No.	—					
Part No.	361700	Ref. No.	—								
	hose connector rotary hose ø 4x6mm plastic connection M10x1										
		<table border="1"> <tr> <td>Part No.</td> <td>361702</td> <td>Ref. No.</td> <td>—</td> </tr> </table>	Part No.	361702	Ref. No.	—					
Part No.	361702	Ref. No.	—								
	hose connector brass hose ø 4x6mm										


Table continues overleaf




accessories for 361519	
	Part No. 361704 Ref. No. — hose connector brass straight thread M12x1 hose ø 11mm Qty 1 pcs
	Part No. 510296 Ref. No. 10562 membrane silicone
	Part No. 520090 Ref. No. — PVC hose ID ø 4mm ED ø 6mm L 2m thickness 1mm t.max. 60°C transparent
	Part No. 520091 Ref. No. — nylon hose ID ø 4mm ED ø 6mm L 2m thickness 1mm operating p. 10bar burst p. 50bar t.max. 100°C transparent


spare parts	
	1
Part No.	510298 Ref. No. 40044
description	lip valve dosing pump suitable for DB2/DS5
For models:	A1080, A350, A500, A720, A900, B100, B101, B101F, B101H, B102, B103, B103F, B201, B203, B301, B303, B303F, B40, B41, CF101, CF103, CF11


	1
Part No.	510296 Ref. No. 10562
description	membrane silicone
For models:	A1080, A350, A500, A720, A900, B100, B101, B101F, B101H, B102, B103, B103F, B201, B203, B301, B303, B303F, B40, B41, CF101, CF103, CF11

SEKO	
	1
Part No.	361304 Ref. No. 60073
description	O-ring EPDM ID ø 11.1mm thickness 1.78mm Qty 1 pcs for type DIB3E/DIB5E
For models:	AT40, AT40DP, CF1000, CF1201A, CF1201A-BLACK, CF235, CF35, CF35-1, CF35-1DP, CF35DP, CF40-1, CF40-1DL, CF40-1DLDP, CF40-1DP, CF40-1E, CF40-1EDP, CF40DL, CF40DLDP, CF40E, CF40EDP, CF50, CF50A, CF50A400, CF50ADP, CF50ADP400, CF50DP, CF50DPPD, CF70PD, COMPACT-EXTRACTIBLE, DL240, DL240-1, DL240-1DP, DL240DP, DS1200, DS1200A, DS400, DS400DP, DS400DP-PD, DS412, DS412PD, DS600, DS600DP, DS600DP-DVGW, DS600DP-PD, DS600DPPD-DVGW, DS600-DVGW, F1201A, F22T-JET-TECH, PM50, PM50DP... (Other models you can see in the webshop)

accessories	
container filters	
	1
Part No.	361243 Ref. No. 10446
description	container filter
For models:	A1080, A350, A500, A900, AT40, AT40DP, B100, B101, B101F, B101H, B102, B103, B103F, B201, B203, B301, B303, B303F, B40, B41, CF1000, CF101, CF103, CF1201A, CF1201A-BLACK, CF235, CF35, CF35-1, CF35-1DP, CF35DP, CF40-1, CF40-1DL, CF40-1DLDP, CF40-1DP, CF40-1E, CF40-1EDP, CF40DL, CF40DLDP, CF40E, CF40EDP, CF50, CF50A, CF50A400, CF50ADP, CF50ADP400, CF50DP, CF50DPPD, CF70PD, COMPACT-EXTRACTIBLE, DL240... (Other models you can see in the webshop)

	1
Part No.	361062 Ref. No. 10446
description	container filter hose ø 4mm

container filters with non-return valve	
	1
Part No.	361058 Ref. No. 11566
description	container filter with non-return valve SS hose ø 4x6mm ø 20mm L 56mm
For models:	DS412, DS412PD, DS600, DS600DP, DS600DP-DVGW, DS600DP-PD, DS600DPPD-DVGW, DS600-DVGW

hoses	
silicone hoses	
	1
Part No.	570145 ¹ Ref. No. 60554
description	dosing hose ID ø 4mm ED ø 6mm Lm t.max. 200°C Shore A 55° blue rinse aid silicone
For models:	AT40, AT40DP, CF1201A, CF1201A-BLACK, CF35, CF35-1, CF35-1DP, CF35DP, CF40-1, CF40-1DL, CF40-1DLDP, CF40-1DP, CF40-1E, CF40-1EDP, CF40DL, CF40DLDP, CF40E, CF40EDP, CF50, CF50DP, CF50DPPD, DS1200A, PM50, PM50DP, PM50DPPB, PM50DPPD, PM50DPPDPB, PM50E, PM50PB, PM50PD, PM50PDPB, PMA50, PMA50DP, PMA50DPPB, PMA50DPPD, PMA50DPPDPB, PMA50PB, PMA50PD, PMA50PDPB

¹by the meter



hose couplings

plastic



1			
Part No.	524402	Ref. No.	11386
description	hose connector		

tank inlets



1			
Part No.	361064	Ref. No.	10365
description	tank inlet		
For models:	A500, DS400, DS400DP, DS400DP-PD, DS412, DS412PD, DS600, DS600DP, DS600DP-DVGW, DS600DP-PD, DS600DPPD-DVGW, DS600-DVGW		




1			
Part No.	361270	Ref. No.	20552
description	tank inlet SS M12 hose ø 4mm		
For models:	AT40, AT40DP, AT50, CF1201A-BLACK, CF35, CF35-1, CF35-1DP, CF35DP, CF40-1, CF40-1DL, CF40-1DLDP, CF40-1DP, CF40-1E, CF40-1EDP, CF40DL, CF40DLDP, CF40E, CF40EDP, CF50, CF50A, CF50A400, CF50ADP, CF50ADP400, CF50DP, CF50DPPD, CF70PD, DL240, DL240-1, DL240-1DP, DL240DP, F22T-JET-TECH, PM50, PM50DP, PM50DPPB, PM50DPPD, PM50DPPDPB, PM50E, PM50PB, PM50PD, PM50PDPB, PMA50, PMA50DP, PMA50DPPB, PMA50DPPD, PMA50DPPDPB, PMA50PB, PMA50PD, PMA50PDPB		

hoses


supply hoses

plastic/rubber hoses




1			
Part No.	520747	Ref. No.	16025
description	supply hose thread 3/4" DN 10mm L 500mm plastic-coated white/red operating p. 10bar burst p. 32bar straight-curved		
For models:	CF50, CF50DP, CF50DPPD, PM50, PM50DP, PM50DPPB, PM50DPPD, PM50DPPDPB, PM50E, PM50PB, PM50PD, PM50PDPB, PMA50, PMA50DP, PMA50DPPB, PMA50DPPD, PMA50DPPDPB, PMA50PB, PMA50PD, PMA50PDPB		


drain hoses



1			
Part No.	524255	Ref. No.	60562
description	drain hose		
For models:	B100, B101, B101F, B101H, B102, B103, B103F, B201, B203, B301, B40, B41, CF101, CF103, CF11, DS400, DS400DP, DS400DP-PD, DS600, DS600DP, DS600DP-DVGW, DS600DP-PD, DS600DPPD-DVGW, DS600-DVGW, HOME12		




1			
Part No.	530587	Ref. No.	60561
description	drain hose DN28 L 2000mm straight ø inside 32mm straight ext. ø 40mm outer hose ø 35mm		
For models:	A1080, A350, A720, A900, B303, B303F, CF1000, CF1201A, CF50, CF70PD, DS1200, DS1200A, DS2000, F1201A, PM50, PM50E, PM50PB, PM50PD, PM50PDPB, PMA50, PMA50PB, PMA50PD, PMA50PDPB		




1			
Part No.	524257	Ref. No.	60556
description	drain hose DN19 L 1700mm A int. ø 21mm A ext. ø 27mm B int. ø 29mm B ext. ø 34mm outer hose ø 23mm		
For models:	AT40, AT40DP, AT50, CF235, CF35, CF35-1, CF35-1DP, CF35DP, CF40-1, CF40-1DL, CF40-1DLDP, CF40-1DP, CF40-1E, CF40-1EDP, CF40DL, CF40DLDP, CF40E, CF40EDP, CF50A, CF50A400, CF50ADP, CF50ADP400, CF50DP, CF50DPPD, COMPACT-EXTRACTIBLE, DL240, DL240-1, DL240-1DP, DL240DP, DS101, DS103, DS11, DS13, DS201, DS203, DS21, DS23, DS412, DS412PD, DSF101, DSF103, DSF11, DSF13, PM50DP, PM50DPPB, PM50DPPD, PM50DPPDPB, PM50E, PMA50DP, PMA50DPPB...(Other models you can see in the webshop)		

industrial hoses

Niplaflex hoses




1			
Part No.	530561	Ref. No.	60565
description	pressure hose ID ø 10mm ED ø 17mm L 5m thickness 3.5mm operating p. 10bar burst p. 30bar t.max. 110°C		

1

Part No.	530562	Ref. No.	60565
description	pressure hose ID ø 13mm ED ø 21mm L 5m operating p. 10bar burst p. 30bar t.max. 110°C		

pressure control hoses




1

Part No.	530560	Ref. No.	16029
description	pressure control hose ID ø 5mm ED ø 9mm L 5m operating p. 30bar burst p. 90bar temp.-resist. 60°C		
For models:	AT50, CF50, CF50A, CF50A400, CF50ADP, CF50ADP400, CF50DP, CF50DPPD, PM50, PM50DP, PM50DPPB, PM50DPPD, PM50DPPDPB, PM50E, PM50PB, PM50PD, PM50PDPB, PMA50, PMA50DP, PMA50DPPB, PMA50DPPD, PMA50DPPDPB, PMA50PB, PMA50PD, PMA50PDPB		


formed hoses

straight




1

Part No.	524393	Ref. No.	10520
description	formed hose dishwasher straight		
For models:	B100, B101, B101F, B101H, B103, B103F, B201, B203, B301, CF103, CF235, CF40-1DL, CF40-1DLDP, CF40DL, CF40DLDP, DL240, DL240-1, DL240-1DP, DL240DP, DS101, DS103, DS11, DS13, DS201, DS203, DS21, DS23, DSF101, DSF103, DSF11, DSF13		



1

Part No.	524224	Ref. No.	10534
description	formed hose dishwasher straight equiv. no. 10534		
For models:	A350, A500, AT50, DS600, DS600DP, DS600DP-DVGW, DS600DP-PD, DS600DPPD-DVGW, DS600-DVGW		




1

Part No.	524266	Ref. No.	12034
description	formed hose dishwasher straight equiv. no. 12034 for drain pump		
For models:	CF35, CF35-1, CF35-1DP, CF35DP, CF50A, CF50A400, CF50ADP, CF50ADP400, DS400, DS400DP, DS400DP-PD, DS412, DS412PD		



1

Part No.	524228	Ref. No.	12127
description	formed hose dishwasher straight equiv. no. 12127		
For models:	CF50A, CF50A400, CF50ADP, CF50ADP400, DS400, DS400DP, DS-400DP-PD, DS412, DS412PD		



1

Part No.	524216	Ref. No.	15565
description	formed hose dishwasher straight equiv. no. 15565		
For models:	CF35, CF35-1, CF35-1DP, CF35DP		



1

Part No.	524215	Ref. No.	15791
description	formed hose dishwasher straight equiv. no. 15791		
For models:	CF235, COMPACT-EXTRACTIBLE		



1

Part No.	524227	Ref. No.	16001
description	formed hose dishwasher straight equiv. no. 16001		
For models:	CF1000, F22T-JET-TECH		



1

Part No.	524202	Ref. No.	15742
description	formed hose dishwasher straight equiv. no. AKO-15742		
For models:	CF70PD		

form L



1

Part No.	524200	Ref. No.	15790
description	formed hose end piece A ext. ø 45mm end piece A int. ø 33mm AD2 ø 36mm ø end piece B 26mm warewashing L-shape equiv. no. 15790		
For models:	CF235, COMPACT-EXTRACTIBLE		



1

Part No.	524217	Ref. No.	16003
description	formed hose end piece A ext. ø 50mm end piece A int. ø 38mm AD2 ø 40mm ø end piece B 30mm warewashing L-shape equiv. no. 16003		
For models:	AT40, AT40DP, CF40-1, CF40-1DL, CF40-1DLDP, CF40-1DP, CF40-1E, CF40-1EDP, CF40DL, CF40DLDP, CF40E, CF40EDP, DL240, DL240-1, DL240-1DP, DL240DP		



1

Part No.	524263	Ref. No.	12035
description	formed hose for drain pump warewashing L-shape		
For models:	AT50, CF50A, CF50A400, CF50ADP, CF50ADP400, DS400, DS400DP, DS400DP-PD, DS600, DS600DP, DS600DP-DVGW, DS600DP-PD, DS600DPD-DVGW, DS600-DVGW		



1

Part No.	524267	Ref. No.	16022
description	formed hose for drain pump warewashing L-shape equiv. no. 16022		
For models:	AT40, AT40DP, CF40-1, CF40-1DL, CF40-1DLDP, CF40-1DP, CF40-1E, CF40-1EDP, CF40DL, CF40DLDP, CF40E, CF40EDP, DL240, DL240-1, DL240-1DP, DL240DP		



1

Part No.	524268	Ref. No.	15633
description	formed hose for drain pump warewashing L-shape equiv. no. AKO-15633		
For models:	CF50, CF50DP, CF50DPPD, PM50, PM50DP, PM50DPPB, PM50DPPD, PM50DPPDPB, PM50E, PM50PB, PM50PD, PM50PDPB, PMA50, PMA50DP, PMA50DPPB, PMA50DPPD, PMA50DPPDPB, PMA50PB, PMA50PD, PMA50PDPB		




1

Part No.	524400	Ref. No.	11372
description	formed hose warewashing L-shape		




1

Part No.	524225	Ref. No.	10535
description	formed hose warewashing L-shape equiv. no. 10535 L2 170mm L1 220mm ID ø 50mm		
For models:	A1080, A720		


1

Part No.	524238	Ref. No.	10536
description	formed hose warewashing L-shape equiv. no. 10536 hose int. ø 26mm		
For models:	B100, B101, B101H, B102, B103, B303		




1

Part No.	524239	Ref. No.	10537
description	formed hose warewashing L-shape equiv. no. 10537 hose int. ø 25mm		
For models:	B101F, B103F, B201, B203, B301, B40, B41, CF101, CF103, CF11		



1

Part No.	524240	Ref. No.	10538
description	formed hose warewashing L-shape equiv. no. 10538 hose int. ø 37mm		




1

Part No.	524204	Ref. No.	10542
description	formed hose warewashing L-shape equiv. no. 10542		
For models:	B100, B101, B101F, B101H, B102, B103, B103F, B201, B203, B301, CF101, CF103, CF11		




1

Part No.	524205	Ref. No.	10543
description	formed hose warewashing L-shape equiv. no. 10543		
For models:	B303, B303F		




1

Part No.	524207	Ref. No.	10545
description	formed hose warewashing L-shape equiv. no. 10545		
For models:	A350, B303, B303F, CF50, CF50DP, CF50DPPD, PM50, PM50DP, PM50DPPB, PM50DPPD, PM50DPPDPB, PM50E, PM50PB, PM50PD, PM50PDPB, PMA50, PMA50DP, PMA50DPPB, PMA50DPPD, PMA50DPPDPB, PMA50PB, PMA50PD, PMA50PDPB		



1

Part No.	524208	Ref. No.	10546
description	formed hose warewashing L-shape equiv. no. 10546		
For models:	A1080, A900		



1

Part No.	524206	Ref. No.	10549
description	formed hose warewashing L-shape equiv. no. 10549		
For models:	B40, B41		



1

Part No.	524223	Ref. No.	11300
description	formed hose warewashing L-shape equiv. no. 11300		
For models:	B40, B41		



1

Part No.	524226	Ref. No.	11335
description	formed hose warewashing L-shape equiv. no. 11335 L2 155mm L1 350mm ID ø 47mm		
For models:	A900		



1

Part No.	524209	Ref. No.	12030
description	formed hose warewashing L-shape equiv. no. 12030		
For models:	AT50, CF50A, CF50A400, CF50ADP, CF50ADP400, DS412, DS412PD, DS600, DS600DP, DS600DP-DVGW, DS600DP-PD, DS600PPD-DVGW, DS600-DVGW		



1

Part No.	524236	Ref. No.	15563
description	formed hose warewashing L-shape equiv. no. 15563		
For models:	AT40, AT40DP, CF35, CF35-1, CF35-1DP, CF35DP, CF40-1, CF40-1DL, CF40-1DLDP, CF40-1DP, CF40-1E, CF40-1EDP, CF40DL, CF40DLDP, CF40E, CF40EDP, DL240, DL240-1, DL240-1DP, DL240DP		




1

Part No.	524201	Ref. No.	15564
description	formed hose warewashing L-shape equiv. no. 15564		
For models:	AT40, AT40DP, CF35, CF35-1, CF35-1DP, CF35DP, CF40-1, CF40-1DL, CF40-1DLDP, CF40-1DP, CF40-1E, CF40-1EDP, CF40DL, CF40DLDP, CF40E, CF40EDP, DL240, DL240-1, DL240-1DP, DL240DP		




1

Part No.	524237	Ref. No.	15739
description	formed hose warewashing L-shape equiv. no. 15739 hose int. ø 27mm		
For models:	DS101, DS103, DS11, DS13, DS201, DS203, DS21, DS23, DSF101, DSF103, DSF11, DSF13		

1

Part No.	524203	Ref. No.	15740
description	formed hose warewashing L-shape equiv. no. 15740		
For models:	DS101, DS103, DS11, DS13, DS201, DS203, DS21, DS23, DSF101, DSF103, DSF11, DSF13		



1


Part No.	524210	Ref. No.	15741
description	formed hose warewashing L-shape equiv. no. 15741		
For models:	CF70PD		



1


Part No.	524235	Ref. No.	15792
description	formed hose warewashing L-shape equiv. no. 15792		
For models:	CF235, COMPACT-EXTRACTIBLE		

form S



1


Part No.	524269	Ref. No.	12036
description	formed hose for drain pump S-shape warewashing equiv. no. 12036		
For models:	AT50, CF50A, CF50A400, CF50ADP, CF50ADP400, DS600, DS600DP, DS600DP-DVGW, DS600DP-PD, DS600PPD-DVGW, DS600-DVGW		



1

Part No.	524262	Ref. No.	15634
description	formed hose for drain pump S-shape warewashing equiv. no. 15634		
For models:	CF50, CF50DP, CF50DPPD, PM50, PM50DP, PM50DPPB, PM50DPPD, PM50DPPDPB, PM50E, PM50PB, PM50PD, PM50PDPB, PMA50, PMA50DP, PMA50DPPB, PMA50DPPD, PMA50DPPDPB, PMA50PB, PMA50PD, PMA50PDPB		


form U



1


Part No.	524893	Ref. No.	12037
description	formed hose D1 ø 34mm D2 ø 43mm L 620mm U-shape		
For models:	AT50, DS400, DS400DP, DS400DP-PD, DS600, DS600DP, DS-600DP-DVGW, DS600DP-PD, DS600DPPD-DVGW, DS600-DVGW		

miscellaneous




1

Part No.	524261	Ref. No.	16023
description	formed hose for drain pump warewashing equiv. no. 16023		
For models:	AT40, AT40DP, CF40-1, CF40-1DL, CF40-1DLDP, CF40-1DP, CF40-1E, CF40-1EDP, CF40DL, CF40DLDP, CF40E, CF40EDP, DL240, DL240-1, DL240-1DP, DL240DP		




1

Part No.	524220	Ref. No.	10530
description	formed hose warewashing equiv. no. 10530		
For models:	B100, B101, B101F, B101H, B102, B103, B103F, CF101, CF103, CF11		

1

Part No.	524221	Ref. No.	10531
description	formed hose warewashing equiv. no. 10531		
For models:	B201, B203, B301		



1

Part No.	524222	Ref. No.	10532
description	formed hose warewashing equiv. no. 10532		
For models:	B303, B303F, DS412, DS412PD		




1

Part No.	524241	Ref. No.	10540
description	formed hose warewashing equiv. no. 10540		
For models:	A350, A500, A720		




1

Part No.	524242	Ref. No.	10593
description	formed hose warewashing equiv. no. 10593		
For models:	A1080, A900, CF1201A-BLACK, DS600, DS600DP, DS600DP-DVGW, DS600DP-PD, DS600PPD-DVGW, DS600-DVGW		




1

Part No.	524244	Ref. No.	12126
description	formed hose warewashing equiv. no. 12126		
For models:	DS600, DS600DP, DS600DP-DVGW, DS600DP-PD, DS600PPD-DVGW, DS600-DVGW		



1

Part No.	524212	Ref. No.	15520
description	formed hose warewashing equiv. no. 15520		
For models:	CF1201A, CF1201A-BLACK, DS1200, DS1200A		




1

Part No.	524214	Ref. No.	15522
description	formed hose warewashing equiv. no. 15522 mounting pos. upper		
For models:	CF1201A, CF1201A-BLACK, DS1200, DS1200A, F1201A		



1

Part No.	524245	Ref. No.	15588
description	formed hose warewashing equiv. no. 15588		
For models:	CF1000, CF1201A, CF70PD, DS1200, DS1200A, DS2000, F1201A, F22T-JET-TECH		


1

Part No.	524213	Ref. No.	15589
description	formed hose warewashing equiv. no. 15589 mounting pos. lower		
For models:	CF1201A, CF1201A-BLACK, DS1200, DS1200A, F1201A		




1

Part No.	524260	Ref. No.	15601
description	formed hose warewashing equiv. no. 15601		
For models:	CF35, CF35-1, CF35-1DP, CF35DP		




1

Part No.	524243	Ref. No.	15632
description	formed hose warewashing equiv. no. 15632		
For models:	CF50, CF50DP, CF50DPPD, PM50, PM50DP, PM50DPPB, PM50DPPD, PM50DPPDPB, PM50E, PM50PB, PM50PD, PM50PDPB, PMA50, PMA50DP, PMA50DPPB, PMA50DPPD, PMA50DPPDPB, PMA50PB, PMA50PD, PMA50PDPB		




1

Part No.	524218	Ref. No.	15738
description	formed hose warewashing equiv. no. 15738		
For models:	DS101, DS103, DS11, DS13, DSF101, DSF103, DSF11, DSF13		



1

Part No.	524219	Ref. No.	15763
description	formed hose warewashing equiv. no. 15763		
For models:	DS201, DS203, DS21, DS23		




1

Part No.	524211	Ref. No.	16000
description	formed hose warewashing equiv. no. 16000		
For models:	CF1000, F1201A, F22T-JET-TECH		

for dishwashers

miscellaneous



1


Part No.	510806	Ref. No.	60564
description	extraction hose ED ø 8mm ID ø 5mm Qty supplied by meter		
For models:	AT40, AT40DP, AT50, CF1201A-BLACK, CF35, CF35-1, CF35-1DP, CF35DP, CF40-1, CF40-1DL, CF40-1DLDP, CF40-1DP, CF40-1E, CF40-1EDP, CF40DL, CF40DLDP, CF40E, CF40EDP, CF50, CF50A, CF50A400, CF50ADP, CF50ADP400, CF50DP, CF50DPPD, CF70PD, DL240, DL240-1, DL240-1DP, DL240DP, DS400, DS400DP, DS400DP-PD, DS412, DS412PD, DS600, DS600DP, DS600DP-DVGW, DS600DP-PD, DS600DPPD-DVGW, DS600-DVGW, F22T-JET-TECH, PM50, PM50DP, PM50DPPB, PM50DPPD, PM50DPPDPB, PM50E, PM50PB, PM50PD... (Other models you can see in the webshop)		




1

Part No.	530590	Ref. No.	60555
description	hose ED ø 15mm ID ø 8mm equiv. no. 200117 Qty supplied by meter		
For models:	AT40, AT40DP, CF1000, CF1201A, CF1201A-BLACK, CF235, CF35, CF35-1, CF35-1DP, CF35DP, CF40-1, CF40-1DL, CF40-1DLDP, CF40-1DP, CF40-1E, CF40-1EDP, CF40DL, CF40DLDP, CF40E, CF40EDP, CF50, CF50A, CF50A400, CF50ADP, CF50ADP400, CF50DP, CF50DPPD, CF70PD, COMPACT-EXTRACTIBLE, DL240, DL240-1, DL240-1DP, DL240DP, DS1200, DS1200A, DS2000, DS412, DS412PD, DS600, DS600DP, DS600DP-DVGW, DS600DP-PD, DS600DPPD-DVGW, DS600-DVGW, F1201A, F22T-JET-TECH, PM50, PM50DP, PM50DPPB, PM50DPPD... (Other models you can see in the webshop)		



			
Part No.	524428	Ref. No.	60563
description	hose Qty supplied by meter		
For models:	A500, A720, B100, B101, B101F, B101H, B102, B103, B201, B203, B301, B303, B303F, B40, B41, CF1000, CF101, CF103, CF11, CF1201A, CF235, CF35, CF35-1, CF35-1DP, CF35DP, CF40-1DL, CF40-1DLD, CF40DL, CF40DLD, CF50, CF50A, CF50A400, CF50ADP, CF50ADP400, CF50DP, CF50DPPD, CF70PD, COMPACT-EXTRACTIBLE, DL240, DL240-1, DL240-1DP, DL240DP, DS101, DS103, DS11, DS1200, DS1200A, DS13, DS2000, DS201...(Other models you can see in the webshop)		


			
Part No.	524233	Ref. No.	10353
description	hose connector		
For models:	B100, B101, B101H, B102, B103, B201, B203, B301, B303, DS101, DS103, DS11, DS13, DS201, DS203, DS21, DS23, HOME12		

fittings, hose and pipe connectors

hose connectors

without screw connection


			
Part No.	524187	Ref. No.	12076
description	T-piece SS hose ø 12-12-12mm		
For models:	CF1000, CF1201A, CF1201A-BLACK, CF35, CF35-1, CF35-1DP, CF35DP, CF40DL, CF40DLD, DL240, DL240DP, DS1200, DS1200A, DS2000, DS600DP-DVGW, DS600DPPD-DVGW, DS600-DVGW, F1201A, F22TJET-TECH		

			
Part No.	524250	Ref. No.	10349
description	hose connector angled for drain		
For models:	AT40, AT40DP, AT50, B100, B101, B101F, B101H, B102, B103, B103F, B201, B203, B301, B40, B41, CF101, CF103, CF11, CF1201A-BLACK, CF235, CF35, CF35-1, CF35-1DP, CF35DP, CF40-1, CF40-1DL, CF40-1DLD, CF40-1DP, CF40-1E, CF40-1EDP, CF40DL, CF40DLD, CF40E, CF40EDP, CF50A, CF50A400, CF50ADP, CF50ADP400, CF50DP, CF50DPPD, COMPACT-EXTRACTIBLE, DL240, DL240-1, DL240-1DP, DL240DP, DS101, DS103, DS11, DS13, DS201...(Other models you can see in the webshop)		

fittings


double nipples


			
Part No.	524234	Ref. No.	10354
description	double nipple		
For models:	A1080, A350, A500, A720, A900, B40, B41		


			
Part No.	524251	Ref. No.	10350 10351
description	hose connector angled for drain		
For models:	B303, B303F, CF1201A, CF1201A-BLACK, CF50, CF70PD, DS1200A, F22T-JET-TECH, PM50, PM50E, PM50PB, PM50PD, PM50PDPB, PMA50, PMA50PB, PMA50PD, PMA50PDPB		

hose connectors

producer-specific

			
Part No.	524185	Ref. No.	15010
description	hose connector		
For models:	DS600, DS600DP, DS600DP-DVGW, DS600DP-PD, DS600DPPD-DVGW, DS600-DVGW		
















			
Part No.	524252	Ref. No.	10351
description	hose connector angled for drain		
For models:	A1080, A350, A500, A720, A900, CF1000, CF50, DS1200, DS1200A, DS2000, F1201A		






			
Part No.	524182	Ref. No.	12021
description	hose connector angled plastic ø 12mm 3/8"		
For models:	CF235, CF35, CF35-1, CF35-1DP, CF35DP, COMPACT-EXTRACTIBLE, DS2000, DS400, DS400DP, DS400DP-PD, DS600, DS600DP, DS-600DP-DVGW, DS600DP-PD, DS600DPPD-DVGW, DS600-DVGW		



water softeners

manual softener

1			
Part No.	Ref. No.	10159	
description softener with 2 valves model DVA 8			
spare parts for			
	Part No. 520130	Ref. No.	—
lid type DVA BP complete for softener			
	Part No. 520131	Ref. No.	—
O-ring ID ø 77mm thickness 6.5mm suitable for type LT/BP			
	Part No. 520132	Ref. No.	—
filter mounting pos. upper suitable for type LT			
	Part No. 520133	Ref. No.	—
tap connection 3/8" suitable for type LT			
	Part No. 520134	Ref. No.	—
filter mounting pos. lower suitable for type LT			
	Part No. 520213	Ref. No.	—
reducer connection 3/8" connection 2: 3/4" suitable for DVA LT			
	Part No. 520214	Ref. No.	—
reducer connection 3/8" connection 2: 3/4" suitable for DVA LT			
	Part No. 520215	Ref. No.	—
hose connector thread 3/8" for pipe ø 10mm			
	Part No. 520713	Ref. No.	—
tap connection 3/4" suitable for type LT			
	Part No. 520715	Ref. No.	—
lever suitable for type LT			
	Part No. 530128	Ref. No.	—
base suitable for type LT/BP			
	Part No. 530328	Ref. No.	—
nozzle connection M6x1 suitable for type LT			
	Part No. 530803	Ref. No.	—
lid handle			
	Part No. 530807	Ref. No.	—
container lid suitable for type LT/BP			
accessories for			
	Part No. 520136	Ref. No.	—
ion-exchange resin type Dowex HCR-S/S 25l 20.5kg			

accessories for			
	Part No. 530182	Ref. No.	—
pre-filter connection 3/8" ø 180mm L 180.5mm			
	Part No. 530186	Ref. No.	—
filter ø 58mm L 125mm			
	Part No. 530187	Ref. No.	—
mounting wrench			
	Part No. 530238	Ref. No.	—
regenerant salt type BROXETTEN content 25kg format tablets			
	Part No. 530240	Ref. No.	—
ion-exchange resin PURE type PC002 25l 20.5kg			

ancillary products

clamps


hose clamps

DIN 3017 - W2


1			
			
Part No.	Ref. No.	60082	
description hose clamp ø 25-40mm width 9mm Qty 10 pcs DIN 3017			
For models: AT40, AT40DP, AT50, B100, B101, B101F, B101H, B102, B103, B103F, B201, B203, B301, B303, B303F, B40, B41, CF101, CF103, CF11, CF1201A-BLACK, CF235, CF35, CF35-1, CF35-1DP, CF35DP, CF40-1, CF40-1DL, CF40-1DLDP, CF40-1DP, CF40-1E, CF40-1EDP, CF40DL, CF40DLDP, CF40E, CF40EDP, CF50, CF50A, CF50A400, CF50ADP, CF50ADP400, CF50DP, CF50DPPD, COMPACT-EXTRACTIBLE, DL240, DL240-1, DL240-1DP, DL240DP, DS101, DS103...(Other models you can see in the webshop)			

1			
			
Part No.	Ref. No.	60083	
description hose clamp ø 32-50mm width 9mm Qty 5 pcs DIN 3017			
For models: AT40, AT40DP, AT50, B100, B101, B101F, B101H, B102, B103, B103F, B201, B203, B301, B303, B303F, CF1000, CF101, CF103, CF11, CF1201A, CF1201A-BLACK, CF235, CF35, CF35-1, CF35-1DP, CF35DP, CF40-1, CF40-1DL, CF40-1DLDP, CF40-1DP, CF40-1E, CF40-1EDP, CF40DL, CF40DLDP, CF40E, CF40EDP, CF50, CF50A, CF50A400, CF50ADP, CF50ADP400, CF50DP, CF50DPPD, CF70PD, COMPACT-EXTRACTIBLE, DL240, DL240-1, DL240-1DP, DL240DP, DS101...(Other models you can see in the webshop)			



			
1			
Part No.	520117	Ref. No.	60084
description	hose clamp stainless steel ø 40-60mm width 9mm Qty 5 pcs DIN 3017		
For models:	A350, A500, AT50, B303, B303F, B40, B41, CF1000, CF1201A, CF1201ABLACK, CF50, CF50A, CF50A400, CF50ADP, CF50ADP400, CF50DP, CF50DPPD, CF70PD, DS1200, DS1200A, DS412, DS412PD, DS600, DS600DP, DS600DP-DVGW, DS600DP-PD, DS600DPPD-DVGW, DS600-DVGW, F1201A, F22T-JET-TECH, PM50, PM50DP, PM50DPPB, PM50DPPD, PM50DPPDPB, PM50E, PM50PB, PM50PD, PM50PDPB, PMA50, PMA50DP, PMA50DPPB, PMA50DPPD, PMA50DPPDPB, PMA50PB, PMA50PD, PMA50PDPB		


DIN 3017 - W4			
			
1			
Part No.	520120	Ref. No.	60081
description	hose clamp SS W4 ø 12-20mm width 9mm Qty 1 pcs DIN 3017		
For models:	A1080, A500, A720, A900, AT40, AT40DP, AT50, B100, B101, B101F, B101H, B102, B103F, B201, B301, B303F, B40, B41, CF1000, CF101, CF103, CF11, CF1201A, CF1201A-BLACK, CF235, CF35, CF35-1, CF35-1DP, CF35DP, CF40-1, CF40-1DL, CF40-1DLDP, CF40-1DP, CF40-1E, CF40-1EDP, CF40DL, CF40DLDP, CF40E, CF40EDP, CF50, CF50A, CF50A400, CF50ADP, CF50ADP400, CF50DP, CF50DPPD, CF70PD, COMPACT-EXTRACTIBLE, DL240, DL240-1...(Other models you can see in the webshop)		

double wire clamps			
			
1			
Part No.	520872	Ref. No.	60078
description	hose clamp ø 7mm wire gauge ø 1mm Qty 1 pcs		
For models:	AT40, AT40DP, B303F, CF1000, CF103, CF1201A-BLACK, CF235, CF35, CF35-1, CF35-1DP, CF35DP, CF40-1, CF40-1DL, CF40-1DLDP, CF40-1DP, CF40-1E, CF40-1EDP, CF40DL, CF40DLDP, CF40E, CF40EDP, CF50, CF-50DP, CF50DPPD, CF70PD, COMPACT-EXTRACTIBLE, DL240, DL240-1, DL240-1DP, DL240DP, DS101, DS103, DS11, DS1200, DS1200A, DS13, DS2000, DS201, DS203, DS21, DS23, DS400, DS400DP, DS400DP-PD, DS412, DS412PD, DS600, DS600DP, DS600DP-DVGW, DS600DP-PD...(Other models you can see in the webshop)		

measuring equipment

thermometers


built-in thermometers

			
1			
Part No.	541156	Ref. No.	20108
description	thermometer mounting measurements 58x25.5mm +20 up to +100°C capillary pipe 1950mm probe ø 6.5mm probe L 20mm		
For models:	A1080, B301, B303		


fastening material


screws

countersunk screws

			
1			
Part No.	524425	Ref. No.	60179
description	screw thread M6 L 35mm DIN 965/ISO 7046 Qty 1 pcs		
For models:	AT50, CF50A, CF50A400, CF50ADP, CF50ADP400, DS400, DS400DP, DS400DP-PD, DS412, DS412PD, DS600, DS600DP, DS600DP-DVGW, DS600DP-PD, DS600DPPD-DVGW, DS600-DVGW		

hexagonal screws

			
1			
Part No.	524423	Ref. No.	60135
description	hexagonal screw thread M6 thread L 10mm SS WS 10 Qty 1 pcs DIN 933 / ISO 4017		
For models:	A1080, A350, A500, A720, A900, AT40, AT40DP, AT50, B100, B101, B101F, B101H, B102, B103, B103F, B201, B203, B301, B303, B303F, B40, B41, CF101, CF103, CF11, CF1201A, CF235, CF35, CF35-1, CF35-1DP, CF35DP, CF40-1, CF40-1DL, CF40-1DLDP, CF40-1DP, CF40-1E, CF40-1EDP, CF40DL, CF40DLDP, CF40E, CF40EDP, CF50, CF50DP, CF50DPPD, CF70PD, COMPACT-EXTRACTIBLE, DL240, DL240-1, DL240-1DP, DL240DP...(Other models you can see in the webshop)		

			
1			
Part No.	524118	Ref. No.	60136
description	hexagonal screw thread M6 thread L 16mm SS WS 10 Qty 1 pcs DIN 933 / ISO 4017		
For models:	A1080, A500, A720, A900, CF235, COMPACT-EXTRACTIBLE, DS412, DS412PD, DS600, DS600DP, DS600DP-DVGW, DS600DP-PD, DS600DPPD-DVGW, DS600-DVGW		



1			
Part No.	524424	Ref. No.	60137
description	screw thread M8 thread L 10mm SS Qty 1 pcs DIN 933 / ISO 4017 for boiler		
For models:	A350, A500, A720, AT40, AT40DP, AT50, B100, B101, B101F, B101H, B102, B103, B103F, B201, B203, B301, B303, B303F, B40, B41, CF1000, CF101, CF103, CF11, CF1201A, CF1201A-BLACK, CF235, CF35, CF35-1, CF35-1DP, CF35DP, CF40-1, CF40-1DL, CF40-1DLDP, CF40-1DP, CF40-1E, CF40-1EDP, CF40DL, CF40DLDP, CF40E, CF40EDP, CF50, CF50A, CF50A400, CF50ADP, CF50ADP400, CF50DP, CF50DPPD, CF70PD, COMPACT-EXTRACTIBLE...(Other models you can see in the webshop)		

<h3>knurled screws</h3>			
1			
Part No.	524080	Ref. No.	10606
description	Thumb screw thread M6 thread L 10mm ø 18mm H 4mm SS		
For models:	B101F, B103F, B40, B41, CF101, CF103, CF11, DSF101, DSF103, DSF11, DSF13, HOME12		

<h3>miscellaneous</h3>			
1			
Part No.		Ref. No.	40125
description	screw for catch		

<h3>nuts</h3>			
<h4>plate nuts</h4>			
1			
Part No.	524435	Ref. No.	10475
description	plate nut hole ø 3mm L 25mm W 11mm		
For models:	A1080, A350, A500, A720, A900, AT40, AT40DP, B100, B101, B101F, B101H, B102, B103, B103F, B201, B203, B301, B303, B303F, B40, B41, CF1000, CF101, CF103, CF11, CF1201A, CF235, CF35, CF35-1, CF35-1DP, CF35DP, CF40-1, CF40-1DL, CF40-1DLDP, CF40-1DP, CF40-1E, CF40-1EDP, CF40DL, CF40DLDP, CF40E, CF40EDP, CF50, CF50DP, CF-50DPPD, CF70PD, COMPACT-EXTRACTIBLE, DL240, DL240-1, DL240-1DP, DL240DP...(Other models you can see in the webshop)		


<h3>knurled nuts</h3>			
1			
Part No.	524087	Ref. No.	10459
description	knurled nut thread M10x1.5 ø 30mm H 10mm for rinse arm plastic		
For models:	A1080, A350, A500, A720, A900, B303F, DS2000		


1			
Part No.	524095	Ref. No.	12020
description	knurled nut thread M8 ø 24mm H 6mm SS		
For models:	AT40, AT40DP, AT50, CF1000, CF1201A, CF1201A-BLACK, CF235, CF35, CF35-1, CF35-1DP, CF35DP, CF40-1, CF40-1DL, CF40-1DLDP, CF40-1DP, CF40-1E, CF40-1EDP, CF40DL, CF40DLDP, CF40E, CF40EDP, CF50, CF50A, CF50A400, CF50ADP, CF50ADP400, CF50DP, CF50DPPD, CF70PD, COMPACT-EXTRACTIBLE, DL240, DL240-1, DL240-1DP, DL240DP, DS1200, DS1200A, DS400, DS400DP, DS400DP-PD, DS412, DS412PD, DS600, DS600DP, DS600DP-DVGW, DS600DP-PD, DS600DPPD-DVGW, DS600-DVGW, F1201A, F22T-JET-TECH, PM50...(Other models you can see in the webshop)		


<h3>hexagonal nuts</h3>			
<h4>DIN 934 / ISO 4032/8673</h4>			
1			
Part No.	560129	Ref. No.	60204
description	hexagonal nut thread M5 H 4mm WS 8 SS DIN/ISO DIN 934 / ISO 4032/8673 Qty 1 pcs		
For models:	A500, A720, AT40, AT40DP, B101, B101F, B101H, B103, B103F, B201, B203, B301, B303, B303F, B40, B41, CF1000, CF101, CF103, CF11, CF1201A, CF235, CF35, CF35-1, CF35-1DP, CF35DP, CF40-1, CF40-1DL, CF40-1DLDP, CF40-1DP, CF40-1E, CF40-1EDP, CF40DL, CF40DLDP, CF40E, CF40EDP, CF50, CF50A, CF50A400, CF50ADP, CF50ADP400, CF50DP, CF50DPPD, CF70PD, COMPACT-EXTRACTIBLE, DL240, DL240-1, DL240-1DP, DL240DP, DS101...(Other models you can see in the webshop)		

1			
Part No.	560133	Ref. No.	60208
description	hexagonal nut thread M6 H 5mm WS 10 SS DIN/ISO DIN 934 / ISO 4032/8673 Qty 20 pcs		
For models:	A1080, A900, AT40, AT40DP, AT50, B40, B41, CF1201A-BLACK, CF235, CF35, CF35-1, CF35-1DP, CF35DP, CF40-1, CF40-1DL, CF40-1DLDP, CF40-1DP, CF40-1E, CF40-1EDP, CF40DL, CF40DLDP, CF40E, CF40EDP, CF50, CF50A, CF50A400, CF50ADP, CF50ADP400, CF50DP, CF50DPPD, CF70PD, COMPACT-EXTRACTIBLE, DL240, DL240-1, DL240-1DP, DL240DP, DS101, DS103, DS11, DS13, DS201, DS203, DS21, DS23, DS400, DS400DP, DS400DP-PD, DS412, DS412PD, DS600...(Other models you can see in the webshop)		




			
1			
Part No.	560197	Ref. No.	10424
description	nut thread M10 H 8mm WS 17 SS DIN/ISO DIN 934 / ISO 4032/8673 Qty 1 pcs		
For models:	A1080, A350, A500, A720, A900, B100, B101, B101F, B101H, B102, B103, B103F, B201, B203, B301, B303, B303F, B40, B41, CF101, CF103, CF11, DS400, DS400DP, DS400DP-PD, HOME12		


			
1			
Part No.	560505	Ref. No.	10588
description	nut thread M16 H 10mm WS 23 brass Qty 1 pcs		
For models:	A350, DS412, DS412PD		

			
1			
Part No.	560506	Ref. No.	60210
description	nut thread M8 H 6.4mm WS 13 brass DIN/ISO DIN 934 / ISO 4032/8673 Qty 1 pcs		
For models:	A1080, A350, A720, A900, AT40, AT40DP, AT50, B100, B101, B101F, B101H, B102, B103, B103F, B201, B203, B301, B303, B40, B41, CF100, CF101, CF103, CF11, CF1201A, CF1201A-BLACK, CF235, CF35, CF35-1, CF35-1DP, CF35DP, CF40-1, CF40-1DL, CF40-1DLDP, CF40-1DP, CF40-1E, CF40-1EDP, CF40DL, CF40DLDP, CF40E, CF40EDP, CF50, CF50A, CF50A400, CF50ADP, CF50ADP400, CF50DP, CF50DPPD, CF70PD, COMPACT-EXTRACTIBLE...(Other models you can see in the webshop)		


ISO 4033 / UNI5587


			
1			
Part No.	524026	Ref. No.	60207
description	nut thread M6 H 6mm WS 10 zinc-coated steel Qty 1 pcs DIN/ISO ISO 4033 / UNI5587		
For models:	A1080, A350, A500, A720, B100, B101, B101F, B101H, B102, B103, B103F, B201, B203, B301, B303, B303F, B40, B41, CF101, CF103, CF11		

DIN 985


			
1			
Part No.	560141	Ref. No.	60216
description	hexagonal nut thread M5 H 5.4mm SS WS 8 Qty 20 pcs DIN/ISO DIN 985 self-locking		
For models:	CF1000, CF1201A, CF1201A-BLACK, DS1200, DS1200A, DS2000, F1201A		


hexagonal nuts metric (without norm)

			
1			
Part No.	504208	Ref. No.	10424 60212
description	nut thread M10		

			
1			
Part No.		Ref. No.	60209
description	nut thread M16x1		
For models:	A1080, A350, A500, A720, A900, B100, B101, B101F, B101H, B102, B103, B103F, B201, B203, B301, B303, B303F, B40, B41, CF101, CF103, CF11		

hexagonal nuts inch thread


			
1			
Part No.	520233	Ref. No.	10426
description	nut thread 1" H 6mm brass WS 47 Qty 1 pcs		
For models:	B100, B101, B101F, B101H, B102, B103, B103F, B201, B203, B301, B303, B303F, B40, B41, CF11, CF35, CF35-1, CF35-1DP, CF35DP, CF40-1DL, CF40-1DLDP, CF40DL, CF40DLDP, DL240, DL240-1, DL240-1DP, DL240DP, DS101, DS103, DS11, DS13, DS201, DS203, DS21, DS23, DSF101, DSF103, DSF11, DSF13, HOME12		

			
1			
Part No.	503042	Ref. No.	10428
description	nut thread 3/8" H 6mm brass WS 22 Qty 1 pcs		
For models:	B100, B101, B101F, B101H, B102, B103, B103F, B201, B203, B301, B303, B40, B41, CF101, CF103, CF11, DS101, DS103, DS11, DS13, DS201, DS203, DS21, DS23, DSF101, DSF103, DSF11, DSF13, HOME12		


washers


washers


DIN 125A


			
1			
Part No.	560441	Ref. No.	60238
description	plain washer ID ø 11mm ED ø 20mm thickness 2mm stainless steel Qty 1 pcs DIN 125A for thread M10		
For models:	A1080, A500, A900, CF1000, CF1201A-BLACK, DS1200, DS1200A, DS2000, F1201A, F22T-JET-TECH		



			
1			
Part No.	560333	Ref. No.	60236
description	plain washer ID ø 6.4mm ED ø 12mm thickness 1.6mm SS Qty 1 pcs DIN 125A for thread M6		
For models:	A1080, A350, A500, A720, A900, B100, B101, B101F, B101H, B102, B103, B103F, B201, B203, B301, B303, B40, B41, CF101, CF103, CF11, CF1201A, DS412, DS412PD		


miscellaneous			
			
1			
Part No.	524117	Ref. No.	60234
description	plain washer ID ø 6.4mm ED ø 12mm thickness 1.6mm SS Qty 1 pcs		
For models:	A1080, A350, A500, A720, A900, AT50, B101F, B103F, B303F, B40, B41, CF1000, CF101, CF103, CF11, CF1201A, CF1201A-BLACK, CF235, CF35, CF35-1, CF35-1DP, CF35DP, CF40-1DL, CF40-1DLDP, CF40DL, CF40DLDP, CF50, CF50DP, CF50DPPD, CF70PD, COMPACT-EXTRACTIBLE, DS101, DS103, DS11, DS1200, DS1200A, DS13, DS2000, DS201, DS203, DS21, DS23, DS412, DS412PD, DSF101, DSF103, DSF11, DSF13, F1201A		

tooth lock washers			
DIN 6798A			
			
1			
Part No.	560507	Ref. No.	60240
description	tooth lock washer ID ø 17mm ED ø 26mm steel DIN/ISO DIN 6798A Qty 1 pcs		
For models:	A1080, B100, B101, B101H, B102, B103, DS101, DS103, DS11, DS13, DS201, DS203, DS21, DS23		

			
1			
Part No.	503121	Ref. No.	60242
description	tooth lock washer ID ø 8.4mm ED ø 15mm SS Qty 1 pcs		
For models:	A1080, A900, AT40, AT40DP, AT50, CF1000, CF1201A, CF1201A-BLACK, CF235, CF35, CF35-1, CF35-1DP, CF35DP, CF40-1, CF40-1DL, CF40-1DLDP, CF40-1DP, CF40-1E, CF40-1EDP, CF40DL, CF40DLDP, CF40E, CF40EDP, CF50, CF50A, CF50A400, CF50ADP, CF50ADP400, CF50DP, CF50DPPD, CF70PD, COMPACT-EXTRACTIBLE, DL240, DL240-1, DL240-1DP, DL240DP, DS101, DS103, DS11, DS1200, DS1200A, DS13, DS2000, DS201, DS203, DS21, DS23, DS400, DS400DP, DS400DP-PD... (Other models you can see in the webshop)		


fasteners


mounting clips

			
1			
Part No.	524387	Ref. No.	10471
description	spring clip nominal-ø 7mm steel L 30mm W 16mm H 14mm mounting distancemm		
For models:	A1080, A900, AT40, AT40DP, AT50, B100, B101, B101F, B101H, B102, B103, B103F, B201, B203, B301, B303, B303F, CF1000, CF101, CF103, CF11, CF1201A, CF235, CF35, CF35-1, CF35-1DP, CF35DP, CF40-1, CF40-1DL, CF40-1DLDP, CF40-1DP, CF40-1E, CF40-1EDP, CF40DL, CF40DLDP, CF40E, CF40EDP, CF50, CF50A, CF50A400, CF50ADP, CF50ADP400, CF50DP, CF50DPPD, CF70PD, COMPACT-EXTRACTIBLE, DL240, DL240-1, DL240-1DP, DL240DP... (Other models you can see in the webshop)		


clamps

hose clamps


DIN 3017 - W2			
			
1			
Part No.	520115	Ref. No.	60082
description	hose clamp ø 25-40mm width 9mm Qty 10 pcs DIN 3017		
For models:	AT40, AT40DP, AT50, B100, B101, B101F, B101H, B102, B103, B103F, B201, B203, B301, B303, B303F, B40, B41, CF101, CF103, CF11, CF1201A-BLACK, CF235, CF35, CF35-1, CF35-1DP, CF35DP, CF40-1, CF40-1DL, CF40-1DLDP, CF40-1DP, CF40-1E, CF40-1EDP, CF40DL, CF40DLDP, CF40E, CF40EDP, CF50, CF50A, CF50A400, CF50ADP, CF50ADP400, CF50DP, CF50DPPD, COMPACT-EXTRACTIBLE, DL240, DL240-1, DL240-1DP, DL240DP, DS101, DS103...(Other models you can see in the webshop)		


			
1			
Part No.	520116	Ref. No.	60083
description	hose clamp ø 32-50mm width 9mm Qty 5 pcs DIN 3017		
For models:	AT40, AT40DP, AT50, B100, B101, B101F, B101H, B102, B103, B103F, B201, B203, B301, B303, B303F, CF1000, CF101, CF103, CF11, CF1201A, CF1201A-BLACK, CF235, CF35, CF35-1, CF35-1DP, CF35DP, CF40-1, CF40-1DL, CF40-1DLDP, CF40-1DP, CF40-1E, CF40-1EDP, CF40DL, CF40DLDP, CF40E, CF40EDP, CF50, CF50A, CF50A400, CF50ADP, CF50ADP400, CF50DP, CF50DPPD, COMPACT-EXTRACTIBLE, DL240, DL240-1, DL240-1DP, DL240DP, DS101...(Other models you can see in the webshop)		





			
1			
Part No.	520117	Ref. No.	60084
description	hose clamp stainless steel ø 40-60mm width 9mm Qty 5 pcs DIN 3017		
For models:	A350, A500, AT50, B303, B303F, B40, B41, CF1000, CF1201A, CF1201ABLACK, CF50, CF50A, CF50A400, CF50ADP, CF50ADP400, CF50DP, CF50DPPD, CF70PD, DS1200, DS1200A, DS412, DS412PD, DS600, DS600DP, DS600DP-DVGW, DS600DP-PD, DS600DPPD-DVGW, DS600-DVGW, F1201A, F22T-JET-TECH, PM50, PM50DP, PM50DPPB, PM50DPPD, PM50DPPDPB, PM50E, PM50PB, PM50PD, PM50PDPB, PMA50, PMA50DP, PMA50DPPB, PMA50DPPD, PMA50DPPDPB, PMA50PB, PMA50PD, PMA50PDPB		

DIN 3017 - W4			
			
1			
Part No.	520120	Ref. No.	60081
description	hose clamp SS W4 ø 12-20mm width 9mm Qty 1 pcs DIN 3017		
For models:	A1080, A500, A720, A900, AT40, AT40DP, AT50, B100, B101, B101F, B101H, B102, B103F, B201, B301, B303F, B40, B41, CF1000, CF101, CF103, CF11, CF1201A, CF1201A-BLACK, CF235, CF35, CF35-1, CF35-1DP, CF35DP, CF40-1, CF40-1DL, CF40-1DLDP, CF40-1DP, CF40-1E, CF40-1EDP, CF40DL, CF40DLDP, CF40E, CF40EDP, CF50, CF50A, CF50A400, CF50ADP, CF50ADP400, CF50DP, CF50DPPD, CF70PD, COMPACT-EXTRACTIBLE, DL240, DL240-1...(Other models you can see in the webshop)		

double wire clamps			
			
1			
Part No.	520872	Ref. No.	60078
description	hose clamp ø 7mm wire gauge ø 1mm Qty 1 pcs		
For models:	AT40, AT40DP, B303F, CF1000, CF103, CF1201A-BLACK, CF235, CF35, CF35-1, CF35-1DP, CF35DP, CF40-1, CF40-1DL, CF40-1DLDP, CF40-1DP, CF40-1E, CF40-1EDP, CF40DL, CF40DLDP, CF40E, CF40EDP, CF50, CF50DP, CF50DPPD, CF70PD, COMPACT-EXTRACTIBLE, DL240, DL240-1, DL240-1DP, DL240DP, DS101, DS103, DS11, DS1200, DS1200A, DS13, DS2000, DS201, DS203, DS21, DS23, DS400, DS400DP, DS400DP-PD, DS412, DS412PD, DS600, DS600DP, DS600DP-DVGW, DS600DP-PD...(Other models you can see in the webshop)		

retaining rings			
DIN 471			
			
1			
Part No.	524246	Ref. No.	60252
description	retaining ring shaft ø 9mm thickness 1mm SS DIN 471		
For models:	B100, B101, B101H, B102, B103, B201, B203, DS101, DS103, DS11, DS13, DS201, DS203, DS21, DS23		

DIN 6799			
			
1			
Part No.	516198	Ref. No.	60251
description	retaining ring E D1 ø 6mm D2 ø 12mm SS DIN 6799 thickness 0.7mm for shaft ø 7-9mm		
For models:	B100, B101, B101F, B101H, B102, B103, B103F, B201, B203, B301, B303, B303F, CF101, CF103, CF11		

screw caps			
			
1			
Part No.	520706	Ref. No.	11336
description	screw cap thread 1/4" WS 17		

GASTROPARTS.COM

